

A Unified Taxonomy-Guided Instruction Tuning Framework for Entity Set Expansion and Taxonomy Expansion

Yanzhen Shen
University of Illinois at
Urbana-Champaign
yanzhen4@illinois.edu

Yu Zhang
University of Illinois at
Urbana-Champaign
yuz9@illinois.edu

Yunyi Zhang
University of Illinois at
Urbana-Champaign
yzhan238@illinois.edu

Jiawei Han
University of Illinois at
Urbana-Champaign
hanj@illinois.edu

ABSTRACT

Entity set expansion, taxonomy expansion, and seed-guided taxonomy construction are three representative tasks that aim to automatically populate an existing taxonomy with new concepts. Previous studies view them as three separate tasks, and the proposed methods usually only work for one specific task, which lack generalizability and a holistic perspective across different tasks. In this paper, we aim to discover a unified solution to all three tasks. To be specific, we identify two common skills needed for entity set expansion, taxonomy expansion, and seed-guided taxonomy construction: finding “siblings” and finding “parents”. We introduce a taxonomy-guided instruction tuning framework to teach a large language model to generate siblings and parents for query entities, where the joint pre-training process facilitates the mutual enhancement of these two skills. Extensive experiments on multiple benchmark datasets demonstrate the efficacy of our proposed TaxoInstruct framework, which outperforms task-specific baselines across all three tasks.

CCS CONCEPTS

• Information systems → Data mining; • Computing methodologies → Natural language processing.

KEYWORDS

entity set expansion; taxonomy expansion; instruction tuning

ACM Reference Format:

Yanzhen Shen, Yu Zhang, Yunyi Zhang, and Jiawei Han. 2024. A Unified Taxonomy-Guided Instruction Tuning Framework for Entity Set Expansion and Taxonomy Expansion. In *Proceedings of ACM Conference (Conference’17)*. ACM, New York, NY, USA, 11 pages. <https://doi.org/10.1145/nnnnnnn.nnnnnnn>

1 INTRODUCTION

Entities play a fundamental role in text mining and natural language processing, benefiting a wide spectrum of tasks such as semantic search [37], question answering [5], and text generation [17]. To

[†]Code and Datasets are available at <https://github.com/yanzhen4/TaxoInstruct>.

Permission to make digital or hard copies of all or part of this work for personal or classroom use is granted without fee provided that copies are not made or distributed for profit or commercial advantage and that copies bear this notice and the full citation on the first page. Copyrights for components of this work owned by others than ACM must be honored. Abstracting with credit is permitted. To copy otherwise, or republish, to post on servers or to redistribute to lists, requires prior specific permission and/or a fee. Request permissions from permissions@acm.org.

Conference’17, July 2017, Washington, DC, USA

© 2024 Association for Computing Machinery.

ACM ISBN 978-x-xxxx-xxxx-x/YY/MM...\$15.00

<https://doi.org/10.1145/nnnnnnn.nnnnnnn>

better describe the semantics of entities, taxonomies are constructed in various domains, including science [7, 38], e-commerce [25], and social media [10, 39], to characterize the parent-child relationship between entities. In many cases, taxonomies are initially curated by domain experts. However, because of the constant and rapid emergence of novel concepts, automatically enriching a taxonomy with new entities becomes necessary to ensure its freshness and completeness.

Previous studies have considered three representative tasks for incorporating new entities into existing knowledge.

- **Entity Set Expansion** [31, 35, 46]: Given a set of entities belonging to a certain semantic class, the task is to find more entities also in that class. For example, if there are seed entities {*Database*, *Information Retrieval*, *Operating System*}, an entity set expansion algorithm should return other computer science subfields such as *Data Mining* and *Human-Computer Interaction*. From the taxonomy perspective, this task can be viewed as finding “siblings” of existing entities.
- **Taxonomy Expansion** [34, 56, 57]: The task aims to insert a provided new entity into an existing taxonomy by finding its most suitable “parent”. For instance, suppose the existing taxonomy has the root node *Scientific Fields* and its children *Computer Science*, *Mathematics*, *Physics*, and *Chemistry*. Given a new concept *Data Mining*, a taxonomy expansion model should put it as a child of *Computer Science*.
- **Seed-Guided Taxonomy Construction** [36]: Given a seed taxonomy with a small number of entities, the task is to construct a more comprehensive taxonomy containing the seed taxonomy. For example, if the task input includes *Computer Science*, *Chemistry*, and several of their subfields (e.g., *Data Mining* and *Organic Chemistry*), the expected output should be a taxonomy containing more scientific fields (e.g., *Mathematics* and *Physics*) and subfields (e.g., *Database*, *Algebra*, and *Astrophysics*), with their parent-child edges clearly specified. To approach this problem, we can first discover new entities at each layer and then figure out the parent-child relationship between entities from adjacent layers. Essentially, this can be viewed as pipelining the steps of finding “siblings” and finding “parents”.

As we can clearly see, all the three aforementioned tasks can be cast as finding entities that have a specific type of relationship with the given entities: entity set expansion can be viewed as finding “siblings”; taxonomy expansion relies on finding “parents”; seed-guided taxonomy construction is a combination of both. However, existing studies always focus on one of the three tasks and propose task-specific techniques, with less concern for their commonalities. Intuitively, finding “siblings” and finding “parents” can mutually benefit each other. For instance, knowing that *Data Mining* has

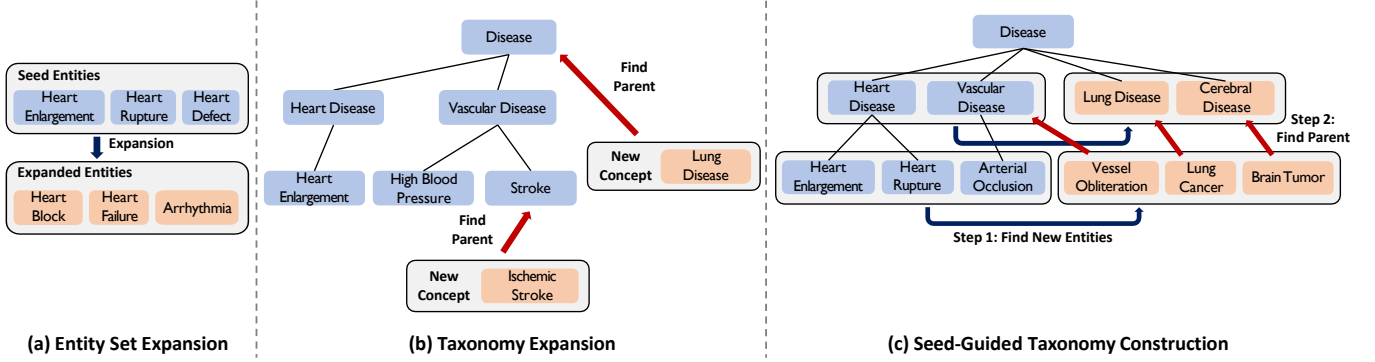


Figure 1: Illustrations of the three tasks.

siblings *Database* and *Information Retrieval* helps us predict the parent of *Data Mining* to be *Computer Science*, and vice versa. Once the accuracies of sibling prediction and parent prediction are both improved, by taking them as building blocks, the three tasks can be better solved in a holistic and unified way.

Contributions. Inspired by the idea above, in this paper, we aim at a unified framework to tackle entity set expansion, taxonomy expansion, and seed-guided taxonomy construction simultaneously. To be specific, we leverage existing taxonomies (e.g., the Microsoft Academic Graph [41] and the Comparative Toxicogenomics Database [8]) as rich sources of sibling-sibling and parent-child relationships to pre-train a model for sibling finding and parent finding. The pre-trained model can be further fine-tuned on domain-specific data (e.g., parent-child pairs in the input taxonomy for the taxonomy expansion task) to perform downstream tasks. To implement this framework, we exploit the ability of large language models (LLMs) [1, 43] to follow human instructions [27, 49]. Our Taxolnstruct framework utilizes task-specific instructions to teach an LLM the skills of generating sibling entities and the parent entity for one or more query entities. The joint pre-training process facilitates the mutual enhancement of the two skills.

To examine the efficacy of our proposed Taxolnstruct framework, we conduct comprehensive experiments on the benchmark datasets of entity set expansion, taxonomy expansion, and seed-guided taxonomy construction. Experimental results demonstrate that Taxolnstruct, as a unified framework, significantly outperforms competitive task-specific baselines in all three tasks. We also showcase the output of Taxolnstruct to qualitatively exhibit its advantages over compared methods.

To summarize, this study makes three major contributions:

- We devise a unified solution to the tasks of entity set expansion, taxonomy expansion, and seed-guided taxonomy construction, which are separately studied in previous work.
- We present a taxonomy-guided instruction tuning method that seeks supervision from existing taxonomies to pre-train an LLM for sibling finding and parent finding.
- We validate the effectiveness of our proposed framework through extensive performance comparisons and case studies on benchmark datasets.

Scope and Limitations. This work is a pioneering attempt to solve the three representative expansion tasks in a unified way. Our major focus is to verify the universal validity of multi-task LLM instruction tuning in all three tasks. Therefore, we keep our framework as simple as we can, without utilizing complicated signals such as paths [14, 21] and local graphs [25, 47]. We are aware that incorporating these signals into our instructions may further improve the performance of Taxolnstruct, but that is beyond the scope of this paper, and we leave it for future work.

The rest of this paper is organized as follows. We introduce the three expansion tasks in Section 2. Then, we present the Taxolnstruct framework in Section 3. We conduct experiments in Section 4 and review related work in Section 5. Finally, Section 6 concludes the paper.

2 TASK DEFINITION

In this section, we formally introduce the three representative tasks for populating a taxonomy with new entities.

Entity Set Expansion. As shown in Figure 1(a), given a few example entities (also known as “seeds”), the entity set expansion task [31, 35, 46] aims to find a set of “sibling” entities that belong to the same semantic class as the seeds. Formally, we have the following task definition.

Definition 2.1. (Entity Set Expansion) Given a small set of seed entities $\mathcal{S} = \{s_1, s_2, \dots, s_M\}$, the task is to discover more entities $\mathcal{S}^+ = \{s_{M+1}, s_{M+2}, \dots, s_{M+N}\}$, where s_1, s_2, \dots, s_{M+N} fall into the same semantic category.

Taxonomy Expansion. As shown in Figure 1(b), given an existing taxonomy and a set of new entities, taxonomy expansion [34, 56, 57] aims at inserting the new entities into the taxonomy. This process is facilitated by finding a proper “parent” node in the existing taxonomy for each new entity. Formally,

Definition 2.2. (Taxonomy Expansion) Given an existing taxonomy \mathcal{T} (which contains a set of entities \mathcal{S} and the parent-child relationship between the entities $\text{Parent}(\cdot) : \mathcal{S} \rightarrow \mathcal{S} \cup \{\text{ROOT}\}$) and a set of new entities \mathcal{S}^+ , the task is to expand the taxonomy to a more complete one \mathcal{T}^+ with entities $\mathcal{S} \cup \mathcal{S}^+$ and the parent-child relationship $\text{Parent}^+(\cdot) : \mathcal{S} \cup \mathcal{S}^+ \rightarrow \mathcal{S} \cup \{\text{ROOT}\}$.

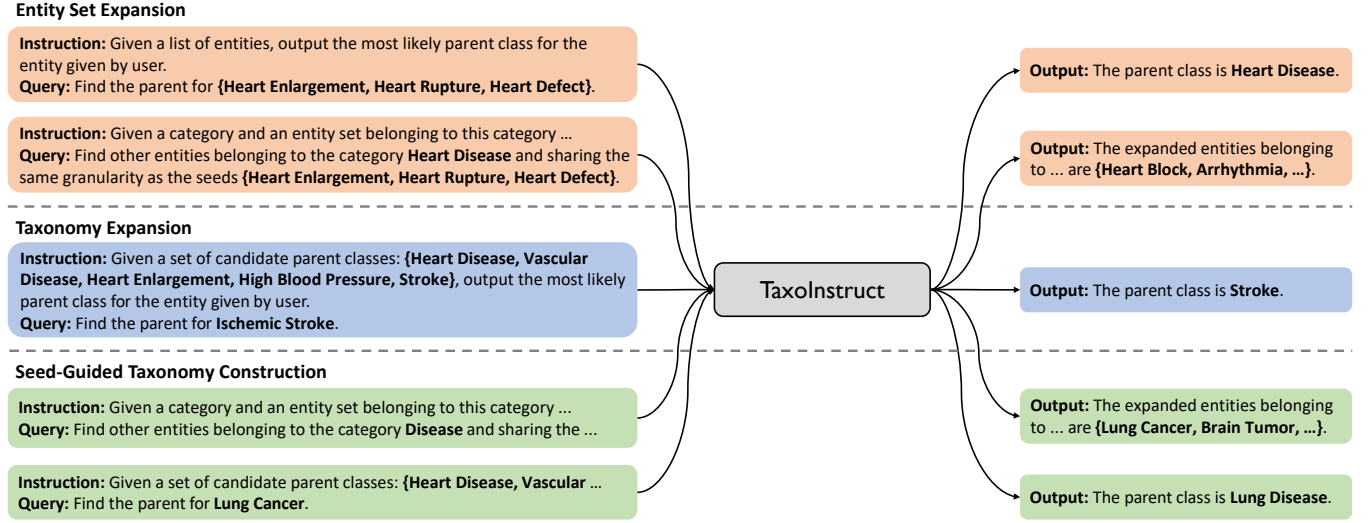


Figure 2: Illustration of the TaxoInstruct framework.

Seed-Guided Taxonomy Construction. As shown in Figure 1(c), seed-guided taxonomy construction [36] deals with the case where we need to first find a set of new entities to be inserted to the taxonomy and then find the proper parent node for each new entity.

Definition 2.3. (Seed-Guided Taxonomy Construction) Given a small set of seeds that form a tree structure $\mathcal{T} = (\mathcal{S}_0, \mathcal{S}_1, \dots, \mathcal{S}_L)$, where $\mathcal{S}_0 = \{\text{ROOT}\}$ contains the root node, \mathcal{S}_l ($1 \leq l \leq L$) denotes the set of seeds at layer l , and the parent-child relationship is characterized by a mapping function $\text{Parent}(\cdot) : \mathcal{S}_l \rightarrow \mathcal{S}_{l-1}$, the task aims to discover more entities at each level (denoted by the sets $\mathcal{S}_1^+, \dots, \mathcal{S}_L^+$, where entities in \mathcal{S}_l and \mathcal{S}_l^+ belong to the same semantic class) and predict their parent-child relationship (characterized by $\text{Parent}^+(\cdot) : \mathcal{S}_l \cup \mathcal{S}_l^+ \rightarrow \mathcal{S}_{l-1} \cup \mathcal{S}_{l-1}^+$).

We would like to clarify two key differences between taxonomy expansion (Definition 2.2) and seed-guided taxonomy construction (Definition 2.3): First, taxonomy expansion assumes that the new entities to be inserted to the existing taxonomy are already given, while seed-guided taxonomy construction needs to discover these new entities first. In other words, taxonomy expansion mainly focuses on the task of finding “parents”, whereas seed-guided taxonomy construction aims to first predict “siblings” and then predict “parents”. Second, because seed-guided taxonomy construction finds new entities that share the same semantic granularity with the seeds at each layer, it can only make the taxonomy “wider” but not “deeper”. By contrast, taxonomy expansion can enrich the taxonomy with entities that are more fine-grained than any input seeds.

3 MODEL

According to the definitions of the three tasks, we notice that they can be reduced to two key challenges – finding “siblings” and finding “parents”. Entity set expansion relies on the former; taxonomy expansion relies on the latter; seed-guided taxonomy construction can be viewed as a pipeline of both. Inspired by this, we aim to train

a unified model that simultaneously supports finding “siblings” and finding “parents” (therefore facilitates all three tasks). To implement this idea, in this section, we propose our unified taxonomy-guided instruction tuning framework, TaxoInstruct, empowered by large language models (LLMs).

3.1 Instruction Tuning for Entity Set Expansion

Given a set of seeds $\mathcal{S} = \{s_1, s_2, \dots, s_M\}$ belonging to the same semantic class, the entity set expansion task enforces two restrictions on the expanded entities $\mathcal{S}^+ = \{s_{M+1}, s_{M+2}, \dots, s_{M+N}\}$. First, s_{M+n} ($1 \leq n \leq N$) can be classified into the same category as s_1, s_2, \dots, s_M . For example, in Figure 1(a), both *Heart Enlargement* and *Arrhythmia* can be classified into the category *Heart Disease*. Second, s_{M+n} must also share the same granularity with s_1, s_2, \dots, s_M . For example, although *Congenital Heart Defect* belongs to *Heart Disease* as well, it should not be expanded in Figure 1(a) because it is more fine-grained than the seed *Heart Defect*. These two restrictions are inherently describing the concept of “siblings” in a taxonomy, since “siblings” share the same parent and reside in the same level.

Inspired by this, we formulate the entity set expansion task (from a taxonomy perspective) as finding other siblings of the seed entities. We approach this problem by unleashing LLMs’ power of following task-specific instructions [27, 48, 49]. Briefly, given a set of QUERY entities $\mathcal{S} = \{s_1, s_2, \dots, s_M\}$ that share the same parent node $\text{Parent}(\mathcal{S})$, we INSTRUCT a chat-completion LLM (e.g., Llama-2-7b-chat [43]) to OUTPUT more children of $\text{Parent}(\mathcal{S})$.

However, the parent entity $\text{Parent}(\mathcal{S})$ is not available in the standard entity set expansion task [31, 35, 55]. Thus, we first prompt the LLM to generate the parent entity for the seed set \mathcal{S} . Following the (INSTRUCTION, QUERY, OUTPUT) schema in [43], we form the instruction as follows:

INSTRUCTION: Given a list of entities, output the most likely parent class for the entity given by user.
 QUERY: Find the parent for $\{s_1, s_2, \dots, s_M\}$.
 OUTPUT: The parent class is

The generated parent entity $\text{Parent}(\mathcal{S})$ is then used to guide the expansion process. Because entity set expansion normally contains a very small number of (e.g., 3) seed entities, it is hard to get sufficient self-supervision from the seeds for further fine-tuning. Therefore, we directly perform inference by leveraging the following instruction:

INSTRUCTION: Given a category and an entity set belonging to this category, output other entities belonging to this category and sharing the same granularity as the seeds.

QUERY: Find other entities belonging to the category $\text{Parent}(\mathcal{S})$ and sharing the same granularity as the seeds $\{s_1, s_2, \dots, s_M\}$.

OUTPUT: The expanded entities belonging to the category $\text{Parent}(\mathcal{S})$ and sharing the same granularity as the seeds are

The LLM will generate a set of expanded entities, which we denote as $\mathcal{R} = \{r_1, r_2, \dots, r_K\}$.

Empirically, we find that shuffling the seeds in the QUERY will lead to different outputs by the LLM due to the sequential nature of language modeling. To eliminate the noises induced by the order of seeds and make the inference process more robust, given the seeds \mathcal{S} , we generate all their permutations $\text{Permute}(\mathcal{S}) = \{\mathcal{S}^1, \mathcal{S}^2, \dots, \mathcal{S}^{M!}\}$. By feeding each of them individually into the LLM, we can get $M!$ sets of expanded entities $\{\mathcal{R}^1, \mathcal{R}^2, \dots, \mathcal{R}^{M!}\}$. Then, we take the union of them to get a single set of unique entities $\mathcal{R}^{\text{output}} = \bigcup_{i=1}^{M!} \mathcal{R}^i$. After that, we perform an additional step to rank the entities generated by the LLM, and the noisy output entities are expected to be ranked lower. To be specific, we use a moderate-size auxiliary pre-trained language model (e.g., BERT [9] or SciBERT [2]) to compute the similarity score between each generated entity $r \in \mathcal{R}^{\text{output}}$ and $\text{Parent}(\mathcal{S})$:

$$\text{sim}(r, \text{Parent}(\mathcal{S})) = \cos(\text{PLM}(r), \text{PLM}(\text{Parent}(\mathcal{S}))), \quad (1)$$

where $\text{PLM}(\cdot)$ is the average output token embedding after feeding the entity name into the moderate-size auxiliary pre-trained language model.

Following the iterative nature of previous entity set expansion algorithms [35, 62], we add those entities with scores higher than a certain threshold to the seed set:

$$\mathcal{S} \leftarrow \mathcal{S} \cup \{r \in \mathcal{R}^{\text{output}} \mid \text{sim}(r, \text{Parent}(\mathcal{S})) \geq \eta\}. \quad (2)$$

Then, we rerun the expansion process with the enriched seed set. After the final iteration, by ranking the LLM-generated entities $\mathcal{R}^{\text{output}}$ according to the similarity score, we obtain a ranked list, \mathcal{S}^+ , of expanded entities.

3.2 Instruction Tuning for Taxonomy Expansion

Taxonomy expansion is a parent-finding task. Given a QUERY entity $s_q \in \mathcal{S}^+$, we INSTRUCT an LLM to identify the correct parent node $\text{Parent}(s_q)$ from a provided list of candidates $\mathcal{S} = \{s_1, s_2, \dots, s_M\}$ (i.e., entities in the existing taxonomy). Adopting the (INSTRUCTION, QUERY, OUTPUT) schema, we form the instruction as follows:

INSTRUCTION: Given a set of candidate parent classes: $\{s_1, s_2, \dots, s_M\}$, output the most likely parent class for the entity given by user.

QUERY: Find the parent for s_q .

OUTPUT: The parent class is

In practice, however, the input taxonomy may contain tens of thousands of entities [34, 57]. If we include all of them as candidates and put them into the instruction, the LLM may be overwhelmed by the overly large label space and can hardly follow the instruction. To tackle this problem, we utilize a moderate-size auxiliary language model (e.g., BERT [9] or SciBERT [2]) to first retrieve a set of candidates from the taxonomy and thus reduce the label space for the LLM. More specifically, given the query s_q , we select top- U (e.g., $U = 20$) entities $\mathcal{U}_q \subseteq \mathcal{S}$ with the highest similarity to s_q .

$$\mathcal{U}_q = \arg \max_{\mathcal{U} \subseteq \mathcal{S}, |\mathcal{U}|=U} \sum_{s \in \mathcal{U}} \cos(\text{PLM}(s_q), \text{PLM}(s)), \quad (3)$$

where $\text{PLM}(\cdot)$ has the same meaning as in Eq. (1). The retrieved subset \mathcal{U}_q will replace the entire candidate list in the INSTRUCTION.

Since the input taxonomy contains rich (parent, child) entity pairs, we exploit them to fine-tune the LLM so that it better understands the parent-child relationship and domain knowledge. To be specific, given a node s_i in the input taxonomy and its parent $\text{Parent}(s_i)$, we construct training data in two different ways:

Distinguishing the parent from its siblings: We take the siblings of $\text{Parent}(s_i)$ as candidates and fine-tune the LLM to identify the true parent $\text{Parent}(s_i)$ from $\{\text{Parent}(s_i)\} \cup \text{Sibling}(\text{Parent}(s_i))$.

Distinguishing the parent from semantically similar entities: We use Eq. (3) to find the set of top- U entities \mathcal{U}_i that are closest to s_i . Then, the LLM needs to identify the true parent $\text{Parent}(s_i)$ from the candidates $\{\text{Parent}(s_i)\} \cup \mathcal{U}_i$.

Because the candidates will be sequential in the instruction, to mitigate potential effects of their order, we randomly shuffle the candidates by V times. Each shuffled list $\mathcal{V}_{i,j} \in \text{Permute}(\{\text{Parent}(s_i)\} \cup \text{Sibling}(\text{Parent}(s_i))) \cup \text{Permute}(\{\text{Parent}(s_i)\} \cup \mathcal{U}_i)$ will be used to construct an individual tuple of (INSTRUCTION, QUERY, OUTPUT) to fine-tune the LLM. Formally, we have:

INSTRUCTION: Given a set of candidate parent classes: $\mathcal{V}_{i,j}$, output the most likely parent class for the entity given by user.

QUERY: Find the parent for s_i .

OUTPUT: The parent class is

The LLM is fine-tuned via maximizing the following objective function (i.e., the log-likelihood to generate the correct parent entity):

$$\sum_{i=1}^M \sum_{j=1}^V \log \Pr(\text{Parent}(s_i) \mid \text{INSTRUCTION}, \text{QUERY}, \text{OUTPUT}). \quad (4)$$

3.3 Instruction Tuning for Seed-Guided Taxonomy Construction

According to Definition 2.3, seed-guided taxonomy construction can be naturally divided into two subtasks: (1) expanding the entity set at each layer to discover new entities (i.e., finding “siblings” and

“cousins”¹) and (2) expanding the taxonomy by finding the proper “parent” for each new entity. These two subtasks bear similarity with entity set expansion and taxonomy expansion, respectively. Therefore, we can adopt similar instructions used in Sections 3.1 and 3.2.

Finding “Siblings” and “Cousins”. Given the input taxonomy $\mathcal{T} = (\mathcal{S}_0, \mathcal{S}_1, \dots, \mathcal{S}_L)$ where $\mathcal{S}_0 = \{\text{s}_{\text{ROOT}}\}$ and $\mathcal{S}_l = \{s_{l,1}, s_{l,2}, \dots, s_{l,M_l}\}$ ($1 \leq l \leq L$), we expand each layer l by using the following (INSTRUCTION, QUERY, OUTPUT) schema:

INSTRUCTION: Given a category and an entity set belonging to this category, output other entities belonging to this category and sharing the same granularity as the seeds.

QUERY: Find other entities belonging to the category s_{ROOT} and sharing the same granularity as the seeds $\{s_{l,1}, s_{l,2}, \dots, s_{l,M_l}\}$.

OUTPUT: The expanded entities belonging to the category s_{ROOT} and sharing the same granularity as the seeds are

The major difference between this instruction and that for entity set expansion is that we put s_{ROOT} rather than $\text{Parent}(\mathcal{S}_l)$ into the QUERY to discover not only “siblings” but also “cousins” of \mathcal{S}_l .

We also adopt other tricks proposed in Section 3.1. To be specific, we generate permutations of seed entities, formulate them into multiple queries, make inference, and then use the auxiliary pre-trained language model to sort the merged output entity set into a ranked list $\mathcal{S}_l^+ = \{s_{l,M_l+1}, s_{l,M_l+2}, \dots, s_{l,M_l+N_l}\}$.

Finding “Parents”. For each newly discovered entity $s_{l,M_l+n} \in \mathcal{S}_l^+ \setminus \mathcal{S}_l$, we need to insert it into the taxonomy by finding its parent from all entities that are one layer coarser. When $l = 1$, this problem is trivial because the parent is s_{ROOT} . When $l \geq 2$, we consider the following instruction:

INSTRUCTION: Given a set of candidate parent classes: $\{s_{l-1,1}, s_{l-1,2}, \dots, s_{l-1,M_{l-1}+N_{l-1}}\}$, output the most likely parent class for the entity given by user.

QUERY: Find the parent for s_{l,M_l+n} .

OUTPUT: The parent class is

The major difference between this instruction and that for taxonomy expansion is that the candidate parent list in the INSTRUCTION contains entities at layer $l - 1$ only (i.e., \mathcal{S}_{l-1}^+) rather than the entire input taxonomy.

In seed-guided taxonomy construction, similar to taxonomy expansion, we are given a taxonomy structure \mathcal{T} as input. Thus, we can also construct training data from \mathcal{T} to fine-tune the LLM. Following Section 3.2, for each seed $s_{l,m} \in \mathcal{S}_l$ ($l \geq 2$), we train the LLM to pick the correct parent node $\text{Parent}(s_{l,m})$ from \mathcal{S}_{l-1} . (Note that to align the INSTRUCTION used in fine-tuning with that in inference, the candidate parent list is \mathcal{S}_{l-1} instead of the entire input

taxonomy.) The objective is still maximizing the log-likelihood.

$$\sum_{l=2}^L \sum_{m=1}^{M_l} \log \Pr(\text{Parent}(s_{l,m}) \mid \text{INSTRUCTION}, \text{QUERY}, \text{OUTPUT}). \quad (5)$$

After the LLM is fine-tuned, we apply it to find both “siblings”/“cousins” and “parents” to complete the seed-guided taxonomy construction task.

3.4 A Unified Pre-training Framework

With the above instructions, one can directly prompt/tune an LLM to perform each task separately. However, task-specific training data may be too scarce for the model to acquire sufficient knowledge and skills for finding siblings and parents. For example, the input taxonomy of the seed-guided taxonomy construction task typically contains about 10 entities [36]. To bridge this gap, we propose to first continually pre-train the general-purpose LLM (e.g., Llama-2-7b-chat [43]) on existing large taxonomies with the aforementioned instructions, expecting the knowledge and skills it learns from pre-training data can be transferred to the three downstream tasks.

Pre-training Data. Our pre-training data include two existing large-scale taxonomies: the Microsoft Academic Graph (MAG) [41] and the Comparative Toxicogenomics Database (CTD) [8]. For MAG, we take the first three layers of its taxonomy for pre-training; for CTD, we take its MEDIC disease vocabulary.

Pre-training Tasks. The pre-training tasks are parent finding and sibling finding. Given a set of sibling entities $\mathcal{S} = \{s_1, s_2, \dots, s_{|\mathcal{S}|}\}$ and their parent $\text{Parent}(\mathcal{S})$, we randomly pick M of them as seeds, where M is very small (e.g., $M = 4$). For ease of notation, we denote the seeds as s_1, s_2, \dots, s_M . The pre-training objective of sibling finding is to generate $s_{M+1}, \dots, s_{|\mathcal{S}|}$ from the seeds:

$$\log \Pr(s_{M+1}, \dots, s_{|\mathcal{S}|} \mid \text{INSTRUCTION}, \text{QUERY}, \text{OUTPUT}), \quad (6)$$

where the (INSTRUCTION, QUERY, OUTPUT) schema follows the sibling-finding template introduced in Section 3.1. The pre-training objective of parent finding is to generate $\text{Parent}(\mathcal{S})$ for each seed s_i ($1 \leq i \leq M$):

$$\sum_{i=1}^M \log \Pr(\text{Parent}(\mathcal{S}) \mid \text{INSTRUCTION}, \text{QUERY}, \text{OUTPUT}), \quad (7)$$

where the (INSTRUCTION, QUERY, OUTPUT) schema follows the parent-finding template introduced in Section 3.2.

Intuitively, the two pre-training tasks can mutually benefit each other because accurately predicting the siblings $s_{M+1}, \dots, s_{|\mathcal{S}|}$ of s_1, s_2, \dots, s_M helps inferring the parent $\text{Parent}(\mathcal{S})$ of s_1, s_2, \dots, s_M , and vice versa.

Implementation Details. We use Llama-2-7b-chat [43] as our initial checkpoint and train it with Low-Rank Adaptation (LoRA) [12]. The model is pre-trained for 15 epochs, which takes about 4 hours on 2 NVIDIA RTX A6000 GPUs. The batch size is 64 for both pre-training and task-specific fine-tuning. The optimizer is AdamW [22]. When performing downstream tasks, for entity set expansion and taxonomy expansion, we adopt SPECTER [6] as the moderate-size auxiliary PLM; for the sibling-finding step in entity set expansion and seed-guided taxonomy construction, we keep shuffling the input seeds and make inference until we obtain sufficient new entities

¹In the first step of seed-guided taxonomy construction, we need to find entities that share the same semantic granularity as the seeds at each layer. They are only required to be the descendants of the root node and may not share the same parent entity with the seeds. Therefore, we aim to discover not only “siblings” but also “cousins” of the seeds here.

Table 1: Performance of compared methods in the entity set expansion task. Bold: the best score. *: TaxolInstruct is significantly better than this method with p-value < 0.05.

Method	MAPLE	
	MAP@10	MAP@20
SetExpan [35]	0.3462*	0.2715*
CGExpan [62]	0.6362*	0.5883*
SECoExpan [63]	0.3344*	0.3597*
TaxolInstruct	0.8809	0.8260

(i.e., the number of generated entities ≥ 400) or we have shuffled the seeds for 50 times.

4 EXPERIMENTS

We now demonstrate the effectiveness of TaxolInstruct in all three tasks by comparing it with previous competitive methods on benchmark datasets.

4.1 Entity Set Expansion

4.1.1 Dataset. Shen et al. [35] propose to use two benchmark datasets, Wiki and APR, to evaluate entity set expansion algorithms. However, subsequent approaches [33, 62] have achieved Mean Average Precision scores higher than 0.99 on these two datasets, leaving little room for improvement. To make the performance difference between compared methods more distinguishable, we construct a more challenging entity set expansion dataset from MAPLE [61]. MAPLE contains a large-scale taxonomy of scientific fields, from which we take fine-grained fields (e.g., *Dermatology*, *Andrology*, *Gynecology*, *Anesthesia*) belonging to the same coarse-grained field (e.g., *Medicine*) as seeds. Our dataset spans 9 fields, and each query contains 7 seeds. We sample 90,000 paper abstracts from MAPLE (i.e., 10,000 papers per field) to construct an input corpus for baselines to learn entity semantics.

4.1.2 Baselines. We compare TaxolInstruct with the following entity set expansion methods.

- **SetExpan** [35]² iteratively selects skip-gram context features from the corpus and proposes a rank ensemble mechanism for scoring and selecting entities.
- **CGExpan** [62]³ infers the target semantic class names by probing a pre-trained language model and then utilizes the generated class names to expand new entities. In the original paper, BERT [9] is used as the language model. Here, we replace BERT with SPECTER [6] and observe better performance on MAPLE.
- **SECoExpan** [63]⁴ expands multiple entity sets simultaneously according to the contents and contexts of each entity. It imposes mutual exclusivity on the expanded entities. Also, we replace the originally used BERTOverflow [42] with the better-performing SPECTER.

4.1.3 Evaluation Metric. Following previous studies [35, 62], we adopt the Mean Average Precision (**MAP@k**) as the evaluation

Table 2: Case study on entity set expansion.

Field: physics
Seeds: astronomy, quantum electrodynamics, geophysics, medical physics, acoustics, condensed matter physics, computational physics, theoretical physics
Top-5 entities expanded by CGExpan: quantum mechanic (✓), high energy physics (✓), observable (✗), gravity (✗), astrophysic (✓)
Parent predicted by TaxolInstruct: physics and astrophysics (✓)
Top-5 entities expanded by TaxolInstruct: physics of energy (✓), physics of earth (✓), astrometry (✓), particle physics (✓), plasma physics (✓)
Field: mathematics
Seeds: geometry, calculus, algorithm, applied mathematics, mathematical physics, operations research, control theory
Top-5 entities expanded by CGExpan: mathematic (✗), logic (✓), graph theory (✓), topology (✓), fluid dynamic (✗)
Parent predicted by TaxolInstruct: mathematics (✓)
Top-5 entities expanded by TaxolInstruct: calculus (✓), real analysis (✓), mathematical modeling (✓), number theory (✓), linear algebra (✓)

metric. Formally, given a set of seeds $S = \{s_1, \dots, s_M\}$ and the top- k expanded entities $S^+ = \{s_{M+1}, \dots, s_{M+k}\}$, the average precision $AP@k$ is defined as

$$AP@k(S, S^+) = \frac{1}{k} \sum_{i: 1 \leq i \leq k \text{ and } s_{M+i} \sim S} \frac{\sum_{j=1}^i \mathbb{I}(s_{M+j} \sim S)}{i}. \quad (8)$$

Here, $s_{M+j} \sim S$ denotes that the expanded entity s_{M+j} and the seed entities in S belong to the same semantic class; $\mathbb{I}(\cdot)$ is the indicator function. Since there are multiple testing queries (i.e., multiple sets of seeds) S_1, \dots, S_C and their corresponding expansion results S_1^+, \dots, S_C^+ , $MAP@k$ is defined as

$$MAP@k = \frac{1}{C} \sum_{i=1}^C AP@k(S_i, S_i^+). \quad (9)$$

4.1.4 Experimental Results. Table 1 shows the MAP@10 and 20 scores of compared methods in entity set expansion. We run TaxolInstruct three times and report the average performance. To show statistical significance, we conduct a two-tailed Z-test to compare TaxolInstruct with each baseline, and the significance level is marked in Table 1. We can observe that TaxolInstruct consistently and significantly outperforms all baselines by a clear margin. This implies that the scientific knowledge acquired by TaxolInstruct during pre-training is effectively transferred to the task of expanding fine-grained fields-of-study.

4.1.5 Case Study. Table 2 demonstrates the output of CGExpan (the strongest baseline in Table 1) and TaxolInstruct given two queries in the fields of physics and mathematics, respectively. We can see that CGExpan makes several mistakes, such as getting too general (e.g., “mathematic”) or too specific (e.g., “grativity”) terms, picking entities not belonging to the field (e.g., “fluid dynamic”), and finding words that are not fields-of-study (e.g., “observable”). By contrast, the top-5 terms expanded by TaxolInstruct are all correct. Moreover, as introduced in 3.1, TaxolInstruct performs parent

²<https://github.com/mickeysjm/SetExpan>

³<https://github.com/yzhan238/CGExpan>

⁴<https://github.com/yuzhimanhua/SETYPE>

finding before sibling finding in entity set expansion, so we also show the parent entity predicted by Taxolnstruct for the seeds. We can see that the predicted parent matches the field quite well for in both cases.

4.2 Taxonomy Expansion

4.2.1 Datasets. Following [15], we use two public datasets, **Environment** and **Science**, from the shared task in SemEval 2016 [3]. The considered entities (both existing ones in the input taxonomy and new ones to be inserted) are scientific concepts related to environment and general science, respectively. In both datasets, we adopt the same training-testing split as in [15], where 20% of the leaf nodes in the taxonomy are used for testing and the remaining nodes for training.

4.2.2 Baselines. We compare Taxolnstruct with the following taxonomy expansion methods.

- **TAXI [28]**⁵ is a taxonomy induction method based on hypernymy detection. It first extracts hypernym-hyponym pairs from text corpora using substrings and lexico-syntactic patterns, then it organizes the extracted terms into a coherent taxonomy.
- **HypeNET [40]**⁶ is a taxonomy induction method which employs LSTM to concurrently capture the distributional and relational information between term pairs along dependency paths.
- **BERT+MLP [9]** is a taxonomy induction method built upon pre-trained BERT embeddings. It first acquires term embeddings from a pre-trained BERT model and then input the embeddings into a multi-layer perceptron to predict the hypernymy relationship.
- **TaxoExpan [34]**⁷ is a taxonomy expansion method which leverages graph neural networks to encode local ego-graphs in the input taxonomy to improve entity representations. In the original paper, context-free word embeddings are used as input features. Following [56], we replace context-free embeddings with more powerful BERT embeddings for this baseline.
- **Arborist [24]**⁸ is a taxonomy expansion method that explores heterogeneous edge semantics. It employs a large-margin ranking loss to ensure an upper limit on the shortest-path distance between predicted and actual parent nodes.
- **Graph2Taxo [32]**⁹ is a taxonomy construction method that utilizes cross-domain graph structures and constraint-based learning of directed acyclic graphs.
- **STEAM [56]**¹⁰ is a taxonomy expansion method which learns representations for each pair of (new entity, existing entity) from multiple views using paths sampled from the taxonomy.
- **TMN [59]**¹¹ is a taxonomy expansion method that proposes a triplet matching network to match a query with hypernym-hyponym pairs. It enables insertion of non-leaf query concepts into an existing taxonomy.
- **GenTaxo [57]**¹² is a generative taxonomy expansion method that learns the contextual embeddings from their surrounding

Table 3: Performance of compared methods in the taxonomy expansion task. Bold: The best score. † and ‡: the scores of this method are reported in [15] and [57], respectively. *: Taxolnstruct is significantly better than this method with p-value < 0.05.

Method	Environment		Science	
	Acc	Wu&P	Acc	Wu&P
TAXI [28]	0.167 ^{†*}	0.447 ^{†*}	0.130 ^{†*}	0.329 ^{†*}
HypeNET [40]	0.167 ^{†*}	0.558 ^{†*}	0.154 ^{†*}	0.507 ^{†*}
BERT+MLP [9]	0.111 ^{†*}	0.479 ^{†*}	0.115 ^{†*}	0.436 ^{†*}
TaxoExpan [34]	0.111 ^{†*}	0.548 ^{†*}	0.278 ^{†*}	0.576 ^{†*}
Arborist [24]	0.4615 [‡]	–	0.4193 ^{‡*}	–
Graph2Taxo [32]	0.2105 ^{‡*}	–	0.2619 ^{‡*}	–
STEAM [56]	0.361 ^{†*}	0.696 ^{†*}	0.365 ^{†*}	0.682 ^{†*}
TMN [59]	0.3793 ^{‡*}	–	0.3415 ^{‡*}	–
GenTaxo [57]	0.4828 [‡]	–	0.3878 ^{‡*}	–
BoxTaxo [15]	0.381 ^{†*}	0.754	0.318 ^{†*}	0.647 ^{†*}
Taxolnstruct	0.4884	0.7715	0.4588	0.7617

graph-based and language-based relational information and leverages the corpus for pre-training a concept name generator.

- **BoxTaxo [15]**¹³ is a taxonomy expansion method which represents entities as boxes to capture their parent-child relationship. It optimizes the box embedding [44] of each entity from a joint view of geometry and probability.

4.2.3 Evaluation Metrics. We adopt the following two evaluation metrics for the taxonomy expansion task.

- **Accuracy (Acc)** is the exact match accuracy of the predicted parent node of each testing entity. Formally, assume the testing set has C samples x_1, \dots, x_C , and their ground-truth parents in the input taxonomy are y_1, \dots, y_C , respectively. Then the accuracy of the learned parent-child relationship $\text{Parent}^+(\cdot)$ is defined as

$$\text{Acc} = \frac{1}{C} \sum_{i=1}^C \mathbb{I}(\text{Parent}^+(x_i) = y_i). \quad (10)$$

- **Wu & Palmer Similarity (Wu&P) [50]** calculates the similarity between the predicted parent and the ground-truth parent based on their distance in the taxonomy.

$$\text{Wu\&P} = \frac{1}{C} \sum_{i=1}^C \frac{2 \times \text{depth}(\text{LCP}(\text{Parent}^+(x_i), y_i))}{\text{depth}(\text{Parent}^+(x_i)) + \text{depth}(y_i)}, \quad (11)$$

where $\text{LCP}(\cdot, \cdot)$ is the lowest common ancestor of two nodes, and $\text{depth}(\cdot)$ denotes the depth of a node in the taxonomy.

Previous studies [15, 56, 57] also consider the mean reciprocal rank (MRR) as an evaluation metric. However, this metric requires a model to rank all nodes in the taxonomy according to their likelihood of being the parent, thus it is not applicable to Taxolnstruct which generates only one predicted parent entity.

⁵<https://github.com/uuh-lt/taxi>

⁶<https://github.com/vered1986/HypeNET>

⁷<https://github.com/mickeysjm/TaxoExpan>

⁸<https://github.com/cmuarborist/cmuarborist-core>

⁹<https://github.com/IBM/gnn-taxo-construction>

¹⁰<https://github.com/yueyu1030/STEAM>

¹¹<https://github.com/JieyuZ2/TMN>

¹²<https://github.com/DM2-ND/GenTaxo>

¹³<https://github.com/songjiang0909/BoxTaxo>

Table 4: Performance of compared methods in the seed-guided taxonomy construction task. Bold: The best score. *: TaxolInstruct is significantly better than this method with p-value < 0.05.

Method	DBLP		PubMed-CVD	
	Sibling nDCG@50	Parent nDCG@50	Sibling nDCG@50	Parent nDCG@50
HSetExpan [35]	0.8814*	0.8268*	0.6515*	0.5085*
HiExpan-NoREPEL [36]	0.8830*	0.8152*	0.6705*	0.6216*
HiExpan-NoGTO [36]	0.9527*	0.8855*	0.7395*	0.6428*
HiExpan [36]	0.9524*	0.9045	0.7365*	0.7132*
TaxolInstruct	0.9713	0.9303	0.8923	0.8292

4.2.4 Experimental Results. Table 3 shows the performance of TaxolInstruct and baselines in taxonomy expansion. We run TaxolInstruct five times, conduct a two-tailed Z-test, and mark the significance level in Table 3. TaxolInstruct consistently achieves the highest scores on both the Environment and Science datasets. In most cases, the advantages of TaxolInstruct against the baselines are statistically significant. A competitive baseline in Table 3 is GenTaxo, which also adopts a generative paradigm for taxonomy expansion. However, GenTaxo adopts the Gated Recurrent Unit (GRU) architecture rather than LLMs for generation. In comparison, TaxolInstruct takes Llama-2 as the backbone and better collaborates the power of LLMs, pre-training, and instruction tuning to unleash the strengths of the generative paradigm in taxonomy expansion.

4.3 Seed-Guided Taxonomy Construction

4.3.1 Datasets. We adopt two datasets, **DBLP** and **PubMed-CVD**, introduced in [36]. The seeds we use are the same as those in [36]. Both datasets have a two-layer input taxonomy. For PubMed-CVD, there are 3 seeds at the top layer (i.e., *Cardiovascular Abnormalities*, *Vascular Diseases*, and *Heart Disease*) and 10 seeds at the bottom layer. For DBLP, there are 5 seeds at the top layer (i.e., *Machine Learning*, *Data Mining*, *Natural Language Processing*, *Information Retrieval*, and *Wireless Networks*) and 11 seeds at the bottom layer.

4.3.2 Baselines. We compare TaxolInstruct with the following seed-guided taxonomy construction methods.

- **HSetExpan [35]** iteratively applies SetExpan at each layer of the input taxonomy. For each expanded bottom-layer node, it uses REPEL [29], a weakly supervised relation extraction model, to find the most proper parent at the top layer.
- **HiExpan [36]**¹⁴ combines the techniques of flat set expansion, parent-child relationship inference, and global optimization of the taxonomy structure by jointly utilizing skip-grams, context-free text embeddings, and entity types.
- **HiExpan-NoREPEL [36]** is an ablation version of HiExpan, which does not utilize REPEL for parent-child relationship inference. Instead, it uses context-free text embeddings only.
- **HiExpan-NoGTO [36]** is an ablation version of HiExpan, which does not have the global optimization optimization module.

Shen et al. [36] have released the output taxonomies¹⁵ of all four baselines above on DBLP and PubMed-CVD, which we use for evaluation.

¹⁴<https://github.com/mickeysjm/HiExpan>

¹⁵<http://bit.ly/2Jbilde>

4.3.3 Evaluation Metrics. At the top layer, most baselines and our TaxolInstruct model achieve near perfect accuracy. Therefore, our evaluation metrics focus on the more challenging bottom layer. We use **Sibling nDCG@k** to evaluate the accuracy of the sibling-finding step and **Parent nDCG@k** for the accuracy of the parent-finding step. Formally, given the bottom-layer seeds $S_2 = \{s_{2,1}, \dots, s_{2,M}\}$, we examine the top- k expanded bottom-layer entities $S_2^+ = \{s_{2,M+1}, \dots, s_{2,M+k}\}$.

- **Sibling nDCG@k** evaluates the accuracy of the sibling-finding step (i.e., whether $s_{2,M+i}$ and S_2 belong to the same semantic class).

$$\text{Sibling nDCG@k} = \frac{\sum_{i=1}^k \frac{\mathbb{I}(s_{2,M+i} \sim S_2)}{\log_2(i+1)}}{\sum_{i=1}^k \frac{1}{\log_2(i+1)}}. \quad (12)$$

- **Parent nDCG@k** evaluates the accuracy of the parent-finding step. For each expanded bottom-layer entity $s_{2,M+i}$, let $s_{1,p(i)}$ denote its ground-truth parent at the top layer. Then, this metric can be defined as

$$\text{Parent nDCG@k} = \frac{\sum_{i=1}^k \frac{\mathbb{I}(\text{Parent}^+(s_{2,M+i}) = s_{1,p(i)})}{\log_2(i+1)}}{\sum_{i=1}^k \frac{1}{\log_2(i+1)}}. \quad (13)$$

4.3.4 Experimental Results. Table 4 demonstrates the performance of compared methods in seed-guided taxonomy construction. Again, we run TaxolInstruct three times and conduct a two-tailed Z-test. We observe that TaxolInstruct performs evidently the best in both sibling-finding and parent-finding steps on both datasets. Note that expanding correct sibling terms which are relevant to the taxonomy serves as the prerequisite of finding correct parents for the expanded terms. If an expanded sibling is wrong (e.g., “chronic obstructive lung disease” in Figure 3(a), which is not a cardiovascular disease at all), then it is impossible to predict its correct parent in the taxonomy. This explains why a Sibling nDCG@k score is always higher than the corresponding Parent nDCG@k score.

4.3.5 Case Study. Figure 3 depicts a qualitative comparison between HiExpan (the strongest baseline in Table 4) and TaxolInstruct on the PubMed-CVD dataset. For both methods, we show the top-3 expanded terms at layer 1. Also, we show the top-3 expanded children of two layer-1 seeds (i.e., “heart disease” and “vascular disease”) as well as one expanded layer-1 term. We can see that HiExpan has two wrongly expanded layer-2 nodes, one of which is not a disease entity (i.e., “blood-pressure”). Moreover, although “carcinoid syndrome” is correctly discovered in the sibling-finding

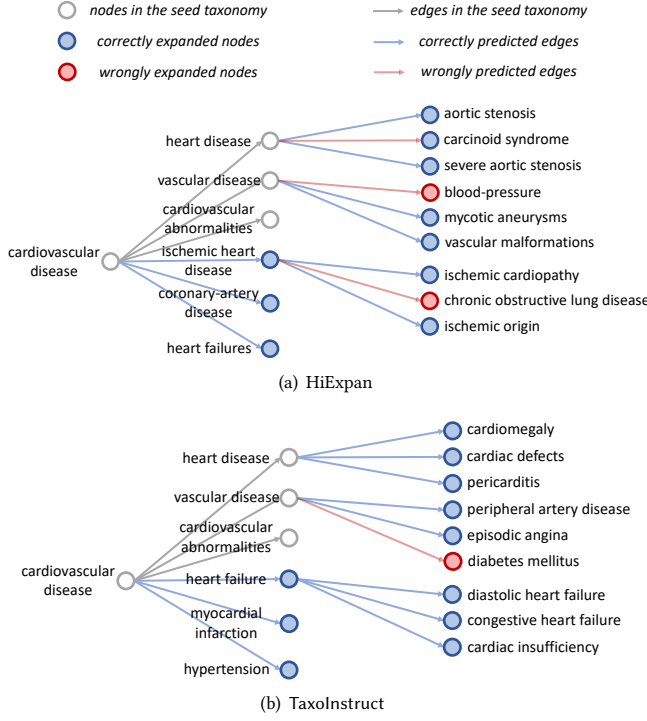


Figure 3: Case study on seed-guided taxonomy construction.

step, HiExpan attaches it to an incorrect parent “heart disease”. In contrast, TaxoInstruct only makes one mistake in sibling finding, and accurately predicts the parent-child edges for all correctly expanded layer-2 nodes.

5 RELATED WORK

Entity Set Expansion. EgoSet [31] is a pioneering work that utilizes skip-grams and word2vec embeddings [26] to perform entity set expansion. Following this idea, SetExpan [35] proposes an iterative bootstrapping framework to select indicative skip-grams and gradually expand the entity set; SetExpander [23] and CaSE [55] leverage distributional similarity obtained from context-free embedding learning to rank candidate entities according to the seeds; MCTS [53] combines the Monte Carlo Tree Search algorithm with a deep similarity network to score entities given selected patterns; SetCoExpan [13] generates auxiliary sets as negative sets and then expand multiple sets simultaneously to extract discriminative features. With the emergence of pre-trained language models such as BERT [9], related studies propose to replace context-free embeddings with contextualized representations. For example, CG-Expan [62] uses BERT to automatically generate class names as a stronger signal to prevent semantic drifting; ProbExpan [19] devises an entity-level masked language model with contrastive learning to refine the representation of entities; SECoExpan [63] utilizes BERT to derive entity representations from both context and content signals; GAPA [18] proposes a context pattern generation module that uses autoregressive language models (e.g., GPT-2 [30]). However, all aforementioned approaches do not explore the power of LLMs

with billions of parameters and the ability to follow instructions, while TaxoInstruct extensively exploits the effectiveness of LLMs in entity set expansion.

Taxonomy Expansion. Earlier, lexical patterns [28] and distributional word representations [40] are used to infer the hypernym-hyponym relationship. Later, many attempts have focused on exploiting the graph structure in the input taxonomy to enhance the performance of taxonomy expansion. For example, TaxoExpan [34] and STEAM [56] propose to encode local ego-graphs and mini-paths, respectively, corresponding to each entity in the taxonomy; Arborist [24] considers heterogeneous edge semantics and optimizes the shortest-path distance between predicted and actual parents; GraphTaxo [32] proposes a directed acyclic graph generation method for effective domain transfer; TMN [59] examines both candidate parents and candidate children of the inserted query node via a triplet matching network; HEF [47] leverages subtrees containing the most relevant nodes as self-supervision. Most recently, GenTaxo [57] presents a GRU-based decoder to generate concepts for taxonomy completion; TaxoPrompt [51] and TacoPrompt [52] adopt prompt tuning on BERT-based encoder model to generate contextualized representations of the global taxonomy structure; BoxTaxo [15] uses box embeddings to replace single-vector embeddings to better capture the hierarchical structure of concepts. Introducing a more challenging version of taxonomy expansion, Shen et al. [36] study seed-guided taxonomy construction which requires the initial step of extracting new entities from text corpora given a small set of seeds before performing taxonomy expansion. Different from previous approaches that utilize context-free embeddings, graph neural networks, and BERT-based language models, our TaxoInstruct model unleashes the power of LLMs such as Llama-2. Moreover, TaxoInstruct is a unified framework aiming to jointly solve entity set expansion, taxonomy expansion, and seed-guided taxonomy construction rather than any of them alone.

Structure-Aware Instruction Tuning. Inspired by the great success of LLMs in dealing with text data, there has been increasing attention on utilizing LLMs to learn from (text-rich) structured data [4, 16, 20]. Previous approaches have been using instruction tuning to guide LLMs to acquire structural information. For instance, Graph-ToolFormer [58] empowers LLMs with graph reasoning abilities via prompt-augmented by ChatGPT; Wang et al. [45] propose Build-a-Graph Prompting and Algorithmic Prompting techniques to enhance LLMs in solving graph problems such as shortest paths and maximum flows; Guo et al. [11] conduct an empirical benchmark study on LLMs’ ability to understand graph data by using formal language to describe graphs; InstructGLM [54] demonstrates that LLMs fine-tuned on node classification and link prediction tasks (with proper designs of instructions) can outperform competitive graph neural network baselines; Zhang et al. [60] put entity triplets into an instruction template as the LLM’s input to perform knowledge graph completion. Different from these studies that focus on graph structures (e.g., academic and e-commerce networks), our work specifically explores how taxonomy structures can guide the instruction tuning process to unleash LLMs’ potential to solve entity enrichment tasks in a unified way.

6 CONCLUSIONS

In this paper, we present Taxolnstruct, a unified framework to jointly solve entity set expansion, taxonomy expansion, and seed-guided taxonomy construction. We propose a taxonomy-guided instruction tuning technique that effectively exploits existing large-scale taxonomies to teach large language models the commonality of the three tasks (i.e., the skills of sibling finding and parent finding). We conduct extensive experiments, including both quantitative and qualitative comparisons, in all three tasks, which demonstrate the superiority of Taxolnstruct over competitive task-specific baselines. For future work, although the benchmark datasets for seed-guided taxonomy construction (e.g., DBLP and PubMed-CVD) assume a tree-structured taxonomy, in some applications, a taxonomy can be a directed acyclic graph (DAG), meaning that a node can have multiple parents. Therefore, it is of our interest to generalize Taxolnstruct to admit the DAG structure.

REFERENCES

- [1] Josh Achiam, Steven Adler, Sandhini Agarwal, Lama Ahmad, Ilge Akkaya, Florencia Leoni Aleman, Diogo Almeida, Janko Altmenschmidt, Sam Altman, Shyamal Anadkat, et al. 2023. Gpt-4 technical report. *arXiv preprint arXiv:2303.08774* (2023).
- [2] Iz Beltagy, Kyle Lo, and Arman Cohan. 2019. SciBERT: A Pretrained Language Model for Scientific Text. In *EMNLP'19*. 3615–3620.
- [3] Georgeta Bordea, Els Lefever, and Paul Buitelaar. 2016. Semeval-2016 task 13: Taxonomy extraction evaluation (texeval-2). In *SemEval'16*. 1081–1091.
- [4] Zhikai Chen, Haitao Mao, Hang Li, Wei Jin, Hongzhi Wen, Xiaochi Wei, Shuaiqiang Wang, Dawei Yin, Wenqi Fan, Hui Liu, et al. 2024. Exploring the potential of large language models (llms) in learning on graphs. *ACM SIGKDD Explorations Newsletter* 25, 2 (2024), 42–61.
- [5] Philipp Christmann, Rishiraj Saha Roy, and Gerhard Weikum. 2022. Conversational question answering on heterogeneous sources. In *SIGIR'22*. 144–154.
- [6] Arman Cohan, Sergey Feldman, Iz Beltagy, Doug Downey, and Daniel S Weld. 2020. SPECTER: Document-level representation learning using citation-informed transformers. In *ACL'20*. 2270–2282.
- [7] Margaret H Coletti and Howard L Bleich. 2001. Medical subject headings used to search the biomedical literature. *JAMIA* 8, 4 (2001), 317–323.
- [8] Allan Peter Davis, Thomas C Wieggers, Robin J Johnson, Daniela Sciaky, Jolene Wieggers, and Carolyn J Mattingly. 2022. Comparative Toxicogenomics database (CTD): update 2023. *Nucleic Acids Research* 51, D1 (2022), D1257–D1262.
- [9] Jacob Devlin, Ming-Wei Chang, Kenton Lee, and Kristina Toutanova. 2019. BERT: Pre-training of Deep Bidirectional Transformers for Language Understanding. In *NAACL-HLT'19*. 4171–4186.
- [10] Rafael S Gonçalves, Matthew Horridge, Rui Li, Yu Liu, Mark A Musen, Csongor I Nyulas, Evelyn Obamas, Dhananjay Shrouy, and David Temple. 2019. Use of owl and semantic web technologies at pinterest. In *ISWC'19*. 418–435.
- [11] Jiafan Guo, Lun Du, and Hengyu Liu. 2023. GPT4Graph: Can Large Language Models Understand Graph Structured Data? An Empirical Evaluation and Benchmarking. *arXiv preprint arXiv:2305.15066* (2023).
- [12] Edward J Hu, Yelong Shen, Phillip Wallis, Zeyuan Allen-Zhu, Yuanzhi Li, Shean Wang, Lu Wang, and Weizhu Chen. 2021. Lora: Low-rank adaptation of large language models. *arXiv preprint arXiv:2106.09685* (2021).
- [13] Jiaxin Huang, Yiqing Xie, Yu Meng, Jiaming Shen, Yunyi Zhang, and Jiawei Han. 2020. Guiding corpus-based set expansion by auxiliary sets generation and co-expansion. In *WWW'20*. 2188–2198.
- [14] Minhao Jiang, Xiangchen Song, Jieyu Zhang, and Jiawei Han. 2022. Taxoenrich: Self-supervised taxonomy completion via structure-semantic representations. In *WWW'22*. 925–934.
- [15] Song Jiang, Qiyue Yao, Qifan Wang, and Yizhou Sun. 2023. A Single Vector Is Not Enough: Taxonomy Expansion via Box Embeddings. In *WWW'23*. 2467–2476.
- [16] Bowen Jin, Gang Liu, Chi Han, Meng Jiang, Heng Ji, and Jiawei Han. 2023. Large language models on graphs: A comprehensive survey. *arXiv preprint arXiv:2312.02783* (2023).
- [17] Junyi Li, Wayne Xin Zhao, Zhicheng Wei, Nicholas Jing Yuan, and Ji-Rong Wen. 2021. Knowledge-based review generation by coherence enhanced text planning. In *SIGIR'21*. 183–192.
- [18] Yinghui Li, Shulin Huang, Xinwei Zhang, Qingyu Zhou, Yangning Li, Ruiyang Liu, Yunbo Cao, Hai-Tao Zheng, and Ying Shen. 2023. Automatic Context Pattern Generation for Entity Set Expansion. *IEEE TKDE* 35, 12 (2023), 12458–12469.
- [19] Yinghui Li, Yangning Li, Yuxin He, Tianyu Yu, Ying Shen, and Hai-Tao Zheng. 2022. Contrastive learning with hard negative entities for entity set expansion. In *SIGIR'22*. 1077–1086.
- [20] Yuhua Li, Zhixun Li, Peisong Wang, Jia Li, Xiangguo Sun, Hong Cheng, and Jeffrey Xu Yu. 2023. A survey of graph meets large language model: Progress and future directions. *arXiv preprint arXiv:2311.12399* (2023).
- [21] Zichen Liu, Hongyuan Xu, Yanlong Wen, Ning Jiang, Haiying Wu, and Xiaojie Yuan. 2021. TEMP: taxonomy expansion with dynamic margin loss through taxonomy-paths. In *EMNLP'21*. 3854–3863.
- [22] Ilya Loshchilov and Frank Hutter. 2017. Decoupled Weight Decay Regularization. In *ICLR'19*.
- [23] Jonathan Mamou, Oren Pereg, Moshe Wasserblat, Alon Eirew, Yael Green, Shira Guskin, Peter Izsak, and Daniel Korat. 2018. Term Set Expansion based NLP Architect by Intel AI Lab. In *EMNLP'18 System Demonstrations*. 19–24.
- [24] Emaad Manzoor, Rui Li, Dhananjay Shrouy, and Jure Leskovec. 2020. Expanding taxonomies with implicit edge semantics. In *WWW'20*. 2044–2054.
- [25] Yuning Mao, Tong Zhao, Andrey Kan, Chenwei Zhang, Xin Luna Dong, Christos Faloutsos, and Jiawei Han. 2020. Octet: Online catalog taxonomy enrichment with self-supervision. In *KDD'20*. 2247–2257.
- [26] Tomas Mikolov, Ilya Sutskever, Kai Chen, Greg S Corrado, and Jeff Dean. 2013. Distributed representations of words and phrases and their compositionality. In *NIPS'13*. 3111–3119.
- [27] Long Ouyang, Jeffrey Wu, Xu Jiang, Diogo Almeida, Carroll Wainwright, Pamela Mishkin, Chong Zhang, Sandhini Agarwal, Katarina Slama, Alex Ray, et al. 2022. Training language models to follow instructions with human feedback. In *NeurIPS'22*. 27730–27744.
- [28] Alexander Panchenko, Stefano Faralli, Eugen Ruppert, Steffen Remus, Hubert Naets, Cédric Faron, Simone Paolo Ponzetto, and Chris Biemann. 2016. Taxi at semeval-2016 task 13: a taxonomy induction method based on lexico-syntactic patterns, substrings and focused crawling. In *SemEval'16*. 1320–1327.
- [29] Meng Qu, Xiang Ren, Yu Zhang, and Jiawei Han. 2018. Weakly-supervised relation extraction by pattern-enhanced embedding learning. In *WWW'18*. 1257–1266.
- [30] Alec Radford, Jeff Wu, Rewon Child, David Luan, Dario Amodei, and Ilya Sutskever. 2019. Language Models are Unsupervised Multitask Learners.
- [31] Xin Rong, Zhe Chen, Qiaozhu Mei, and Eytan Adar. 2016. Egocet: Exploiting word ego-networks and user-generated ontology for multifaceted set expansion. In *WSDM'16*. 645–654.
- [32] Chao Shang, Sarthak Dash, Md Faisal Mahbub Chowdhury, Nandana Mihindukulasooriya, and Alfio Gliozzo. 2020. Taxonomy construction of unseen domains via graph-based cross-domain knowledge transfer. In *ACL'20*. 2198–2208.
- [33] Jiaming Shen, Wenda Qiu, Jingbo Shang, Michelle Vanni, Xiang Ren, and Jiawei Han. 2020. SynSetExpan: An iterative framework for joint entity set expansion and synonym discovery. In *EMNLP'20*. 8292–8307.
- [34] Jiaming Shen, Zhihong Shen, Chenyan Xiong, Chi Wang, Kuansan Wang, and Jiawei Han. 2020. Taxoexpan: Self-supervised taxonomy expansion with position-enhanced graph neural network. In *WWW'20*. 486–497.
- [35] Jiaming Shen, Zeqiu Wu, Dongming Lei, Jingbo Shang, Xiang Ren, and Jiawei Han. 2017. Setexpan: Corpus-based set expansion via context feature selection and rank ensemble. In *ECML-PKDD'17*. 288–304.
- [36] Jiaming Shen, Zeqiu Wu, Dongming Lei, Chao Zhang, Xiang Ren, Michelle T Vanni, Brian M Sadler, and Jiawei Han. 2018. Hiexpan: Task-guided taxonomy construction by hierarchical tree expansion. In *KDD'18*. 2180–2189.
- [37] Jiaming Shen, Jinfeng Xiao, Xinwei He, Jingbo Shang, Saurabh Sinha, and Jiawei Han. 2018. Entity set search of scientific literature: An unsupervised ranking approach. In *SIGIR'18*. 565–574.
- [38] Zhihong Shen, Hao Ma, and Kuansan Wang. 2018. A Web-scale system for scientific knowledge exploration. In *ACL'18 System Demonstrations*. 87–92.
- [39] Yu Shi, Jiaming Shen, Yuchen Li, Najing Zhang, Xinwei He, Zhengzhi Lou, Qi Zhu, Matthew Walker, Myunghwan Kim, and Jiawei Han. 2019. Discovering hypernymy in text-rich heterogeneous information network by exploiting context granularity. In *CIKM'19*. 599–608.
- [40] Vered Shwartz, Yoav Goldberg, and Ido Dagan. 2016. Improving Hypernymy Detection with an Integrated Path-based and Distributional Method. In *ACL'16*. 2389–2398.
- [41] Arnab Sinha, Zhihong Shen, Yang Song, Hao Ma, Darrin Eide, Bo-June Hsu, and Kuansan Wang. 2015. An overview of microsoft academic service (mas) and applications. In *WWW'15*. 243–246.
- [42] Jeniya Tabassum, Mounica Maddala, Wei Xu, and Alan Ritter. 2020. Code and Named Entity Recognition in StackOverflow. In *ACL'20*. 4913–4926.
- [43] Hugo Touvron, Louis Martin, Kevin Stone, Peter Albert, Amjad Almahairi, Yasmine Babaei, Nikolay Bashlykov, Soumya Batra, Prajwal Bhargava, Shruti Bhosale, et al. 2023. Llama 2: Open foundation and fine-tuned chat models. *arXiv preprint arXiv:2307.09288* (2023).
- [44] Luke Vilnis, Xiang Li, Shikhar Murty, and Andrew McCallum. 2018. Probabilistic Embedding of Knowledge Graphs with Box Lattice Measures. In *ACL'18*. 263–272.
- [45] Heng Wang, Shangbin Feng, Tianxing He, Zhaoxuan Tan, Xiaochuang Han, and Yulia Tsvetkov. 2023. Can language models solve graph problems in natural language?. In *NeurIPS'23*.
- [46] Richard C Wang and William W Cohen. 2007. Language-independent set expansion of named entities using the web. In *ICDM'07*. 342–350.

- [47] Suyuchen Wang, Ruihui Zhao, Xi Chen, Yefeng Zheng, and Bang Liu. 2021. Enquire one's parent and child before decision: Fully exploit hierarchical structure for self-supervised taxonomy expansion. In *WWW'21*. 3291–3304.
- [48] Yizhong Wang, Yeganeh Kordi, Swaroop Mishra, Alisa Liu, Noah A Smith, Daniel Khashabi, and Hannaneh Hajishirzi. 2023. Self-Instruct: Aligning Language Models with Self-Generated Instructions. In *ACL'23*. 13484–13508.
- [49] Jason Wei, Maarten Bosma, Vincent Y. Zhao, Kelvin Guu, Adams Wei Yu, Brian Lester, Nan Du, Andrew M. Dai, and Quoc V. Le. 2022. Finetuned Language Models are Zero-Shot Learners. In *ICLR'22*.
- [50] Zhibiao Wu and Martha Palmer. 1994. Verbs semantics and lexical selection. In *ACL'94*. 133–138.
- [51] Hongyuan Xu, Yunong Chen, Zichen Liu, Yanlong Wen, and Xiaojie Yuan. 2022. TacoPrompt: A Prompt-based Generation Method with Taxonomic Context for Self-Supervised Taxonomy Expansion. In *IJCAI'22*. 4432–4438.
- [52] Hongyuan Xu, Ciyi Liu, Yuhang Niu, Yunong Chen, Xiangrui Cai, Yanlong Wen, and Xiaojie Yuan. 2023. TacoPrompt: A Collaborative Multi-Task Prompt Learning Method for Self-Supervised Taxonomy Completion. In *EMNLP'23*. 15804–15817.
- [53] Lingyong Yan, Xianpei Han, Le Sun, and Ben He. 2019. Learning to bootstrap for entity set expansion. In *EMNLP'19*. 292–301.
- [54] Ruosong Ye, Caiqi Zhang, Runhui Wang, Shuyuan Xu, and Yongfeng Zhang. 2023. Natural language is all a graph needs. *arXiv preprint arXiv:2308.07134* (2023).
- [55] Puxuan Yu, Zhiqi Huang, Razieh Rahimi, and James Allan. 2019. Corpus-based set expansion with lexical features and distributed representations. In *SIGIR'19*. 1153–1156.
- [56] Yue Yu, Yinghao Li, Jiaming Shen, Hao Feng, Jimeng Sun, and Chao Zhang. 2020. Steam: Self-supervised taxonomy expansion with mini-paths. In *KDD'20*. 1026–1035.
- [57] Qingkai Zeng, Jinfeng Lin, Wenhao Yu, Jane Cleland-Huang, and Meng Jiang. 2021. Enhancing taxonomy completion with concept generation via fusing relational representations. In *KDD'21*. 2104–2113.
- [58] Jiawei Zhang. 2023. Graph-toolformer: To empower llms with graph reasoning ability via prompt augmented by chatgpt. *arXiv preprint arXiv:2304.11116* (2023).
- [59] Jieyu Zhang, Xiangchen Song, Ying Zeng, Jiaze Chen, Jiaming Shen, Yuning Mao, and Lei Li. 2021. Taxonomy completion via triplet matching network. In *AAAI'21*. 4662–4670.
- [60] Yichi Zhang, Zhuo Chen, Wen Zhang, and Huajun Chen. 2023. Making Large Language Models Perform Better in Knowledge Graph Completion. *arXiv preprint arXiv:2310.06671* (2023).
- [61] Yu Zhang, Bowen Jin, Qi Zhu, Yu Meng, and Jiawei Han. 2023. The Effect of Metadata on Scientific Literature Tagging: A Cross-Field Cross-Model Study. In *WWW'23*. 1626–1637.
- [62] Yunyi Zhang, Jiaming Shen, Jingbo Shang, and Jiawei Han. 2020. Empower Entity Set Expansion via Language Model Probing. In *ACL'20*. 8151–8160.
- [63] Yu Zhang, Yunyi Zhang, Yucheng Jiang, Martin Michalski, Yu Deng, Lucian Popa, ChengXiang Zhai, and Jiawei Han. 2022. Entity Set Co-Expansion in StackOverflow. In *IEEE BigData'22*. 4792–4795.