

# A Unified Taxonomy-Guided Instruction Tuning Framework for Entity Set Expansion and Taxonomy Expansion

Yanzhen Shen\*, Yu Zhang\*, Yunyi Zhang, Jiawei Han

University of Illinois Urbana-Champaign, IL, USA

{yanzhen4, yuz9, yzhan238, hanj}@illinois.edu

## Abstract

Entity Set Expansion, Taxonomy Expansion, and Seed-Guided Taxonomy Construction are three representative tasks that can be used to automatically populate an existing taxonomy with new entities. However, previous approaches often address these tasks separately with heterogeneous techniques, lacking a unified perspective. To tackle this issue, in this paper, we identify the common key skills needed for these tasks from the view of taxonomy structures—finding “siblings” and finding “parents”—and propose a unified taxonomy-guided instruction tuning framework to jointly solve the three tasks. To be specific, by leveraging the existing taxonomy as a rich source of entity relationships, we utilize instruction tuning to fine-tune a large language model to generate parent and sibling entities. Extensive experiments on multiple benchmark datasets demonstrate the effectiveness of TaxoInstruct, which outperforms task-specific baselines across all three tasks.<sup>1</sup>

## 1 Introduction

Entities play a fundamental role in natural language understanding and can benefit various downstream tasks such as semantic search (Shen et al., 2018b), question answering (Ma et al., 2023), and text generation (Wang et al., 2021). To better describe the semantics of entities, taxonomies are usually constructed in different domains, such as science (Shen et al., 2018c; Coletti and Bleich, 2001), e-commerce (Mao et al., 2020), and social media (Gonçalves et al., 2019), to characterize the parent-child relationship between entities. In many cases, taxonomies are initially curated by domain experts. However, because of the constant and rapid emergence of novel concepts, automatically enriching a taxonomy with new entities becomes necessary to ensure its freshness and completeness.

Previous studies have considered three representative tasks for entity enrichment. (1) **Entity Set Expansion** (Wang and Cohen, 2007; Rong et al., 2016; Shen et al., 2017): Given a set of entities belonging to a certain semantic class, find new entities also in that class. For example, given the seeds {*natural language processing*, *computer vision*, *data mining*}, an entity set expansion algorithm should return other areas such as *cybersecurity* and *human-computer interaction*. From the taxonomy perspective, this task can be viewed as finding new “siblings” of existing entities. (2) **Taxonomy Expansion** (Shen et al., 2020; Yu et al., 2020; Jiang et al., 2022): Insert a provided new entity into an existing taxonomy by finding its most suitable “parent”. For instance, if the existing taxonomy has root *scientific disciplines*, with children entities *computer science*, *chemistry*, *biology*, and *physics*, given the new concept *natural language processing*, a Taxonomy Expansion model should put it as a child of *computer science*. (3) **Seed-Guided Taxonomy Construction** (Shen et al., 2018a): First discover new entities related to a given seed taxonomy and then insert them into the taxonomy. For example, given the seeds {*computer science*, *chemistry*, *computer vision*, *organic chemistry*} and their parent-child relationship (i.e., *compute science* ← *computer vision*, *chemistry* ← *organic chemistry*), a Seed-Guided Taxonomy Construction algorithm needs to find new entities at the granularity of *chemistry* and *computer science* (e.g., *physics* and *biology*), find new entities at the granularity of *computer vision* and *organic chemistry* (e.g., *database system* and *materials chemistry*), and figure out the parent-child relationship between expanded entities (e.g., *database system* → *computer science*, *materials chemistry* → *chemistry*). This can be viewed as pipelining the steps of finding “siblings” and finding “parents”.

Although the three aforementioned tasks have been extensively explored, existing approaches do

\*Equal contribution

<sup>1</sup>Code can be found at <https://github.com/yanzhen4/TaxoInstruct>

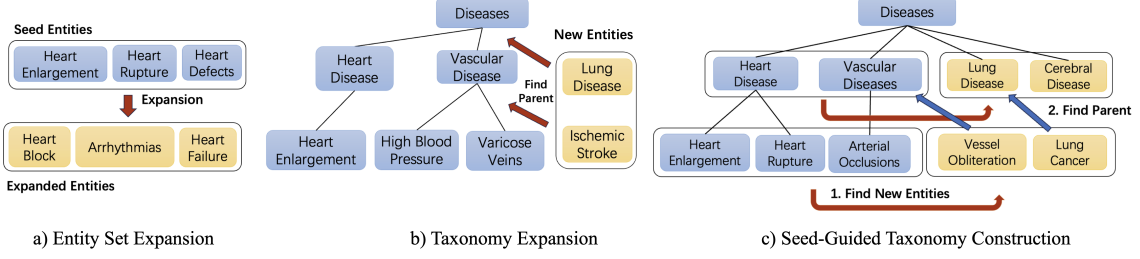


Figure 1: Illustrations of the three tasks.

not consider them in a unified way. Each previous study focuses on only one of these tasks with less concern for their commonality; the best performance in different tasks is achieved by different models with task-specific techniques. However, as we have pointed out, all three tasks can be cast as finding entities that have a specific type of relationship with the given entities: Entity Set Expansion is essentially finding “siblings”; Taxonomy Expansion relies on finding “parents”; Seed-Guided Taxonomy Construction is a combination of both. Therefore, a model that is trained to predict siblings and parents can be directly applied to all the tasks.

**Contributions.** Inspired by the idea above, in this paper, we propose TaxoInstruct, a unified taxonomy-guided instruction tuning framework for Entity Set Expansion, Taxonomy Expansion, and Seed-Guided Taxonomy Construction. We seek supervision from the existing taxonomy, which serves as a rich source of sibling-sibling and parent-child relationships between entities. Then, we propose to utilize instruction tuning (Wei et al., 2022) to fine-tune a large language model (LLM) (Touvron et al., 2023) for generating parent/sibling entities. We conduct comprehensive experiments to examine the effectiveness of TaxoInstruct. Empirical results demonstrate that TaxoInstruct, as a unified framework, significantly outperforms task-specific baselines in the corresponding tasks.

To summarize, this study makes three major contributions: (1) We propose a unified solution to the tasks of Entity Set Expansion, Taxonomy Expansion, and Seed-Guided Taxonomy construction, which are separately studied in previous work. (2) We present a taxonomy-guided instruction tuning approach that seeks supervision from the existing taxonomy to find parent and sibling entities. (3) We validate the efficacy of our framework through extensive performance comparisons, hyperparameter analyses, and case studies.

## 2 Task Definition

**Entity Set Expansion.** As shown in Figure 1 a), given a few example entities (also known as “seeds”), the entity set expansion task (Wang and Cohen, 2007; Rong et al., 2016; Shen et al., 2017) aims to find a set of sibling entities that belong to the same semantic class as the seeds. Formally, we have the following task definition.

**Definition 1. (Entity Set Expansion)** Given a small set of seed entities  $\mathcal{S} = \{s_1, s_2, \dots, s_M\}$ , the task is to discover more entities  $\mathcal{S}^+ = \{s_{M+1}, s_{M+2}, \dots, s_{M+N}\}$ , where  $s_1, s_2, \dots, s_{M+N}$  fall into the same semantic category.

**Taxonomy Expansion.** As shown in Figure 1 b), given an existing taxonomy and a set of new entities, Taxonomy Expansion (Shen et al., 2020; Yu et al., 2020) aims at inserting the new entities into the taxonomy. This process is facilitated by finding a proper parent node in the existing taxonomy for each new entity. Formally,

**Definition 2. (Taxonomy Expansion)** Given an existing taxonomy  $\mathcal{T}$  (which contains a set of entities  $\mathcal{S}$  and the parent-child relationship between the entities  $\text{PARENT}(\cdot) : \mathcal{S} \rightarrow \mathcal{S} \cup \{\text{ROOT}\}$ ) and a set of new entities  $\mathcal{S}^+$ , the task is to expand the taxonomy to a more complete one  $\mathcal{T}^+$  with entities  $\mathcal{S} \cup \mathcal{S}^+$  and the parent-child relationship  $\text{PARENT}^+(\cdot) : \mathcal{S} \cup \mathcal{S}^+ \rightarrow \mathcal{S} \cup \{\text{ROOT}\}$ .

**Seed-Guided Taxonomy Construction.** As shown in Figure 1 c), Seed-Guided Taxonomy Construction (Shen et al., 2018a) deals with the case where we need to first find a set of new entities to be inserted to the taxonomy and then find the proper parent node for each new entity.

**Definition 3. (Seed-Guided Taxonomy Construction)** Given an existing taxonomy  $\mathcal{T}$ , the task is to find a set of entities  $\mathcal{S}^+$  that share similar topic as the taxonomy  $\mathcal{T}$ , and then expand the taxonomy to a more complete taxonomy  $\mathcal{T}^+$  with entities  $\mathcal{S} \cup \mathcal{S}^+$  and the parent-child relationship  $\text{PARENT}^+(\cdot) : \mathcal{S} \cup \mathcal{S}^+ \rightarrow \mathcal{S} \cup \{\text{ROOT}\}$ .

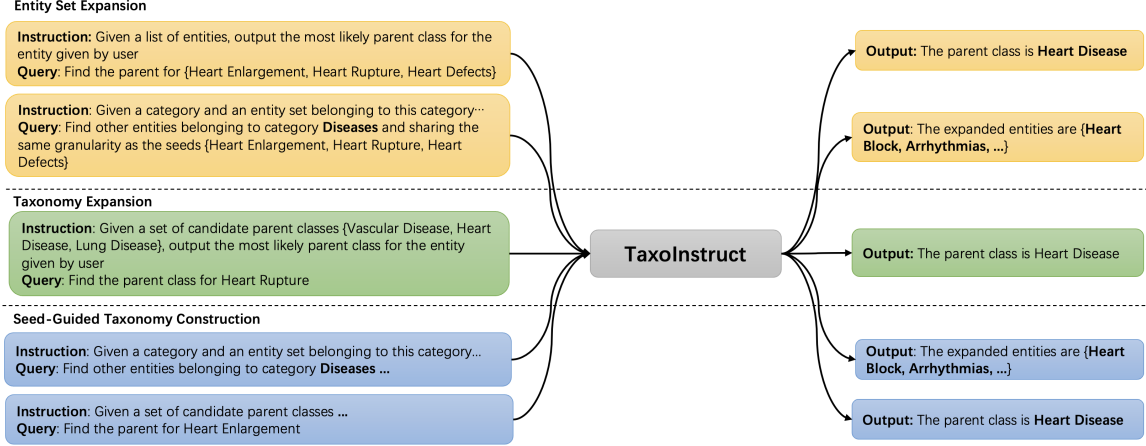


Figure 2: Illustration of TaxoInstruct instructions.

### 3 Model

We introduce our unified taxonomy-guided instruction tuning framework, **TaxoInstruct**, in this section. First, we present how we use taxonomy-guided instruction tuning on each of the tasks respectively in Section 3.2, 3.1 and 3.3. Then, in Section 3.4, we propose a unified taxonomy-guided tuning framework which trains the LLM to understand taxonomic relations.

#### 3.1 Instruction Tuning for Entity Set Expansion

Given a set of seed entities  $\mathcal{S} = \{s_1, s_2, \dots, s_n\}$  belonging to the same semantic class, the Entity Set Expansion task aims to find other entities belonging to the same class. It thus enforces two restrictions on the expanded entities. First, the expanded entities can be classified into the same category as the seed entities. For example, both “heart diseases” and “brain stem stroke” can be classified into the category “diseases”. Second, they must also share the same granularity. For example, the entity “heart disease” is at the same level as “vascular disease”, but not as “brain stem stroke” which is of finer granularity. These two restrictions are inherently describing the concept of “siblings” in a taxonomy, since “siblings” share a single parent (being classified into the same category) and reside in the same level (having the same granularity).

Therefore, we formulate the Entity Set Expansion task under the taxonomy setting as finding other siblings of the seed entities. Utilizing LLMs’ power of following instructions (Wei et al., 2022), we formulate the task as follows: given a set of seed entities  $\{s_1, s_2, \dots, s_n\}$  as the QUERY that share the same parent node  $s_{parent}$ , we INSTRUCT an chat-completion LLM (e.g., LLaMA-7B) (Touvron

et al., 2023) to find more children of this parent node, and the model should OUTPUT siblings of the seed entities, which are denoted as  $\{\hat{s}_1, \dots, \hat{s}_m\}$ .

However, the parent entity  $s_{parent}$  is not available in the standard Entity Set Expansion task. Thus, we first prompt the LLM to generate the parent entity for the seed set  $\mathcal{S}$ . Following the same (INSTRUCTION, QUERY, OUTPUT) schema, we construct instructions as follows:

INSTRUCTION: Given a list of entities, output the most likely parent class for the entity given by user.

QUERY: Find the parent for  $s_1, s_2, \dots, s_n$ .

OUTPUT: The parent class is

The generated parent entity,  $s_{parent}$ , can be used to guide the expansion process. Because the Entity Set Expansion task normally contains a very small number of seed entities (e.g., only 3 seeds), it is hard to get sufficient self-supervision data from the seeds. Therefore, we do not fine-tune the LLM on the task specific data and directly use it to expand the seed set. We construct instructions as follows:

INSTRUCTION: Given a category and an entity set belonging to this category, output other entities of this category that share the same granularity as the seeds.

QUERY: Find other entities belonging to category  $s_{parent}$  and sharing the same granularity as the seeds  $s_1, s_2, \dots, s_n$ .

OUTPUT: The expanded entities are

We feed the instructions into the LLM to generate a set of expanded entities,  $\{\hat{s}_1, \dots, \hat{s}_m\}$

Empirically, we find that shuffling the seed entities in the query will lead to different outputs by

the LLM due to the sequential nature of language modeling.

Therefore, If we are given  $n$  seed entities, we generate all their permutations  $Perm(S)$ , each of which will be used to construct a tuple of (INSTRUCTION, QUERY). By feeding them individually into the LLM, we can get  $n!$  sets of expanded entities:  $[S^1, S^2, \dots, S^{n!}]$ . We take the union of them to get a single set of unique entities  $S^{output} = \bigcup_{j=1}^{n!} S^j$ .

Because in previous works, the Entity Set Expansion task is formulated to generate a ranked list of entities, here we perform an additional step to rank the entities generated by the LLM. We use an moderate-size auxiliary PLM (e.g., BERT (Devlin et al., 2019)) to compute the similarity score of each entity  $s_p \in S^{output}$  with respect to  $s_{parent}$ :

$$score(s_p, s_{parent}) = \text{sim}(h(s_p), h(s_{parent})), \quad (1)$$

where  $\text{sim}(\cdot, \cdot)$  is the cosine similarity, and  $h(\cdot)$  is the auxiliary PLM that maps an entity to its embedding. By ranking the similarity scores, we can then get a ranked list,  $S^{output}_{sorted}$ , of the unique entities generated by the LLM.

### 3.2 Instruction Tuning for Taxonomy Expansion

Given a query entity, the goal of Taxonomy Expansion is to select its parent node from the taxonomy. In this work, we INSTRUCT an LLM to select the parent node from a provided list of candidates given a QUERY entity, and the model should OUTPUT its correct parent node.

To help the LLM better understand parent-child relationship and domain knowledge, we first fine-tune it on self-supervision data that is automatically constructed from the provided taxonomy.

Following a similar schema as Entity Set Expansion, we construct tuples of (INSTRUCTION, QUERY, OUTPUT). They will be used to fine-tune an LLM to find the correct parent node for the query entity. We include a set of candidate parents in the INSTRUCTION, and the LLM should choose the right parent from these candidates.

However, if we use all the nodes in the taxonomy as candidates and incorporate them into the instruction, the LLM may be overwhelmed by the overly large label space and can hardly follow the instruction to perform the task. Besides, the taxonomy may contain thousands of nodes and can make the instruction exceed the input length limit of the

LLM. The LLM will consequently fail to choose the correct parent from the candidates.

Therefore, we propose to use an auxiliary PLM to first retrieve a set of candidate nodes from the taxonomy and thus reduce the label space for the LLM. More specifically, given a node in  $s_i \in S$ , we will select top- $k$  (e.g.,  $k = 20$ ) entities  $T_k^i \subseteq S$  with the highest similarity to  $s_i$ .

$$T_k^i = \arg \max_{T \subseteq S, |T|=k} \sum_{s_j \in T} \text{sim}(h(s_i), h(s_j)), \quad (2)$$

where  $\text{sim}(\cdot, \cdot)$  is the cosine similarity and  $h(\cdot)$  is the auxiliary PLM similar to the previous section.

We utilize the existing parent-child relation in the existing taxonomy as self-supervision data to fine-tune the LLM. For a node  $s_i$  and its parent  $s_{parent}^i$  in the taxonomy, we first use eq. 2 to find the set of top- $k$  nodes that are most similar to  $s_i$ ,  $T_k^i = \{\hat{s}_1^i, \dots, \hat{s}_k^i\}$ . Then, the candidate parents for  $s_i$  is  $Cand_k^i = T_k^i \cup \{s_{parent}^i\}$ , and we fine-tune the LLM to identify the true parent from the candidate list. Because the candidates will be sequential in the instruction, to reduce potential effects of their order, we randomly shuffle the candidates by  $r$  times. Each of its permutation  $Perm_j(Cand_k^i)$ ,  $j \in \{1, 2, \dots, r\}$ , will be used to construct an individual tuple of (INSTRUCTION, QUERY, OUTPUT) to fine-tune the LLM. The instruction has the following format:

INSTRUCTION: Given a set of candidate parent classes:  $Perm_j(Cand_k^i)$ , output the most likely parent class for the entity given by user.

QUERY: Find the parent for  $s_i$ .

OUTPUT: The parent class is  $s_{parent}^i$ .

During inference, we can use the fine-tuned LLM to find the parent node of each entity in the query set  $S^+ = \{s_1, \dots, s_M\}$ . For each  $s_i$  in  $S^{Query}$ , we select top- $k$  entities  $T_k^i$  following eq. 2. Then, we formulate  $s_i$  and  $T_k^i$  into the above INSTRUCTION and QUERY, which are fed into the fine-tuned LLM to get OUTPUT.

In brief, for Taxonomy Expansion, we use instruction-tuning to fine-tune the model on the self-supervision data generated from the existing taxonomy, and then make inference using the same instruction with the top- $k$  candidate parents.



### 3.3 Instruction Tuning for Seed-Guided Taxonomy Construction

Given a seed taxonomy, Seed-Guided Taxonomy Construction aims to enrich a given a taxonomy  $\mathcal{T}$  by first finding more entities and then placing them under the right parent. It naturally splits into two subtasks: (1) expanding the entity sets to discover new entities and (2) expanding the taxonomy by finding the proper parent for each new entity. Formally, we define the subtasks as follows:

1. Entity Set Expansion (Finding siblings):

Given a taxonomy  $\mathcal{T} = (\mathcal{S}_0, \mathcal{S}_1, \dots, \mathcal{S}_L)$  with the root  $\mathcal{S}_0 = \{\text{ROOT}\}$  and  $\mathcal{S}_l$  ( $1 \leq l \leq L$ ) denoting the set of seeds at layer  $l$ , this task aims to expand the set of seeds  $\mathcal{S}_l = \{s_1^l, s_2^l, \dots, s_M^l\}$  through discovering more entities  $\mathcal{S}_l^+ = \{s_{M+1}^l, s_{M+2}^l, \dots, s_{M+N}^l\}$ , where they belonging to the class  $\mathcal{S}_0$  and share the same granularity as  $\mathcal{S}_l$ .

2. Taxonomy Expansion (Finding parents):

Given a taxonomy  $\mathcal{T} = (\mathcal{S}_0, \mathcal{S}_1, \dots, \mathcal{S}_L)$ , and let  $\mathcal{S}_l$  denote the set of seeds at layer  $l$  and  $\mathcal{S}_l^+ = \{s_{M+1}^l, s_{M+2}^l, \dots, s_{M+N}^l\}$  denote the newly expanded entities. We aim to find the right parent for each  $s_j^l \in \mathcal{S}_l^+$  among entities at layer  $l-1$ , which are  $\mathcal{S}_{l-1} = \{s_1^{l-1}, s_2^{l-1}, \dots, s_K^{l-1}\}$ ,  $K = |\mathcal{S}_{l-1}|$ .

In Seed-Guided Taxonomy Construction, similar to Taxonomy Expansion, we are also given a taxonomy structure  $\mathcal{T}$  as input. Thus, we can also generate self-supervision training data consisting of (INSTRUCTION QUERY OUTPUT) tuples similar to the taxonomy expansion task to fine-tune the LLM (c.f. section 3.2).

With the fine-tuned LLM, we first perform Entity Set Expansion, by following a similar procedure as in Section 3.1: we generate permutations of seed entities, formulate them into multiple (INSTRUCTION, QUERY) tuples, make inference, and then use the auxiliary PLM to sort tuples' output entities into a ranked list  $\mathcal{S}_{sorted}^{output}$ . One subtle difference is that we are usually given a meaningful ROOT node  $\mathcal{S}_0$  that could be directly used as the parent class, which means we do not need to prompt the LLM to generate it. However, in some case where the ROOT node is a pseudo node without an actual meaning, we can follow the procedure in Section 3.1 to prompt the LLM to find a parent.

Then, for each entity  $s_i \in \mathcal{S}_{sorted}^{output}$ , we perform Taxonomy Expansion to place each expanded entity in the right position in  $\mathcal{T}$ . We use the same

(INSTRUCTION, QUERY) as Taxonomy Expansion's and prompt the LLM to predict the parent  $s_{parent}^i$ . By attaching each new entity to its parent node in  $\mathcal{T}$ , we get an expanded taxonomy  $\mathcal{T}^+$ .

### 3.4 A Unified Framework

With the above three different schemas, one can directly fine-tune an LLM and perform each task separately. However, a generally pre-trained LLM cannot effectively capture the structural information, essentially the hypernymy and sibling relations, among entities. The task specific data may also be too small for the model to learn enough knowledge. For example, the seed taxonomy in Seed-Guided Taxonomy Construction typically contains only around 10 nodes.

Therefore, we propose to first jointly instruction tune an LLM on an external large taxonomy. We fine-tune the model on the Taxonomy Expansion task and Entity Set Expansion task with the same self-supervision data described in each task. In this way, the LLM can first learn to recognize and understand the hypernymy and sibling relations before being applied into each task.

In this work, we use the CTD's MEDIC disease vocabulary (Davis et al., 2022) as our external taxonomy. We can generate self-supervision data from the taxonomy in the following way. Given a parent node  $s_{parent}$  and its children  $s_1, s_2, \dots, s_n$ , we generate training data in two ways: (1) For each child  $s_i$ , we ask the LLM to find its true parent  $s_{parent}$  from a set of candidates that are semantically similar to  $s_i$  (c.f., equation 2). (2) For subsets of the children  $s'_1, \dots, s'_4 \subset s_1, s_2, \dots, s_n$ , we ask the LLM to expand this set to recover other siblings. We will then fine-tune the LLM on the above self-supervision data using the aforementioned Taxonomy Expansion's and Entity Set Expansion's instruction schemas.

After the unified fine-tuning on the external taxonomy, we will use the LLM on each downstream task. It will be further fine-tuned with the task specific data for the Taxonomy Expansion and Seed-Guided Taxonomy Construction tasks, or directly used for inference on the Entity Set Expansion task.

## 4 Experiments

We conduct experiments on three tasks by comparing TaxoInstruct with strong baselines in each task. Appendix A include the implementation details.

#### 4.1 Entity Set Expansion

**Dataset.** Shen et al. present two versions of the **PubMed-CVD** dataset for evaluating model performance in Entity Set Expansion (Shen et al., 2017) and Seed-Guided Taxonomy Construction (Shen et al., 2018a), respectively, in the scientific domain. The hierarchical version is still publicly accessible, which will be used in Section 4.3. However, the flat version can no longer be found. Hence, we re-build a flat version of **PubMed-CVD**. Specifically, we consider 3 classes of cardiovascular diseases, each of which has 5 seeds. Because some baselines (Shen et al., 2017; Zhang et al., 2020) rely on a large corpus to learn text semantics, we extract more than 134K PubMed articles from the MAPLE Medicine-MeSH dataset (Zhang et al., 2023b) that are relevant to cardiovascular diseases (according to their MeSH terms (Coletti and Bleich, 2001)) as input to these baselines.

**Baselines.** We compare TaxolInstruct with the following Entity Set Expansion methods: **SetExpan** (Shen et al., 2017), **CGExpan** (Zhang et al., 2020), **SECoExpan** (Zhang et al., 2022). Please see Appendix B.1 for more details of the baselines. We also include an ablation of our method, **TaxolInstruct-NoTune**, which directly prompts a pre-trained LLM to perform downstream tasks without taxonomy-guided instruction tuning. We use the same LLM and instruction as our full model. When experimenting with **TaxolInstruct-NoTune**, we discover that it always generates fewer than 10 entities for each run. It also tends to produce the same set of entities for different permutations of seeds. As a result, we only report **MAP@10** for **TaxolInstruct-NoTune**.

**Evaluation Metrics.** Following Shen et al. (2017) and Zhang et al. (2020), we use the Mean Average Precision (**MAP@k**) as the evaluation metric, which calculates the accuracy of top- $k$  expanded entities. We use  $k = 10$  and  $k = 20$  in our experiments. The full definition of **MAP@k** is in Appendix B.2.

**Experimental Results** Table 1 shows the performance of compared methods in the Entity Set Expansion task. We observe that TaxolInstruct achieves the best performance in terms of both **MAP@10** and **MAP@20**. This rationalizes our motivation to formulate the goal of Entity Set Expansion as finding siblings. Our model also outperform its ablated version **TaxolInstruct-NoTune**, which demonstrates the effectiveness of unified pre-

Table 1: Performance of compared methods in the Entity Set Expansion task. Bold: the best score. ‘-’: we cannot get 20 expanded entities because TaxolInstruct-NoTune generates highly similar answers with different permutations of seeds.

Method	PubMed-CVD	
	MAP@10	MAP@20
SetExpan	59.68	43.93
CGExpan	73.16	68.72
SECoExpan	58.36	59.73
TaxolInstruct	<b>79.15</b>	<b>71.72</b>
-NoTune	69.80	-

training on an external taxonomy (c.f. Section 3.4).

#### 4.2 Taxonomy Expansion

**Datasets.** Following (Jiang et al., 2023), we use two public datasets, **Environment** and **Science**, from the shared task in SemEval 2016 (Bordea et al., 2016). The considered entities (both existing ones in the input taxonomy and new ones to be inserted) are scientific concepts related to environment and general science, respectively. In both datasets, we adopt the same training-testing split as in (Yu et al., 2020; Jiang et al., 2023), where 20% of the leaf nodes in the taxonomy are used for testing and the remaining nodes for training.

**Baselines** We compare TaxolInstruct with the following Taxonomy Expansion methods: **TAXI** (Panchenko et al., 2016), **HyPeNET** (Shwartz et al., 2016), **BERT+MLP** (Devlin et al., 2019), **TaxoExpan** (Shen et al., 2020), **STEAM** (Yu et al., 2020), **BoxTaxo** (Jiang et al., 2023), and the ablation **TaxolInstruct-NoTune** as introduced in Section 4.1. We only include baselines that have released their code for reproducing the results. Please see Appendix C.1 for more details on the baselines.

**Evaluation Metrics.** Following (Yu et al., 2020; Jiang et al., 2023), we adopt two metrics to evaluate the quality of taxonomy expansion results, namely **Accuracy (Acc)** and **Wu & Palmer Similarity (Wu&P)** (Wu and Palmer, 1994). **Acc** evaluates the predicted parent using exact match, while **Wu&P** uses the tree distance between the predicted and ground truth parents. Please see Appendix C.2 for their formal definitions.

Previous studies (Yu et al., 2020; Jiang et al., 2023) also consider the mean reciprocal rank (MRR) as an evaluation metric. However, this metric requires a model to rank all nodes in the taxonomy according to their likelihood of being

Table 2: Performance of compared methods in the Taxonomy Expansion task. Scores of the baselines (except TaxolInstruct-NoTune) are reported in (Yu et al., 2020; Jiang et al., 2023). Bold: The best score. \*: TaxolInstruct is significantly better than this method with p-value < 0.01.

Method	Environment		Science	
	Acc	Wu&P	Acc	Wu&P
TAXI	16.7*	44.7*	13.0*	32.9*
HypeNET	16.7*	55.8*	15.4*	50.7*
BERT+MLP	11.1*	47.9*	11.5*	43.6*
TaxoExpan	11.1*	54.8*	27.8*	57.6*
STEAM	36.1*	69.6*	36.5*	68.2*
BoxTaxo	38.1*	75.4	31.8*	64.7*
TaxolInstruct	<b>46.79</b>	<b>77.39</b>	<b>41.57</b>	<b>73.70</b>
-NoTune	21.15*	65.30*	12.94*	62.87*

the parent, thus it is not applicable to TaxolInstruct that is based on a generative LLM.

**Experimental Results.** Table 2 shows the performance of compared methods in taxonomy expansion. We run TaxolInstruct three times and report the average performance. To show statistical significance, we conduct a two-tailed Z-test to compare TaxolInstruct with each baseline. The significance level is marked in Table 2. TaxolInstruct consistently and significantly outperforms all baselines and also **TaxolInstruct-NoTune**. We first show the importance of utilizing self-supervision, since directly prompt a LLM yield sub-optimal result. Moreover, comparing with other baselines, we also show that we can use self-supervision data most effectively through instruction tuning on the task of finding the true parent among high ranked candidate parents.

### 4.3 Seed-Guided Taxonomy Construction

**Dataset** We adopt the **PubMed-CVD** dataset (the hierarchical version) introduced in Shen et al. (2018a) and consider the same input seeds. To be specific, the input taxonomy has 2 layers, with 3 seeds at the top layer (i.e., *cardiovascular abnormalities*, *vascular diseases*, and *heart disease*) and 3 seeds under each top-layer seed. In other words, there are  $3 + 3 \times 3 = 12$  seeds in total.

**Baselines** We compare TaxolInstruct with the following Seed-Guided Taxonomy Construction baselines: **HSetExpan** (Shen et al., 2017), **HiExpan** (Shen et al., 2018a), and **TaxolInstruct-NoTune** as introduced in Section 4.1. Shen et al. (2018a) have released the output taxonomies<sup>2</sup> of

<sup>2</sup><http://bit.ly/2Jbilde>

Table 3: Performance of compared methods in the Seed-Guided Taxonomy Construction task. Bold and \*: the same meanings as in Table 2. ‘-’: similar to Table 1.

Method	PubMed-CVD (Hierarchical)			
	Sibling P@20	Sibling P@40	Parent P@20	Parent P@40
HSetExpan	80.0	65.0*	60.0*	50.0*
HiExpan	60.0*	72.0*	60.0*	65.0
TaxolInstruct	<b>85.0</b>	<b>79.0</b>	<b>78.0</b>	<b>72.0</b>
-NoTune	50.0*	–	45.0*	–

HSetExpan and HiExpan on PubMed-CVD, which are used by us for evaluating the two models.

**Evaluation Metrics** At the top layer (i.e., coarse-grained categories of cardiovascular diseases), both HiExpan and TaxolInstruct achieve 100% accuracy. Therefore, our evaluation metrics focus on the more challenging bottom layer. We use **Sibling P@k** to evaluates the accuracy of the sibling-finding step and **Parent P@k** for the accuracy of the parent-finding step. The full definition of **Sibling P@k** and **Parent P@k** is in Appendix D.2.

#### 4.3.1 Experimental Results

Table 3 demonstrates the performance of compared methods in Seed-Guided Taxonomy Construction. We run TaxolInstruct five times with the average scores reported. We find that that TaxolInstruct achieves the best overall performance in terms of finding the correct siblings (**Sibling P@20**, **Sibling P@40**) and finding the correct the parent (**Parent P@20**, **Parent P@40**) This is consistent with our conclusion draw from previous experiment on Taxonomy Expansion and Entity Set Expansion (Section 4.1.4 and Section 4.2.4), demonstrating the effectiveness of our framework.

### 4.4 Qualitative Results

In Figure 3, we show a part of the taxonomy generated by TaxolInstruct on the **Pubmed-CVD** data for the Seed-Guided Taxonomy Construction task. The blue boxes and yellow boxes represent seeds and expanded entities, respectively. We can see that TaxolInstruct can successfully generate high quality entities, such as "heart rupture" and "heart aneurysm", and place them under the right parent "heart disease".

### 4.5 Hyperparameter Study

We study the effect of one hyperparameter on performance of TaxolInstruct: the number of shuffles in the self-supervision data of the Taxonomy Expansion task. The Wu&P scores of TaxolInstruct

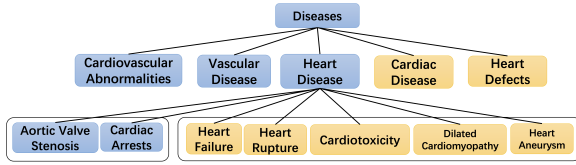


Figure 3: Parts of the taxonomy constructed by Taxolnstruct on PubMed-CVD. Blue boxes indicate seeds, and yellow boxes indicate expanded entities.

on **Environment** and **Science** are plotted in Figure 4. We can find that the performance of Taxolnstruct improves when the number of shuffles increase from 1 to 10, and becomes stable afterwards. As shown in the figure, all Taxolnstruct’s Wu&P scores significantly outperform a strong baseline STEAM when the number of shuffles is greater than 10.

## 5 Related Work

**Entity Set Expansion.** The task of Entity Set Expansion is first introduced in EgoSet (Rong et al., 2016), and early work like Mamou et al. (2018) uses distributional similarity to rank candidate entities according to the seed entities. In order to prevent semantic drifting, the latter approaches like SetExpan (Shen et al., 2017) start to apply iterative bootstrapping to select new context features and new entities. After the introduction of Pre-trained Language Model, it has been used to replace distributional semantics representation. CG-Expan (Zhang et al., 2020) uses it to automatically generate class names as a stronger signal to prevent semantic drifting. Instead of just using content embedding of entities, SECoExpan (Zhang et al., 2022) also leverages their context embeddings to generate more accurate entity representation.

**Taxonomy Expansion.** Automatic taxonomy construction and expansion is an important task in many NLP tasks and has been explored by many previous literature. In early studies, distributional word representations (Fu et al., 2014) and lexical patterns (Snow et al., 2004) have been used to find hypernym. Later, many attempts have focused on summarizing either local ego-graphs (Shen et al., 2020) or mini-paths (Yu et al., 2020) and encode them using neural networks. Most recently, Jiang et al. (2023) use box embedding to replace single vector embedding to better capture graph structure. Multiple works have also used pre-trained language model to replace traditional neural networks. Liu et al. (2021) propose to train BERT

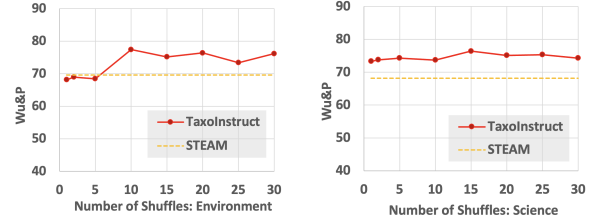


Figure 4: Parameter sensitivity analysis on the Taxonomy Expansion task. Effect of the number of shuffles on **Environment** (left) and **Science** (right).

(Devlin et al., 2019) on the taxonomy on Dynamic Margin Loss and then employed to generate taxonomy path and query representation. Xu et al. (2022) adopt prompt tuning on encoder model to generate better embeddings for taxonomy’s global structure. Shen et al. (2018a) introduce a more challenging version of Taxonomy Expansion: Seed-Guided Taxonomy Construction, which requires the initial step of selecting a subset of entities that align with the taxonomy’s content before performing Taxonomy Expansion on the subset.

**Structure-Guided Instruction Tuning.** Inspired by the success of the large language model (LLM) in various domains, there has been increasing attention on using LLM to learn structured data and solve graph problems. Many approaches attempt to combine LLM massive knowledge with Graph Neural Network’s (GNN) awareness of structured data (He et al., 2023; Qin et al., 2023). Other approaches solely use LLM on graph problems, without the help of a GNN module. Guo et al. (2023) use formal language to describe graphs to GPT. Zhang et al. (2023a) incorporate textual embeddings and structure embeddings to enable LLM to perform on knowledge graph completion task. Ye et al. (2023) demonstrate that using LLM as the foundation model could outperform competitive GNN baselines, and proposes to replace GNN with LLM entirely. Our work is the first to explore LLM’s potential on the entity enrichment task, and is also the first to use LLM and instruction tuning to establish a unified framework.

## 6 Conclusions

In this paper, we propose Taxolnstruct, a unified framework for the three representative entity enrichment task: Entity Set Expansion, Taxonomy Expansion, and Seed-Guided Taxonomy Construction. We utilize taxonomy-guided instruction tuning to effectively extract and exploit self-supervision data from the existing taxonomy. We then build a uni-



fied framework through leveraging the commonality of the three tasks. We also conduct extensive experiments on the benchmark datasets, which have demonstrated the superiority of TaxoInstruct over previous task-specific baselines.

## Limitations

We state the limitations of this paper from the following perspectives. 1) Given the generative nature of large language model, we employ a corpus independent approach for both Entity Set Expansion and Seed-Guided Taxonomy Construction by directly generating new entities, while previous studies are corpus-dependent by extracting new entities from domain corpora (Shen et al., 2017; Zhang et al., 2020; Shen et al., 2018a). Although TaxoInstruct can outperform all baselines, it does not utilize the domain knowledge in the text data, and may suffer in very specific domains.

2) Existing entity enrichment datasets assume that each node has only one parent in the taxonomy. However, in the real applications, a taxonomy is normally a directed acyclic graph instead of a simple tree, meaning that a node can have multiple parents. How TaxoInstruct performs on a DAG taxonomy is not evaluated.

## References

- Iz Beltagy, Kyle Lo, and Arman Cohan. 2019. Scibert: A pretrained language model for scientific text. In *EMNLP’19*, pages 3615–3620.
- Georgeta Bordea, Els Lefever, and Paul Buitelaar. 2016. Semeval-2016 task 13: Taxonomy extraction evaluation (texeval-2). In *SemEval’16*, pages 1081–1091.
- Arman Cohan, Sergey Feldman, Iz Beltagy, Doug Downey, and Daniel S Weld. 2020. Specter: Document-level representation learning using citation-informed transformers. *arXiv preprint arXiv:2004.07180*.
- Margaret H Coletti and Howard L Bleich. 2001. Medical subject headings used to search the biomedical literature. *JAMIA*, 8(4):317–323.
- Allan Peter Davis, Thomas C Wiegers, Robin J Johnson, Daniela Sciaky, Jolene Wiegers, and Carolyn J Mattingly. 2022. Comparative toxicogenomics database (ctd): update 2023. *Nucleic acids research*, 51(D1):D1257–D1262.
- Jacob Devlin, Ming-Wei Chang, Kenton Lee, and Kristina Toutanova. 2019. Bert: Pre-training of deep bidirectional transformers for language understanding. In *NAACL-HLT’19*, pages 4171–4186.
- Ruiji Fu, Jiang Guo, Bing Qin, Wanxiang Che, Haifeng Wang, and Ting Liu. 2014. Learning semantic hierarchies via word embeddings. In *Proceedings of the 52nd Annual Meeting of the Association for Computational Linguistics (Volume 1: Long Papers)*, pages 1199–1209.
- Rafael S Gonçalves, Matthew Horridge, Rui Li, Yu Liu, Mark A Musen, Csongor I Nyulas, Evelyn Obamos, Dhananjay Shrouthy, and David Temple. 2019. Use of owl and semantic web technologies at pinterest. In *ISWC’19*, pages 418–435.
- Jiayan Guo, Lun Du, and Hengyu Liu. 2023. Gpt4graph: Can large language models understand graph structured data? an empirical evaluation and benchmarking. *arXiv preprint arXiv:2305.15066*.
- Xiaoxin He, Xavier Bresson, Thomas Laurent, and Bryan Hooi. 2023. Explanations as features: Llm-based features for text-attributed graphs. *arXiv preprint arXiv:2305.19523*.
- Edward J Hu, Yelong Shen, Phillip Wallis, Zeyuan Allen-Zhu, Yuanzhi Li, Shean Wang, Lu Wang, and Weizhu Chen. 2021. Lora: Low-rank adaptation of large language models. *arXiv preprint arXiv:2106.09685*.
- Minhao Jiang, Xiangchen Song, Jieyu Zhang, and Jiawei Han. 2022. Taxoenrich: Self-supervised taxonomy completion via structure-semantic representations. In *Proceedings of the ACM Web Conference 2022*, pages 925–934.
- Song Jiang, Qiyue Yao, Qifan Wang, and Yizhou Sun. 2023. A single vector is not enough: Taxonomy expansion via box embeddings. In *WWW’23*, pages 2467–2476.
- Zichen Liu, Hongyuan Xu, Yanlong Wen, Ning Jiang, Haiying Wu, and Xiaojie Yuan. 2021. Temp: taxonomy expansion with dynamic margin loss through taxonomy-paths. In *Proceedings of the 2021 Conference on Empirical Methods in Natural Language Processing*, pages 3854–3863.
- Ilya Loshchilov and Frank Hutter. 2017. Decoupled weight decay regularization. *arXiv preprint arXiv:1711.05101*.
- Kaixin Ma, Hao Cheng, Yu Zhang, Xiaodong Liu, Eric Nyberg, and Jianfeng Gao. 2023. Chain-of-skills: A configurable model for open-domain question answering. In *ACL’23*, pages 1599–1618.
- Jonathan Mamou, Oren Pereg, Moshe Wasserblat, Alon Eirew, Yael Green, Shira Guskin, Peter Izsak, and Daniel Korat. 2018. Term set expansion based nlp architect by intel ai lab. *arXiv preprint arXiv:1808.08953*.
- Yuning Mao, Tong Zhao, Andrey Kan, Chenwei Zhang, Xin Luna Dong, Christos Faloutsos, and Jiawei Han. 2020. Octet: Online catalog taxonomy enrichment with self-supervision. In *KDD’20*, pages 2247–2257.

- Alexander Panchenko, Stefano Faralli, Eugen Ruppert, Steffen Remus, Hubert Naets, Cédric Fairon, Simone Paolo Ponzetto, and Chris Biemann. 2016. Taxi at semeval-2016 task 13: a taxonomy induction method based on lexico-syntactic patterns, substrings and focused crawling. In *SemEval’16*, pages 1320–1327.
- Yijian Qin, Xin Wang, Ziwei Zhang, and Wenwu Zhu. 2023. Disentangled representation learning with large language models for text-attributed graphs. *arXiv preprint arXiv:2310.18152*.
- Meng Qu, Xiang Ren, Yu Zhang, and Jiawei Han. 2018. Weakly-supervised relation extraction by pattern-enhanced embedding learning. In *WWW’18*, pages 1257–1266.
- Xin Rong, Zhe Chen, Qiaozhu Mei, and Eytan Adar. 2016. Egocet: Exploiting word ego-networks and user-generated ontology for multifaceted set expansion. In *WSDM’16*, pages 645–654.
- Jiaming Shen, Zhihong Shen, Chenyan Xiong, Chi Wang, Kuansan Wang, and Jiawei Han. 2020. Taxoexpan: Self-supervised taxonomy expansion with position-enhanced graph neural network. In *WWW’20*, pages 486–497.
- Jiaming Shen, Zeqiu Wu, Dongming Lei, Jingbo Shang, Xiang Ren, and Jiawei Han. 2017. Setexpan: Corpus-based set expansion via context feature selection and rank ensemble. In *ECML-PKDD’17*, pages 288–304.
- Jiaming Shen, Zeqiu Wu, Dongming Lei, Chao Zhang, Xiang Ren, Michelle T Vanni, Brian M Sadler, and Jiawei Han. 2018a. Hiexpan: Task-guided taxonomy construction by hierarchical tree expansion. In *KDD’18*, pages 2180–2189.
- Jiaming Shen, Jinfeng Xiao, Xinwei He, Jingbo Shang, Saurabh Sinha, and Jiawei Han. 2018b. Entity set search of scientific literature: An unsupervised ranking approach. In *SIGIR’18*, pages 565–574.
- Zhihong Shen, Hao Ma, and Kuansan Wang. 2018c. A web-scale system for scientific knowledge exploration. In *ACL’18 System Demonstrations*, pages 87–92.
- Vered Shwartz, Yoav Goldberg, and Ido Dagan. 2016. Improving hypernymy detection with an integrated path-based and distributional method. In *ACL’16*, pages 2389–2398.
- Rion Snow, Daniel Jurafsky, and Andrew Ng. 2004. Learning syntactic patterns for automatic hypernym discovery. *Advances in neural information processing systems*, 17.
- Jeniya Tabassum, Mounica Maddela, Wei Xu, and Alan Ritter. 2020. Code and named entity recognition in stackoverflow. In *ACL’20*, pages 4913–4926.
- Hugo Touvron, Thibaut Lavril, Gautier Izacard, Xavier Martinet, Marie-Anne Lachaux, Timothée Lacroix, Baptiste Rozière, Naman Goyal, Eric Hambro, Faisal Azhar, et al. 2023. Llama: Open and efficient foundation language models. *arXiv preprint arXiv:2302.13971*.
- Luke Vilnis, Xiang Li, Shikhar Murty, and Andrew McCallum. 2018. Probabilistic embedding of knowledge graphs with box lattice measures. In *ACL’18*, pages 263–272.
- Qingyun Wang, Manling Li, Xuan Wang, Nikolaus Parulian, Guangxing Han, Jiawei Ma, Jingxuan Tu, Ying Lin, Haoran Zhang, Weili Liu, et al. 2021. Covid-19 literature knowledge graph construction and drug repurposing report generation. In *NAACL’21 System Demonstrations*, pages 66–77.
- Richard C Wang and William W Cohen. 2007. Language-independent set expansion of named entities using the web. In *ICDM’07*, pages 342–350.
- Jason Wei, Maarten Bosma, Vincent Y. Zhao, Kelvin Guu, Adams Wei Yu, Brian Lester, Nan Du, Andrew M. Dai, and Quoc V. Le. 2022. Finetuned language models are zero-shot learners. In *ICLR’22*.
- Zhibiao Wu and Martha Palmer. 1994. Verbs semantics and lexical selection. In *ACL’94*, pages 133–138.
- Hongyuan Xu, Yunong Chen, Zichen Liu, Yanlong Wen, and Xiaojie Yuan. 2022. Taxoprompt: A prompt-based generation method with taxonomic context for self-supervised taxonomy expansion.
- Ruosong Ye, Caiqi Zhang, Runhui Wang, Shuyuan Xu, and Yongfeng Zhang. 2023. Natural language is all a graph needs. *arXiv preprint arXiv:2308.07134*.
- Yue Yu, Yinghao Li, Jiaming Shen, Hao Feng, Jimeng Sun, and Chao Zhang. 2020. Steam: Self-supervised taxonomy expansion with mini-paths. In *KDD’20*, pages 1026–1035.
- Yichi Zhang, Zhuo Chen, Wen Zhang, and Huajun Chen. 2023a. Making large language models perform better in knowledge graph completion. *arXiv preprint arXiv:2310.06671*.
- Yu Zhang, Bowen Jin, Qi Zhu, Yu Meng, and Jiawei Han. 2023b. The effect of metadata on scientific literature tagging: A cross-field cross-model study. In *WWW’23*, pages 1626–1637.
- Yu Zhang, Yunyi Zhang, Yucheng Jiang, Martin Michalski, Yu Deng, Lucian Popa, ChengXiang Zhai, and Jiawei Han. 2022. Entity set co-expansion in stackoverflow. In *IEEE BigData’22*, pages 4792–4795.
- Yunyi Zhang, Jiaming Shen, Jingbo Shang, and Jiawei Han. 2020. Empower entity set expansion via language model probing. In *ACL’20*, pages 8151–8160.

## A Implementation Details

We use LLaMA-7B (Touvron et al., 2023) as our base model, fine-tuned it with LoRA (Hu et al., 2021), which utilizes low rank matrix for parameter-efficient fine-tuning. During fine-tuning, We fine-tuned about 0.6 % of trainable parameters, which is about 40 million parameters. We use the cross entropy loss on the tokens output in OUTPUT, but not INSTRUCTION and QUERY. The training batch size is 64 for both pre-training and task-specific fine-tuning. The optimizer is AdamW (Loshchilov and Hutter, 2017). During pre-training, we train on CTD’s data (Davis et al., 2022) for 20 epochs, which took about 3 hours using two NVIDIA RTX A6000 GPUs. During fine-tuning, in Seed-Guided Taxonomy Construction, since we are given a small set of seeds, we generate all permutations of the seeds when creating self-supervision data and fine-tune for 10 epochs, which took about 30 minutes. In Taxonomy Expansion, we shuffle the candidate parents for 10 times and train on self-supervision data for 5 epochs. During inference, in Taxonomy Expansion, we adapt SPECTER (Cohan et al., 2020) as the auxiliary PLM to select top-20 candidate parents. In Entity Set Expansion and Seed-Guided Taxonomy Construction, in order to generate sufficient new entities, we keep shuffling the input seed entities and make inference using the permuted set of entities until we have generated sufficient new entities (number of new entities > 400) or we have shuffled for sufficient amount of times (number of shuffles > 50).

## B Experiment Setup for Entity Set Expansion

### B.1 Baselines

We compare TaxoInstruct with the following entity set expansion methods.

- **SetExpan** (Shen et al., 2017)<sup>3</sup> iteratively selects skip-gram context features from the corpus and proposes a rank ensemble mechanism for scoring and selecting entities.
- **CGExpan** (Zhang et al., 2020)<sup>4</sup> infers the target semantic class names by probing a pre-trained language model and then utilizes the generated class names to expand new entities. In the original paper, BERT (Devlin et al., 2019) is used

<sup>3</sup><https://github.com/mickeysjm/SetExpan>

<sup>4</sup><https://github.com/yzhan238/CGExpan>

as the language model. Here, we replace BERT with SciBERT (Beltagy et al., 2019) and observe better performance on PubMed-CVD.

- **SECoExpan** (Zhang et al., 2022)<sup>5</sup> expands multiple entity sets simultaneously according to the contents and contexts of each entity. It imposes mutual exclusivity on the expanded entities. Here, we replace the originally used BERTOverflow (Tabassum et al., 2020) with SciBERT (Beltagy et al., 2019) and observe better performance on PubMed-CVD.

### B.2 Evaluation Metrics

We use the Mean Average Precision (**MAP@k**) to evaluate the entity set expansion results. Formally, given a set of seeds  $\mathcal{S} = \{s_1, \dots, s_M\}$  and the top- $k$  expanded entities  $\mathcal{S}^+ = \{s_{M+1}, \dots, s_{M+k}\}$ , the average precision **AP@k** is defined as

$$\text{AP@k}(\mathcal{S}, \mathcal{S}^+) = \frac{1}{k} \sum_{\substack{u: 1 \leq u \leq k \wedge \\ s_{M+u} \sim \mathcal{S}}} \frac{\sum_{v=1}^u \mathbb{I}(s_{M+v} \sim \mathcal{S})}{u}. \quad (3)$$

Here,  $s_{M+u} \sim \mathcal{S}$  means that the expanded entity  $s_{M+u}$  and the seeds  $\mathcal{S}$  belong to the same semantic class. Since there are multiple testing queries (i.e., multiple sets of seeds)  $\mathcal{S}_1, \dots, \mathcal{S}_C$  and their corresponding expansion results  $\mathcal{S}_1^+, \dots, \mathcal{S}_C^+$ , **MAP@k** is defined as

$$\text{MAP@k} = \frac{1}{C} \sum_{i=1}^C \text{AP@k}(\mathcal{S}_i, \mathcal{S}_i^+). \quad (4)$$

## C Experiment Setup for Taxonomy Expansion

### C.1 Baselines

We compare TaxoInstruct with the following taxonomy expansion methods.

- **TAXI** (Panchenko et al., 2016)<sup>6</sup> is a taxonomy induction method based on hypernymy detection. It first extracts hypernym-hyponym pairs from domain-specific corpora using substrings and lexico-syntactic patterns and then organizes the extracted terms into a coherent taxonomy.
- **HypeNET** (Shwartz et al., 2016)<sup>7</sup> is a taxonomy induction method which employs LSTM to concurrently capture the distributional and relational information between term pairs along dependency paths.

<sup>5</sup><https://github.com/yuzhimanhua/SEType>

<sup>6</sup><https://github.com/uhh-lt/taxi>

<sup>7</sup><https://github.com/vered1986/HypeNET>

- **BERT+MLP** (Devlin et al., 2019) is a taxonomy induction method built upon pre-trained BERT embeddings. It first acquires term embeddings from a pre-trained BERT model and then input the embeddings into a multi-layer perceptron to predict the hypernymy relationship.
- **TaxoExpan** (Shen et al., 2020)<sup>8</sup> is a taxonomy expansion method which leverages graph neural networks to encode local ego-graphs in the input taxonomy to improve entity representations. In the original paper, context-free word embeddings are used as input features. Following (Yu et al., 2020), we replace context-free embeddings with more powerful BERT embeddings for this baseline.
- **STEAM** (Yu et al., 2020)<sup>9</sup> is a taxonomy expansion method which learns representations for each pair of (new entity, existing entity) from multiple views using paths sampled from the taxonomy.
- **BoxTaxo** (Jiang et al., 2023)<sup>10</sup> is a taxonomy expansion method which represents entities as boxes to capture their parent-child relationship. It optimizes the box embedding (Vilnis et al., 2018) of each entity from a joint view of geometry and probability.

## C.2 Evaluation Metrics

We adopt the following two evaluation metrics for the taxonomy expansion task.

- **Accuracy (Acc)** is the exact match accuracy of the predicted parent node of each testing entity. Formally, assume the testing set has  $C$  samples  $x_1, \dots, x_C$ , and their ground-truth parents in the input taxonomy are  $y_1, \dots, y_C$ , respectively. Then the accuracy of the learned parent-child relationship  $\text{PARENT}^+(\cdot)$  is defined as

$$\text{Acc} = \frac{1}{C} \sum_{i=1}^C \mathbb{I}(\text{PARENT}^+(x_i) = y_i). \quad (5)$$

- **Wu & Palmer Similarity (Wu&P)** (Wu and Palmer, 1994) calculates the similarity between

the predicted parent and the ground-truth parent based on their distance in the taxonomy.

$$\text{Wu\&P} = \frac{1}{C} \sum_{i=1}^C \frac{2 \times \text{depth}(\text{LCP}(\text{PARENT}^+(x_i), y_i))}{\text{depth}(\text{PARENT}^+(x_i)) + \text{depth}(y_i)}, \quad (6)$$

where  $\text{LCP}(\cdot, \cdot)$  is the lowest common ancestor of two nodes, and  $\text{depth}(\cdot)$  denotes the depth of a node in the taxonomy.

## D Experiment Setup for Seed-Guided Taxonomy Construction

### D.1 Baselines

We compare TaxoInstruct with the following Seed-Guided Taxonomy Construction methods.

- **HSetExpan** (Shen et al., 2017) iteratively applies SetExpan at each layer of the input taxonomy. For each expanded bottom-layer node, it uses REPEL (Qu et al., 2018), a weakly supervised relation extraction model, to find the most proper parent at the top layer.
- **HiExpan** (Shen et al., 2018a)<sup>11</sup> combines the techniques of flat set expansion, parent-child relationship inference, and global optimization of the taxonomy structure. It jointly utilizes skipgrams, context-free text embeddings, and entity types.

### D.2 Evaluation Metrics

For the Seed-Guided Taxonomy Construction task, we adopt **Sibling P@k** and **Parent P@k** to measure the quality of the sibling-finding step and parent-finding step respectively.

- **Sibling P@k** evaluates the accuracy of the sibling-finding step. Given the bottom-layer seeds  $\mathcal{S}_2 = \{s_{2,1}, \dots, s_{2,M}\}$ , we check the top- $k$  expanded bottom-layer entity  $\mathcal{S}_2^+ = \{s_{2,M+1}, \dots, s_{2,M+k}\}$  and judge whether  $s_{2,M+i}$  and  $\mathcal{S}_2$  belong to the same semantic class (i.e., whether  $s_{2,M+i}$  is a cardiovascular disease).

$$\text{Sibling P@k} = \frac{1}{k} \sum_{i=1}^k \mathbb{I}(s_{2,M+i} \sim \mathcal{S}_2). \quad (7)$$

- **Parent P@k** evaluates the accuracy of the parent-finding step. For each expanded bottom-layer entity  $s_{2,M+i}$ , let  $s_{1,p(i)}$  denote its ground-truth

<sup>8</sup><https://github.com/mickeysjm/TaxoExpan>

<sup>9</sup><https://github.com/yueyu1030/STEAM>

<sup>10</sup><https://github.com/songjiang0909/BoxTaxo>

<sup>11</sup><https://github.com/mickeysjm/HiExpan>



parent at the top layer. Then, this metric can be defined as

$$\text{Parent P@}k = \frac{1}{k} \sum_{i=1}^k \mathbb{I}(\text{PARENT}^+(s_{2,M+i}) = s_{1,p(i)}). \quad (8)$$