

# ChemMiner: A Large Language Model Agent System for Chemical Literature Data Mining

Kexin Chen<sup>1</sup>, Yuyang Du<sup>1\*</sup>, Junyou Li<sup>2</sup>, Hanqun Cao<sup>1</sup>, Menghao Guo<sup>2</sup>, Xilin Dang<sup>1</sup>, Lanqing Li<sup>1,2</sup>, Jiezhong Qiu<sup>3</sup>, Guangyong Chen<sup>3\*</sup>, Pheng Ann Heng<sup>1</sup>

<sup>1</sup> The Chinese University of Hong Kong, New Territories, Hong Kong SAR

<sup>2</sup> Zhejiang Lab, Zhejiang University, Hangzhou, China

<sup>3</sup> Hangzhou Institute of Medicine, Chinese Academy of Sciences, Hangzhou, China

**Abstract**—The development of AI-assisted chemical synthesis tools requires comprehensive datasets covering diverse reaction types, yet current high-throughput experimental (HTE) approaches are expensive and limited in scope. Chemical literature represents a vast, underexplored data source containing thousands of reactions published annually. However, extracting reaction information from literature faces significant challenges including varied writing styles, complex coreference relationships, and multimodal information presentation. This paper proposes ChemMiner, a novel end-to-end framework leveraging multiple agents powered by large language models (LLMs) to extract high-fidelity chemical data from literature. ChemMiner incorporates three specialized agents: a text analysis agent for coreference mapping, a multimodal agent for non-textual information extraction, and a synthesis analysis agent for data generation. Furthermore, we developed a comprehensive benchmark with expert-annotated chemical literature to evaluate both extraction efficiency and precision. Experimental results demonstrate reaction identification rates comparable to human chemists while significantly reducing processing time, with high accuracy, recall, and F1 scores. Our open-sourced benchmark facilitates future research in chemical literature data mining.

**Index Terms**—Multimodal literature analysis, LLM agent, Chemical reaction, AI4Science

## I. INTRODUCTION

The discipline of chemistry, characterized by its immense potential and practical utility, is deeply intertwined with the synthesis of materials and the discovery of drugs. In recent studies [1], [2], AI-empowered synthesis tools have demonstrated the potential to assist human chemists in precisely identifying reaction patterns and optimizing novel synthetic routes.

Despite the early-stage successes of AI-assisted tools in chemical synthesis, the continual evaluation of such domain-specific AIs requires a substantial amount of data, which enables the AI to better understand the underlying reaction principles through model training [3]–[5]. As a result, building a comprehensive synthesis dataset that covers a wide variety of chemical reaction types has become a critical challenge within the research community.

A mainstream approach to dataset construction, as represented by [6]–[8], is to conduct high-throughput experiments (HTEs) for data collection. However, the high expense of

HTE has limited its wide application as a data collection method. Moreover, a group of HTEs typically covers only one type of chemical reaction, i.e., relying on automatic chemical platforms to test different reaction conditions and reactant combinations without changing the reaction type. For the training of chemical AI models, however, a diverse training dataset with different reaction types is more preferable.

Chemical literature, on the other hand, remains a largely unexplored data source with rich information diversity. Thousands of chemical paper get published every year, with a massive amount of reaction of different types being conducted to justify the research outcomes. An efficient utilization of these previously published papers can significantly enlarge the reaction dataset with a relatively small cost.

However, extracting reaction information from intricate literature presents several technical challenges. In scientific literature, authors with different technical backgrounds and writing styles may describe their chemical reactions in completely different manners, posing significant challenges for conventional rule-based pattern recognition methods in text analysis. Furthermore, given the lengthy representation of chemical items, molecule coreferences, in which the combination of a simple number and an English letter, such as “Item 1a”, is used as the abbreviation for a very complex organic molecule name, are frequently used. This form of shorthand, while effective for human readers familiar with the context, presents a unique challenge for machine-reading and understanding. Therefore, precise literature analysis and information extraction of chemical descriptions full of component coreferences remains problematic. Additionally, information in scientific papers is often presented in a multimodal manner for the reader’s easier understanding, such as using figures to show reaction conditions and tables to list synthesis yields. This multimodal presentation creates additional challenges for document analysis. Fig. 1 gives an example for the reaction information extraction task, in which both the coreferences issue and the multimodal issue are well illustrated. This example also illustrates the expected outcome of reaction extraction task.

Traditional methods for literature information analysis, such as manual extraction, rule-based extraction, and machine learning methods, are insufficient for addressing these challenges [9]–[11]. Manual extraction relies on the intensive labor of

\*Y. Du and G. Chen are co-corresponding authors of this paper (email: dy020@ie.cuhk.edu.hk, gychen@link.cuhk.edu.hk).

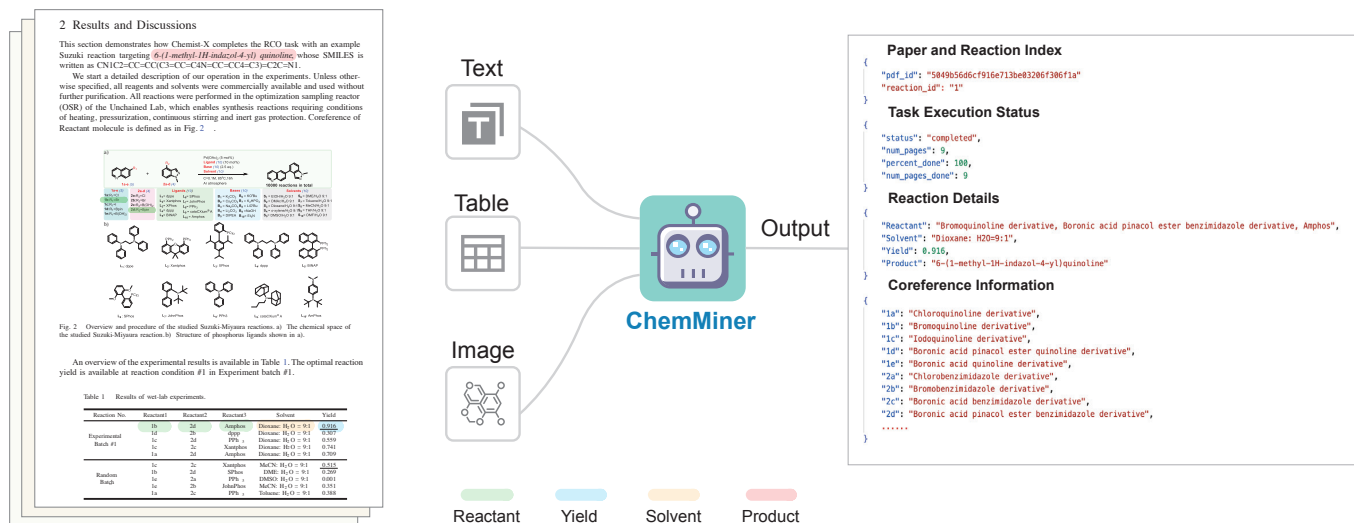


Figure 1. An illustration of the reaction extraction task. According to the example literature, three reactants are involved in the synthesis of the desired product (highlighted in red in the given literature). Due to lengthy molecule names, the first two reactants are coreferenced as 1b and 2d (information available in the image of the example literature, highlighted in green), while the third reactant is directly named as “Amphos” (information available in the table, also highlighted in green). Information about the solvent required and the final reaction yield is given in the table, highlighted in yellow and blue, respectively. This example shows the common existence of coreference in chemical literature. Meanwhile, it emphasizes the necessity of multimodal documentary processing ability for the extraction of reaction information - the system must simultaneously analyze the text, image, and table within the given literature to obtain the desired reaction information (i.e., reactants, solvent, product, and yield in this example).

chemists, which escalates the cost of the dataset and limits its size. Rule-based methods struggle to adapt to new chemical literature with different writing styles. Machine learning frameworks, such as the one proposed in [11], are hampered by the scarcity of annotated reactions, subsequently diminishing the model’s performance.

The introduction of large language models (LLMs) in data mining research [12], [13] has provided a new possibility for constructing literature-based chemical reaction datasets. This paper proposes ChemMiner, an end-to-end framework that leverages the cooperation of LLM-empowered AIs to extract high-fidelity chemical data from literature. The framework, as shown in Fig. 2, incorporates three independent agents for the extraction task. To begin with, we deploy a text analysis agent after the textual information of the paper has been obtained with an optical character recognition (OCR) module. The task of this agent is to maintain a dictionary that records the mapping between chemical components and their coreferences appearing in the paper. The second agent addresses the coreference relationships appearing in modalities other than simple text, e.g., tables or figures. This agent is designed to simplify the task of the first agent, and the coreference information it extracts serves as a supplement to the first agent’s outcome. With the resulting dictionary maintained by the first two agents, the third agent is responsible for summarizing the literature and generating data instances.

To evaluate the proposed ChemMiner framework, especially its performance for the unique coreference problem in chemical literature, we developed a comprehensive testing benchmark that includes both text-based reaction extraction

tasks and multimodal-based ones. Literature tested in this dataset was manually annotated by human chemistry experts to ensure a reliable ground truth. With this testing benchmark, we first evaluate the *efficiency* of ChemMiner’s data extraction process. Specifically, we compare the multi-agent system with a human chemist and evaluate the performance from two aspects: 1) the proportion of successfully identified chemical reactions; 2) the time consumption in the reaction extraction process. Meanwhile, we are also interested in the *accuracy* of identified reactions. To this end, we analyzed the accuracy, recall, and F1 score of those successfully extracted reactions.

Our main contributions are summarized as follows:

- **Problem Identification:** We identified a critical research problem in chemical literature data mining and highlighted two technical challenges to be addressed in this new task - the coreference issue and multimodal document analysis.
- **Framework Design and System Implementation:** We developed ChemMiner, a novel framework that addresses these challenges in chemical literature data mining through the cooperation of multiple LLM agents. We implemented this multi-agent system for comprehensive testing. Experimental results of ChemMiner validated the efficiency and precision of the proposed mechanism.
- **Dataset and Benchmark:** We collected a chemist-annotated testing benchmark during the evaluation process. This high-quality dataset tests model performance in chemical literature data mining in a multimodal manner and contains valuable information such as a human chemist’s time consumption for given literature. We have

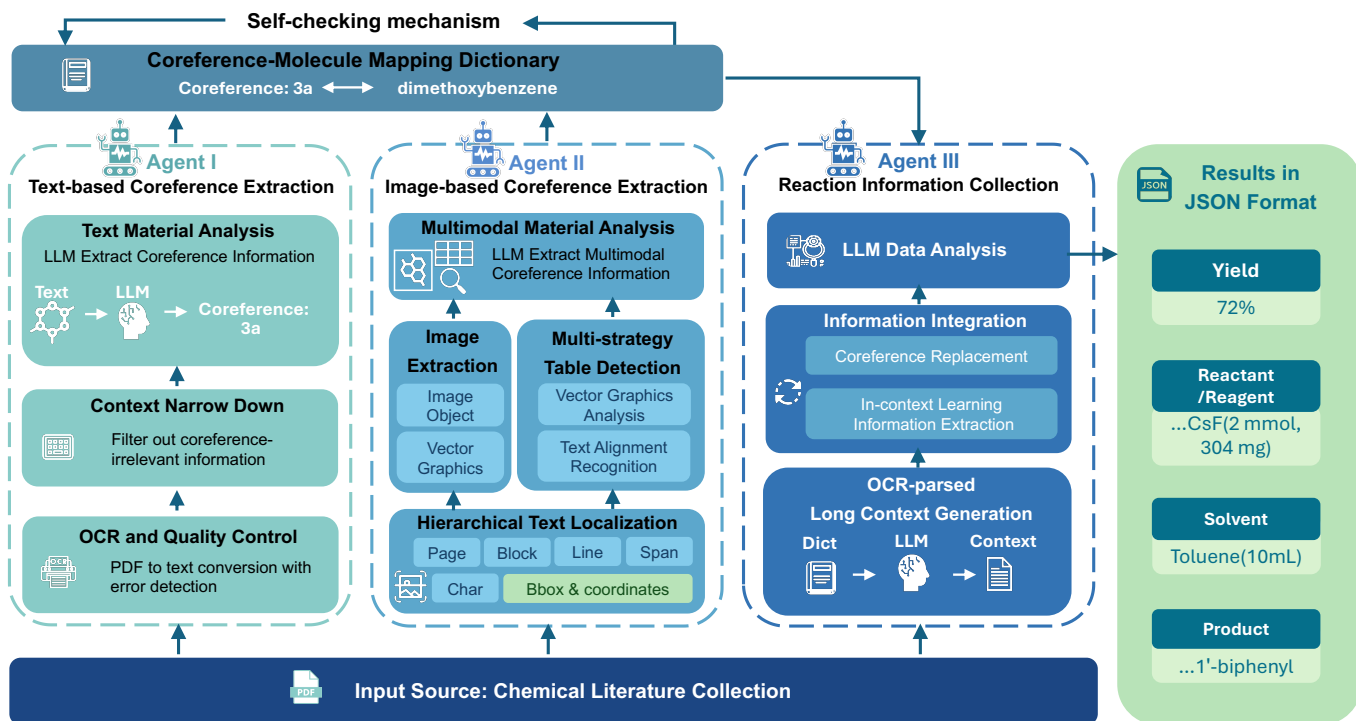


Figure 2. The framework of chemical literature analysis and reaction information extraction system based on LLMs.

open-sourced the testing benchmark to facilitate future research in this direction.<sup>1</sup>

## II. METHODOLOGY

As illustrated in Fig. 2, ChemMiner has four major components – three agents of different functionalities and a shared dictionary recording the coreference-molecule mapping relationships. The following of this section gives a detailed introduction to the design and implementation of each individual agent.

### A. Agent I: Text-based Coreference Extraction

The task of Agent I is to extract the coreference information from the given textual material. Since a cross-page coreference is a very rare case, we segment a research paper, typically in the form of a PDF file, into multiple individual pages and ask the agent to process them one by one.

To convert the content in the given PDF page into a machine-readable format, we conduct OCR as the first step of Agent I’s processing. The OCR process, while generally accurate, is not infallible [14]. It occasionally struggles with complex layouts and low-quality scans, leading to potential errors in the resulting text. To address these possible errors, we also implemented a quality control mechanism along with the OCR module to ensure reliable inputs for the subsequent procedures. The mechanism is, in essence, a sampling-based error detection process. Specifically, we used key phrases frequently appeared in chemical papers, such as “General

Procedure”, “Typical Procedure”, or “General Experiment”, as indicators of the OCR quality. Post-OCR materials [15] that misspell these common phrases were deemed to be of insufficient quality and were thus marked as mistaken ones. In practical applications, those rare cases can be manually edited to eliminate errors therein.

After OCR, we narrow down the content that awaits analysis to filter out coreference-irrelevant information. Typically, molecule coreferences appear in technical sections such as the methodology or the experimental sections. Therefore, once the agent identifies that the current content does not belong to a technical section, it bypasses the subsequent analysis of the current content and moves on to the next page to enhance the efficiency of coreference extractions.

Finally, we use the textual analysis ability of LLMs to extract the coreference information within the given text. Fig. 3 presents the prompt, example input, and example output of the in-context learning [16] process in coreference extraction. Upon encountering a potential coreference, the AI Agent validates it against the patterns typically used for coreferences in the chemical literature. This step ensures that the identified coreferences are not false positives, such as a number and a letter appearing together by coincidence in the text. Once a coreference is validated, the AI Agent records it for subsequent steps.

### B. Agent II: Image-based Coreference Extraction

The task of Agent II is to extract the molecule coreference from given PDF document pages, with a focus on the information presented in the form of images and tables.

<sup>1</sup>Data and code will be made public upon the acceptance of this paper.

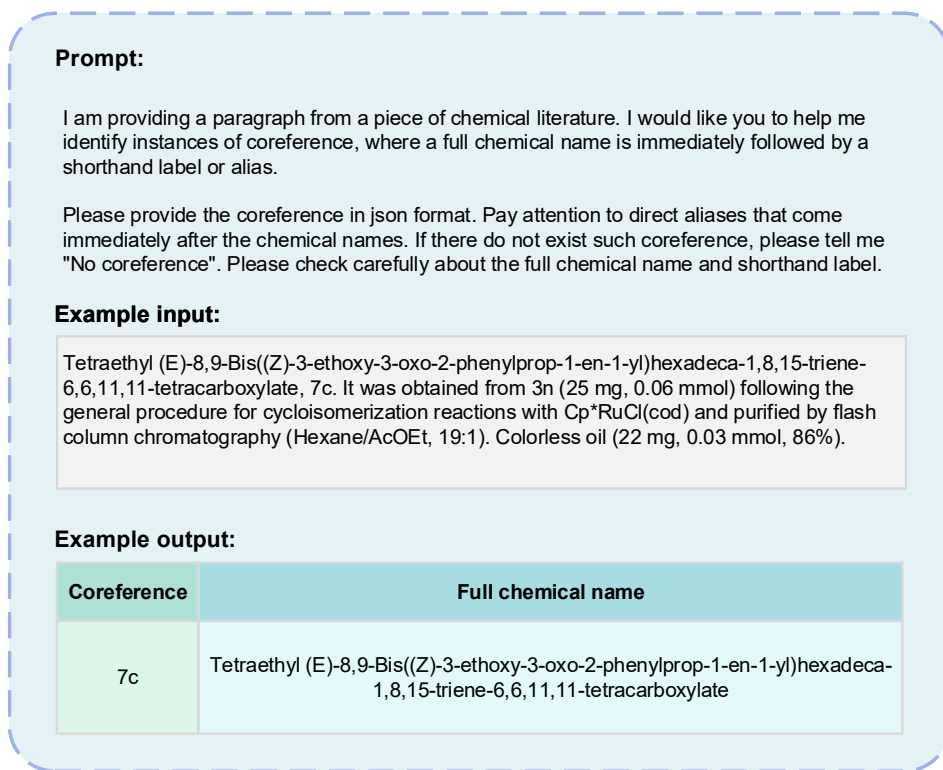


Figure 3. The prompt, example input, and example output of the coreference identification task in Agent I.

To obtain coreference information from images and tables within a PDF file, we need to extract the associated images and tables first. To this end, we decode and process the PDF file, converting it into a structured hierarchical format with five levels: pages, blocks, lines, spans, and characters. Each character retains precise coordinates and bounding box information for accurate positioning. To assist the extraction of images and tables, text content is sorted by vertical and then horizontal coordinates to generate natural reading sequences.

With the textual information obtained, the agent performs table detection using a multi-strategy fusion approach. The system combines vector graphics analysis for tables with explicit borders and text alignment pattern recognition for implicit table structures. The text alignment detection simultaneously extracts the left and right boundary coordinates, as well as the center point coordinates of words, and uses a predefined clustering tolerance to group spatially proximate words into alignment groups, similar to prior established works [17]. This generates virtual boundary lines to reconstruct table structures from spatial distribution patterns. The detected boundaries are then optimized through line merging and intersection calculations to construct table grids. Table segments from adjacent pages are merged into complete tables.

Image extraction adopts different ways to handle different image types in PDFs. For embedded XObject image resources in PDFs, the system directly extracts original data while preserving native format and resolution. For vector graphic content, the system performs rasterized rendering and clipping

to convert it into bitmap format. This approach maximizes quality preservation while optimizing processing performance.

After the extraction of images and tables, the agent uses a multimodal LLM for material analysis. Fig. 4 gives an example for the process, with detailed prompting information, example input, and example outputs presented for the reader’s easier understanding.

### C. Coreference-Molecule Mapping Dictionary

The aim of Agents I and II is to establish the precise mapping between a coreference appearing in the given literature and the associated molecule. For that purpose, we implemented a dictionary to record the coreference-molecule relationship found by Agent I and Agent II. Furthermore, the dictionary also has a self-checking mechanism - when a new coreference-molecule pair is added, the dictionary will check if this new pair is duplicated or contradicts existing mapping relationships stored. If any of these problems happen, the agent system calls for a revisit of the coreference-molecule pair involved to ensure the reliability of the information collected.

### D. Agent III: Reaction Information Collection

Building upon the coreference-molecule mapping relationship established, Agent III aims to summarize the chemical information within the given article and store them in a JSON file for later examinations. In the information extraction process, we are interested in the yield, reactant, catalyst, solvent, and products of each chemical reaction identified.

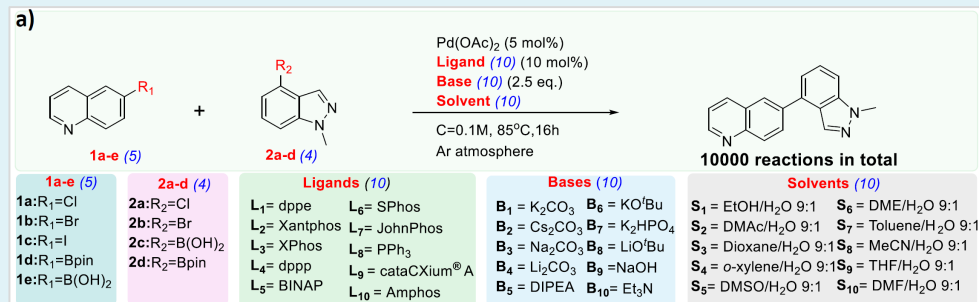
### Prompt:

Analyze the provided image and extract all the abbreviations (e.g., 1a, 2b, L1, B1, S1, etc.) and their corresponding chemical compound names in English. Organize the extracted information into a structured JSON format. Each abbreviation should be used as a key, and its full chemical name should be the value. Ensure that all data is accurate and properly formatted. For example:

```
{
  "1a": "2-Chloroquinoline",
  "B1": "Potassium carbonate",
  "S1": "EtOH/H2O (9:1)"
}
```

Focus on clarity, consistency, and completeness, extracting all abbreviations and their corresponding full chemical names based on the molecular structures shown in the image.

### Example input:



### Example output:

Coreference	Chemical Names
1a	Compound where R <sub>1</sub> =Cl (Chloroquinoline derivative)
1b	Compound where R <sub>1</sub> =Br (Bromoquinoline derivative)
1c	Compound where R <sub>1</sub> =I (Iodoquinoline derivative)
1d	Compound where R <sub>1</sub> =Bpin (Boronic acid pinacol ester quinoline derivative)
1e	Compound where R <sub>1</sub> =B(OH) <sub>2</sub> (Boronic acid quinoline derivative)
2a	Compound where R <sub>2</sub> =Cl (Chlorobenzimidazole derivative)
2b	Compound where R <sub>2</sub> =Br (Bromobenzimidazole derivative)
2c	Compound where R <sub>2</sub> =B(OH) <sub>2</sub> (Boronic acid benzimidazole derivative)
2d	Compound where R <sub>2</sub> =Bpin (Boronic acid pinacol ester benzimidazole derivative)
...	...

Figure 4. The prompt, example input, and example output of the multimodal coreference identification task in Agent II.

Different from the setup in Agent I, in which the LLM is required to find out the mapping between a molecule’s coreference name and full name, the information extraction in Agent III needs to be conducted in a more comprehensive way given that the wanted information of a reaction might be given in different parts of a paper. For example, a paper may introduce the yield of investigated reaction in abstract or introduction of the paper to attract readers’ interest, while detailed reaction conditions, such as catalyst and solvent used, are given in the experimental sections later. That calls for better long-content processing ability for the implementation of Agent III. In this paper, we realized Agent III with GPT4-Turbo, which has the ability to process 128k tokens in one prompt, while the implementation of Agent I was based on GPT4, which accepts 32k tokens only.

With the long content obtained with the whole PDF file,

an comprehensive integration is conducted within Agent III. The agent uses the in-context learning framework described in Fig. 5 to extract chemical reaction information from the post-OCR textual material. And then, based on the coreference-molecule dictionary constructed by the first two agents, Agent III replaces all coreferences in the identified reaction. This is followed by a systematic summarization and structuralization of the obtained information. The resulting data, such as the one shown in Fig. 5, are stored in a pre-defined JSON format (see Fig. 1 for an example of the JSON format).

### III. EXPERIMENTAL RESULTS

Acting as an efficient helper for chemists in the data mining task, ChemMiner is expected to identify reaction information from literature in an efficient and error-free manner. This section quantitatively measures ChemMiner’s ability in terms of efficiency and precision.

**Prompt:**

Answer the question as truthfully as possible using the provided context.

Please summarize the following details with units in a json: yield(include%), reactant/reagent(s), solvent(s), product(s). Please note that the content usually includes a general procedure, followed by the specific description of the reaction. The general procedure provides the overall context, and the specific descriptions of each reaction offers unique details.

Please also note that the keys of a json object should be "yield", "reactant/reagent", "solvent", "product". If there do not exist such information, please tell me 'NaN'.

**Example input:**

General Procedure for the Preparation of Products. [Ni2(iPr2Im)4(μ-COD)] (0.1 mmol, 83 mg), CsF (2 mmol, 304mg), Ar-Bneop (2 mmol), fluoroarene, and toluene (10 mL) were added to a Schlenk tube equipped with a magnetic stirring bar. The reaction mixture was heated at 100 °C for 18 h, and after that H2O (5 mL) was added. The product was extracted with EtOAc (3 × 20 mL), and then the combined organic layers were dried over Na2SO4 and filtered, and the volatiles were removed in vacuo. The product was purified by column chromatography on silica gel using hexane as the eluent. The solvent of the product-containing fraction of the eluent was evaporated in vacuo. The yields provided are based on Ar-Bneop. Spectroscopic Data of the Products. 2,3,4,5,6-Pentafluoro-1,1'-biphenyl (3aa). Following the general procedure, a white solid in 72% yield (351 mg) was obtained from C6F6 (4 mmol, 462 μL) and C6H5-Bneop (2 mmol, 380 mg). 2,3,4,5,6-Pentafluoro-4'-methyl-1,1'-biphenyl (3ab). Following the general procedure, a white solid in 76% yield (390 mg) was obtained from C6F6 (4 mmol, 462 μL) and 4-CH3-C6H4-Bneop (2 mmol, 408 mg).

**Example output:**

Yield	Reactant/Reagent	Solvent	Product
72% (351 mg)	C6F6(4 mmol, 462 μL),C6H5-Bneop(2 mmol, 380 mg),fluoroarene,[Ni2(iPr2Im)4(μ-COD)](0.1 mmol, 83 mg),CsF(2 mmol, 304 mg)	toluene(10 mL)	2,3,4,5,6-Pentafluoro-1,1'-biphenyl
76% (390 mg)	C6F6(4 mmol, 462 μL),4-CH3-C6H4-Bneop(2 mmol, 408 mg),fluoroarene,[Ni2(iPr2Im)4(μ-COD)](0.1 mmol, 83 mg),CsF(2 mmol, 304 mg)	toluene(10 mL)	2,3,4,5,6-Pentafluoro-4'-methyl-1,1'-biphenyl

Figure 5. The prompt, example input, and example output of chemical reaction information extraction task in Agent III.

We first introduce the testing dataset we have established. For the building of this benchmark, we collected 1940 chemical research papers from open-source literature platforms. We plot a word cloud in Fig. 6 to visualize the data distribution within this literature dataset.

Since the baseline aims to provide an equal evaluation for systems developed to address this task, we pre-processed the collected PDF research papers with OCR and the image/table identification and extraction pipeline (see the illustration in Fig. 2 and the discussions in Section II for details). This is to make sure the evaluation can better focus on the core documentary analysis part, i.e., eliminating the potential performance differences brought by different implementations of these peripheral preprocessing steps. The pre-processed data is available in the project's github repository.

We also performed manual labeling for the literature data. In total 17 randomly selected papers have been proofread and annotated by human chemists – all reaction-related information (e.g., yield, reactant, catalyst, solvent, and products

of a reaction) are manually collected. Note that we did not label all chemical literature in the dataset due to limited time and manpower in the chemical field. With the further investigation of our newly proposed research problem, we will continue the labeling as continual contributions to the community. The following evaluation is based on the 326 reaction information obtained from the textual description and image/table description in those selected papers.

Table I  
THE NUMBER OF CORRECT/EXTRACTED/TOTAL REACTIONS

	Correct data	Extracted data	Total data
Yield	236	256	326
Reactant	203	228	300
Solvent	227	247	326
Product	223	255	326

We start from the evaluation of data mining efficiency. With the focus on the yield, reactant, solvent, and products





Table III  
THE PRECISION, AVERAGE COST, AND AVERAGE SPEED OF MANUAL DATA COLLECTION AND OUR AGENT.

	Precision	Time Consumption per Reaction (second)	Cost per Reaction (USD)
Manual Data Collection	90.05%	288	1.41
AI Agent	87.45%	0.43	0.0025

students while requiring significantly less time and financial cost.

The framework’s ability to handle the unique challenges of chemical literature – particularly the pervasive use of coreferences and multimodal information presentation – represents a significant advancement in automated chemical data mining. This work establishes a foundation for building comprehensive reaction datasets from the vast repository of published chemical literature, potentially accelerating AI-assisted chemical synthesis research.

Future work can focus on several key directions. Expanding the evaluation dataset with more comprehensive manual annotations would strengthen validation across diverse chemical domains. Enhanced error detection and correction mechanisms could further improve extraction accuracy through cross-validation between agents or uncertainty quantification. The framework could be extended to handle additional reaction parameters such as temperature, pressure, and reaction time. Integration of domain-specific chemical knowledge bases could enhance understanding and resolve ambiguities. Advanced machine learning techniques such as active learning could be incorporated to continuously improve extraction performance with minimal human supervision. Additionally, developing real-time processing capabilities would allow integration with ongoing research workflows, enabling immediate data extraction as new literature becomes available. Cross-language support could expand the framework’s applicability to global chemical literature, while specialized handling of patent documents could unlock valuable proprietary reaction data. Finally, developing standardized evaluation metrics and benchmarks for chemical literature data mining would benefit the broader research community.

## REFERENCES

- [1] K. Chen, G. Chen, J. Li, Y. Huang, E. Wang, T. Hou, and P.-A. Heng, “MetaRF: attention-based random forest for reaction yield prediction with a few trails,” *Journal of Cheminformatics*, vol. 15, no. 1, pp. 1–12, 2023.
- [2] K. Chen, J. Li, K. Wang, Y. Du, J. Yu, J. Lu, G. Chen, L. Li, J. Qiu, Q. Fang *et al.*, “Towards an automatic ai agent for reaction condition recommendation in chemical synthesis,” *arXiv preprint arXiv:2311.10776*, 2023.
- [3] Z. Zheng, N. Rampal, T. J. Inizan, C. Borgs, J. T. Chayes, and O. M. Yaghi, “Large language models for reticular chemistry,” *Nature Reviews Materials*, pp. 1–13, 2025.
- [4] Y. Zimmermann, A. Bazgir, A. Al-Feghali, M. Ansari, J. Bocarsly, L. C. Brinson, Y. Chiang, D. Circi, M.-H. Chiu, N. Daelman *et al.*, “34 examples of llm applications in materials science and chemistry: Towards automation, assistants, agents, and accelerated scientific discovery,” *arXiv preprint arXiv:2505.03049*, 2025.
- [5] Z. Zhao, D. Ma, L. Chen, L. Sun, Z. Li, Y. Xia, B. Chen, H. Xu, Z. Zhu, S. Zhu *et al.*, “Developing chemdfm as a large language foundation model for chemistry,” *Cell Reports Physical Science*, vol. 6, no. 4, 2025.
- [6] D. T. Ahneman, J. G. Estrada, S. Lin, S. D. Dreher, and A. G. Doyle, “Predicting reaction performance in c–n cross-coupling using machine learning,” *Science*, vol. 360, no. 6385, pp. 186–190, 2018.
- [7] D. Perera, J. W. Tucker, S. Brahmabhatt, C. J. Helal, A. Chong, W. Farrell, P. Richardson, and N. W. Sach, “A platform for automated nanomole-scale reaction screening and micromole-scale synthesis in flow,” *Science*, vol. 359, no. 6374, pp. 429–434, 2018.
- [8] J.-M. Lu, H.-F. Wang, Q.-H. Guo, J.-W. Wang, T.-T. Li, K.-X. Chen, M.-T. Zhang, J.-B. Chen, Q.-N. Shi, Y. Huang *et al.*, “Robotized ai-assisted microfluidic photocatalytic synthesis and screening up to 10,000 reactions per day,” *Nature Communications*, vol. 15, no. 1, pp. 1–13, 2024.
- [9] J. Zhang, K. C. Tsui, H. Y. Lee, L. Aquili, K. H. Wong, E. Kocabicak, Y. Temel, Z. Lu, M.-L. Fung, A. Kalueff *et al.*, “Data mining approach to melatonin treatment in alzheimer’s disease: New gene targets mmp2 and nr3c1,” *International Journal of Molecular Sciences*, vol. 26, no. 1, p. 338, 2025.
- [10] M. Schilling-Wilhelmi, M. Ríos-García, S. Shabih, M. V. Gil, S. Miret, C. T. Koch, J. A. Márquez, and K. M. Jablonka, “From text to insight: large language models for chemical data extraction,” *Chemical Society Reviews*, 2025.
- [11] J. Guo, A. S. Ibanez-Lopez, H. Gao, V. Quach, C. W. Coley, K. F. Jensen, and R. Barzilay, “Automated chemical reaction extraction from scientific literature,” *Journal of chemical information and modeling*, vol. 62, no. 9, pp. 2035–2045, 2021.
- [12] H. Cui, Y. Du, Q. Yang, Y. Shao, and S. C. Liew, “LLMind: Orchestrating AI and IoT with LLMs for complex task execution,” *arXiv preprint arXiv:2312.09007*, 2023.
- [13] Y. Du, S. C. Liew, K. Chen, and Y. Shao, “The power of large language models for wireless communication system development: A case study on fpga platforms,” *arXiv preprint arXiv:2307.07319*, 2023.
- [14] P. Gooding, M. Terras, and C. Warwick, “The myth of the new: mass digitization, distant reading, and the future of the book,” *Literary and Linguistic Computing*, vol. 28, no. 4, pp. 629–639, 2013.
- [15] T. T. H. Nguyen, A. Jatowt, M. Coustaty, and A. Doucet, “Survey of post-ocr processing approaches,” *ACM Computing Surveys (CSUR)*, vol. 54, no. 6, pp. 1–37, 2021.
- [16] L. Wang, X. Long, Y. Du, X. Liu, K. Chen, and S. C. Liew, “Cellular-x: An llm-empowered cellular agent for efficient base station operations,” *arXiv preprint arXiv:2504.13190*, 2025.
- [17] V. S. Reddy, P. Kinnicutt, and R. Lee, “Text document clustering: the application of cluster analysis to textual document,” in *2016 International Conference on Computational Science and Computational Intelligence (CSCI)*. IEEE, 2016, pp. 1174–1179.
- [18] V. Fan, Y. Qian, A. Wang, A. Wang, C. W. Coley, and R. Barzilay, “Openchemie: An information extraction toolkit for chemistry literature,” *Journal of Chemical Information and Modeling*, vol. 64, no. 14, pp. 5521–5534, 2024.
- [19] A. Ehnborn and J. A. Gladysz, “Gyroscopes and the chemical literature, 2002–2020: approaches to a nascent family of molecular devices,” *Chemical Reviews*, vol. 121, no. 7, pp. 3701–3750, 2021.
- [20] P. Chan, T. Van Gerven, J.-L. Dubois, and K. Bernaerts, “Virtual chemical laboratories: A systematic literature review of research, technologies and instructional design,” *Computers and Education Open*, vol. 2, p. 100053, 2021.