

# ConVQG: Contrastive Visual Question Generation with Multimodal Guidance

Li Mi\*, Syrielle Montariol\*, Javiera Castillo-Navarro\*, Xianjie Dai,  
Antoine Bosselut and Devis Tuia

EPFL, Switzerland  
{li.mi, antoine.bosselut, devis.tuia}@epfl.ch

## Abstract

Asking questions about visual environments is a crucial way for intelligent agents to understand rich multi-faceted scenes, raising the importance of Visual Question Generation (VQG) systems. Apart from being grounded to the image, existing VQG systems can use textual constraints, such as expected answers or knowledge triplets, to generate focused questions. These constraints allow VQG systems to specify the question content or leverage external commonsense knowledge that can not be obtained from the image content only. However, generating focused questions using textual constraints while enforcing a high relevance to the image content remains a challenge, as VQG systems often ignore one or both forms of grounding. In this work, we propose Contrastive Visual Question Generation (ConVQG), a method using a dual contrastive objective to discriminate questions generated using both modalities from those based on a single one. Experiments on both knowledge-aware and standard VQG benchmarks demonstrate that ConVQG outperforms the state-of-the-art methods and generates image-grounded, text-guided, and knowledge-rich questions. Our human evaluation results also show preference for ConVQG questions compared to non-contrastive baselines.

## Introduction

Modern intelligent agents, like chatbots and dialog systems (Ouyang et al. 2022), nowadays achieve (almost) human conversational skills, thanks to the development of large language models (Brown et al. 2020). With the advances in vision-language research, we are now leaning towards visual dialog systems (Das et al. 2017; OpenAI 2023), which should be able to understand and interpret visual scenes and at the same time communicate with users. In this context, they should not only be able to provide answers but also be aware of what they do not know and request complementary information by asking questions about visual content.

Consequently, Visual Question Generation (VQG, (Krishna, Bernstein, and Fei-Fei 2019; Zhang et al. 2017)) becomes a rising area at the intersection of computer vision and natural language processing. VQG agents aim to generate meaningful and engaging questions for visual stimuli such as images. These images often depict multi-faceted

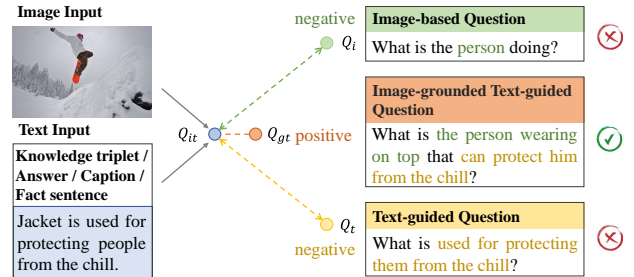


Figure 1: ConVQG at a glance. An image and a text input are processed through a multimodal module, leading to the embedding  $Q_{it}$ . Pre-trained modules (detailed in Fig. 2) produce image-only and text-only question embeddings ( $Q_i$  and  $Q_t$ ). A contrastive loss is then optimized to make  $Q_{it}$  close to the real question embedding  $Q_{gt}$  and far from the single modality ones. By design, ConVQG generates questions that are image-grounded (in green) and that meet the requirements of the text constraint (in yellow).

scenes, with many salient elements that can be elaborated upon by asking focused questions.

Early VQG systems tend to generate generic questions not exploiting the rich semantic content of the specific images. For example, the question “*What is the person doing?*” can be asked for any image containing a person. To make the question more focused, existing VQG systems exploit textual constraints, such as expected answers or knowledge triplets, as guidance. However, generating questions that are guided by a textual constraint while enforcing high relevance to the image content remains a challenge, since VQG systems often ignore one or both forms of grounding.

To tackle these challenges, we propose **Contrastive Visual Question Generation (ConVQG)**, a system that generates questions that (1) are based on details unique to a specific image, and (2) can be controlled using text to focus on specific objects, actions or concepts. To achieve that, the proposed method uses two modality-specific contrastive objectives to guide the generation of the question. The image contrastive objective drives the question away from a question generated using the image alone. The text contrastive objective drives the question away from one generated using only the textual constraint, enforcing more specific descriptions

\*These authors contributed equally.

of the image while providing explicit control over the diversification of the generated questions. The textual constraint format is highly flexible; it can come from the answer to the question, a caption describing the image, or a knowledge triplet associated with an object or an action in the image. The latter, in particular, allows the model to enrich the generated question with image-grounded commonsense knowledge. These elements are found in existing public visual question-answering and question-generation datasets. Together, the two contrastive objectives allow the model to generate a diversified, rich and image-specific set of questions following textual constraints.

Through extensive experiments in standard and knowledge-aware VQG benchmarks, we show that ConVQG consistently outperforms state-of-the-art methods while providing flexibility regarding the type of textual constraints that can be used (answer, knowledge triplet or caption). Additionally, we perform a human evaluation using Amazon Mechanical Turk that shows the effectiveness of the contrastive learning objective to provide image-grounded and text-guided questions.

## Related Works

**Visual Question Generation.** VQG is a particular case of question generation where the goal is to create one or several questions about a given image (Zhang et al. 2017). Early VQG approaches focused on rules or template-based techniques (Vijayakumar et al. 2016; Geman et al. 2015). With the rise of neural networks, VQG was formulated as an image-to-sequence problem, designing an image encoder followed by a decoder to generate questions in natural language (Ren, Kiros, and Zemel 2015; Mostafazadeh et al. 2016; Li et al. 2018; Patro et al. 2018). However, these approaches often lead to poorly image-grounded and generic questions (Xie et al. 2022; Krishna, Bernstein, and Fei-Fei 2019). To avoid generic questions, *text-guided VQG* has emerged, providing systems some guidance to obtain questions with specific properties. The constraint can be either the expected answer (Xu et al. 2020; Xie et al. 2021), a question type (Krishna, Bernstein, and Fei-Fei 2019), specific parts of the image (Vedd et al. 2022) or some external knowledge (Uehara and Harada 2023). In this work, we propose a VQG method to generate questions guided by text inputs (e.g., a knowledge triplet or the expected answer), which, together with our learning objective, ensures that the generated question is image-grounded and knowledge-aware.

**Contrastive Learning (CL).** The core idea of CL is learning by comparing. Given an anchor, CL defines a positive and a negative distribution, such that samples from the positive distribution (similar inputs) will be pulled together in the latent space while negative samples (dissimilar ones) will be pushed apart. CL has shown impressive performances on self-supervised and supervised learning in computer vision (Chen et al. 2020a; He et al. 2020; Khosla et al. 2020); natural language processing (Oord, Li, and Vinyals 2018; Klein and Nabi 2021), and audio processing (Saeed, Grangier, and Zeghidour 2021) applications. More recently, CL has shown remarkable results for multimodal embedding

alignment in vision-language tasks (Radford et al. 2021; Jia et al. 2021). Indeed, contrastive objectives can be exploited to align representations of data pairs from different modalities (e.g., an image and its textual description). In this work, we leverage a contrastive objective to generate questions that consider visual and textual information together by learning a more distinguishable multimodal text-image joint representation from any single modality representation.

**Vision-Language Pretraining (VLP).** Benefiting from the success of language model pre-training (Devlin et al. 2018; Raffel et al. 2020; Brown et al. 2020) and the recent development of model architectures in the communities (Dosovitskiy et al. 2021), VLP boosts a large amount of vision-language tasks by providing a powerful vision-language joint representation (Gan et al. 2022; Chen et al. 2023). Those representations are usually pre-trained on large-scale datasets (Schuhmann et al. 2021; Lin et al. 2014) using simple objectives such as masked language modelling (Devlin et al. 2018), text-image matching (Radford et al. 2021; Jia et al. 2021) or masked image modelling (Chen et al. 2020b) and can be fine-tuned for various downstream vision-language tasks (e.g., text-image retrieval (Kiros, Salakhutdinov, and Zemel 2014), image captioning (Anderson et al. 2018), visual question answering (Antol et al. 2015)). In this paper, we build our baseline upon one of these models, BLIP (Li et al. 2022), for the powerful abilities provided by VLP. The proposed contrastive objectives serve as one way of tuning models for more readily accessing knowledge, while also distinguishing pure language commonsense from image-grounded ones.

## Contrastive Visual Question Generation

This section introduces our proposed visual question generation method, ConVQG, illustrated in Fig. 2. In a nutshell, ConVQG is based on a multimodal encoder-decoder framework, trained in a contrastive way. The multimodal feature is contrasted against negative pairs obtained from single-modality generators to ensure that the generated question can not be obtained from a single modality alone.

### Problem Definition

Given an image  $i$ , VQG aims at generating a reasonable and pertinent question  $q$ . On top of this, the question should meet a given requirement (e.g., reflecting constraints expressed by knowledge triplets or resulting in a given answer), which can be expressed as a text constraint  $t$ . The problem is solved by a multi-modal question generation model  $p(q|i, t)$ , which embeds image and text into a joint embedding and decodes a question based on image content and text constraints.

### Architecture

ConVQG is built based on BLIP (Li et al. 2022), which is a large-scale vision-language pre-training pipeline consisting of an image encoder, a text encoder and a text decoder. Nevertheless, our proposed contrastive method can be used with any vision-language model.

**Image Encoder.** The image encoder is a vision transformer (ViT) (Dosovitskiy et al. 2021). It receives an image  $i$  as

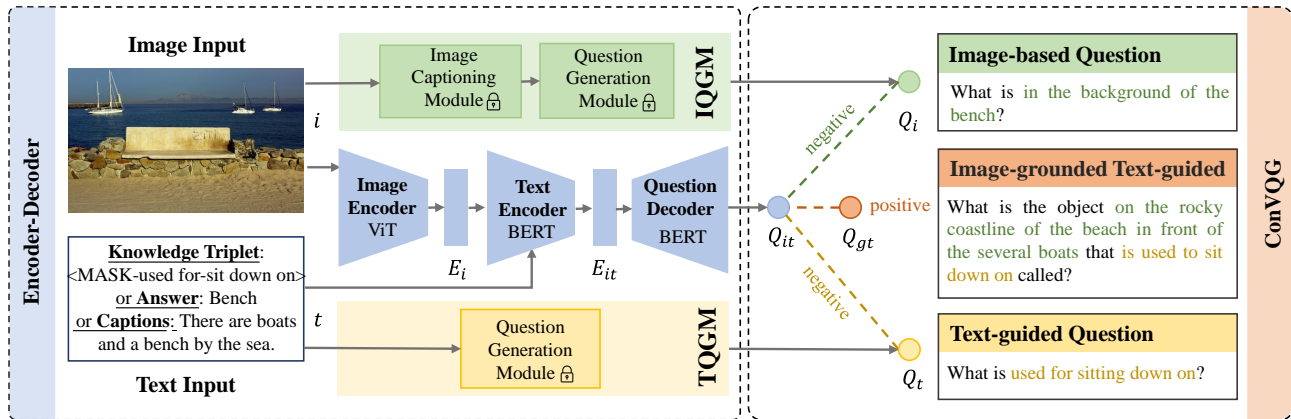


Figure 2: Pipeline of the ConVQG method. During training, an encoder-decoder VQG framework is powered by two additional branches for image-based question generation (IQGM) and text-based question generation (TQGM) (left part, the locker icon means the model is frozen). Then, contrastive losses discriminate image-text joint embeddings with the one from single modality only (right part). During inference, only the encoder-decoder framework is activated.

input, splits it into patches, and then feeds them into a transformer encoder (Vaswani et al. 2017) to output a sequence of embeddings  $E_i$ :  $E_i = \text{ViT}(i)$ .

**Text Encoder.** The text encoder of ConVQG is a variation of the BERT model (Devlin et al. 2018) augmented with additional cross-attention layers at each transformer block to inject visual information into the text encoder. In this way, the text encoder takes as input both the image feature  $E_i$  learned by the image encoder and some text  $t$  constraining the question to be generated. Such text constraint can take various forms: a knowledge triplet (e.g.,  $\langle \text{MASK-used for-sit down on} \rangle$ ),<sup>1</sup> a potential answer (e.g., *bench*), or any other information about the question or the image. They are formulated in natural language  $t'$  (shown in supplementary materials). The output of the text encoder is regarded as a joint embedding of the image and text information  $E_{it}$ . The text encoder can be formulated as:  $E_{it} = \text{BERT}_{\text{encoder}}(t', E_i)$ .

**Question Decoder.** The ConVQG question decoder is analogous to the text decoder from BLIP. Essentially, it is a BERT model which replaces the bi-directional self-attention layers with causal self-attention ones. Thus, the inputs to the question decoder are the image-grounded text features learned by the text encoder while the output is the question embedding:  $Q_{it} = \text{BERT}_{\text{decoder}}(E_{it})$ .

### Contrastive Learning for VQG

A contrastive learning objective is proposed to generate the question based on both image and text information. The basic idea is that joint embeddings of images and text are supposed to be closer to the embeddings of the question annotations (i.e., the ground truth) while being different from those extracted from unimodal models considering the image (IQGM) or text (TQGM) in isolation.

**Image-based Question Generation Module (IQGM).** To generate questions based solely on visual information, we

first use an image captioning model (Cap) from BLIP to generate captions based on the image content. Then we use a question generation model (Ushio, Alva-Manchego, and Camacho-Collados 2022) (QG) to generate questions based on these captions. Finally, the generated questions are sent to a sentence-BERT model (Reimers and Gurevych 2019) to obtain the image-based question embeddings  $Q_i$ . The models are pre-trained. The IQGM can be denoted as Eq. (1):

$$Q_i = \text{sBERT}(\text{QG}(\text{Cap}(i))). \quad (1)$$

**Text-based Question Generation Module (TQGM).** The TQGM uses the same pre-trained question generation model (Ushio, Alva-Manchego, and Camacho-Collados 2022) (QG) as the IQGM, generating questions from the textual input processed as a sentence ( $t'$ ). Then, the same sentence-BERT (Reimers and Gurevych 2019) model is used to embed the text-based question:

$$Q_t = \text{sBERT}(\text{QG}(t')). \quad (2)$$

**Contrastive Losses for VQG.** To ensure VQG focuses both on image and text information, we propose a CL objective. With IQGM and TQGM, we obtain questions that are based only on visual information and text constraints respectively. Then we propose two contrastive losses, one on the image and one on the text. The image contrastive loss  $CL_{img}$  enforces the L2-norm between the embedding generated by the IQGM,  $Q_{it}$ , and the embedding of the ground truth  $Q_{gt}$ , by the same sentence-BERT model, to be closer than the L2-norm between  $Q_{it}$  and the image-only question embedding  $Q_i$  by a margin  $m$ :

$$CL_{img} = \max(\|Q_{it} - Q_{gt}\|_2 - \|Q_{it} - Q_i\|_2 + m, 0). \quad (3)$$

The text-contrastive loss  $CL_{txt}$  is analogous, using the embedding of the text-only model  $Q_t$  as negative signal:

$$CL_{txt} = \max(\|Q_{it} - Q_{gt}\|_2 - \|Q_{it} - Q_t\|_2 + m, 0). \quad (4)$$

Then, the contrastive loss can be formulated as a weighted sum of  $CL_{txt}$  and  $CL_{img}$  with a parameter  $\alpha$ :

$$CL = \alpha CL_{txt} + (1 - \alpha) CL_{img}. \quad (5)$$

<sup>1</sup>Here, the MASK token replaces the answer to the question

Finally, the  $CL$  loss is combined with a cross-entropy loss  $CEL$  between predicted question embeddings and ground truth questions to ensure sufficient information from single modalities. The final loss of the ConVQG model can be represented as:

$$Loss = (\beta CL + CEL)/2, \quad (6)$$

where  $\beta$  is a parameter that can be fixed or tuned; it balances the contributions of the contrastive loss and the cross-entropy loss. In the Results section, we perform experiments to analyse the impact of these hyper-parameters.

**Training and inference.** IQGM and TQGM are auxiliary, frozen modules. Therefore, the trainable components of ConVQG are only the image and text encoders of the multimodal branch, as well as the text decoder. At inference time, IQGM and TQGM are dropped, and only the multimodal encoder-decoder is used to obtain the question embedding  $Q_{it}$ . Then we use beam search, as in the sentence generator from BLIP, to decode the final question from  $Q_{it}$ .

## Experimental Setup

We compare ConVQG with several methods from the literature, considering different forms of *text inputs*. In this section, we describe the datasets, metrics and the experimental settings that we used for training and evaluation.

### Datasets

We evaluate our VQG method on three public datasets: a knowledge-aware benchmark (K-VQG) and two standard VQG benchmarks (VQA 2.0 and VQG COCO).

**K-VQG**<sup>2</sup> (Uehara and Harada 2023) is a knowledge-aware VQG dataset. It is a large-scale, humanly annotated dataset, where image-grounded questions are tied to structured knowledge (knowledge triplets). Each sample consists of an image, a question, an answer, and a knowledge triplet. K-VQG contains  $\sim 13K$  images and  $\sim 16K$  (question, answer) pairs, related to  $\sim 6K$  knowledge triplets.

**VQA 2.0**<sup>3</sup> (Goyal et al. 2017) with more than 1M (image, question, answer) triplets, it is the largest and most commonly used dataset for VQG evaluation. Images come from the COCO dataset (Lin et al. 2014), and three (question, answer) pairs were collected per image. In our experiments, we consider two versions of this dataset: VQA 2.0 small (Xu et al. 2020), containing  $\sim 80K$  images and  $\sim 200K$  (question, answer) pairs; and VQA 2.0 large (Krishna, Bernstein, and Fei-Fei 2019), which count  $\sim 120K$  and  $\sim 470K$ , respectively.

**VQG COCO**<sup>4</sup> (Mostafazadeh et al. 2016) was created to generate natural and engaging questions for images. It contains 2500 training images, 1250 validation images, and 1250 testing images. Each image contains five natural questions and five ground truth captions. Different from the other two datasets, the answers are not always provided.

<sup>2</sup><https://uehara-mech.github.io/kvqg>

<sup>3</sup><https://visualqa.org/download.html>

<sup>4</sup><https://www.microsoft.com/en-us/download/details.aspx?id=53670>

## Evaluation Metrics

**Numerical metrics.** We use a variety of language generation metrics for evaluation: BLEU (Papineni et al. 2002), METEOR (Denkowski and Lavie 2014) and CIDEr (Vedantam, Lawrence Zitnick, and Parikh 2015). They assess the conformity between questions generated by a model and ground truth questions. CIDEr, a TF-IDF-based metric, is the closest to human evaluation for image description compared to the other metrics (Vedantam, Lawrence Zitnick, and Parikh 2015). Additional information on how these metrics are computed can be found in the supplementary material. Similarly to most work in the literature (Chen et al. 2015; Xie et al. 2021), we use the `pycocoevalcap` package<sup>5</sup> for computing the metrics.

**Human evaluation.** We use Amazon Mechanical Turk to assess the quality of *model-generated* questions, asking workers to express their preferences about 500 examples extracted from the K-VQG test set. Annotators must choose which of the two questions is better according to two criteria: (1) *grounding to the knowledge triplet*, and (2) *grounding to the image*. They also can indicate when none of the two questions is considered better if they consider that their similarity is too high to make a meaningful choice. Additional details on the sample selection, the human evaluation process, and the instructions and examples given to the workers can be found in the supplementary material.

## Experimental Framework

Following BLIP, the image encoder is a ViT-B/16, *i.e.*, a ViT architecture with 12 attention heads, 12 hidden layers, and images divided into  $16 \times 16$  patches. The text encoder and the question decoder are BERT<sub>base</sub> models, *i.e.*, transformer encoder with 12 attention heads and 12 hidden layers. We initialize the encoder-decoder architecture with the corresponding pre-trained modules from BLIP (Li et al. 2022). Since all BLIP models are publicly available,<sup>6</sup> we choose the “BLIP w/ ViT-B and CapFilt-L” checkpoint for initialization. This model was pre-trained on 129M noisy image-text pairs using CapFilt-L, a captioning and filtering method.

Training was done on six NVIDIA A100-SXM4-40GB with a batch size of 24 each (VQA 2.0 dataset) and four NVIDIA V100-SXM2-32GB with a batch size of 16 each (K-VQG dataset, VQG-COCO dataset). The number of epochs varies depending on the dataset (10 for VQA 2.0, 5 for K-VQG, 5 for VQG-COCO). The starting learning rate is  $2e-5$  with a weight decay of 0.05.

## Results

In this section, we report the VQG results including quantitative, qualitative and human evaluation results. We compare ConVQG with several systems from the literature. For the sake of space, we report here only a subset of results from the literature. Additional results and descriptions of the competing methods can be found in the supplementary material.

<sup>5</sup><https://pypi.org/project/pycocoevalcap/>

<sup>6</sup><https://github.com/salesforce/BLIP>

<i>Text constraint</i>	<i>Method</i>	BLEU-4	METEOR	CIDEr
Answer	IM-VQG	12.37	16.65	0.39
	<b>ConVQG<sub>IT</sub></b>	<b>14.30</b>	<b>18.67</b>	<b>0.78</b>
Knowledge Triplet	K-VQG	18.84	<b>22.79</b>	1.31
	<b>ConVQG<sub>IT</sub></b>	<b>20.01</b>	22.66	<b>1.53</b>

Table 1: Results on the K-VQG dataset. The results of IM-VQG are reproduced based on the official code. The results of KVQG are taken from the respective paper.<sup>7</sup>

<i>Test set</i>	<i>Method</i>	BLEU-4	METEOR	CIDEr
Small	IVQA	23.9	<b>35.7</b>	1.84
	IM-VQG	24.8	26.3	1.94
	iQAN	27.1	26.8	2.09
	Radial-GCN	27.9	27.1	2.10
	MOAG	28.1	27.8	2.39
	<b>ConVQG<sub>IT</sub></b>	<b>33.1</b>	30.0	<b>2.79</b>
Large	C3VQG	10.0	13.6	0.47
	IM-VQG	16.3	20.6	0.94
	<b>ConVQG<sub>IT</sub></b>	<b>22.4</b>	<b>21.8</b>	<b>1.78</b>

Table 2: Results on the VQA 2.0 test sets. The results of the competing methods are taken from the respective papers.<sup>8</sup>

## Results on VQG Benchmarks

We train ConVQG on three datasets, with different types of text inputs: knowledge triplets, answers and captions.

**Knowledge triplet.** Results are reported in Table 1 using the K-VQG dataset (row block *Knowledge Triplet*), with masking the answers as in (Uehara and Harada 2023). ConVQG<sub>IT</sub> outperforms K-VQG (Uehara and Harada 2023) by 1.17% on BLEU-4 and 0.22 points on CIDEr, and has a slightly lower METEOR score (0.13% difference).

**Answer.** On the K-VQG dataset, answers can also be used as constraints. In Table 1 (row block *Answer*), ConVQG<sub>IT</sub> shows an improvement of 1.93% on BLEU-4, 2.02% on METEOR and 0.39 points on CIDEr, with respect to the baseline method. On the VQA 2.0 dataset, samples consist of image, question, answer with no other additional sources of knowledge. Only the answer can be used as a text constraint. Results on the VQA 2.0 dataset, large and small versions, are presented in Table 2. On the VQA 2.0 small, ConVQG<sub>IT</sub> leads to better performances for all the evaluation metrics. The improvement on CIDEr (0.40 points) demonstrates that the generated questions become semantically similar to ground truth annotations. On VQA 2.0 large, ConVQG<sub>IT</sub> shows large improvements as well. Indeed, BLEU-4, METEOR, and CIDEr increased by 6.1%,

<sup>8</sup>IM-VQG (Krishna, Bernstein, and Fei-Fei 2019), K-VQG (Uehara and Harada 2023)

<sup>8</sup>IVQA (Liu et al. 2018), IM-VQG (Krishna, Bernstein, and Fei-Fei 2019), iQAN (Li et al. 2018), Radial-GCN (Xu et al. 2020), MOAG (Xie et al. 2021), C3VQG (Uppal et al. 2021)

<i>Method</i>	BLEU-1	METEOR	CIDEr
MDN	36.0	23.4	0.51
MC-BMN	40.7	22.6	0.50
<b>ConVQG<sub>IT</sub>*</b>	<b>50.2</b>	<b>26.4</b>	<b>0.56</b>

Table 3: Results on VQG-COCO, using captions as text constraint. We report BLEU-1 instead of BLEU-4 to be consistent with the comparison methods. The results for the competing methods are taken from the respective papers.<sup>9</sup>

1.2%, and 0.84 points, respectively, with respect to SOTA approaches.

**Caption.** On the VQG-COCO dataset, there are no answers nor additional knowledge associated with questions, but captions are used as text inputs. We distinguish ConVQG<sub>IT</sub>\* from ConVQG<sub>IT</sub> because when captions are used as text constraints, the captioning step (Cap) is skipped and questions generated by IQGM and TQGM are the same. Results show improvements among all metrics compared with the state-of-the-art methods. Compared with MC-BMN (Patro et al. 2020), BLEU-1, METEOR and CIDEr increase 9.5%, 3.8% and 0.06 points respectively (see Table 3).

## Ablation Study

In this section, we perform ablation studies to evaluate the contribution of each of the contrastive objectives. To this end, we distinguish four versions of our ConVQG model:

1. **ConVQG<sub>B</sub>** is our baseline model, consisting of the multimodal encoder-decoder, without the contrastive modules, trained with cross-entropy loss.
2. **ConVQG<sub>I</sub>** adds the IQGM module and the image contrastive loss in Eq. (3) to the baseline model.
3. **ConVQG<sub>T</sub>** adds the TQGM module and the text contrastive loss in Eq. (4) to the baseline model.
4. **ConVQG<sub>IT</sub>** is the full model as shown in Fig. 2, that optimizes the final loss in Eq. (6).

Looking at the performance of ConVQG with some of its components deactivated (Table 4), we see that even the contrastive models using only the image (ConVQG<sub>I</sub>) or text (ConVQG<sub>T</sub>) contrastive module outperform the encoder-decoder baseline in all cases but one. For both cases, ConVQG<sub>IT</sub> works better than ConVQG<sub>B</sub>, ConVQG<sub>I</sub> and ConVQG<sub>T</sub>, especially for answers as inputs. ConVQG<sub>IT</sub> outperforms ConVQG<sub>B</sub> for 1.35%, 0.89% and 0.14 points on BLEU-4, METEOR and CIDEr respectively.

## Parameter Analysis

In the proposed ConVQG method, there are three core parameters:  $\alpha$  (Eq. (5)),  $\beta$  (Eq. (6)), both balancing the different parts of the loss and the margin  $m$  (Eq. (3) and (4)). We vary their values and test their impact on ConVQG<sub>IT</sub> on the K-VQG dataset. Results are reported in Table 5.

All in all, these results show that ConVQG is robust to the model hyper-parameters since very small performance variations are observed. Linear  $\beta$  outperforms fixed  $\beta$  values,

<sup>9</sup>MDN (Patro et al. 2018), MC-BMN (Patro et al. 2020)



<b>Text Input</b>	Carrot is a [MASK].	[MASK] is used to sit for a bit.	[MASK] is used for moving across water.
<b>Image-based Question</b>	What is being prepared to be made in the kitchen?	Where is the train stopping at?	What is behind boats near the city of London?
<b>Text-based Question</b>	What is carrot?	What is used to sit for a bit?	What is used for moving across water?
<b>GT Question</b>	What <b>food group</b> does the <b>orange food belong</b> to?	What is the name of the object which <b>people may choose to sit on</b> while waiting for public transportation?	What <b>vehicle type</b> is used to aid people in <b>moving across the water</b> without getting wet?
<b>ConVQG<sub>B</sub></b>	What can the <b>orange object</b> that in on the cutting board <b>be used for</b> ?	What is the object <b>outside</b> that is used to sit on for a bit?	What is the object in the water <b>that is used for moving across the water</b> ?
<b>ConVQG<sub>IT</sub></b>	What <b>food group</b> does the <b>orange food</b> on the cutting board <b>belong to</b> ?	What is the object <b>on the side of the road</b> that is used to sit on for a bit?	What kind of vehicle placed in the river and is used to moving across water?

Figure 3: Examples from K-VQG dataset with knowledge triplets as inputs. In the text, green color denotes the sequence that is related to image content, while yellow color denotes the information related to the text input. Red color indicates wrong expressions, not related to the image nor the text input. Note: the raw input/output of the model is reported, without correcting grammar or syntax errors made by the generative model.

Text constraint	Method	BLEU-4	METEOR	CIDEr
Answer	ConVQG <sub>B</sub>	12.95	17.78	0.64
	ConVQG <sub>I</sub>	13.95	18.33	0.75
	ConVQG <sub>T</sub>	13.97	18.03	0.70
	ConVQG <sub>IT</sub>	<b>14.30</b>	<b>18.67</b>	<b>0.78</b>
Knowledge Triplet	ConVQG <sub>B</sub>	18.33	21.47	1.31
	ConVQG <sub>I</sub>	19.00	21.91	1.38
	ConVQG <sub>T</sub>	19.11	20.65	1.39
	ConVQG <sub>IT</sub>	<b>20.01</b>	<b>22.66</b>	<b>1.53</b>

Table 4: Ablation studies on K-VQG dataset.

indicating that the contribution of the contrastive loss varies during training.  $\alpha$  balances the relative contribution of image contrastive and text contrastive modules, which might vary depending on the dataset and how informative the text constraints are with respect to the image content. For  $m$ , metrics are relatively stable, especially for METEOR (max change 0.12%) and CIDEr (max change 0.01 points).

### Qualitative Results

Fig. 3 shows generated questions on the K-VQG dataset. For each example, image and text inputs are displayed. Row *Image-based question* corresponds to the question generated by IQGM, while *Text-based question* is the result obtained by TQGM. We compare questions generated by the proposed ConVQG<sub>IT</sub> with the outputs of the baseline without contrastive learning (ConVQG<sub>B</sub>) and the annotations.

Comparing the questions generated by the ConVQG versions against the ground truth questions, we observe the following: first, ConVQG<sub>IT</sub> is able to constrain the question context according to the text inputs more precisely. For example, with the text constraint *Carrot is a [Mask]*, the VQG

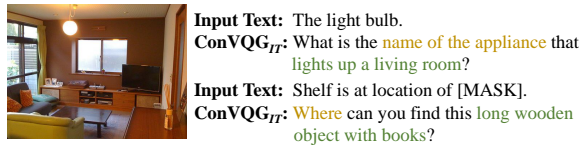
Param.	Value	BLUE-4	METEOR	CIDEr
$\alpha$	0.2	<b>20.01</b>	<b>22.66</b>	<b>1.53</b>
	0.5	19.90	22.60	1.52
	0.8	19.79	22.56	1.52
$\beta$	10	19.80	22.55	1.52
	100	19.74	22.39	1.51
	Linear	<b>20.01</b>	<b>22.66</b>	<b>1.53</b>
$m$	0.2	19.89	<b>22.66</b>	<b>1.53</b>
	0.5	<b>20.01</b>	<b>22.66</b>	<b>1.53</b>
	0.8	19.68	22.54	1.52

Table 5: Parameter analysis on K-VQG dataset.  $\alpha$  from Eq. (5),  $\beta$  from Eq. (6) and  $m$  from Eqs. (3) and (4). Linear means  $\beta$  changed linearly during training.<sup>10</sup>

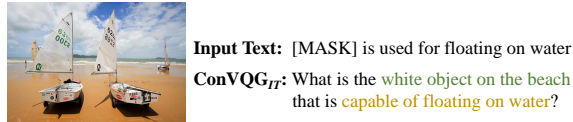
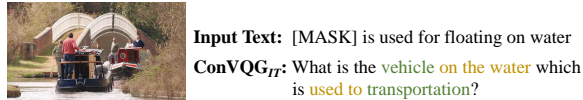
model is supposed to generate a question about the category or a general description of *Carrot*. The baseline method fails to understand the requirements behind the text input, while the proposed ConVQG<sub>IT</sub> generated a question that meets the constraint. Second, ConVQG<sub>IT</sub> provides more information based on both the visual scene (therefore referring to objects in the scene and their relationships) and the text context (formulated as a textual sentence). For instance, in the third example, ConVQG<sub>IT</sub> replaces *in the water* (ConVQG<sub>B</sub>) with a more precise generation of the image content (*vehicle placed in the river*). We also provide failure cases, the models sometimes add inappropriate descriptions of images (the middle column) or fail to constrain the question with the text (ConVQG<sub>B</sub> in the first column).

The ConVQG model can also be used in inference mode, where a single image and multiple knowledge triplets are

<sup>10</sup> $\beta$  is increased by a factor of 10 at each epoch, starting from  $\beta = 10$ .



(a) One image - different text inputs



(b) Different images - one text input

Figure 4: Question generation by ConVQG. Given the same image, it can generate different text-guided questions. Given the same text input, it can generate image-specific questions.

given as inputs and vice versa. We show examples of both usages in Figs. 4(a) and 4(b). **In the first case** (*One image - different text inputs*, Fig. 4(a)), the generated questions capture the different constraints provided by the text input. For example, with answer *The light bulb*, the model tries to describe it as *lights up a living room* and *has black and white stripes*. If the text input is changed to *Shelf is at a location of [Mask]*, then the model generates a question about the place and adds more information such as *long wooden object with books*. **In the second case**, if the model is given the same text and different images as inputs (*Different images - one text input*, Fig. 4(b)), ConVQG<sub>IT</sub> generates image-grounded questions by finding unique image content. In the top example, ConVQG uses the words *vehicle* and *transportation* in the question, showing general understanding provided by the visual cue of people traveling on the boats. In the bottom, the generated question contains the descriptions of the specific boats (*white object*) and of the visual scene (*on the beach*).

## Transfer Results

To demonstrate the generalization ability of ConVQG, we test it in a transfer setting: we train it on the K-VQG dataset and test it on the FVQA (Wang et al. 2017) dataset without further training. FVQA was created for fact-based visual question answering. For each question-answer pair, a fact sentence is provided to clarify the possible commonsense to answer the question, which is used as a text constraint for our transfer settings. Fig. 5 illustrates this experiment. Compared with annotations, the question generated by ConVQG can be grounded to both image and text, which indicates the effectiveness of the contrastive objectives. Quantitative results can be found in supplementary materials.

## Human Evaluation Results

In this section, we report the results of the human evaluation performed on Amazon Mechanical Turk, on K-VQG test set.

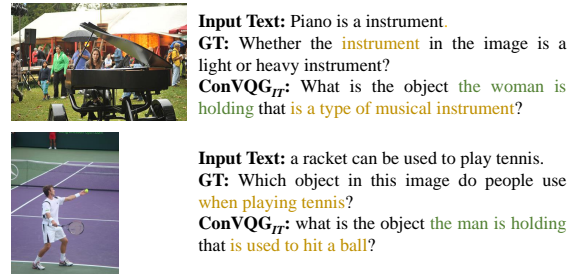


Figure 5: Transfer results on the FVQA dataset.

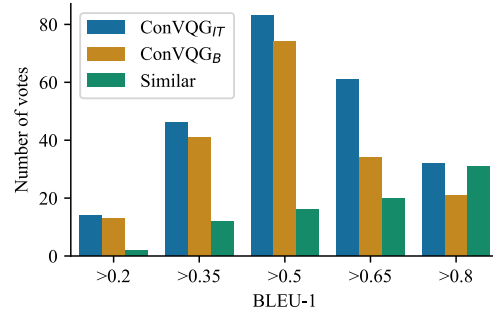


Figure 6: Histogram of human preference by similarity between the two questions, computed using BLEU-1 score.

Among the 500 annotated question pairs, the question generated by ConVQG<sub>IT</sub> was preferred 236 times; ConVQG<sub>B</sub> was preferred 183 times; the option “Similar” was chosen 81 times. We compute the similarity between the two questions using the BLEU-1 score. A histogram of the proportion of each of the three choices by degree of similarity between the questions can be found in Fig. 6. The proportion of the “Similar” option chosen by the annotators increases with the similarity between the questions, which is a good way to verify the ability of the workers to correctly tackle the task. Moreover, the contrastive model ConVQG<sub>IT</sub> is systematically chosen more often than the baseline model, demonstrating the human preference towards the proposed system.

## Conclusion

Asking questions in natural language is a fundamental step toward effective visual dialog systems. In this work, we propose contrastive VQG with multimodal guidance from the image content and textual constraints. ConVQG leverages two modality-specific contrastive objectives to guide the content of the question by driving it away from questions generated from single modalities. Our multimodal system allows to control the diversity of questions, and the simultaneous grounding in both modalities. Extensive experiments in standard and knowledge-aware benchmarks show that ConVQG outperforms state-of-the-art methods and has good transfer capacities to unseen datasets. Human evaluation demonstrates that humans prefer ConVQG-generated questions to non-contrastive baselines. These results show that the contrastive objective of ConVQG is key to generating diverse, knowledge-rich, and image-specific questions.

## Acknowledgements

We thank the anonymous reviewers for their constructive and thoughtful comments. We also thank Siran Li and Chang Xu for providing codes of baselines; Zeming Chen, Tianqing Fang, Debjit Paul and Valérie Zermatten for providing helpful feedback on earlier versions of this work. We acknowledge the support from CSC and the EPFL Science Seed Fund. AB also gratefully acknowledges the support of the Swiss National Science Foundation (No. 215390), Innosuisse (PFFS-21-29), the EPFL Center for Imaging, Sony Group Corporation, and the Allen Institute for AI.

## References

- Anderson, P.; He, X.; Buehler, C.; Teney, D.; Johnson, M.; Gould, S.; and Zhang, L. 2018. Bottom-up and top-down attention for image captioning and visual question answering. In *CVPR*, 6077–6086.
- Antol, S.; Agrawal, A.; Lu, J.; Mitchell, M.; Batra, D.; Zitnick, C. L.; and Parikh, D. 2015. VQA: Visual question answering. In *ICCV*, 2425–2433.
- Auer, S.; Bizer, C.; Kobilarov, G.; Lehmann, J.; Cyganiak, R.; and Ives, Z. 2007. Dbpedia: A nucleus for a web of open data. In *ISWC*, 722–735.
- Brown, T.; Mann, B.; Ryder, N.; Subbiah, M.; Kaplan, J. D.; Dhariwal, P.; Neelakantan, A.; Shyam, P.; Sastry, G.; Askell, A.; et al. 2020. Language models are few-shot learners. In *NeurIPS*, 1877–1901.
- Chen, F.-L.; Zhang, D.-Z.; Han, M.-L.; Chen, X.-Y.; Shi, J.; Xu, S.; and Xu, B. 2023. VLP: A survey on vision-language pre-training. *Machine Intelligence Research*, 20(1): 38–56.
- Chen, T.; Kornblith, S.; Norouzi, M.; and Hinton, G. 2020a. A simple framework for contrastive learning of visual representations. In *ICML*.
- Chen, X.; Fang, H.; Lin, T.-Y.; Vedantam, R.; Gupta, S.; Dollár, P.; and Zitnick, C. L. 2015. Microsoft COCO captions: Data collection and evaluation server. *arXiv preprint arXiv:1504.00325*.
- Chen, Y.-C.; Li, L.; Yu, L.; El Kholy, A.; Ahmed, F.; Gan, Z.; Cheng, Y.; and Liu, J. 2020b. UNITER: Universal image-text representation learning. In *ECCV*, 104–120.
- Das, A.; Kottur, S.; Gupta, K.; Singh, A.; Yadav, D.; Moura, J. M.; Parikh, D.; and Batra, D. 2017. Visual dialog. In *CVPR*, 326–335.
- Deng, J.; Dong, W.; Socher, R.; Li, L.-J.; Li, K.; and Fei-Fei, L. 2009. Imagenet: A large-scale hierarchical image database. In *CVPR*, 248–255.
- Denkowski, M.; and Lavie, A. 2014. Meteor universal: Language specific translation evaluation for any target language. In *WMT*, 376–380.
- Devlin, J.; Chang, M.-W.; Lee, K.; and Toutanova, K. 2018. BERT: Pre-training of deep bidirectional transformers for language understanding. *arXiv preprint arXiv:1810.04805*.
- Dosovitskiy, A.; Beyer, L.; Kolesnikov, A.; Weissenborn, D.; Zhai, X.; Unterthiner, T.; Dehghani, M.; Minderer, M.; Heigold, G.; Gelly, S.; et al. 2021. An image is worth 16x16 words: Transformers for image recognition at scale. In *ICLR*.
- Gan, Z.; Li, L.; Li, C.; Wang, L.; Liu, Z.; Gao, J.; et al. 2022. Vision-language pre-training: Basics, recent advances, and future trends. *Foundations and Trends® in Computer Graphics and Vision*, 14(3–4): 163–352.
- Geman, D.; Geman, S.; Hallonquist, N.; and Younes, L. 2015. Visual Turing test for computer vision systems. *Proceedings of the National Academy of Sciences*, 112(12): 3618–3623.
- Goyal, Y.; Khot, T.; Summers-Stay, D.; Batra, D.; and Parikh, D. 2017. Making the v in VQA matter: Elevating the role of image understanding in visual question answering. In *CVPR*, 6904–6913.
- He, K.; Fan, H.; Wu, Y.; Xie, S.; and Girshick, R. 2020. Momentum contrast for unsupervised visual representation learning. In *CVPR*, 9729–9738.
- Jain, U.; Zhang, Z.; and Schwing, A. G. 2017. Creativity: Generating diverse questions using variational autoencoders. In *CVPR*, 6485–6494.
- Jia, C.; Yang, Y.; Xia, Y.; Chen, Y.-T.; Parekh, Z.; Pham, H.; Le, Q.; Sung, Y.-H.; Li, Z.; and Duerig, T. 2021. Scaling up visual and vision-language representation learning with noisy text supervision. In *ICML*.
- Karpathy, A.; and Fei-Fei, L. 2015. Deep visual-semantic alignments for generating image descriptions. In *CVPR*, 3128–3137.
- Khosla, P.; Teterwak, P.; Wang, C.; Sarna, A.; Tian, Y.; Isola, P.; Maschinot, A.; Liu, C.; and Krishnan, D. 2020. Supervised contrastive learning. In *NeurIPS*, 18661–18673.
- Kiros, R.; Salakhutdinov, R.; and Zemel, R. S. 2014. Unifying visual-semantic embeddings with multimodal neural language models. *arXiv preprint arXiv:1411.2539*.
- Klein, T.; and Nabi, M. 2021. Attention-based contrastive learning for winograd schemas. In *EMNLP-Findings*, 2428–2434.
- Krishna, R.; Bernstein, M.; and Fei-Fei, L. 2019. Information maximizing visual question generation. In *CVPR*, 2008–2018.
- Li, J.; Li, D.; Xiong, C.; and Hoi, S. 2022. BLIP: Bootstrapping language-image pre-training for unified vision-language understanding and generation. In *ICML*.
- Li, Y.; Duan, N.; Zhou, B.; Chu, X.; Ouyang, W.; Wang, X.; and Zhou, M. 2018. Visual question generation as dual task of visual question answering. In *CVPR*, 6116–6124.
- Lin, C.-Y. 2004. Rouge: A package for automatic evaluation of summaries. In *Text summarization branches out*, 74–81.
- Lin, T.-Y.; Maire, M.; Belongie, S.; Hays, J.; Perona, P.; Ramanan, D.; Dollár, P.; and Zitnick, C. L. 2014. Microsoft COCO: Common objects in context. In *ECCV*, 740–755.
- Liu, F.; Xiang, T.; Hospedales, T. M.; Yang, W.; and Sun, C. 2018. Inverse visual question answering: A new benchmark and VQA diagnosis tool. *IEEE Transactions on Pattern Analysis and Machine Intelligence*, 42(2): 460–474.



- Mostafazadeh, N.; Misra, I.; Devlin, J.; Mitchell, M.; He, X.; and Vanderwende, L. 2016. Generating natural questions about an image. In *ACL*, 1802–1813.
- Oord, A. v. d.; Li, Y.; and Vinyals, O. 2018. Representation learning with contrastive predictive coding. *arXiv preprint arXiv:1807.03748*.
- OpenAI. 2023. GPT-4 Technical report. Technical report.
- Ouyang, L.; Wu, J.; Jiang, X.; Almeida, D.; Wainwright, C.; Mishkin, P.; Zhang, C.; Agarwal, S.; Slama, K.; Ray, A.; et al. 2022. Training language models to follow instructions with human feedback. In *NeurIPS*, 27730–27744.
- Papineni, K.; Roukos, S.; Ward, T.; and Zhu, W.-J. 2002. BLEU: A method for automatic evaluation of machine translation. In *ACL*, 311–318.
- Patro, B.; Kurmi, V.; Kumar, S.; and Namboodiri, V. 2020. Deep bayesian network for visual question generation. In *WACV*, 1566–1576.
- Patro, B. N.; Kumar, S.; Kurmi, V. K.; and Namboodiri, V. P. 2018. Multimodal differential network for visual question generation. In *EMNLP*, 4002–4012.
- Radford, A.; Kim, J. W.; Hallacy, C.; Ramesh, A.; Goh, G.; Agarwal, S.; Sastry, G.; Askell, A.; Mishkin, P.; Clark, J.; et al. 2021. Learning transferable visual models from natural language supervision. In *ICML*.
- Raffel, C.; Shazeer, N.; Roberts, A.; Lee, K.; Narang, S.; Matena, M.; Zhou, Y.; Li, W.; and Liu, P. J. 2020. Exploring the limits of transfer learning with a unified text-to-text transformer. *The Journal of Machine Learning Research*, 21(1): 5485–5551.
- Reimers, N.; and Gurevych, I. 2019. Sentence-BERT: Sentence embeddings using siamese BERT-networks. In *EMNLP-IJCNLP*, 3982–3992.
- Ren, M.; Kiros, R.; and Zemel, R. 2015. Exploring models and data for image question answering. In *NeurIPS*.
- Saeed, A.; Grangier, D.; and Zeghidour, N. 2021. Contrastive learning of general-purpose audio representations. In *ICASSP*, 3875–3879.
- Schuhmann, C.; Vencu, R.; Beaumont, R.; Kaczmarczyk, R.; Mullis, C.; Katta, A.; Coombes, T.; Jitsev, J.; and Komatsuzaki, A. 2021. LAION-400M: Open dataset of clip-filtered 400 million image-text pairs. *arXiv preprint arXiv:2111.02114*.
- Speer, R.; Chin, J.; and Havasi, C. 2017. ConceptNet 5.5: An open multilingual graph of general knowledge. In *AAAI*.
- Tandon, N.; De Melo, G.; Suchanek, F.; and Weikum, G. 2014. Webchild: Harvesting and organizing commonsense knowledge from the web. In *WSDM*, 523–532.
- Uehara, K.; and Harada, T. 2023. K-VQG: Knowledge-aware visual question generation for common-sense acquisition. In *WACV*, 4401–4409.
- Uppal, S.; Madan, A.; Bhagat, S.; Yu, Y.; and Shah, R. R. 2021. C3VQG: Category consistent cyclic visual question generation. In *ACM MM Asia*.
- Ushio, A.; Alva-Manchego, F.; and Camacho-Collados, J. 2022. Generative language models for paragraph-level question generation. In *EMNLP*, 670–688.
- Vaswani, A.; Shazeer, N.; Parmar, N.; Uszkoreit, J.; Jones, L.; Gomez, A. N.; Kaiser, Ł.; and Polosukhin, I. 2017. Attention is all you need. In *NeurIPS*.
- Vedantam, R.; Lawrence Zitnick, C.; and Parikh, D. 2015. CIDEr: Consensus-based image description evaluation. In *CVPR*, 4566–4575.
- Vedd, N.; Wang, Z.; Rei, M.; Miao, Y.; and Specia, L. 2022. Guiding visual question generation. In *ACL*, 1640–1654.
- Vijayakumar, A. K.; Cogswell, M.; Selvaraju, R. R.; Sun, Q.; Lee, S.; Crandall, D.; and Batra, D. 2016. Diverse beam search: Decoding diverse solutions from neural sequence models. *arXiv preprint arXiv:1610.02424*.
- Wang, P.; Wu, Q.; Shen, C.; Dick, A.; and Van Den Hengel, A. 2017. FVQA: Fact-based visual question answering. *IEEE transactions on pattern analysis and machine intelligence*, 40(10): 2413–2427.
- Xie, J.; Cai, Y.; Huang, Q.; and Wang, T. 2021. Multiple objects-aware visual question generation. In *ACM MM*, 4546–4554.
- Xie, J.; Fang, W.; Cai, Y.; Huang, Q.; and Li, Q. 2022. Knowledge-based visual question generation. *IEEE Transactions on Circuits and Systems for Video Technology*, 32(11): 7547–7558.
- Xu, K.; Ba, J.; Kiros, R.; Cho, K.; Courville, A.; Salakhudinov, R.; Zemel, R.; and Bengio, Y. 2015. Show, attend and tell: Neural image caption generation with visual attention. In *ICML*.
- Xu, X.; Song, J.; Lu, H.; He, L.; Yang, Y.; and Shen, F. 2018. Dual learning for visual question generation. In *ICME*.
- Xu, X.; Wang, T.; Yang, Y.; Hanjalic, A.; and Shen, H. T. 2020. Radial graph convolutional network for visual question generation. *IEEE Transactions on Neural Networks and Learning Systems*, 32(4): 1654–1667.
- Zhang, S.; Qu, L.; You, S.; Yang, Z.; and Zhang, J. 2017. Automatic generation of grounded visual questions. In *IJ-CAI*, 4235–4243.

## Supplementary Materials

### Datasets and Preprocessing

#### Datasets details

In this section, we introduce more details about the datasets used for the evaluation of ConVQG.

**K-VQG (Uehara and Harada 2023)** is a knowledge-aware VQG dataset. It is the first large, human-annotated dataset in which image-grounded questions are tied to structured knowledge. To build the dataset, knowledge triplets were collected from two sources: ConceptNet and ATOMIC<sub>20</sub>.

ConceptNet contains  $\sim 34$ M triples and 37 types of relations, which are not all well-suited for image description; therefore, only 15 types of relations were selected as suitable targets for image-grounded questions. ATOMIC<sub>20</sub> contains  $\sim 1$ M knowledge triplets, among which only physical-entity relations were retained for VQG. Both knowledge bases were then post-processed, giving a total of  $\sim 150$ K knowledge triplets as candidate knowledge for VQG.

The question collection for K-VQG dataset was performed using Amazon Mechanical Turk (MTurk). The workers were given an image, the bounding box of a target object in the image, the name of the target object, and a list of candidate knowledge triplets. The workers were then asked to write knowledge-aware questions for the image by first selecting an appropriate knowledge triplet and an entity of the knowledge triplet that would be the answer to the question. Finally, an independent phase of question validation was performed on MTurk to ensure the quality of the collected questions.

Each sample in the dataset consists of an image, a question, an answer, a knowledge triplet, and a bounding box of the question target. As a result, K-VQG contains 13648 images and 16098 pairs, related to 6084 knowledge triplets.

In our experiments, we use the same dataset splits as in the original paper.

**VQA 2.0 (Goyal et al. 2017)** is the most commonly used dataset for VQG evaluation (Krishna, Bernstein, and Fei-Fei 2019; Xie et al. 2021). In particular, VQA 2.0 builds on top of the VQA dataset, which contains 204K images from COCO, 614K free-form natural language questions (3 per image), and over 6M free-form concise answers (10 per question).

Despite the significant progress the VQA dataset enabled in the field, it has been shown that language carries strong priors that can result in good superficial performance (Goyal et al. 2017), even when models do not attend to the visual content. The questions and answers in VQA 2.0 have been carefully curated to alleviate these language biases. The idea is that for every (*image, question, answer*) triplet ( $I, Q, A$ ) in the VQA dataset, one can find an image  $I'$  (similar to  $I$ ) that results in an answer  $A'$  (different from  $A$ ) to the same question  $Q$ .

MTurk is used to collect human-annotated data in two steps: (i) finding the complementary images  $I'$ , and (ii) collecting answers to the complementary ( $I', Q$ ) image question pairs. Thus, the VQA 2.0 contains more than 1M (*im-*

*age, question, answer*) triples, being the largest dataset for VQG evaluation to date.

Works in the literature have used the VQA 2.0 dataset with different train, validation, and test splits. For this reason, we consider two versions of this dataset to report our results: VQA 2.0 small (Xu et al. 2020) and VQA 2.0 large (Krishna, Bernstein, and Fei-Fei 2019). Additional information about these two versions can be found in Section Data preprocessing.

**VQG-COCO (Mostafazadeh et al. 2016)** was collected by selecting 5,000 images that were also annotated by CQA dataset (Ren et al., 2015) and by VQA (Antol et al., 2015), from the MS-COCO dataset (Lin et al. 2014). The main objective of constructing this dataset is to generate more natural and creative questions. The VQG-COCO dataset contains a total of 2500 training images, 1250 validation images, and 1250 testing images. For each image in the dataset, there are five natural questions and five ground truth captions.

**FVQA (Wang et al. 2017)** was created for fact-based visual question answering; this means that questions in the dataset need the support of some commonsense knowledge to be answered.

To build the dataset, the authors first collected images from the COCO (Lin et al. 2014) validation set and ImageNet (Deng et al. 2009) test set. Three types of visual concepts were extracted from these images: objects, scene and action. Then, supporting facts were selected from knowledge bases, including ConceptNet (Speer, Chin, and Havasi 2017), DBpedia (Auer et al. 2007), and WebChild (Tandon et al. 2014). Knowledge triplets used from DBpedia concern categories and super-categories; ConceptNet relationships encode commonsense knowledge, while knowledge from WebChild encodes comparative relations. During the question collection phase, human annotators were asked to provide visual questions that required a supporting fact to be answered. FVQA contains 2190 images and 5826 (*question, answer*) pairs. However, questions in this dataset have been criticized for being poorly grounded to the image (Goyal et al. 2017). For this reason, we only use FVQA for the transfer setting of ConVQG. Even though the results need to be taken with a pinch of salt.

More details about the datasets' splits used in this work can be found in Table 6.

#### Data preprocessing

The detailed data preprocessing pipeline, including dataset splitting, filtering and the creation of textual inputs, is introduced in the following paragraphs. Especially, we describe how to process different types of text inputs (such as knowledge triplets, answers, captions and fact sentences) for different datasets.

**VQA 2.0 Small (Answer).** Following the preprocessing method in Radial-GCN (Xu et al. 2020), we filter out question types that have "less informative" answers (such as "yes/no"). Although the images for training and test are pre-assigned (Karpathy and Fei-Fei 2015), the filtered question types of Radial-GCN are not publicly available. We try our

Dataset	VQA 2.0 small	VQA 2.0 large	K-VQG	VQG- COCO	FVQA	
Train	QA	221 708	294 296	12 888	12 500	-
	Img	76 238	80 630	10 915	2 500	-
Test	QA	12 940	176 868	3 207	6 250	-
	Img	4 593	40 305	2 730	1 250	-
Total	QA	234 648	471 164	16 095	6 250	5 826
	Img	80 831	120 935	13 645	1 250	2 190

Table 6: Summary of datasets used for evaluation of ConVQG. QA means the number of question-answer pairs and Img means the number of images.

best to make our test set quantitatively similar to previous methods (12,940 QA pairs v.s. 12,938 QA pairs). To do that, we select 28 question types out of 65 in the original annotations according to the previous method (Xu et al. 2018).<sup>11</sup> Then we add two more question types, “what number is” and “how many”. For text inputs, the answers are fed into a template: *The answer to the question is [answer]*.

**VQA 2.0 Large (Answer).** As described in (Krishna, Bernstein, and Fei-Fei 2019), answers in VQA 2.0 dataset are annotated with a set of 15 categories and labeled with the top 500 answers. The top 500 answers consist of 82% of the VQA dataset, resulting in 367K training and validation examples. Because the annotations of VQA 2.0 test set are not available, following the preprocessing method in IM-VQG (Krishna, Bernstein, and Fei-Fei 2019), we only use the training and validation set of VQA 2.0 dataset. Keeping the top 500 answers, the processed VQA 2.0 training set is split into an 80-20% train-validation split and the processed validation set is used as the test set.

**K-VQG (Knowledge triplet and Answer).** For the K-VQG dataset, two types of textual constraints are used to generate questions. For knowledge triplets shown as < subject - predicate - object >, we use templates to generate a short sentence based on the masked knowledge triplet. For instance, < container - CapableOf - [MASK] > is mapped to *container is capable of [MASK]*. The detailed formulating method of 15 relationship categories in the paper can be found in Table ?? . As for the answers as text constraints, we use the same template as VQA 2.0 dataset and turn it into the sentence: *The answer to the question is [answer]*.

**VQG-COCO (Caption).** We use the same split as previous work (Mostafazadeh et al. 2016; Patro et al. 2018), where there are 2 500, 1 250, and 1 250 images for training, validation and testing. In addition, captions in the annotations are used as text constraints to give a ‘focus’ for question generation. The dataset is different from others since there is no answer associated with questions. In this case, we use captions as textual guidance to provide some textual cues for question generation. The captions are annotated in the dataset, so they don’t require any specific processing.

<sup>11</sup><https://github.com/yikang-li/iQAN/blob/master/data>

Relationship	Template
UsedFor	is used for
ReceivesAction	receives action
HasA	has a
Causes	causes
HasProperty	has a property
CreatedBy	is created by
DefinedAs	is defined as
AtLocation	is at location of
HasSubEvent	has
MadeUpOf	is made of
HasPrerequisite	has prerequisite to
Desires	desires
NotDesires	not desires
IsA	is a
CapableOf	is capable of

Table 7: The template to form a sentence based on knowledge triplet.

**FVQA (Fact sentence).** We use the FVQA dataset as a whole for the transfer experiment, so there is no split for the dataset. In addition, FVQA dataset already has facts as textual cues, hence it doesn’t require any further processing.

## Metrics Details

As briefly introduced in the main paper, we use a variety of language generation metrics to evaluate and compare ConVQG against competitors: BLEU (Papineni et al. 2002), ROUGE.L (Lin 2004), METEOR (Denkowski and Lavie 2014) and CIDEr (Vedantam, Lawrence Zitnick, and Parikh 2015). They assess the conformity between questions generated by a model and ground truth questions. CIDEr, a TF-IDF-based metric, is the closest to human evaluation for image description compared to the other metrics, according to (Vedantam, Lawrence Zitnick, and Parikh 2015). More details about these metrics are given below:

- **BLEU (BiLingual Evaluation Understudy):** it is obtained by matching text snippets with a set of reference texts. Scores are computed considering the presence of a given text segment in the reference snippets. Therefore, BLEU is a precision-based metric. Several variations of BLEU exist, depending on the number of  $n$ -grams to match in the reference text (BLEU-1, BLEU-2, . . . , BLEU- $n$ ). BLEU-1 considers only 1-grams, while BLEU- $n$  considers  $k$ -grams with  $k$  varying from 1 to  $n$ .
- **ROUGE.L (Recall-Oriented Understudy for Gisting Evaluation):** it gathers several metrics to evaluate the generated text against the reference. Contrary to BLEU, these metrics are recall-based. In particular, we used the ROUGE.L variant in this work, which measures the longest common sub-sequence between the generated sequence and the reference.
- **METEOR (Metric for Evaluation of Translation with Explicit Ordering):** it is classically used for machine translation evaluation. METEOR is based on the harmonic mean

of 1-gram precision and recall, where recall weighs more than precision. It uses exact word matching and the ability to stem and match synonyms.

- **CIDEr** (Consensus-based Image Description Evaluation): it was conceived to evaluate the correspondence between the generated text and the reference, especially for image descriptions. After stemming and representing every text snippet as a set of 1 to 4 grams, CIDEr is computed by first calculating the co-occurrences of these  $n$ -grams with reference  $n$ -grams. Then, the cosine similarity between  $n$ -grams of the generated text and the references is computed, giving less weight to frequent  $n$ -grams (which are likely to be less informative).

## Experimental Setting Details

Here we give more details about the hyper-parameter settings, mainly about the hyper-parameters in the text decoder and training. For the image input, the image size is set to 480. For the BERT model, the number of hidden layers is 12 and the number of attention heads is 12. For beam search decoding during inference, the number of beams is set to 3. For training, the initial learning rate is  $2e-5$  and weight decay is set to 0.05.

For more details about the experimental environment, we used torch 1.11.0+cu113 and torchvision 0.12.0+cu113. GPU details are shown in the paper.

Parameter	Value
initial learning rate	$2e-5$
image size	480
weight decay	0.05
number of beams	3
number of attention heads	12
number hidden layers	12

Table 8: The template to form a sentence based on knowledge triplet.

## Quantitative Results

### Transfer results on FVQA dataset

Besides the standard visual question generation settings, our model can generate questions for open-domain images and texts using the inference mode. To demonstrate the generalization ability of the proposed ConVQG model, we train it on the K-VQG dataset and test its performance on the FVQA dataset. There were some possible overlaps over images in the K-VQG and FVQA datasets (images from the COCO validation dataset), but the text inputs are annotated differently. More specifically, the text input of each image in the FVQA dataset is a fact sentence rather than a knowledge triplet.

Experimental results can be found in Table 9, where the proposed contrastive ConVQG<sub>IT</sub> model is compared with the non-contrastive baseline model ConVQG<sub>B</sub> in a transfer setting. The contrastive method gains slight improvements

	BLEU-4	METEOR	ROUGE.L	CIDEr
<b>ConVQG<sub>B</sub></b>	2.96	<b>13.78</b>	23.67	0.37
<b>ConVQG<sub>IT</sub></b>	<b>3.04</b>	13.77	<b>23.68</b>	<b>0.41</b>

Table 9: Transfer results on FVQA dataset. Both the baseline method ConVQG<sub>B</sub> and the proposed ConVQG<sub>IT</sub> are trained on the K-VQG dataset with knowledge triplets as text input. We report the evaluation results on the whole FVQA dataset.

on all metrics except METEOR (0.08% on BLEU-4, 0.01% on ROUGE.L and 0.04% on CIDEr).

### Comparison method details

This section reports additional results of VQG models from the literature. Tables 10, 11 and 12 present the complete list of results in the VQG-COCO, the K-VQG and the VQA 2.0 datasets, respectively. The comparison method details are as follows.

- I2Q (Mostafazadeh et al. 2016) only uses the image to generate the questions.
- K-VQG (Uehara and Harada 2023) jointly encodes the image and the target knowledge (treated as a sequence of words) using a pre-trained UNITER encoder (Chen et al. 2020b), followed by an autoregressive text decoder to generate the question.
- SAT (Xu et al. 2015) (“Show, Attend and Tell”) is one of the earliest works incorporating soft and hard attention into image analysis. This model is built to generate captions, with a CNN as image encoder and an LSTM as decoder.
- DL-VQG (Xu et al. 2018) (“Dual Learning for Visual Question Generation”) uses reinforcement learning to jointly perform VQA and VQG.
- IVQA (Liu et al. 2018) implements a conditional question generation model to make use of the answer to generate the question.
- iQAN (Li et al. 2018) is similar to DL-VQG. Same as IVQA, it takes the answers as inputs to help generating the questions.
- IM-VQG (Krishna, Bernstein, and Fei-Fei 2019) (“Information Maximizing Visual Question Generation”) uses both the answer and its category to condition the question generation, maximizing the mutual information of the image, the question and the answer. When the dataset has no category, the answer itself is considered as one.
- Radial-GCN (Xu et al. 2020) uses a radial Graph Convolutional Network (GCN) to represent the image content and matches the core information for question generation.
- MOAG (Xie et al. 2021) (“Multiple Objects-Aware Visual Question Generation”) is the SOTA method on VQA 2.0, proposing to use answers about multiple objects to generate questions.

Method	BLEU-1	METEOR	ROUGE_L	CIDEr
I2Q (Mostafazadeh et al. 2016)	19.2	19.7	-	-
Creative (Jain, Zhang, and Schwing 2017)	35.6	19.9	-	-
MDN (Patro et al. 2018)	36.0	23.4	41.8	0.51
MC-BMN (Patro et al. 2020)	40.7	22.6	<b>41.9</b>	0.50
<b>ConVQG<sub>IT</sub></b>	<b>50.2</b>	<b>26.4</b>	40.3	<b>0.56</b>

Table 10: Results on the VQG-COCO test sets.

Text constraint	Method	BLEU-4	METEOR	CIDEr
Answer	IM-VQG (Krishna, Bernstein, and Fei-Fei 2019)	12.37	16.65	0.39
	<b>ConVQG<sub>IT</sub></b>	<b>14.30</b>	<b>18.67</b>	<b>0.78</b>
Knowledge Triplet	K-VQG (Uehara and Harada 2023)	18.84	<b>22.79</b>	1.31
	<b>ConVQG<sub>IT</sub></b>	<b>20.01</b>	22.66	<b>1.53</b>

Table 11: Results on K-VQG dataset.

- C3VQG (Uppal et al. 2021) uses VAE to exploit the visual information for question generation without groundtruth answers.
- Creative (Jain, Zhang, and Schwing 2017) combines variational autoencoders with long short-term memory networks to generate creative questions.
- MDN (Patro et al. 2018) (Multimodal Differential Network) is a multimodal network that uses exemplars for obtaining the relevant context to produce natural and engaging questions by triplet losses.
- MC-BMN (Patro et al. 2020) is a deep Bayesian learning model for probabilistic question generation based on multimodal cues.

## Qualitative Results

**Diversity.** Examples from the VQG-COCO dataset are shown in Fig. 7. Since there is not necessarily an answer associated with the question, captions are used as text inputs. On one hand, it is more difficult to use captions to guide the question generation, since captions are usually the description of the whole image. On the other hand, the uncertainty also brings the diversity of question content. Without obvious guidance for questions, the questions can be anything that is related to image content (captions). The results show that in this case, questions generated by ConVQG can be more natural, creative and diverse. We take them as a special case for ConVQG applications.

**Different text inputs.** We also show examples from the VQA 2.0 dataset as well as more examples from the K-VQG dataset in Fig. 8 and Fig. 11, respectively. For the VQA 2.0 dataset, the model takes answers as text inputs, while for the K-VQG dataset, text constraints can be answers or knowledge triplets. Comparing those two figures we can see, different text inputs lead to different types of questions. Answers are more precise guidance, where the model can ‘guess’ the question types from the answers sometimes. For example, if the answer is ‘green’ then the question probably is about the color of an object in the image. On the other hand, knowledge triplets give external commonsense knowl-

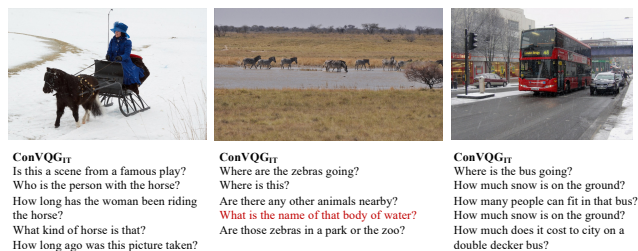



Figure 7: Examples from the VQG-COCO dataset. Since we take captions as constraints in this dataset, which gives more flexibility to the question generation system, the generated questions are more diverse. Red color indicates wrong expressions, not related to the image.

edge that is difficult to obtain from the image directly. By providing this, questions are more informative, diverse and challenging.

**Error analysis.** We also provide more examples from the K-VQG dataset, especially some failure cases in Fig. 11. The first two rows show more examples where the generated questions from the proposed ConVQG method can be both image-grounded and text-guided. The last row presents some of the failure cases. For the first and third examples of failure cases (Columns 1 and 3, Row 3), the model generates a question with respect to the text input but adds inappropriate descriptions of image content (e.g. *the ceiling of the room* and *behind the water*). For the first example, the model selects the most likely place where the *fabric* will appear but doesn’t pay attention to the image content. For the third example, the model incorrectly detects *water* from the image. For the second failure case (Column 2, Row 3), the model fails to constrain the question by the input text *board is made up of something*, on the contrary, it generates the questions based on the most likely answer *wood*.

Test set	Method	BLEU-1	BLEU-4	METEOR	ROUGE-L	CIDEr
Small	SAT (Xu et al. 2015)	49.4	23.1	24.4	53.4	1.65
	DL-VQG (Xu et al. 2018)	50.7	24.4	26.4	55.9	1.88
	IVQA (Liu et al. 2018)	50.2	23.9	<b>35.7</b>	55.3	1.84
	IM-VQG (Krishna, Bernstein, and Fei-Fei 2019)	51.3	24.8	26.3	56.3	1.94
	iQAN (Li et al. 2018)	52.6	27.1	26.8	56.9	2.09
	Radial-GCN (Xu et al. 2020)	53.4	27.9	27.1	57.2	2.10
	MOAG (Xie et al. 2021)	58.8	28.1	27.8	60.4	2.39
<b>ConVQG<sub>IT</sub></b>	<b>59.9</b>	<b>33.1</b>	30.0	<b>62.6</b>	<b>2.79</b>	
Large	C3VQG (Uppal et al. 2021)	41.9	10.0	13.6	42.3	0.47
	IM-VQG (Krishna, Bernstein, and Fei-Fei 2019)	<b>50.1</b>	16.3	20.6	39.6	0.94
	<b>ConVQG<sub>IT</sub></b>	45.8	<b>22.4</b>	<b>21.8</b>	<b>47.4</b>	<b>1.78</b>

Table 12: Results on VQA 2.0 dataset small/large test set.



**Input Text:** watching  
**GT:** What are the people in the background doing?

**ConVQG<sub>IT</sub>:** What are the people in the background doing?

**Input Text:** 2  
**GT:** How many windows are around the clock?

**ConVQG<sub>IT</sub>:** How many birds are there?

**Input Text:** broccoli  
**GT:** What vegetable is this?

**ConVQG<sub>IT</sub>:** What kind of food is this?

Figure 8: Examples from the VQA 2.0 small test set. The answers are used as text inputs.

## Human Evaluation

We use MTurk to get human preference in order to evaluate the effect of the contrastive branch of ConVQG.

**Selection of examples to evaluate.** We asked workers to evaluate 500 examples of the test set of K-VQG dataset, comparing ConVQG<sub>B</sub> and ConVQG<sub>IT</sub> generated questions. From the set of 3207 examples in the test set of K-VQG, we deduplicated images and knowledge triplets. We also removed cases where the baseline model ConVQG<sub>B</sub> and the contrastive model ConVQG<sub>IT</sub> output the exact same questions (155 cases, 4.8% of the test set). Then, we sampled 500 examples, randomly swapping the two questions to avoid bias in the comparison. On top of the two questions to compare and the image, we provide the workers with the knowledge triplet containing the answer to the question; moreover, we highlight in the sentence which section corresponds to the answer, as seen in the examples given to the workers in Fig. 9.

Method	Votes
<b>ConVQG<sub>IT</sub></b>	236
<b>ConVQG<sub>B</sub></b>	183
Similar	81

Table 13: Results from MTurk. The vote means the number of times chosen by the annotator in pairwise comparison.

**Instructions given to crowd workers.** On top of the examples in Fig. 9, we gave detailed instructions to the workers; they can be found in Fig. 10. We list criteria to focus on when selecting the best question relative to the image and the knowledge triplet (which we call *target knowledge* in the instructions). The two main criteria are the grounding of the question to the image and to the knowledge triplet. We specifically asked the workers not to focus on the grammatical correctness of the question to make their choice. Indeed, the difference in architecture and training of the two models we compare should not lead to a significant variation in their ability to generate grammatically correct text; hence, we want the workers to focus on the grounding aspect of the questions. Workers are given the possibility to choose none of the two questions if they consider that the similarity between them is too high to make a meaningful choice. After removing examples where the two questions are identical, however many examples remain where only a few words differ between the two questions. Each worker was given 5 examples per hit. Each hit was only seen by one worker. The workers were pre-selected according to their performance on other tasks.

**Overall results.** The overall results are shown in Table ??, where ConVQG<sub>IT</sub> gets 55 more votes than ConVQG<sub>B</sub> among 500 samples.

Example 1 - Identical:



- **Target knowledge:** [table] is used to put things.
- **Question 1:** What kind of object that is near the woman and is used to put the products on?
- **Question 2:** What kind of object that is near the woman and is used to put the products in?

In this example, both questions are knowledge and image grounded, and almost identical. In that case, it is impossible to decide which one is best according to the criteria. Please remember that you should not judge the questions based on grammar. So we choose the 3rd option, "Similar".

Example 2 - Image Grounding:



- **Target knowledge:** [boat] is used to move across water.
- **Question 1:** What kind of vehicle placed in the river and is used to moving across water?
- **Question 2:** What is the object in the water that is used for moving across the water?

In this example, both questions can be grounded to the image and the text. However, compared with Question 2, Question 1 provides more detailed descriptions of the image ("vehicle placed in the river"). In this case, we choose Question 1.

Example 3 - Knowledge Grounding:



- **Target knowledge:** Carrot is a [vegetable].
- **Question 1:** What can the orange object that is next to the cutting board be used for?
- **Question 2:** What food group does the orange food next to the cutting board belong to?

In this example, both questions can be grounded to the image. However, Question 1 does not meet the first criteria, because doesn't ask for the information given in the target knowledge. In this case, we choose Question 2, which asks for the "food group".

Figure 9: Examples given as instructions for MTurk annotators. We give three different examples: identical, image grounding and knowledge grounding.

Thanks for participating in this HIT!

**This task is about evaluating the quality of a question asked about an image.**

We provide you with an image, a sentence describing the knowledge we want to ask about (the "target knowledge"), and two questions about the image. The target knowledge is given as a short sentence providing a fact; the element of the sentence between [bracket] is the answer to the question. You are asked to choose the best question according to two criteria:

1. **Grounding to the target knowledge:** is the answer to the question the element between brackets in the target knowledge? Does the question make use of the fact given in the target knowledge?
2. **Grounding to the image:** is the question relevant to the image? Does it require the image to be answered? Does it provide details about what the image is showing?

You are asked to select either **Question 1** or **Question 2** according to these criteria. Sometimes, both questions are very similar; so similar that even given the different criteria, you are unable to decide which one is the best. In that case, you can choose the third option **Similar**. However, we ask you to do your best to pick the best question whenever it is possible.

Additional remarks:

- **If a question is grammatically incorrect:** unless it really prevents you from understanding the question, we ask you not to take this flaw into account when choosing the best question.
- **If none of the two questions ask for the right answer given in the target knowledge:** please choose the one which is the most coherent to the situation in the image.
- **If both questions are poorly grounded or misinterpreted information from the image:** please choose the one which is closest to the fact given in the target knowledge.
- **If both questions are well-grounded to the image and the target knowledge:** please choose the one which provides more detailed information about the image.

Below are some examples to show how to use each criterion:

Figure 10: Instructions given to crowd workers on MTurk.



**Input Text:** [MASK] is used for surf in the water.

**GT:** What is the man using to surf in the water?

**ConVQG<sub>IT</sub>:** What is the object the man is standing on that is used for surfing in the water?



**Input Text:** [MASK] is a herd animal.

**GT:** What is the black and white horse which is a herd animal, that is eating the grass called?

**ConVQG<sub>IT</sub>:** What herd animal is walking through the tall grass and has black and white stripes?



**Input Text:** [MASK] is used for hold flower.

**GT:** What is the name of the hollow light green object that is often used to hold flowers?

**ConVQG<sub>IT</sub>:** What is the green object on the table that is used to hold flowers?



**Input Text:** [MASK] is used for eat dinner.

**GT:** What is the object located to the right of the plate and on top of a napkin that is used to eat dinner?

**ConVQG<sub>IT</sub>:** What is the object on the left of the plate that is used to eat dinner?



**Input Text:** [MASK] is used for storage.

**GT:** What kind of object is placed near the bed and is used to storage?

**ConVQG<sub>IT</sub>:** What piece of furniture next to the bed is used for storage?



**Input Text:** [MASK] has sub event of hit slopes.

**GT:** what does the person with the brown jacket have on his left foot that you hit the slopes with?

**ConVQG<sub>IT</sub>:** What long item does the athlete wear on his foot to hit slopes?



**Input Text:** [MASK] is a rectangular piece of fabric.

**GT:** What rectangular piece of fabric hanging outside is used for staying warm?


**ConVQG<sub>IT</sub>:** What is the name of the object that is a piece of fabric hanging from the ceiling of the room?



**Input Text:** board is made up of [MASK].

**GT:** What is the object under the boy's foot made of?

**ConVQG<sub>IT</sub>:** What is the object that the boy standing on which is made up of wood?



**Input Text:** {MASK} is used to sit for a bit.

**GT:** What is the name of the object which people may choose to sit on white waiting for public transportation?

**ConVQG<sub>IT</sub>:** What is the object behind that water that is used to sit on for a bit?

Figure 11: Additional examples from K-VQG dataset. The first and second rows show examples in which the generated questions are successfully grounded to both image and text. The last row shows some failure cases where the model provides wrong information about image content or text constraints. In the text, green color denotes the sequence that is related to image content, while yellow color denotes the information that is carried by the text input. Red color indicates wrong expressions, not related to the image or the text input.