

SymBa: Symbolic Backward Chaining for Multi-step Natural Language Reasoning

Jinu Lee and Wonseok Hwang

LBox, Seoul

{jinulee.v, wonseok.hwang}@lbox.kr

Abstract

Large Language Models (LLMs) have recently demonstrated remarkable reasoning ability as in Chain-of-thought prompting (Wei et al., 2022b), but faithful multi-step reasoning remains a challenge. We specifically focus on backward chaining, where the query is recursively decomposed using logical rules until proven. To address the limitations of current backward chaining implementations, we propose SymBa (Symbolic Backward Chaining). In SymBa, the symbolic top-down solver controls the entire proof process and the LLM is called to generate a single reasoning step only when the solver encounters a dead end. By this novel solver-LLM integration, while being able to produce an interpretable, structured proof, SymBa achieves significant improvement in performance, proof faithfulness, and efficiency in diverse multi-step reasoning benchmarks (ProofWriter, Birds-Electricity, GSM8k, CLUTRR-TF, ECtHR Article 6) compared to backward chaining baselines.

1 Introduction

Recently, large language models (LLMs) trained with massive amounts of natural language text have shown remarkable reasoning ability (Wei et al., 2022a; Kojima et al., 2022, *inter alia.*). However, in *multi-step reasoning*, where one has to answer a complicated query with structured reasoning steps, LLMs are known to achieve relatively low performance and generate unfaithful proofs (Saparov and He, 2023; Liu et al., 2023).

In general, strategies for multi-step reasoning can be typically divided into two categories, *forward chaining* and *backward chaining* (Poole and Mackworth, 2010). Forward chaining reasoners first collect the base facts and repeatedly derive a new fact using logical rules until it finally proves the user’s query. In contrast, backward chaining reasoners start from the query and apply rules that decompose the query into a set of subgoals. These

subgoals are recursively decomposed until they can be directly proved or refuted using the base facts.

Backward chaining offers unique beneficial properties compared to forward chaining. Firstly, it does not need explicit planning. Forward chaining methods require a tailored planner that selects the most likely next reasoning step (Sprague et al., 2023; Creswell et al., 2023; Yang et al., 2022), which suffers and leads to severe performance drop in greater reasoning depths (Kazemi et al., 2023). In contrast, a simple exhaustive search is generally sufficient for backward chaining since every step is derived from the original query.

Furthermore, backward chaining can naturally embrace *interactive expert systems* (e.g. Al-Hajji et al., 2019) that reason with human-crafted rules and interactively obtain missing facts from the user. As these expert systems combined with small neural models outperform state-of-the-art LLMs by a great margin in fields like legal reasoning (Blair-Stanek et al., 2023; Holzenberger and Van Durme, 2023), they hold potential as a knowledge source for reliable LLM-based reasoners.

Despite these advantages, backward chaining has not been properly addressed in the era of LLMs. Current LLM-based backward chaining implementations either cannot perform recursive decomposition of arbitrary depth (Zhou et al., 2023; Khot et al., 2023), or omit necessary functionalities (Kazemi et al., 2023). We further discuss the limitations of baselines in Section 3.1.

To this end, we propose a novel framework, **SymBa** (Symbolic Backward Chaining), a modular backward chaining approach that integrates a top-down symbolic solver to LLMs. In SymBa, the solver controls the entire reasoning process, and the LLM is instructed to generate a single reasoning step only when the solver fails to prove a subgoal. This integration brings the reliability, efficiency, and expert system compatibility offered by the symbolic solver to natural language reasoning

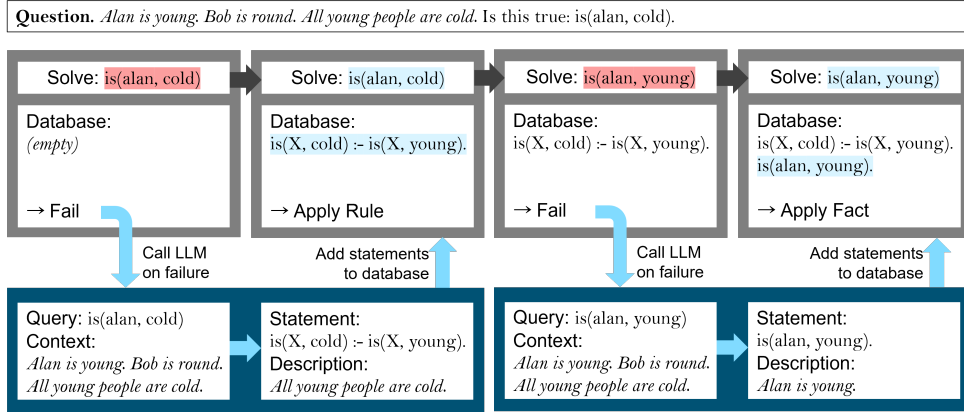


Figure 1: Overview of SymBa. The proof process is controlled by a symbolic top-down solver (gray), and the LLM (navy) generates a single reasoning step when a goal has failed in the solver. Details can be found in Section 3.2.

problems.

We directly compare the proposed method with LLM-based backward chaining baselines, Least-to-most prompting (Zhou et al., 2023) and LAM-BADA (Kazemi et al., 2023), in five diverse benchmarks (ProofWriter, Birds-Electricity, GSM8k, CLUTRR-TF, ECtHR Article 6). SymBa outperforms previous methods in terms of task performance, proof faithfulness, and efficiency, while being able to provide a strictly structured proof in both symbolic and natural language forms.

2 Background

2.1 Logic programming

Logic programming is a programming paradigm based on formal logic. Generally, each statement of a logic program is expressed as a *rule*, that describes an implication relation between *terms* that have boolean truth values.

$$h :- p_1, \dots, p_n, \text{not } q_1, \dots, \text{not } q_m. \quad (1)$$

This rule denotes that when every *subgoal* terms p_i and not q_j are true, the *head* term h is also proven true. A rule with an empty body, a *fact*, expresses that the head term h is unconditionally true.

For instance, consider the logic program in Equation 2. The terms $\text{dad}(\text{alan}, \text{carl})$ and $\text{dad}(\text{carl}, \text{bill})$ are true by the corresponding facts. When we *bind* (*i.e.* substitute variables) Rule1 using the binding $\{A/\text{alan}, B/\text{bill}, C/\text{carl}\}$, all subgoals become identical to already proved terms, so the respective bound head $\text{granddad}(\text{alan}, \text{bill})$ is also deduced

as true.

Rule1. $\text{granddad}(A, B) :- \text{dad}(A, C), \text{dad}(C, B).$
 Fact1. $\text{dad}(\text{alan}, \text{carl}).$
 Fact2. $\text{dad}(\text{carl}, \text{bill}).$ (2)

2.2 Top-down solver

Top-down solvers are backward chaining logic program interpreters that start from the query term and recursively apply rules until the proof is complete. When a user provides a query term, the top-down solver searches through the *database* for symbolic rules and facts that might prove the query. A rule or a fact can prove the query only if there exists a binding that can make the query and the head identical, *i.e.* the query and the head *unify*. If a rule that unifies with the query is found, the solver recursively proves each subgoal. When all subgoals are successfully proven true, the query is also proved.

Consider the logic program in Equation 2. If the query is given as $\text{granddad}(\text{alan}, \text{bill})$, the only statement that has a unifying head is Rule1. To make the rule head and query identical, we apply the binding $\{A/\text{alan}, B/\text{bill}\}$ to Rule1, obtaining two subgoals $\text{dad}(\text{alan}, C)$ and $\text{dad}(C, \text{bill})$. The first subgoal can be proved by binding C/carl . Subsequently, the binding is dynamically propagated to the following subgoals (*i.e.* *binding propagation*), in this case updating the second subgoal to $\text{dad}(\text{carl}, \text{bill})$. As this is also true, it can be concluded that the original query is proven.

3 Methods

3.1 Baselines

We select two popular natural language-based backward chaining methods as our baseline, namely

Least-to-most prompting (Zhou et al., 2023) and **LAMBADA** (Kazemi et al., 2023).

Least-to-most prompting is a two-stage task decomposition method. In the initial *Decompose* stage, the LLM is instructed to decompose the given question into sub-questions and order them from least complicated to most. The questions are passed to the *Solution* stage, where each question is answered in an incremental order.

As Least-to-most prompting performs decomposition only once, it is required to predict the total ordering of sub-questions in a single run, which is challenging especially when there exist multiple potential reasoning paths (Patel et al., 2022). We further discuss the low proof faithfulness of Least-to-most prompting in Section 5.2.

LAMBADA implements a modular backward chaining approach in pure natural language. When it is given a query, it retrieves a single fact or a set of rules that can prove the query. Retrieved rules are then bound and decomposed into subgoals. Finally, it is ensured that the rule and the query have the same negation status.

We claim that LAMBADA’s capability is severely limited due to the lack of binding propagation. As binding propagation is necessary for operations like coreferencing between subgoals or returning a value, LAMBADA is inherently incapable of solving a large class of problems including multi-hop reasoning with bridging entities (Sinha et al., 2019; Yang et al., 2018) and mathematical reasoning (Cobbe et al., 2021). Besides the binding propagation problem, we find LAMBADA to be highly inefficient (Section 5.3).

3.2 Proposed method

3.2.1 Symbolic Backward Chaining

To overcome the limitations of previously proposed methods, we propose **SymBa** (Symbolic Backward Chaining), which integrates a symbolic top-down solver and an LLM for natural language reasoning.

The workflow of SymBa is briefly illustrated in Figure 1. A top-down solver is capable of deducing a query if the database includes every necessary statement. However, in problems where the relevant context is only given in natural language, the database is initially empty. To make progress, the solver calls the LLM to check if the failed query can be entailed from the natural language context. The LLM then generates a logical statement that unifies with the subgoal, and the solver retries proving the

failed subgoal with the updated database. Finally, when the proof is complete, a symbolic proof tree is computed and visualized. Appendix A includes a formal, detailed description about SymBa’s mechanism.

Delegating proof control to a symbolic solver has numerous benefits. Most importantly, by leveraging the solver’s built-in functionalities (e.g. binding propagation, arithmetic operation), SymBa can handle tasks like multi-hop and mathematical reasoning that LAMBADA fails to address. Additionally, solver operations are computationally more efficient compared to neural network inferences, which leads to a significant boost in efficiency (Section 5.3).

Furthermore, SymBa also offers a straightforward method for integrating LLM and expert systems: initiating the proof with a database populated with expert system rules instead of an empty one. This will automatically allow SymBa to use the facts and rules provided by the expert system without modifying the system.

3.2.2 Single-step statement generation

In SymBa, the LLM is instructed to generate a logic program statement from the context that might prove the current subgoal. Similar to previous works on multi-step reasoning that adopt modular strategy (Creswell et al., 2023; Kazemi et al., 2023), we divide the single-step statement generation process into five modules: Fact/Rule Search, Fact/Rule Translation, and Symbolic Validation (Figure 2).

Fact/Rule Search In the first stage, the LLM is prompted with the symbolic query and the context, and is instructed to generate a description of a reasoning step that might prove the query in natural language.

Fact/Rule Translation Subsequently, the LLM is given the query and the description of the backward chaining step (obtained from the Search module) and generates a symbolic statement. Completing both the Search and the Translation step yields the symbolic representation of the logical rule/fact that proves the given query term.

Symbolic validation We verify the generated logic program statement by checking if the statement is syntactically correct, and if the head of the statement unifies to the given query. Note that this step is purely symbolic and does not require any LLM inference.

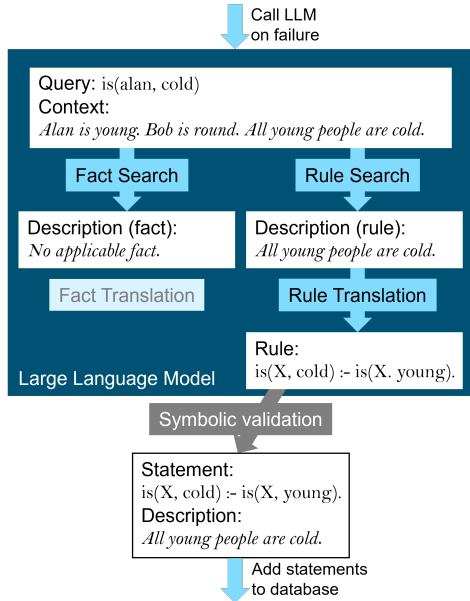


Figure 2: Brief illustration of the modules in Symba. When the solver fails to prove a term, the single-step statement generation procedure is initiated. Search modules retrieve plausible reasoning steps from the context, which is translated to symbolic form by Translation modules. Statements that passed Symbolic Validation module are added to the solver’s database.

4 Experimental settings

4.1 Benchmarks

We apply Symba to various multi-step reasoning benchmarks. Brief information and statistics about each benchmark is presented in Table 1.

ProofWriter / Birds-Electricity (Tafjord et al., 2021). These benchmarks are designed to test the deductive reasoning ability of neural models. Each instance is formulated as a binary classification task, deciding whether the given query can be proved or not according to the context made of rules and facts. For ProofWriter, we leverage the most challenging subset that contains problems with reasoning depth up to 5 (hereafter denoted as ProofWriter-dep5). As Birds-Electricity was originally proposed as an out-of-distribution evaluation set for ProofWriter, we use the same prompts that include in-context demonstrations based on ProofWriter for both benchmarks.

GSM8k (Cobbe et al., 2021). GSM8k contains multi-step math questions and solutions composed of elementary arithmetic operations. The goal of this task is to predict the numeric answer to a given question. We use the 270 examples with proof tree annotations from Yang et al. (2023), which is a

subset of the original test split.

CLUTRR True-or-false (CLUTRR-TF) (Sinha et al., 2019). CLUTRR is a multi-hop reasoning benchmark based on human-written stories about family relations. For our experiments, we reformulate the task into true-or-false form, where two entities and a relation are presented and one has to predict if the given relation is true or false. Furthermore, we manually craft an expert system about family relations for Symba.

ECtHR Article 6 (Chalkidis et al., 2021). ECtHR is a dataset compiled with cases from the European Court of Human Rights, with labels containing a list of allegedly violated articles and the court’s judgment. We make use of Mumford et al. (2023), which proposes an expert system that decides if the given ECtHR case of Article 6 (The right to a fair trial) is an actual violation or not. To ensure that LLM does not overly rely on prior knowledge of the subject, we provide the expert system rules in logic programming for Symba and in natural language for others into the prompts for all baselines.

More information including data sampling, in-context learning, logic program format, and evaluation can be found in Appendix B.

4.2 Large Language Model

For our study, we use GPT-4 Turbo (gpt-4-1106-preview), the latest closed-source LLM from OpenAI at the time of the study. To probe the inherent reasoning ability of the model, we also report the performance of Standard prompting (answering without rationales) and Chain-of-Thought prompting, both with few-shot demonstrations. To ensure certain¹ degree of reproduction, we set the temperature to 0. All experiments presented are single-run due to the API cost.

For in-context learning, we select demonstrations from the training set and fill in the prompt templates for each method. For GSM8k and ECtHR, we use five and zero examples each. For others, we use three demonstrations. We combine the Positive and Negative examples to reduce hallucination in the Search/Translation modules (Figure 3); effects of these Negative examples are presented in Section 6.2.

¹Setting the temperature to 0 (greedy decoding) does not guarantee reproducible results in OpenAI API, possibly due to floating point errors.

Dataset	Type	Test size	Avg. depth	Avg. stmt	Expert?	N-shot
ProofWriter-dep5 (Tafford et al., 2021)	Logical	300	3.79	19.18	N	3
Birds-Electricity (<i>Ibid.</i>)	Logical	300	1.74	13.14	N	3
GSM8k (Cobbe et al., 2021)	Arithmetic	270	4.11	4.87	N	5
CLUTRR-TF (Sinha et al., 2019)	Multi-hop	100	4.86	5.20	Y	3
ECtHR (Chalkidis et al., 2021)	Legal	151	4.00	29.01	Y	0

Table 1: The data statistics. *Avg. depth* denotes the average depth of gold proof trees, and *Avg. stmt* is the average number of facts and rules that each context contains. If *Expert?* is 'Y', the dataset is accompanied by a human-crafted set of rules (expert system). More details about the datasets can be found in Appendix B.

Search

Context: *Alan is young. All young people are cold.*

Pos is(*alan*, *cold*) \rightarrow *All young people are cold.*

Neg is(*alan*, *red*) \rightarrow *No applicable rules.*

Translation

Description: *All young people are cold.*

Pos is(*alan*, *cold*) \rightarrow is(*X*, *cold*) :- is(*X*, *young*).

Neg is(*alan*, *red*) \rightarrow is(*X*, *cold*) :- is(*X*, *young*).

Figure 3: Examples of Positive/Negative demonstrations included in the prompts for the Search/Translation module of SymBa.

4.3 Symbolic solver

As a part of the implementation of SymBa, we develop a custom top-down solver in Python that instantiates the algorithm described in Section 2.2 and Appendix A.

We do not utilize off-the-shelf solvers such as SWI-Prolog (Wielemaker et al., 2012) or s(ASP) (Marple et al., 2017) as they do not support calling custom functions when the solver fails to prove a subgoal, which is the core mechanism of SymBa.

5 Results

5.1 Task performance

The main results are presented in Table 2. Among the three backward chaining methods compared (Least-to-most prompting, LAMBADA, and SymBa), SymBa achieves the best performance in all experimented benchmarks.

Least-to-most prompting’s task accuracy is consistently not higher than SymBa. While the performance is on par with SymBa in CLUTRR-TF, Least-to-most prompting frequently generates unfaithful proofs for this task. The fallacies of Least-to-most prompting are further discussed in Section 5.2.

The accuracies LAMBADA achieves in ProofWriter variants are substantially lower

compared to SymBa.² Furthermore, it could not solve GSM8k, CLUTRR, and ECtHR. ECtHR dataset includes a large set of 57 different rules, where LAMBADA has failed to process in a zero-shot setting.

Additionally, SymBa achieves higher or comparable scores in most benchmarks compared to CoT. Besides performance, SymBa distinguishes from CoT in that it provides a highly interpretable proof composed of step-by-step descriptions and corresponding logical statements (Translation), that can be displayed as a proof tree (presented in Figure 9). However, SymBa demonstrates a large performance gap with CoT in GSM8k. The failure modes of SymBa are further analyzed in Section 6.1.

5.2 Proof faithfulness

A faithful reasoner should produce proofs that correctly reflect the true reasoning path (Lyu et al., 2023). We manually analyze the proof accuracy of three backward chaining methods and Chain-of-Thought prompting in four benchmarks. Following Kazemi et al. (2023), the first 30 correct proofs for positive (non-negated) queries are sampled and examined if they include any fallacies or shortcuts.

Results are presented in Figure 4. It is shown that two modular methods (LABMADA and SymBa) generate the most accurate proofs, followed by CoT and Least-to-most. The relatively low faithfulness of Least-to-most prompting can be attributed to shortcuts, where it has failed to predict the decomposition order but answered the question correctly (Figure 5).

Regarding the ECtHR benchmark, we observe that SymBa explicitly explores all leaf conditions of the expert system due to the exhaustive search done by the solver. In contrast, others do not even when the expert system rules are given in their

²We find a large discrepancy between the score from the original paper (80.2%) and from our reproduction (61.3%), which might be caused by different prompts. For open reproduction, we will disclose all prompts upon acceptance.

	ProofWriter-dep5	Birds-Electricity	GSM8k	CLUTRR-TF	ECtHR
Standard prompting	62.7	77.0	31.1	78.0	70.8
CoT (Wei et al., 2022b)	72.3	82.0	93.7	85.0	71.5
Least-to-most (Zhou et al., 2023)	72.3	88.7	58.2	82.0	60.3
LAMBADA (Kazemi et al., 2023)	61.3	85.3	-	-	0.0
SymBa	80.3	95.3	63.0	82.0	71.5

Table 2: Accuracy (%) of reasoning methods on each benchmark and reasoning methods using GPT-4 Turbo (gpt4-1106-preview). Note that LAMBADA is inherently not capable of dealing with CLUTRR-TF and GSM8k, therefore omitted from the table.

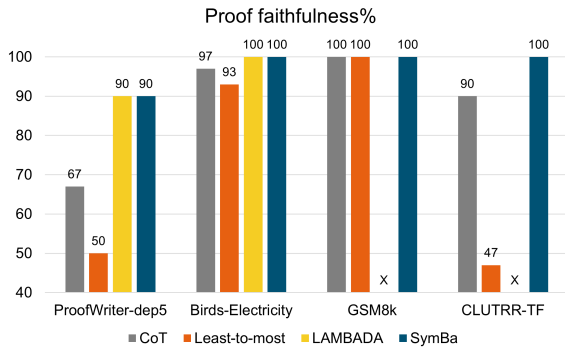


Figure 4: Proof faithfulness on four reasoning benchmarks. In the first 30 examples that each method got correct, SymBa and LAMBADA achieved the highest proof faithfulness, while Least-to-most achieved the lowest.

prompts. However, due to the erroneous judgments on leaf conditions (example provided in Appendix C), the overall performance of SymBa remains similar to Standard prompting and CoT.

In summary, we show that the modular approach can significantly contribute to the proof faithfulness as previously claimed in Creswell et al. (2023) and Kazemi et al. (2023), and expert systems can be used to enforce an exhaustive search on a set of conditions only when applied to SymBa.

5.3 Efficiency

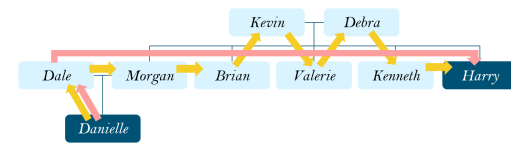
To compare the efficiency, we report the token usage, API cost, and execution time for completing 300 examples in ProofWriter-dep5.³

The results are presented in Table 3. SymBa achieves 9x token/cost efficiency and 22x speed compared to LAMBADA. While LAMBADA uses an LLM to perform unification checks and subgoal decomposition, these processes are delegated to the symbolic solver in SymBa, which results in significantly reduced LLM inference costs.

³ProofWriter is selected as a representative task, as it requires generating both rules and facts without an expert system, ensuring a fair comparison between all methods.

Query: *Is Danielle niece of Harry?*

Gold reasoning path: →



Least-to-most prompting: →

Q. *Who is Danielle's father?*

A. *Dale.*

Q. *Who is the brother of #1?*

A. *Unknown.*

▷ *Planning failure*

Q. *Danielle can be inferred as the niece of Harry.*

A. *Yes.*

▷ *Shortcut exploitation*

Figure 5: Example of shortcut exploitation by Least-to-most prompting, sampled from CLUTRR-TF. Even though the proof planning has failed, the answer is correct due to shortcuts.

	Tokens	Cost(\$)	Time(h)
CoT	202,420	8.02	0.62
Least-to-most	1,485,989	47.14	1.18
LAMBADA	6,625,623	221.72	23.96
SymBa	880,106	27.22	1.15

Table 3: Token/cost/time consumption (lower the better) for 300 examples in ProofWriter-dep5. Regarding the cost, OpenAI API used in this study charges \$0.03 per 1,000 input tokens and \$0.05 per 1,000 output tokens.

Despite that SymBa requires multiple LLM inferences per each reasoning step, SymBa is even more efficient than Least-to-most prompting, a non-modular approach.⁴

6 Analysis

6.1 Error analysis

In this section, we manually classify the errors observed from SymBa into three categories: Search-Hallucination, Search-Miss, and Translation. Definitions of the error types are shown in Table 4.

⁴Note that Least-to-most prompting can be optimized by dynamically appending the questions to intermediate sequences during the inference. However, currently available commercial LLM APIs do not support such functionality.

Error Type	Definition
Search-Hallucination	The generated description is not in the context, or unrelated to the query.
Search-Miss	A relevant description stated in the context was not retrieved.
Translation	Symbolic statement is unfaithfully translated from the description (<i>i.e.</i> syntax error, misleading symbol names).

Table 4: Description of three error classes observed from SymBa. If multiple errors occur simultaneously in one example, we select the error that appears first.

	Search-Hallucination	Search-Miss	Translation	etc.
ProofWriter-dep5	1	25	0	4
Birds-Electricity	13	0	1	0
GSM8k	6	4	20	0
CLUTRR-TF	0	16	0	2
ECtHR Article 6	29	0	1	0

Figure 6: Error analysis results. For ProofWriter, GSM8k, and ECtHR, we sample the first 30 incorrect outputs. For Birds-Electricity and CLUTRR-TF, we display all incorrect answers.

As presented in Figure 6, the distribution of errors highly varies along the datasets. It implies that each benchmark poses unique challenges depending on numerous factors, such as text style, domain, and symbolic representations used.

Among the benchmarks, we focus on ProofWriter-dep5 and Birds-Electricity, as the two tasks share the same format yet show completely different error distributions regarding the Search module. While rules in ProofWriter often contain variables (e.g. *'If someone is red then they are round'*), 99.6% of the rules from Birds-Electricity are bound (e.g. *'If wire is metal then wire conducts electricity'*). From this observation, we hypothesize that unbound rules are harder to retrieve than bound rules, possibly due to lower lexical overlap.

We examine the recall of the Rule Search module in isolation, measured in ProofWriter-dep5 (Figure 7). Rule Search achieves a recall of approximately 50% when the target rule is not bound, which is significantly lower compared to bound rules. Therefore, we claim that frequent Search-Miss errors observed from ProofWriter-dep5 can be attributed to the composition of the bound and unbound rules.

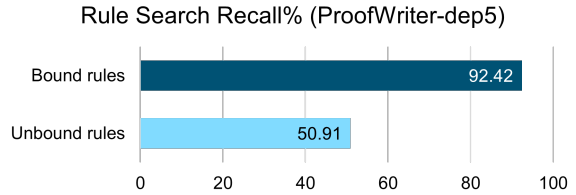


Figure 7: Recall of the Rule Search module in ProofWriter-dep5, for bound and unbound rules.

We provide further details about qualitative and quantitative error analyses in Appendix C.

6.2 Ablation study

As an ablation study, we selectively manipulate the modules or in-context demonstrations and examine the performance of four tasks.

Modules To analyze the contribution of each module, we selectively remove some and compare the performance. In the `-Search` setting, we remove Fact/Rule Search by merging it to Fact/Rule Translation, so that the symbolic statement is directly generated from the context and the query without intermediate textual representations. In the `-Unify` setting, we partially disable the Symbolic Validation module by not checking if the generated statement unifies to the query.

Negative in-context examples We also test the effects of the Negative in-context examples illustrated in Figure 3. In the `-SearchNeg` setting, we remove Negative examples from the Search module, while in `-TransNeg` we remove Negative examples from the Translation module.

	PW	BE	GSM	CLTR
SymBa	80.3	95.3	63.0	82.0
-Search	-5.6	-12.0	-1.5	+3.0
-Unify	-5.6	-2.3	+1.4	+2.0
-SearchNeg	-2.0	-12.0	+5.1	-1.0
-TransNeg	-4.6	-13.3	+0.3	-13.0

Table 5: Ablation results on four different benchmarks. Each column stands for ProofWriter-dep5, Birds-Electricity, GSM8k, and CLUTRR, respectively.

As presented in Table 5, the effects of each setting highly vary along the datasets. In ProofWriter variants, the performance significantly drops for all settings. It is notable that in GSM8k and CLUTRR-TF, some ablation settings achieve similar or even better performance compared to the original setting. However, we observe common issues related to the proof faithfulness in these settings. In GSM8k, the model often omits multiple reasoning steps

and directly outputs the intermediate values. In CLUTRR-TF, the model makes extreme Search-Hallucination and Translation errors. (Figure 8) To summarize, the modular approach and negative in-context examples are both necessary for SymBa’s robustness and faithfulness in multi-step reasoning.

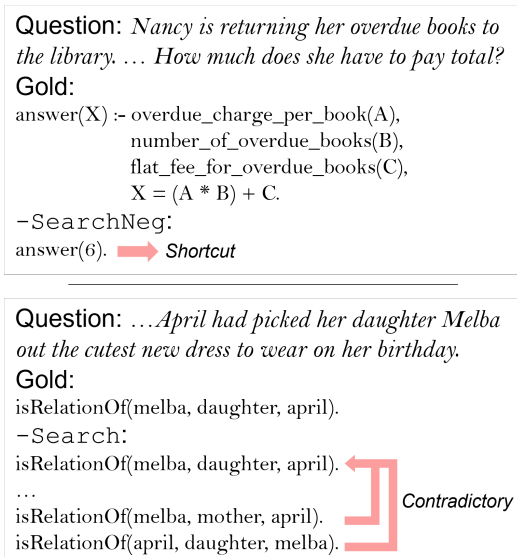


Figure 8: Examples of erroneous logic program statements, sampled from `-SearchNeg` in GSM8k and `-Search` in CLUTRR-TF. Ablated versions often fail to produce a faithful reasoning path where SymBa generates a correct proof (denoted as Gold).

7 Related works

7.1 Backward chaining

Backward chaining has not much been explored in the era of LLM and in-context learning compared to forward chaining. At the time of writing, the only work that explicitly claims to be an LLM-based backward chaining method is LAMBADA (Kazemi et al., 2023).

Alternatively, there exists a class of backward chaining methods that use relatively small-sized models directly fine-tuned with in-domain data (Tafjord et al., 2022; Bostrom et al., 2022). These methods train individual modules for rule generation and verification, achieving strong results but on behalf of the costly construction of large in-domain data for training.

Furthermore, as previously described in Section 3.1, approaches based on task decomposition (Zhou et al., 2023; Khot et al., 2023; Radhakrishnan et al., 2023) can be viewed as a type of backward chaining (Huang and Chang, 2023). Nonetheless, these methods tend to demonstrate relatively low proof

faithfulness due to planning failure (Radhakrishnan et al., 2023, Section 5.2 of this work), while SymBa is capable of providing a fully structured proof with high accuracy.

7.2 LLM and Logic programming

Integrating logic programming and LLMs for multi-step reasoning is a recently emerging topic (Pan et al., 2023; Yang et al., 2023; Olausson et al., 2023, *inter alia.*), triggered by the improvement in reasoning and code generation ability of LLMs. The majority of these works implement a similar two-stage approach: (1) convert the natural language problem into a complete logic program, and (2) run an external solver to prove the query.

SymBa differs from these methods in many aspects, including reasoning direction and systematicity of the proof process. It is reported that these methods often choose incompatible representations for the same concept or fail to discover information that does not surface in the premises (Olausson et al., 2023), as they generate the code without any hierarchical cues about how statements should relate with each other. These issues can be potentially mitigated by the top-down search of SymBa, as it ensures that all subgoals are addressed at least once and that the generated statement unifies with the query.

8 Conclusion

We introduce SymBa, which is a novel modular backward chaining method for diverse natural language multi-step reasoning tasks. The key component of SymBa is the top-down symbolic solver, which holds the entire control of the proof process. When there is no symbolic statement that can prove the query, the LLM generates a new statement and allows the solver to proceed.

By solver-LLM integration, we achieve high performance in a large variety of tasks, even ones that previous methods like LAMBADA have failed to address. Furthermore, SymBa provides a completely structured proof with high accuracy compared to natural language-based methods (CoT, Least-to-most) that often fail to generate faithful proofs. From these promising results, we believe that SymBa significantly extends the horizon of LLM-based backward chaining, and is readily applicable to real-world reasoning tasks that require a high degree of interpretability.

9 Limitations

While SymBa significantly improves the performance and efficiency of LLM-based backward chaining, it still holds limitations inherited from LLMs, backward chaining, and symbolic reasoning.

To begin with, LLMs often produce counterfactual and inconsistent information, and can potentially cause risk when used in domains where high precision and factuality are required. While SymBa reduces logical errors by leveraging the symbolic solver and applying a modular approach, the single-step statement generation based on LLM is still subjective to producing false reasoning steps that might lead to the wrong conclusion.

Furthermore, even though backward chaining does not rely on an explicit planning mechanism, a naively implemented backward chaining system might still require substantial computation in fact-driven tasks such as knowledge base question answering (KBQA) (Yih et al., 2016; Gu et al., 2021). This might be mitigated by integrating bottom-up reasoning with top-down reasoning (Hong et al., 2022), or by using sophisticated planning algorithms for symbolic solvers (Lu et al., 2012; Yang et al., 2023). We leave this direction as future work.

Lastly, some reasoning problems may not be suitable to be formulated in logic programming notations used in this study. Most notably, solving high-order logic problems generally requires *meta-predicates* that reason over the database, such as `call/N` in Prolog (Chen et al., 1993), which cannot be handled using the current algorithm of SymBa. Besides high-order logic, some reasoning tasks (e.g. Dalvi et al., 2021; Zellers et al., 2019) require reasoning with complex expressions and highly pragmatic assumptions, which might not be effectively expressed using logic programming.

References

- Ahmad A. Al-Hajji, Fatimah M. AlSuhaibani, and Nouf Sahal Alharbi. 2019. [An online expert system for psychiatric diagnosis](#). *International Journal of Artificial Intelligence & Applications*.
- K.R. Apt and K. Doets. 1992. *A New Definition of SLDNF-resolution*. Amsterdam ILLC CT. Institute for Logic, Language and Computation.
- Andrew Blair-Stanek, Nils Holzenberger, and Benjamin Van Durme. 2023. [Can gpt-3 perform statutory reasoning?](#)
- Kaj Bostrom, Zayne Sprague, Swarat Chaudhuri, and Greg Durrett. 2022. [Natural language deduction through search over statement compositions](#). In *Findings of the Association for Computational Linguistics: EMNLP 2022*, pages 4871–4883, Abu Dhabi, United Arab Emirates. Association for Computational Linguistics.
- Ilias Chalkidis, Manos Fergadiotis, Dimitrios Tsarapatanis, Nikolaos Aletras, Ion Androutsopoulos, and Prodromos Malakasiotis. 2021. [Paragraph-level rationale extraction through regularization: A case study on European court of human rights cases](#). In *Proceedings of the 2021 Conference of the North American Chapter of the Association for Computational Linguistics: Human Language Technologies*, pages 226–241, Online. Association for Computational Linguistics.
- Weidong Chen, Michael Kifer, and David Scott Warren. 1993. [HILOG: A foundation for higher-order logic programming](#). *J. Log. Program.*, 15(3):187–230.
- Karl Cobbe, Vineet Kosaraju, Mohammad Bavarian, Mark Chen, Heewoo Jun, Lukasz Kaiser, Matthias Plappert, Jerry Tworek, Jacob Hilton, Reiichiro Nakano, Christopher Hesse, and John Schulman. 2021. [Training verifiers to solve math word problems](#). *arXiv preprint arXiv:2110.14168*.
- Antonia Creswell, Murray Shanahan, and Irina Higgins. 2023. [Selection-inference: Exploiting large language models for interpretable logical reasoning](#). In *The Eleventh International Conference on Learning Representations, ICLR 2023, Kigali, Rwanda, May 1-5, 2023*.
- Bhavana Dalvi, Peter Jansen, Oyvind Tafjord, Zhengnan Xie, Hannah Smith, Leighanna Pipatanangkura, and Peter Clark. 2021. [Explaining answers with entailment trees](#). In *Proceedings of the 2021 Conference on Empirical Methods in Natural Language Processing*, pages 7358–7370, Online and Punta Cana, Dominican Republic. Association for Computational Linguistics.
- Yu Gu, Sue Kase, Michelle Vanni, Brian Sadler, Percy Liang, Xifeng Yan, and Yu Su. 2021. [Beyond iid: three levels of generalization for question answering on knowledge bases](#). In *Proceedings of the Web Conference 2021*, pages 3477–3488. ACM.
- Nils Holzenberger and Benjamin Van Durme. 2023. [Connecting symbolic statutory reasoning with legal information extraction](#). In *Proceedings of the Natural Legal Language Processing Workshop 2023*, pages 113–131, Singapore. Association for Computational Linguistics.
- Ruixin Hong, Hongming Zhang, Xintong Yu, and Changshui Zhang. 2022. [METGEN: A module-based entailment tree generation framework for answer explanation](#). In *Findings of the Association for Computational Linguistics: NAACL 2022*, pages 1887–1905, Seattle, United States. Association for Computational Linguistics.

- Jie Huang and Kevin Chen-Chuan Chang. 2023. [Towards reasoning in large language models: A survey](#). In *Findings of the Association for Computational Linguistics: ACL 2023*, pages 1049–1065, Toronto, Canada. Association for Computational Linguistics.
- Mehran Kazemi, Najoung Kim, Deepti Bhatia, Xin Xu, and Deepak Ramachandran. 2023. [LAMBADA: Backward chaining for automated reasoning in natural language](#). In *Proceedings of the 61st Annual Meeting of the Association for Computational Linguistics (Volume 1: Long Papers)*, pages 6547–6568, Toronto, Canada. Association for Computational Linguistics.
- Tushar Khot, Harsh Trivedi, Matthew Finlayson, Yao Fu, Kyle Richardson, Peter Clark, and Ashish Sabharwal. 2023. [Decomposed prompting: A modular approach for solving complex tasks](#). In *The Eleventh International Conference on Learning Representations*.
- Takeshi Kojima, Shixiang Shane Gu, Machel Reid, Yutaka Matsuo, and Yusuke Iwasawa. 2022. [Large language models are zero-shot reasoners](#). In *Advances in Neural Information Processing Systems 35: Annual Conference on Neural Information Processing Systems 2022, NeurIPS 2022, New Orleans, LA, USA, November 28 - December 9, 2022*.
- Hanmeng Liu, Zhiyang Teng, Ruoxi Ning, Jian Liu, Qiji Zhou, and Yue Zhang. 2023. [Glore: Evaluating logical reasoning of large language models](#).
- Benjie Lu, Zhiqing Liu, and Hui Gao. 2012. [An adaptive prolog programming language with machine learning](#). In *2nd IEEE International Conference on Cloud Computing and Intelligence Systems, CCIS 2012, Hangzhou, China, October 30 - November 1, 2012*, pages 21–24. IEEE.
- Qing Lyu, Shreya Havaldar, Adam Stein, Li Zhang, Delip Rao, Eric Wong, Marianna Apidianaki, and Chris Callison-Burch. 2023. [Faithful chain-of-thought reasoning](#). *arXiv preprint arXiv:2301.13379*.
- Kyle Marple, Elmer Salazar, and Gopal Gupta. 2017. [Computing stable models of normal logic programs without grounding](#). *CoRR*, abs/1709.00501.
- Jack Mumford, Katie Atkinson, and Trevor Bench-Capon. 2023. [Combining a legal knowledge model with machine learning for reasoning with legal cases](#). In *Proceedings of the Nineteenth International Conference on Artificial Intelligence and Law, ICAIL '23*, page 167–176, New York, NY, USA. Association for Computing Machinery.
- Theo Olausson, Alex Gu, Ben Lipkin, Cedegao Zhang, Armando Solar-Lezama, Joshua Tenenbaum, and Roger Levy. 2023. [LINC: A neurosymbolic approach for logical reasoning by combining language models with first-order logic provers](#). In *Proceedings of the 2023 Conference on Empirical Methods in Natural Language Processing*, pages 5153–5176, Singapore. Association for Computational Linguistics.
- Liangming Pan, Alon Albalak, Xinyi Wang, and William Wang. 2023. [Logic-LM: Empowering large language models with symbolic solvers for faithful logical reasoning](#). In *Findings of the Association for Computational Linguistics: EMNLP 2023*, pages 3806–3824, Singapore. Association for Computational Linguistics.
- Pruthvi Patel, Swaroop Mishra, Mihir Parmar, and Chitta Baral. 2022. [Is a question decomposition unit all we need?](#) In *Proceedings of the 2022 Conference on Empirical Methods in Natural Language Processing*, pages 4553–4569, Abu Dhabi, United Arab Emirates. Association for Computational Linguistics.
- David Poole and Alan K. Mackworth. 2010. *Artificial Intelligence - Foundations of Computational Agents*. Cambridge University Press.
- Ansh Radhakrishnan, Karina Nguyen, Anna Chen, Carol Chen, Carson Denison, Danny Hernandez, Esin Durmus, Evan Hubinger, Jackson Kernion, Kamilė Lukošiuūtė, Newton Cheng, Nicholas Joseph, Nicholas Schiefer, Oliver Rausch, Sam McCandlish, Sheer El Showk, Tamera Lanham, Tim Maxwell, Venkatesa Chandrasekaran, Zac Hatfield-Dodds, Jared Kaplan, Jan Brauner, Samuel R. Bowman, and Ethan Perez. 2023. [Question decomposition improves the faithfulness of model-generated reasoning](#).
- Abulhair Saparov and He He. 2023. [Language models are greedy reasoners: A systematic formal analysis of chain-of-thought](#). In *The Eleventh International Conference on Learning Representations, ICLR 2023, Kigali, Rwanda, May 1-5, 2023*. OpenReview.net.
- Koustuv Sinha, Shagun Sodhani, Jin Dong, Joelle Pineau, and William L. Hamilton. 2019. [CLUTRR: A diagnostic benchmark for inductive reasoning from text](#). In *Proceedings of the 2019 Conference on Empirical Methods in Natural Language Processing and the 9th International Joint Conference on Natural Language Processing (EMNLP-IJCNLP)*, pages 4506–4515, Hong Kong, China. Association for Computational Linguistics.
- Zayne Sprague, Kaj Bostrom, Swarat Chaudhuri, and Greg Durrett. 2023. [Deductive additivity for planning of natural language proofs](#). In *Proceedings of the 1st Workshop on Natural Language Reasoning and Structured Explanations (NLRSE)*, pages 139–156, Toronto, Canada. Association for Computational Linguistics.
- Oyvind Tafjord, Bhavana Dalvi, and Peter Clark. 2021. [ProofWriter: Generating implications, proofs, and abductive statements over natural language](#). In *Findings of the Association for Computational Linguistics: ACL-IJCNLP 2021*, pages 3621–3634, Online. Association for Computational Linguistics.
- Oyvind Tafjord, Bhavana Dalvi Mishra, and Peter Clark. 2022. [Entailer: Answering questions with faithful and truthful chains of reasoning](#). In *Proceedings of*

the 2022 Conference on Empirical Methods in Natural Language Processing, pages 2078–2093, Abu Dhabi, United Arab Emirates. Association for Computational Linguistics.

Jason Wei, Yi Tay, Rishi Bommasani, Colin Raffel, Barret Zoph, Sebastian Borgeaud, Dani Yogatama, Maarten Bosma, Denny Zhou, Donald Metzler, Ed H. Chi, Tatsunori Hashimoto, Oriol Vinyals, Percy Liang, Jeff Dean, and William Fedus. 2022a. [Emergent abilities of large language models](#). *Trans. Mach. Learn. Res.*, 2022.

Jason Wei, Xuezhi Wang, Dale Schuurmans, Maarten Bosma, Ed H. Chi, Quoc Le, and Denny Zhou. 2022b. [Chain of thought prompting elicits reasoning in large language models](#). *CoRR*, abs/2201.11903.

Jan Wielemaker, Tom Schrijvers, Markus Triska, and Torbjörn Lager. 2012. SWI-Prolog. *Theory and Practice of Logic Programming*, 12(1-2):67–96.

Kaiyu Yang, Jia Deng, and Danqi Chen. 2022. [Generating natural language proofs with verifier-guided search](#). In *Proceedings of the 2022 Conference on Empirical Methods in Natural Language Processing*, pages 89–105, Abu Dhabi, United Arab Emirates. Association for Computational Linguistics.

Sen Yang, Xin Li, Leyang Cui, Lidong Bing, and Wai Lam. 2023. Neuro-symbolic integration brings causal and reliable reasoning proofs. *arXiv preprint*.

Zhilin Yang, Peng Qi, Saizheng Zhang, Yoshua Bengio, William Cohen, Ruslan Salakhutdinov, and Christopher D. Manning. 2018. [HotpotQA: A dataset for diverse, explainable multi-hop question answering](#). In *Proceedings of the 2018 Conference on Empirical Methods in Natural Language Processing*, pages 2369–2380, Brussels, Belgium. Association for Computational Linguistics.

Wen-tau Yih, Matthew Richardson, Chris Meek, Ming-Wei Chang, and Jina Suh. 2016. [The value of semantic parse labeling for knowledge base question answering](#). In *Proceedings of the 54th Annual Meeting of the Association for Computational Linguistics (Volume 2: Short Papers)*, pages 201–206, Berlin, Germany. Association for Computational Linguistics.

Rowan Zellers, Ari Holtzman, Yonatan Bisk, Ali Farhadi, and Yejin Choi. 2019. Hellaswag: Can a machine really finish your sentence? In *Proceedings of the 57th Annual Meeting of the Association for Computational Linguistics*.

Denny Zhou, Nathanael Schärli, Le Hou, Jason Wei, Nathan Scales, Xuezhi Wang, Dale Schuurmans, Claire Cui, Olivier Bousquet, Quoc V. Le, and Ed H. Chi. 2023. [Least-to-most prompting enables complex reasoning in large language models](#). In *The Eleventh International Conference on Learning Representations, ICLR 2023, Kigali, Rwanda, May 1-5, 2023*.

A Solver specification

In this section, we provide an algorithmic description of SymBa. SymBa can be viewed as an extension of the SLDNF resolution (Selective Linear Definite resolution with Negation as Failure) algorithm (Apt and Doets, 1992) typically used in top-down solvers like SWI-Prolog (Wielemaker et al., 2012). A simplified pseudo-code for SymBa is presented in Algorithm 1. The notations used throughout this section are presented in Table 6.

Notation	Definition
h, p, q	Term (proposition)
\mathbb{T}	Set of all terms
B	Binding (mapping from variables to variables/constants)
\mathcal{B}	List of bindings.
\mathbb{B}	Set of all bindings.
s	Statement (rule, fact)
$s.head$	Rule head (term)
$s.body$	Rule body (list of terms)
C	Context written in natural language

Table 6: Notations used in Appendix A.

Before proceeding to the algorithm, we introduce three procedures about unification and binding, namely $UNIFY : \mathbb{T} \times \mathbb{T} \rightarrow \{0, 1\}$, $BINDING : \mathbb{T} \times \mathbb{T} \rightarrow \mathbb{B}$, and $BIND : \mathbb{T} \times \mathbb{B} \rightarrow \mathbb{T}$. As described in Section 2.2, two terms are said to unify if there is a valid binding that makes the terms identical. $UNIFY$ returns a boolean value indicating whether the two terms unify or not. $BINDING$ returns the binding of two terms if they unify. $BIND$ takes a term (possibly containing variables) and a binding as its argument, and returns the bound term after substituting the variables from the term to the corresponding values. By definition, for any two terms p and q that satisfy $UNIFY(p, q)$, $BIND(p, BINDING(p, q)) = BIND(q, BINDING(p, q))$ should always hold.

$SOLVE$ is the main procedure of SymBa. It receives a query term q as a parameter and refers to the global database (set of statements) \mathcal{D} to compute \mathcal{B}_{final} , the list of all provable bindings for q . If \mathcal{B}_{final} is not empty, it implies that q can be proved on \mathcal{D} . Otherwise, the query cannot be proved.

Negation is handled first, in Lines 5-12. In the negation-as-failure semantics, the negation not q succeeds when q fails, and vice versa. Therefore, whenever the query is negated (*i.e.* not q_{pos}), its non-negative dual (*i.e.* q_{pos}) is proved first (Line 6). When the proof succeeds, the negated goal should be failed, therefore an empty list (\mathcal{B}_{final}) is returned (Line 8). When the proof fails, an empty

binding is added to the \mathcal{B}_{final} to indicate success of the original query.

The main loop is shown in Lines 13-31. First, the statements that have heads unifying with the query are selected from the database. The initial binding B_0 is the binding between the statement’s head and the query. For each subgoal p_t , we bind the subgoal using the previous binding $B_{t-1,i}$ (Line 19). The partially bound subgoal $p_{t,i}$ is proved by recursively calling $SOLVE$, which returns a list of bindings for $p_{t,i}$ (Line 20). The new bindings $B_{t,i,j}$ are added to original binding $B_{t,i}$ (Line 22), which are then propagated to the next subgoal p_{t+1} . When all subgoals are proved, the query is proved, and the bindings are added to the answer set (Line 27). Note that if the query contains variables, these bindings can be used to bind the query to obtain the list of possible ‘solutions’, as presented in Lines 41-45.

Single-step statement generation, the novel mechanism of SymBa, is shown in Lines 32-38. The flag *isProved* denotes whether the solver has succeeded in finding a statement that unifies with the query. If the value is **false**, the single-step statement generation ($SINGLESTEPSTMTGEN$) process described in Section 3.2 is called, which is expected to return a new statement s_{new} from the context C and the query q . If the procedure succeeds, s_{new} is added to \mathcal{D} , and the solver re-attempts to solve q with the updated database.

If the negation-as-failure succeeded (Line 10), it cannot be determined if the positive query is truly unprovable because queries that have never been previously addressed will always fail. Therefore, the *isProved* flag remains **false** in this case, which will later invoke the single-step statement generation.

For brevity, here we do not further describe additional features, namely comparison operators, odd loop on negation (OLON) (Marple et al., 2017), goal tabling (to prevent duplicate calls and infinite recursion), and proof tree generation. Full implementation of SymBa will be released upon acceptance.

B Dataset details

This section further describes how the benchmarks used in this study are sampled, preprocessed, and evaluated. A task-wise comparison of input (context and question) with proofs generated by different methods is presented in Figure 9.

Algorithm 1 Algorithm of SymBa

```
1: global  $\mathcal{D} \leftarrow \text{empty set}$ 
2: procedure SOLVE( $q$ ) ▷ Input: query term, Returns: list of bindings
3:    $\mathcal{B}_{final} \leftarrow \text{empty list}$ 
4:    $isProved \leftarrow \text{false}$ 
5:   if  $q$  is negated (i.e. not  $q_{pos}$ ) then
6:      $\mathcal{B}_{pos} \leftarrow \text{SOLVE}(q_{pos})$ 
7:     if  $\mathcal{B}_{pos}$  is empty then
8:       return empty list ▷ NAF fail
9:     else
10:      Append empty binding to  $\mathcal{B}_{final}$ 
11:    end if
12:  end if
13:   $\mathcal{S} \leftarrow \{s \in \mathcal{D} \mid \text{UNIFY}(s.head, q)\}$  ▷ Set of statements that have heads unifying with  $q$ 
14:  for  $s \in \mathcal{S}$  do
15:     $\mathcal{B}_0 \leftarrow [\text{BINDING}(s.head, q)]$ 
16:    for  $p_t \in s.body = [p_1, \dots, p_T]$  do
17:       $\mathcal{B}_t \leftarrow \text{empty list}$ 
18:      for  $B_{t-1,i} \in \mathcal{B}_{t-1} = [B_{t-1,0}, \dots, B_{t-1,I}]$  do
19:         $p_{t,i} \leftarrow \text{BIND}(p_t, B_{t-1,i})$  ▷ Apply bindings from head & previous subgoals
20:         $\mathcal{B}_{t,i} \leftarrow \text{SOLVE}(p_{t,i})$  ▷ Solve the partially bound subgoal
21:        for  $B_{t,i,j} \in \mathcal{B}_{t,i} = [B_{t-1,0}, \dots, B_{t-1,J}]$  do
22:           $B_{t,i,j} \leftarrow B_{t,i,j} \cup B_{t-1,i}$  ▷ Update the binding
23:        end for
24:        Extend  $B_{t,i}$  to  $\mathcal{B}_t$ 
25:      end for
26:    end for
27:    Extend  $B_T$  to  $\mathcal{B}_{final}$ 
28:    if  $B_T$  is not empty then
29:       $isProved \leftarrow \text{true}$ 
30:    end if
31:  end for
32:  if  $isProved$  then ▷ Subgoal success
33:    return  $\mathcal{B}_{final}$ 
34:  else ▷ Subgoal failure
35:     $s_{new} \leftarrow \text{SINGLESTEPSTMTGEN}(C, q)$ 
36:    Add  $s_{new}$  to  $\mathcal{D}$ 
37:    return SOLVE( $q$ )
38:  end if
39: end procedure
40:
41:  $C \leftarrow \text{user input}$ 
42:  $q_{init} \leftarrow \text{user input}$ 
43:  $\mathcal{B} \leftarrow \text{SOLVE}(q)$ 
44: for  $q_{final} \in \{\text{BIND}(q_{init}, B) \mid B \in \mathcal{B}\}$  do
45:   print  $q_{final}$ 
46: end for
```

All datasets used in this study allow free use, modification, and redistribution for non-commercial applications.

B.1 ProofWriter-dep5 / Birds-Electricity

Test split sampling We sample our evaluation set from the test split of the closed-world assumption subset (CWA). Specifically, for ProofWriter, we use the dep5 subset, which has a deepest maximum reasoning depth of 5. Since a single context includes multiple questions, we first sample 300 contexts and randomly sample a question from it. As a result, we obtain 300 (context, question) tuples for each dataset (ProofWriter-dep5 and Birds-Electricity).

In-context demonstrations We randomly sample 3 examples from ProofWriter-dep3 and -dep2 data that contain shorter contexts to test the length generalization ability of each methods. For CoT prompting and Least-to-most prompting, we provide the pre-order traversal of the golden proof tree provided for each instance, with stopwords like *since* and *so* that is known to enhance the performance in CoT prompting (Kazemi et al., 2023). For LAMBADA, we use the prompt format provided in the original paper, which is populated with the sampled in-context examples.

Logic program We consistently apply verb(subject,object) format to both datasets. For instance, *Bald eagle does not eat the mouse.* translates to `not eats(bald_eagle,mouse)`. Note that we apply the same format for adjective facts. For example, the corresponding symbolic form for *Alan is young.* is `is(alan,young)`, opposed to another commonly used form `young(alan)` or `young(alan,true)` (Olausson et al., 2023; Pan et al., 2023).

As a common practice for measuring the reasoning ability in out-of-distribution data (Birds-Electricity) using in-domain data (ProofWriter) (Tafjord et al., 2021), we use the prompts and examples sampled from ProofWriter train split for Birds-Electricity.

Evaluation We use the true/false labels provided with the original dataset without modification.

B.2 GSM8k

Test split sampling We use the test split used in Yang et al. (2023), which contains 270 examples and is a subset of the original test split from Cobbe et al. (2021).

In-context demonstrations We randomly sample 5 questions from the train split. For CoT prompting, we used the answer column from the original dataset and removed the external call snippets (equations that are wrapped in double angle brackets «...»). For Least-to-most prompting, we reformulate the answer column from the 'Socratic' version of the dataset that formulates the reasoning chain as consecutive sequence of questions and answers.

Logic program We denote the meaning of each numeric value with predicates of arity 1, as in `total_number_of_flowers(_)` or `number_of_yellow_flowers(_)`. We use `answer(X)` to express the final answer in all examples and evaluate if the variable X is successfully bound to the right numeric value (e.g. `answer(5)`).⁵ Facts denote the base value mentioned in the text (e.g. `number_of_yellow_flowers(10)`), and rules express the arithmetic relations between each value (e.g. `number_of_purple_flowers(X) :- number_of_yellow_flowers(A), X = A * 1.8.`).

Evaluation We use the numeric answer provided with the original dataset. If the answer is not a numeric string (e.g. 25,000 or 42 pages), they are considered incorrect. While Standard prompting exceptionally suffers from this constraint, we claim that it is not unfair as each method is equally presented with 5-shot examples in the correct format.

B.3 CLUTRR-TF

Test split sampling We randomly sample 100 examples from the test split of CLUTRR v1. To generate false labels, we sample half of the examples and alter the relation label of the gold triplet to a random one.

In-context demonstrations We randomly sample 3 stories from the train split that only contains 2-3 relations to test the length generalization ability of each methods. For CoT, we provide a golden chain of kinship relations that connect the two queried entities. For Least-to-most prompting, each decomposed question contains information about an entity and a relation, asking for the bridging entity. (e.g. *Who is the father of Andrea?*)

Logic program and expert system We introduce 39 manually crafted rules about family relationships. To reduce excessive recur-

⁵While previous approaches in logic programming-integrated LLMs use an additional step to specify which predicate corresponds to the final answer (Pan et al., 2023), we do not introduce this mechanism for universality.

ProofWriter-dep5:

Bob is quiet. Charlie is green.
 Erin is cold. Erin is quiet.
 Harry is cold. Harry is kind.
 Harry is white.
 Big, smart people are white.
 If someone is cold and kind then they are white.
 All big, green people are white.
 Cold, quiet people are big.
 Cold, big people are smart.
 White, kind people are green.
 All cold, white people are kind.
 Green people are cold.
 Is this sentence true: Erin is kind.

GSM8k:

Well's mother sells watermelons, peppers, and oranges at the local store. A watermelon costs three times what each pepper costs. An orange costs 5 less than what a watermelon cost. Dillon is sent to the store to buy 4 watermelons, 20 peppers, and 10 oranges. What's the total amount of money he will spend if each pepper costs 15\$?

CLUTRR-TF:

[Beverly] went to the store with her sister [Julia] [Rachel] and her brother [Charles] were out playing when their mother [Dorothy] called them in for dinner. When they got inside [Rachel]'s sister [Beverly] was already at the table.

Is Dorothy the mother of Julia?

ECtHR Article 6:

5. The applicant was born in 1974 and lives in Berlin.
 6. On 13 March 2010 there was a fight in the applicant's apartment between the applicant, S. (the applicant's flatmate at the time) and S.'s guests.
 ...
 Is this case a non-violation of ECHR Article 6?

Chain-of-thought:

Erin is cold and quiet. Since cold, quiet people are big, Erin is big. Since cold, big people are smart, Erin is smart. Since big, smart people are white, Erin is white. Since all cold, white people are kind, Erin is kind. Therefore, "Erin is kind." is true. ##### yes.

Chain-of-thought:

A watermelon costs 3 times what each pepper costs, so a watermelon costs $3 * \$15 = \45 . An orange costs ...

Dillon buys 4 watermelons, so he spends $4 * \$45 = \180 on watermelons. He buys 20 peppers, so he spends $20 * \$15 = \300 ...

The total amount of money Dillon will spend is $\$180 + \$300 + \$400 = \880 . ##### 880

Chain-of-thought:

Dorothy is the mother of Rachel and Charles. Beverly is the sister of Julia and Rachel. Therefore, Dorothy is also the mother of Beverly. Since Beverly and Julia are sisters, Dorothy can be inferred as the mother of Julia. ##### Yes.

▶ Irrelevant fact

Chain-of-thought:

To determine if there is a non-violation of the applicant's right to a fair trial under Article 6 of the ECHR, we need to assess the case against the criteria provided. 'general fairness' suffices when all of these hold: 'right not to incriminate oneself, ...

Based on the information provided, there are concerns regarding ... Therefore, we cannot conclude that the case results in a non-violation of the applicant's right to a fair trial. ##### No.

Least-to-most:

Q. Is Erin cold?
 A. Yes, Erin is cold.
 ...
 Q. Is Erin green?
 A. Since white, kind people are green, and Erin is white, if Erin is kind, then Erin must be green.
 Q. Are all cold, white people kind?
 A. Yes, all cold, white people are kind.
 Q. Is this sentence true? Erin is kind.
 A. Since Erin is cold and white, and all cold, white people are kind, Erin is kind.

Final answer: Yes.
 ▶ Planning failure (irrelevant fact)

Least-to-most:

Q. How much does each watermelon cost?
 A. Each watermelon costs 3 times what each pepper costs, so each watermelon costs $3 * \$15 = \45 .
 Q. How much does each orange cost?
 A. Each orange costs \$5 less than what a watermelon costs, so each orange costs $\$45 - \$5 = \$40$.
 ...
 Q. What's the total amount of money Dillon will spend?
 A. The total amount Dillon will spend is the sum of the cost of watermelons, peppers, and oranges, which is $\$180 + \$300 + \$400 = \880 .
 Final answer: 880.

Least-to-most:

Q. Who are the children of Dorothy?
 A. Rachel and Charles.
 Q. Is #1 the sister of Rachel?
 A. Yes.
 Q. Dorothy can be inferred as the mother of Julia.
 A. No.
 Final answer: No.

▶ Planning failure / Wrong answer

Least-to-most:

Q. Is there general fairness?
 A. Yes.
 Q. Was there a public hearing?
 A. Yes.
 ...
 Q. Was the right not to incriminate oneself upheld?
 A. Yes.
 ...
 Q. Is this case a non-violation of ECHR Article 6?
 A. Yes.
 Final answer: Yes.
 ▶ Planning failure (false order)

SymBa:

```

└ is(erin,kind)
└ is(erin,cold)
└ is(erin,white)
└ is(erin,big)
└ is(erin,cold)
└ is(erin,quiet)
└ is(erin,smart)
└ is(erin,cold)
└ is(erin,big)
└ is(erin,cold)
└ is(erin,quiet)

```

SymBa:

```

└ answer(880)
└ price_of_each_watermelon(45)
└ cost_of_each_pepper(15)
└ 45 = (15*3)
└ number_of_watermelons_dillon_buys(4)
└ price_of_each_pepper(15)
└ number_of_peppers_dillon_buys(20)
└ price_of_each_orange(40)
└ cost_of_one_watermelon(45)
└ cost_of_one_pepper(15)
└ 45 = (15*3)
└ 40 = 45-5
└ number_of_oranges_dillon_buys(10)
└ 880.0 = (((45*4)+(15*20))+(40*10))

```

SymBa:

```

└ relation(dorothy,mother,julia)
└ isRelationOf(dorothy,mother,rachel)
└ relation(rachel,sister,julia)
└ isRelationOf(rachel,sister,beverly)
└ relation(beverly,sister,julia)
└ isRelationOf(beverly,sister,julia)
└ julia != rachel

```

SymBa:

```

└ non_violation_of_article_6
└ general_fairness
└ right_not_to_incriminate_oneself
└ not_compelled_to_testify
└ checkIf("The applicant is not compelled to testify under pressure or sanctioned for refusal.", not_seriously_violated)
└ no_subterfuge
└ checkIf("Authorities do not employ subterfuge to elicit testimony obtainable during questioning", not_seriously_violated)
└ testimony_with_knowledge_of_rights
└ ...

```

Figure 9: Examples from four datasets (ProofWriter-dep5, GSM8k, CLUTRR-TF, ECtHR Article 6), with outputs from Chain-of-thought, Least-to-most, and SymBa. For Least-to-most prompting, the grey font denotes the sub-questions that are generated from the Decompose stage. For SymBa, the grey font denotes subgoals that are automatically proved by goal tabling (caching), therefore did not require any LLM inference. Notably, Least-to-most prompting frequently generates irrelevant sub-questions or fails to predict the correct order between sub-questions during the Decompose phase, as highlighted in red. SymBa can produce a symbolic proof tree using either the proof trace or the final logic program, which significantly enhances the interpretability of the proof. Note that SymBa initially generates a logic program accompanied by natural language description as the output as illustrated in Figure 2, but is omitted here due to space limits.

sion, we use separate predicate names for the base fact and inferred relations. For instance, ‘George is the father of Andrea.’ is translated as `isRelationOf(george, father, andrea)` if it is a fact directly from the context, or `relation(george, father, andrea)` if it is inferred by more than one bridging entities. Note that the predicate name for the latter casts no effect on the performance as it is only used for the symbolic solver and not the LLM.

Examples of the expert system rules are presented as follows. Note that the semicolon(;) denotes that the rule conditions are satisfied when either of the groups is satisfied (disjunction).

```
relation(A, R, B) :-
  isRelation(A, R, B).
relation(A, son, B) :-
  isRelationOf(A, brother, C),
  relation(C, (son;daughter), B).
relation(A, daughter, B) :-
  isRelationOf(A, sister, C),
  relation(C, (son;daughter), B).
...
```

Evaluation Each model is instructed to predict if the label is correct or not (randomized).

B.4 ECtHR Article 6

Test split sampling The data from Mumford et al. (2023) provides expert system-based annotations for only a subset of the original ECtHR dataset. We make use of all 151 samples from the intersection of the original ECtHR test split and the annotated data.

In-context demonstrations We do not make use of in-domain demonstrations for ECtHR. Instead, we provide a 1-shot demonstration that provides a guide about the syntax and semantics of the desired output, but not including any information about an existing case or the ECHR Article 6 itself.

Logic program and expert system We directly make use of the 3-level expert system from Mumford et al. (2023). This expert system judges if a given case is a non-violation of Article 6 of the European Convention of Human Rights (ECHR). It decomposes the main goal (non-violation of Article 6) into 5 issues (level 1), 18 intermediate nodes (level 2), and 34 leaf nodes (level 3). For SymBa, as the solver traverses the expert system rules, the single-step statement generation process is eventually called to decide if the leaf node condition

is satisfied. For other methods, we directly add the concatenation of the rules in natural language into the prompts. Descriptions for leaf nodes are extracted from the annotator guide⁶, which was used to instruct the human annotators (law school students). Example rules from the expert system are presented below. `checkIf` predicates take a natural language statement and an empty variable as arguments, which the LLM should read the former and fill the latter with `seriously_violated` or `not_seriously_violated`.

```
non_violation_of_article_6 :-
  general_fairness,
  public_hearing,
  reasonable_time,
  presumption_of_innocence,
  had_the_minimum_rights.
general_fairness :-
  right_not_to_incriminate_oneself,
  independent_and_impartial,
  equality_of_arms_and_adversarial_hearing,
  integrity_of_evidence,
  access_to_court,
  legal_certainty_is_upheld.
right_not_to_incriminate_oneself :-
  not_compelled_to_testify,
  no_subterfuge,
  testimony_with_knowledge_of_rights.
not_compelled_to_testify :-
  checkIf(The applicant is not compelled
to testify under pressure or sanctioned for
refusal.; Ans),
  Ans != seriously_violated.
...
```

Evaluation Each model is instructed to predict if the case violates Article 6 or not, in a binary label.

C Error analysis

In this section, we further provide details of the error analysis introduced in Section 6.1.

C.1 Qualitative analysis

ProofWriter-dep5 The Rule Search module often fails to retrieve a unifying rule if the rule is not bound, as quantitatively analyzed in Section 6.1. For instance, the model failed to find the unbound rule “If something is round then it chases the dog.” from the query `chases(tiger, dog)`.

⁶https://github.com/jamumford/Human_Legal_Verdict_Prediction/blob/main/Article6_ADM.pdf

Birds-Electricity Errors from Birds-Electricity are mostly due to undesired common sense reasoning; e.g. "The switch is on." is falsely retrieved from the query `runs_through(current, switch)`. While these two facts do not relate with each other formally, the former often implies the latter in daily contexts.

CLUTRR-TF Similar to ProofWriter, Search-Miss is the most dominant error type observed in CLUTRR-TF. However, the context of CLUTRR only contains ground facts and no unground rules. The major cause of error in CLUTRR is that the model has to infer the *reverse* of the relationship exposed in the context. For example, the model could not relate `isRelationTo(lisa, daughter, _)` to *[Lisa] and [Roger] did the Father daughter dance at the recital.*

GSM8k In GSM8k dataset, the model suffers from multiple possible interpretations of predicate names generated by its own, e.g. `cost_of_sale_unit` can be interpreted as "the price of single yogurt" or "the price of 4 yogurts" in *"They are currently on sale at 4 yogurts for \$5.00."* Also, it often fails to formulate non-arithmetic operations such as maximum function correctly. If the answer is the maximum value of `thursday_revenue` and `friday_revenue`, an acceptable statement example would be `answer(X) :- thursday_revenue(A),friday_revenue(B), A > B, X = A.` and the other way around (`B > A, X = B`), but the model has generated an ill-formed code as `answer(X) :- thursday_revenue(A),friday_revenue(B), X = A > B.`

ECtHR In ECtHR, the model often misjudges that a random, irrelevant fact is somehow related to the query. For instance, the model has concluded that the criteria *"Evidence is fairly obtained and administered"* was seriously violated from the fact that *"The defence had made excessive use of their right ... and had filed around 500 applications for the taking of evidence ... that was impossible to obtain, ..."*. However, as 'the defence' refers to the applicants of this ECtHR case, this fact only implies that the applicant is responsible for the delay of the questioned case, not that evidence was unfairly obtained or administered.⁷

⁷The case exemplified here is Demjanjuk v. Germany, application number 24247/15.

C.2 Quantitative analysis

In this section, we provide details about the experiment presented in Section 6.1, which tests the effects of bound and unbound rules.

We use the original ProofWriter-dep5 test set (closed-world assumption). A rule is classified as bound (unbound) if it does not include (does include) the word 'someone' or 'something'. For bound rules, the corresponding query is identical to the rule head. For bound rules, as the rule head contains variables, we substitute the variable with a random entity name sampled from the dataset. Among these query-rule pairs, we filter out cases where the query matches two or more rules in the context. Finally, we randomly sample 30 context-query-rule triplets for each context length (number of facts and rules in the statement) from 15 to 25 and whether the rule is bound, resulting in 660 examples.

Since falsely retrieved rules that do not unify with the query are automatically filtered out by the Symbolic Validation module, we select recall as the core metric over precision and F1 score. The results presented in Figure 6 also support this claim, as relatively few Search-Hallucination errors are observed from the ProofWriter-dep5 dataset.

The recall score reported in Figure 7 averages 330 samples for bound/unbound rules. The full results are plotted in Figure 10, where the context length and the recall score demonstrates a relatively minor negative correlation compared to the boundness of the target rule.

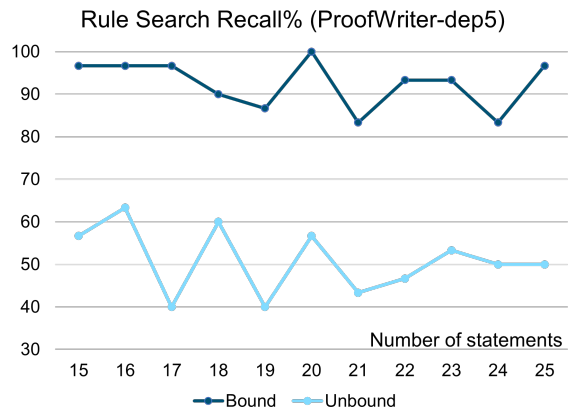


Figure 10: Recall of Rule Search module in ProofWriter-dep5 plotted with the number of statements (facts and rules) in the context. Each data point represents the average of 30 samples. Details can be found in Appendix C.

Besides our experiment on the type of rules

(bound / not bound), [Kazemi et al. \(2023\)](#) has reported that the accuracy of the Fact Check module, which directly corresponds to SymBa’s Fact Search module, is strongly dependent on the model size. Applying an external search module specialized for searching unifying rules rather than using LLMs could significantly increase the performance. However, we leave this direction as future work.

D Prompts

In this section, we provide prompts used for single-step statement generation in SymBa for each task. Note that for CLUTRR and ECtHR, we do not need Rule Search/Translation because all necessary rules are provided by the corresponding expert system. Furthermore, we will release the prompts (Standard prompting, Chain-of-thought prompting, Least-to-most prompting, and LAMBADA) upon acceptance.

D.1 ProofWriter-dep5 / Birds-Electricity

D.1.1 Fact Search

Find a single fact from the context that is applicable to the query, one per each line.

Example 1

Context: The bear chases the mouse. The cat is big. The dog is rough. The mouse likes the cat.

Query: likes(mouse, _)

Applicable fact: The mouse likes the cat.

Example 2

Context: Anne is round. Erin is furry. Fiona is blue.

Query: is(erin, round)

Applicable fact: No applicable fact.

Example 3

Context: The bald eagle chases the dog. The dog chases the lion. The lion eats the bald eagle.

Query: chases(_, dog)

Applicable fact: The bald eagle chases the dog.

Example 4

Context: {facts}

Query: {query}

Applicable fact:

D.1.2 Rule Search

Find rules from the context that is applicable to the query, one

per each line.

Example 1

Context: If the dog is cold and the dog likes the cat then the cat is cold. If someone chases the cat and they like the bear then the cat likes the mouse. If someone likes the bear and the bear does not chase the cat then the bear likes the mouse. If someone is cold and young then they chase the mouse. If someone likes the mouse then they like the cat. If someone is big and not young then they like the bear.

Query: likes(_, mouse)

Applicable rules: If someone chases the cat and they like the bear then the cat likes the mouse.

If someone likes the bear and the bear does not chase the cat then the bear likes the mouse.

Example 2

Context: All furry people are round. If someone is round and furry then they are green.

Query: is(eric, round)

Applicable rules: All furry people are round.

Example 3

Context: If someone chases the bald eagle and the bald eagle is not cold then they eat the bald eagle. If the lion does not eat the dog then the dog chases the bald eagle.

Query: eats(mouse, bald_eagle)

Applicable rules: If someone chases the bald eagle and the bald eagle is not cold then they eat the bald eagle.

Example 4

Context: {rules}

Query: {query}

Applicable rules:

D.1.3 Fact Translation

Example 1

Query: likes(mouse, _)

Fact: The mouse likes the cat.

Statement: likes(mouse, cat).

Example 2

Query: is(erin, red)

Fact: Erin is round.

Statement: is(erin, round).

Example 3

Query: chases(_, lion)

Fact: The bald eagle chases the dog.

Statement: chases(bald_eagle, dog).

Example 4

Query: {query}

Fact: {fact}

Statement:

D.1.4 Rule Translation

Example 1

Query: likes(_, bear)

Rule: If someone likes the bear and the bear does not chase the cat then the bear likes the mouse.

Statement: likes(bear, mouse) :- likes(X, bear), not chases(bear, cat).

Example 2

Query: is(erin, furry)

Rule: All furry people are round.

Statement: is(X, round) :- is(X, furry).

Example 3

Query: eats(rabbit, bald_eagle)

Rule: If someone chases the bald eagle and the bald eagle is not cold then they eat the bald eagle.

Statement: eats(X, bald_eagle) :- chases(X, bald_eagle), not is(bald_eagle, cold).

Example 4

Query: {query}

Rule: {rule}

Statement:

D.2 GSM8k

D.2.1 Fact Search

Find a single fact from the context that is applicable to the query, one per each line.

Example 1

Context: Julie is reading a 120-page book. Yesterday, she was able to read 12 pages and today, she read twice as many pages as yesterday. If she wants to read half of the remaining pages tomorrow, how many pages should she read?

Query: answer(_)

Applicable fact: The value of query: answer(_) is not directly given in the passage.

Example 2

Context: Mark has a garden with flowers. He planted plants of three different colors in it. Ten of them are yellow, and

there are 80% more of those in purple. There are only 25% as many green flowers as there are yellow and purple flowers.

How many flowers does Mark have in his garden?

Query: number_of_yellow_flowers(_)

Applicable fact: The value of query: number_of_yellow_flowers(_) is directly given as 10.

Example 3

Context: Ursula bought five hot dogs at \$1.50 each and three salads at \$2.50 each. If she had two \$10 bills, how much change did she get back?

Query: changes_ursula_got_back(_)

Applicable fact: The value of query: changes_ursula_got_back(_) is not directly given in the passage.

Example 4

Context: A truck driver has to spend \$2 per gallon of gas. She can drive 10 miles per gallon. She drives at a rate of 30 miles per hour. If she is paid \$.50 per mile, how much money does she make if she drives for 10 hours?

Query: driver_speed_in_mph(_)

Applicable fact: The value of query: driver_speed_in_mph(_) is directly given as 30 mph.

Example 5

Context: Building A has 4 floors, which is 9 less than Building B. Building C has six less than five times as many floors as Building B. How many floors does Building C have?

Query: floors_of_building_A(_)

Applicable fact: The value of query: floors_of_building_A(_) is directly given as 4.

Example 6

Context: {facts}

Query: {query}

Applicable fact:

D.2.2 Rule Search

Find rules from the context that is applicable to the query, one per each line.

Example 1

Context: Julie is reading a 120-page book. Yesterday, she was able to read 12 pages and today, she read twice as many pages as yesterday. If she wants to read half of the remaining pages tomorrow, how many pages should she read?

Query: answer(_)

Applicable rules: The value of query: answer(_) can be calculated by "the number of remaining pages" * 0.5.

Example 2

Context: Mark has a garden with flowers. He planted plants of three different colors in it. Ten of them are yellow, and there are 80% more of those in purple. There are only 25% as many green flowers as there are yellow and purple flowers. How many flowers does Mark have in his garden?

Query: `number_of_green_flowers(_)`

Applicable rules: The value of query: `number_of_green_flowers(_)` can be calculated as "total number of yellow and purple flowers" * 0.25.

Example 3

Context: Ursula bought five hot dogs at \$1.50 each and three salads at \$2.50 each. If she had two \$10 bills, how much change did she get back?

Query: `total_price_of_hot_dogs(_)`

Applicable rules: The value of query: `total_price_of_hot_dogs(_)` can be calculated as "the number of hot dogs Ursula bought" * "the price of single hot dog in dollars".

Example 4

Context: A truck driver has to spend \$2 per gallon of gas. She can drive 10 miles per gallon. She drives at a rate of 30 miles per hour. If she is paid \$.50 per mile, how much money does she make if she drives for 10 hours?

Query: `money_driver_made_by_driving_10_hours(_)`

Applicable rules: The value of query: `money_driver_made_by_driving_10_hours(_)` can be calculated as "the total money spent on gas in dollars" - "the total amount of money driver is paid in dollars".

Example 5

Context: Building A has 4 floors, which is 9 less than Building B. Building C has six less than five times as many floors as Building B. How many floors does Building C have?

Query: `floors_of_building_C(_)`

Applicable rules: The value of query: `floors_of_building_C(_)` can be calculated as $5 * \text{"floors of Building B"} - 6$.

Example 6

Context: {facts}

Query: {query}

Applicable rules:

D.2.3 Fact Translation

Example 1

Query: `answer(_)`

Fact: `answer(_)` is not directly given in the passage.

Statement: not answer.

Example 2

Query: `number_of_green_flowers(_)`

Fact: The value of query: `number_of_green_flowers(_)` is not directly given in the passage.

Statement: not `number_of_yellow_flowers`.

Example 3

Query: `money_ursula_had_initially(_)`

Fact: The value of query: `money_ursula_had_initially(_)` is directly given as \$20.

Statement: `money_ursula_had_initially(20)`.

Example 4

Query: `total_money_spend_in_gas(_)`

Fact: The value of query: `driver_speed_in_mph(_)` is directly given as 30 mph.

Statement: `driver_speed_in_mph(30)`.

Example 5

Query: `floors_of_building_C(_)`

Fact: The value of query: `floors_of_building_A(_)` is directly given as 4.

Statement: The value of query: `floors_of_building_A(4)`.

Example 6

Query: {query}

Fact: {fact}

Statement:

D.2.4 Rule Translation

Example 1

Query: `answer(_)`

Rule: The value of query: `answer(_)` can be calculated by "the number of remaining pages" * 0.5.

Statement: `answer(X) :- number_of_remaining_pages(A), X = A / 2`.

Example 2

Query: `number_of_green_flowers(_)`

Rule: The value of query: `number_of_green_flowers(_)` can be calculated as "total number of yellow and purple flowers" * 0.25.

Statement: `number_of_green_flowers(X) :- number_of_purple_and_yellow_flowers(A), X = A * 0.25`.

Example 3

Query: `total_price_of_hot_dogs(_)`

Rule: The value of query: `total_price_of_hot_dogs(_)` can be calculated as "the number of hot dogs Ursula bought" * "the

price of single hot dog in dollars".

Statement: $\text{total_price_of_hot_dogs}(X)$
:- $\text{number_of_hotdogs_ursula_bought}(A),$
 $\text{price_of_single_hotdog}(B), X = A * B.$

Example 4

Query: $\text{money_driver_made_by_driving_10_hours}(_)$
Rule: The value of query:
 $\text{money_driver_made_by_driving_10_hours}(_)$ can be
calculated as "the total money spent on gas in dollars" - "the
total amount of money driver is paid in dollars".
Statement: $\text{money_driver_made_by_driving_10_hours}(X)$
:- $\text{total_money_spent_on_gas}(A),$ to-
 $\text{total_amount_of_money_driver_is_paid}(B), X = B -$
A.

Example 5

Query: $\text{floors_of_building_C}(_)$
Rule: The value of query: $\text{floors_of_building_C}(_)$ can be
calculated as $5 * \text{"floors of Building B"} - 6.$
Statement: $\text{floors_of_building_C}(X)$:-
 $\text{floors_of_building_B}(A), X = (5 * A) - 6.$

Example 6

Query: {query}
Rule: {rule}
Statement:

D.3 CLUTRR-TF

D.3.1 Fact Search

Find a single fact from the context that is applicable to the
query, one per each line.

Example 1

Context: [George] was proud to attend [Andrea]'s graduation.
He was very proud to have raised her into a successful young
adult. [John] went shopping with his wife [Andrea].
Query: $\text{isRelationOf}(\text{george}, \text{father}, _)$
Applicable fact: George is the father of Andrea.

Example 2

Context: [Carrie] was worried about her graduation party. Her
mother [Cindy] had turned up earlier that day, but her brother
[Wayne] was still missing. [Lena] is getting married. She is
looking forward to her sister, [Cindy], attending. They have
n't seen each other since [Cindy] relocated to California with
her husband 3 years ago.
Query: $\text{isRelationOf}(\text{carrie}, \text{daughter}, _)$
Applicable fact: Carrie is the daughter of Cindy.

Example 3

Context: [Shantel] and her husband [Harold] took her son
[Pedro] to the store to pick out some sweets after dinner.
[Dorothy] and her daughter [Heather] went out to dinner.
[Dorothy] went with her husband [Pedro] to get a nice dinner
for their anniversary.
Query: $\text{isRelationOf}(\text{heather}, \text{granddaughter}, _)$
Applicable fact: Heather is the daughter of Dorothy.

Example 4

Context: {facts}
Query: {query}
Applicable fact:

D.3.2 Rule Search

print "No applicable rule."

D.3.3 Fact Translation

Example 1

Query: $\text{isRelationOf}(\text{george}, \text{father}, _)$.
Fact: George is the father of Andrea.
Statement: $\text{isRelationOf}(\text{george}, \text{father}, \text{andrea}).$

Example 2

Query: $\text{isRelationOf}(\text{cindy}, \text{mother}, _)$
Fact: Cindy is the mother of Carrie.
Statement: $\text{isRelationOf}(\text{cindy}, \text{mother}, \text{carrie}).$

Example 3

Query: $\text{isRelationOf}(\text{heather}, \text{daughter}, _)$
Fact: Heather is the daughter of Dorothy.
Statement: $\text{isRelationOf}(\text{heather}, \text{daughter}, \text{dorothy}).$

Example 4

Query: {query}
Fact: {fact}
Statement:

D.3.4 Rule Translation

print "No applicable rule."

D.4 ECtHR Article 6

D.4.1 Fact Search

Find a single fact that is applicable to the query, one per each line.

Example 1

Context: (Information regarding the case)

Query: checkIf("some question", _)

Applicable fact: Since (summary of the relevant facts to the question), "some question" is seriously violated/not seriously violated. (Note: you must choose only one.)

Example 2

Context: {facts}

Query: {query}

Applicable fact:

D.4.2 Rule Search

print "No applicable rule."

D.4.3 Fact Translation

Example 1

Query: checkIf("some question", _)

Fact: Since (summary of the relevant facts), "some question" is not_seriously_violated.

Statement: checkIf("some question", not_seriously_violated).

(Note: the second argument must be one of seriously_violated or not_seriously_violated.)

Example 2

Query: {query}

Fact: {fact}

Statement:

D.4.4 Rule Translation

print "No applicable rule."
