

# WorldCoder, a Model-Based LLM Agent: Building World Models by Writing Code and Interacting with the Environment

Hao Tang<sup>1</sup> Darren Key<sup>1</sup> Kevin Ellis<sup>1</sup>

## Abstract

We give a model-based agent that builds a Python program representing its knowledge of the world based on its interactions with the environment. The world model tries to explain its interactions, while also being optimistic about what reward it can achieve. We do this by extending work on program synthesis via LLMs. We study our agent on gridworlds, finding our approach is more sample-efficient compared to deep RL, and more compute-efficient compared to ReAct-style agents.

## 1. Introduction

Consider yourself learning to use a new device or play a new game. Given the right prior knowledge, together with relatively few interactions, most people can acquire basic knowledge of how many devices or games work. This knowledge could then be used to achieve novel goals, can be transferred to similar devices or games in the future, and can be communicated symbolically to other humans. How could an AI system similarly acquire, transfer, and communicate its knowledge of how things work?

We cast this problem as one of learning a world model: a mapping, called the *transition function*, that predicts the next state of affairs, given a current state and action (Sutton & Barto, 2018; Schrittwieser et al., 2020; Hafner et al., 2021). Our proposed solution is an architecture that synthesizes a Python program to model its past experiences with the world, effectively learning the transition function, and which takes actions by planning using that world model.

Our method extends and advances recent program synthesis methods based on Large Language Models (LLMs), particularly (Qiu et al., 2023; Wang et al., 2023c; Chen et al., 2023; Ellis, 2023). Representing world knowledge as code, and generating it from LLMs, addresses several important problems. It allows prior world knowledge em-

bedded in the LLM to bias Python code generation, facilitates sample-efficient transfer across tasks by reusing pieces of old programs, and allows inspecting and understanding the system’s knowledge, because high-level programming languages are designed to be interpretable by humans.

Fig. 1 diagrams our architecture for building and using Python world models, which we cast as model-based reinforcement learning (RL). In Fig. 2 we position this work relative to deep RL as well as LLM agents. In contrast to deep RL (Schrittwieser et al., 2020, i.a.), we view the world model as something that should be rapidly learnable and transferable across environments. However, our work has different limitations from deep RL: we consider **fully observed, deterministic, low-dimensional (symbolic) environments**. This simplifies the problem, but not to the point of triviality: For instance, high-level robot task planning typically makes similar assumptions (Liang et al., 2022).

Central to our work is a particular claim about how an LLM should relate to world models. In our setup, the LLM does not simulate the world, but instead *builds* a simulation of the world. Therefore the LLM does not need to act as a world model, and different world models can be learned in different environments. This should be contrasted with LLM agents such as ReAct (Yao et al., 2022) where the LLM directly reasons about different actions and their consequences. We also do not expect the LLM to perform planning, which they are known to struggle with (Valmeekam et al., 2023). Instead, we require the LLM to possess fuzzy prior knowledge of how the world *might* be, together with the programming skill to code and debug a transition function. Our use of LLMs is closest to (Guan et al., 2023; Wong et al., 2023; Zhu & Simmons, 2024), which generate planning productions, which can be seen as a particular kind of world model. Overall though, our problem statement is closer to (Das et al., 2023; Evans et al., 2021; Tsividis et al., 2021), which learn world models in domain-specific programming languages. We further show how to use Turing-complete languages like Python—which we believe important for general-purpose learners—and we also study efficient transfer learning and exploration strategies for such agents.

<sup>1</sup>Cornell University, Department of Computer Science. Correspondence to: Hao Tang <haotang@cs.cornell.edu>, Kevin Ellis <kellis@cornell.edu>.



Figure 1. Overall agent architecture. The agent also inputs a goal in natural language

	Priors	Sample complexity	World model representation	Inputs	LLM calls/task
Deep Model-Based RL	Low	High	Neural, learned	High-dim	–
LLM Agents	High	Zero*	Neural, fixed	Symbolic	$\mathcal{O}(T)$
Ours	High	Low	Symbolic, learned	Symbolic	$\mathcal{O}(1)$

Figure 2. Qualitative comparison of our method against deep model-based RL and LLM agents (ReAct, RAP, etc: Yao et al. (2022); Hao et al. (2023); Zhao et al. (2023); Liu et al. (2023b)). Sample complexity refers to the number of environment interactions needed to learn a world model (\*LLM agents do not update their world model). LLM calls/task is the number of LLM calls needed to solve a new task in a fixed environment, amortized over many such tasks, as a function of the maximum episode length  $T$ . Asymptotically, after learning a world model, our method can accomplish new tasks by only at most one LLM query to update the reward function.

We make the following three contributions:

1. An architecture, which we call WorldCoder, for learning world models as code. The architecture supports learning that is more transferable, interpretable, and dramatically more sample-efficient compared to deep RL, and also more compute-efficient than prior LLM agents.
2. A new learning objective for program-structured world models that favors *optimism in the face of uncertainty* (Section 2.2). We show that this learning objective generates goal-driven exploratory behavior, which can reduce the number of environment actions needed to obtain reward by orders of magnitude.
3. As an auxiliary contribution, we also give an improved algorithm for using an LLM to debug and improve its code, based on a bandit formulation that balances exploiting promising programs against exploring new ones. We describe this new bandit algorithm in Section 2.5.

## 2. Methods

### 2.1. Problem statement and core representations

We start with the standard MDP formalism but modify it in three important ways. First, we assume a goal is given in natural language. The goal could be something specific such as “pickup the ball”, or underspecified, such as “maximize reward.” Second, we restrict ourselves to deterministic environments, and assume that environment dynamics are fixed across goals. Third, we assume an episodic MDP with the current episode terminating upon reaching the goal.

We formalize this as a Contextual Markov Decision Process (CMDP: Hallak et al. (2015)), which is a tuple  $(C, S, A, M)$  where  $C$  is a set of contexts (i.e. goals),  $S$  is a set of states,  $A$  is a set of actions, and  $M$  is a function mapping a context  $c \in C$  to a Markov Decision Process (MDP). The context-conditioned MDP,  $M(c)$ , is a tuple  $(S, A, T, R^c, \gamma)$  with transition function  $T : S \times A \rightarrow S$ , discount factor  $\gamma$ , and reward function  $R^c : S \times A \times S \rightarrow \mathbb{R} \times \{0, 1\}$ . Note the reward is nonstandard: it depends on the context, and returns an extra Boolean flag indicating whether the goal has been achieved (whether the episode is over). The transition function does not depend on the context. The objective is to select actions to maximize cumulative discounted future reward, which is given by  $\sum_{t=0}^{\infty} \gamma^t r_t$ , where  $r_t$  is the reward received  $t$  timesteps into the future.

**State representation.** Motivated by the maturity of object detection and the formalisms used in robotic task planning, we represent each state as a set of *objects*. Each object has a string-valued field `name`, integer-valued fields `x` and `y` indicating its position, and optionally additional fields depending on the type of the object. For example, if `name="door"`, then the object has two additional Boolean fields indicating if the door is open/closed and locked/unlocked. This can be seen as a variation of Object Oriented MDPs (Diuk et al., 2008).

**Representing world models as code.** The agent uses Python code to model the transition and reward functions. Mathematically we think of this Python code as a tuple  $(\hat{T}, \hat{R})$  of a transition function  $\hat{T} : S \times A \rightarrow S$  and a reward model  $\hat{R} : C \rightarrow (S \times A \times S \rightarrow \mathbb{R} \times \{0, 1\})$ . Note again that the reward depends on the context, and returns an extra

Boolean indicating whether the goal has been reached, in which case the current episode terminates. Both functions are implemented as separate Python subroutines, which encourages disentangling the dynamics from the reward.

## 2.2. The world model learning problem

What objectives and constraints should the world model satisfy? Clearly, the learned world model should explain the observed data by correctly predicting the observed state transitions and rewards. This is a standard training objective within model-based RL (Sutton, 1990).

One less obvious learning objective is that *the world model should suffice to plan to the goal*. Given two world models, both consistent with the observed data, the agent should prefer a model which implies it is possible to get positive reward, effectively being optimistic in the face of uncertainty about world dynamics. Assuming the low-data regime, there will be multiple world models consistent with the data: preferring an optimistic one guarantees that the agent can at least start making progress toward the goal, even if it later has to update its beliefs because they turned out to be too optimistic.

Concretely, as standard, the agent collects a dataset  $\mathcal{D}$  of past environment interactions, each formatted as a tuple  $(s, a, r, s', c, d)$  of current state  $s$ , next state  $s'$ , action  $a$ , and reward  $r$  in context  $c$  with  $d$  indicating if the episode ended upon reaching  $s'$ . (The variable  $d$  should be read as “done.”) The agent also stores the initial state  $s_0$  and context  $c$  of each episode, so that it can prefer world models that can reach the goal from an initial state. The learning problem is to construct Python programs implementing a transition function  $\hat{T}$  and reward model  $\hat{R}$  satisfying constraints  $\phi_1$  and  $\phi_2$ , defined below:

$$\phi_1(\mathcal{D}, \hat{T}, \hat{R}) = \text{fit data} \quad (1)$$

$$\forall (s, a, r, s', c, d) \in \mathcal{D} : (\hat{T}, \hat{R}) \vdash (s, a, r, s', c, d)$$

$$\text{where } (\hat{T}, \hat{R}) \vdash (s, a, r, s', c, d) \text{ if and only if:}$$

$$\hat{T}(s, a) = s' \wedge \hat{R}(c)(s, a, s') = (r, d)$$

$$\phi_2(s_0, c, \hat{T}, \hat{R}) = \text{optimism under uncertainty} \quad (2)$$

$$\exists a_1, s_1, a_2, s_2, \dots, a_\ell, s_\ell :$$

$$\forall i \in [\ell] : \hat{T}(s_{i-1}, a_i) = s_i \wedge$$

$$\exists r > 0 : \hat{R}(c)(s_{\ell-1}, a_\ell, s_\ell) = (r, 1)$$

where  $s_0, c$  is the initial state/context of the episode, and the turnstile ( $\vdash$ ) should be read as meaning that a given program entails a given logical constraint or predicts a given replayed experience.

Constructing a world model satisfying  $\phi_1 \wedge \phi_2$  is a program synthesis problem. We solve it by prompting an LLM with

a random subset of  $\mathcal{D}$  and asking it to propose a candidate program. If the resulting program does not fit all the data (satisfy  $\phi_1$ ), then the LLM is backprompted with members of  $\mathcal{D}$  inconsistent with its latest program, and asked to revise/debug its code, inspired by Chen et al. (2023). (If it does not satisfy  $\phi_2$ , it is instead backprompted with  $s_0, c$ : see Appendix D for prompts.) Iterating this self-debugging strategy introduces an interesting explore/exploit tradeoff between trying to debug the best programs (those consistent with most of  $\mathcal{D}$ ), and trying to debug new programs. In Sec. 2.5 we introduce a bandit algorithm for balancing this tradeoff.

## 2.3. Properties of optimism under uncertainty

Having the world model satisfy  $\phi_2$  has two non-obvious consequences, described below.

**Exploration guided by goal-driven behavior.** Before ever receiving reward, the constraint of satisfying  $\phi_2$  forces the agent to invent a reward function. The reward function, according to  $\phi_2$ , must be something that the agent believes it can actually achieve. This mechanism causes the agent to explore the environment by generating new goals, and then update its knowledge based on the experience of actually trying to achieve that goal. This emergent exploration continues until the agent learns how to finish an episode with positive reward. Appendix Sec. A proves this theoretically.

For example, suppose the context (goal) is “open the door with the key”, and the agent has not yet achieved any reward, nor has it ever even found the key. Then  $\phi_2$  would (for example) prefer  $\hat{R}$ ’s which reward touching the key. Even if touching the key does not *actually* give reward, the agent can make good progress by pretending it does.

**Following natural-language instructions.** After learning how the world works, our agent should be able to receive natural language instructions and begin following them immediately without further learning from environmental interactions. Mathematically, given a learned program  $\hat{R}$  that implements reward functions for previously seen goals, together with a new goal  $c$  where  $c \notin \text{domain}(\hat{R})$ , the agent should update its reward model in order to cover  $c$ .

This zero-shot generalization to new goals is forced to occur as an implicit consequence of enforcing optimism under uncertainty ( $\phi_2$  in Eq. 2). Upon observing a new context  $c$ , the constraint  $\phi_2$  is violated. This triggers program synthesis to debug  $\hat{R}$  so that it covers  $c$ , subject to the constraint that  $\hat{R}(c)$  allows reaching a goal state.

Given the importance of instruction-following abilities, we engineer a special prompt for trying to enforce  $\phi_2$  upon encountering a new goal (Appendix Sec. D.5). This prompt is based on retrieving previously learned reward functions.

**Algorithm 1** WorldCoder Agent Architecture

**Hyperparam:**  $\epsilon$ , random exploration probability (default to 5%)  
**Hyperparam:** MINDATASIZE, min # actions before learning begins (default to 10)  
 $\mathcal{D} \leftarrow \emptyset$  ▷ replay buffer  
 $\hat{T}, \hat{R} \leftarrow \text{null}, \text{null}$  ▷ init empty world model  
**loop forever through episodes:**  
 $c \leftarrow \text{EPISODEGOAL}()$  ▷ get context (goal)  
 $s_0 \leftarrow \text{CURRENTSTATE}()$  ▷ store init state for  $\phi_2$   
**loop until episode ends:**  
 $s \leftarrow \text{CURRENTSTATE}()$   
**if not**  $\phi_1 \wedge \phi_2$  **and**  $|\mathcal{D}| \geq \text{MINDATASIZE}$  **then**  
 $\hat{T}, \hat{R} \leftarrow \text{SYNTHESIZE}(\hat{T}, \hat{R}, \mathcal{D}, c, s_0)$  ▷ Alg 2  
**with probability**  $\epsilon$  **do**  
 $a \leftarrow \text{RANDOMACTION}()$  ▷  $\epsilon$ -greedy explore  
**else**  
 $a \leftarrow \text{PLAN}(s, \hat{T}, \hat{R}(c))$  ▷ Value Iteration  
 $s', r, d \leftarrow \text{ENV.STEP}(a)$  ▷ take action in state  $s$   
 $\mathcal{D} \leftarrow \mathcal{D} \cup \{(s, a, r, s', c, d)\}$  ▷ record experience

This retrieval strategy assumes similar goals have similar reward structures, so that the LLM can generalize from old reward functions in  $\hat{R}$  when generating the new  $\hat{R}(c)$ . If the LLM makes a mistake in predicting the reward function, then the agent can recover by subsequent rounds of program synthesis, which update  $\hat{R}(c)$  based on interactions with the environment.

## 2.4. Overall architecture

Ultimately our world models exist to serve downstream decision-making: and in turn, taking actions serves to provide data for learning better world models. There are many architectures for combining acting with world-model learning, such as via planning (Schrittwieser et al., 2020), training policies in simulation (Hafner et al., 2021), or hybrid approaches (Sutton, 1990). We use a very basic agent architecture, shown in Algorithm 1. At a high level, it initially performs random exploration to initialize a dataset  $\mathcal{D}$  of environmental interactions; it updates its world model using the program synthesis algorithm of Sec. 2.5; and, past its initial exploration phase, it performs planning via depth-limited value iteration.

## 2.5. Program Synthesis via Refinement as Arm-acquiring Bandits

A recent paradigm for problem-solving with LLMs is to have the language model *refine*, *self-correct*, or *self-debug* its initial outputs (Chen et al., 2023); we use the term refinement for this whole body of work. When synthesizing programs from a dataset of examples, this means prompting

the LLM with an erroneous program it previously generated, together with failed example testcase(s), and finally prompting it to fix its code.

Complex programs typically require several rounds of refinement, however, and each round requires calling an LLM, which can return several samples. Therefore, this process naturally generates a tree of possible programs (Fig. 3). Recent work has cast doubt on the ability of LLMs to refine their own outputs (Olausson et al., 2023), concluding that, for a fixed LLM token budget, it is better to repeatedly sample from the root of the tree: essentially, repeatedly guessing from scratch.

Our investigations, however, suggest that refinement can work, and even generate 150+ line programs, *if and only if* the system can intelligently decide which program it should refine next. Should we maximally *exploit* by refining the program which passes the most test cases? Or should we *explore* by trying to improve the program which has been refined the least so far? This exploration-exploitation tradeoff is made more interesting by the fact that every time we refine a program, we create another brand-new program.

In what follows, we will first describe our method for general program synthesis problems, and then describe its specific instantiation for world models.

**The general setting.** We frame refinement as an **arm-acquiring bandit problem**: A bandit problem where new arms arrive over time (Whittle, 1981). Here each arm is a program, and “pulling” an arm corresponds to refining a program. New programs arrive over time, because with each refinement, we generate a new program. We receive a reward of 1 if pulling an arm it yields a program that fits the data perfectly, and zero otherwise.

To formalize this, we write  $\rho$  to mean a program, and  $\Phi$  to mean the logical constraint that the program should satisfy, such as being consistent with a dataset of input-output examples. The bandit problem assumes a binary reward: We receive reward 1 if the refined program satisfies  $\Phi$  and reward 0 otherwise. Although we want to perfectly satisfy  $\Phi$ , we assume access to a heuristic estimator of program quality,  $h(\rho)$ , which returns a score between 0 and 1. For ex-

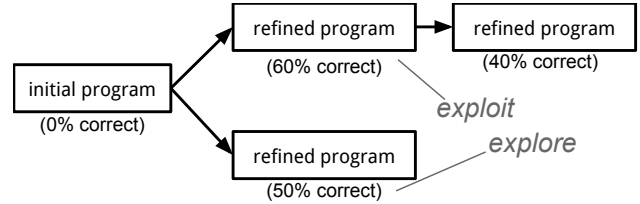


Figure 3. Refinement tree. Exploit the best program passing 60% of the test cases, or explore refining a program passing just 50%?

ample,  $h(\rho)$  could be the fraction of testcases that  $\rho$  passes. Writing  $\tau$  for the bandit reward and  $P_{\text{refine}}$  for the distribution of LLM-generated refinements, the reward follows a Bernoulli distribution whose parameter we write  $\theta_\rho$ :<sup>1</sup>

$$\theta_\rho = P(\tau = 1|\rho) = \mathbb{E}_{\rho' \sim P_{\text{refine}}(\cdot|\rho)} [\mathbb{1}[\rho' \vdash \Phi]] \quad (3)$$

We solve this bandit problem using Thompson Sampling (Russo et al., 2018; Chapelle & Li, 2011), meaning we maintain probabilistic beliefs about each arm’s expected reward,  $\theta_\rho$ . As standard, the distribution over  $\theta_\rho$  is modeled as a Beta distribution, whose parameters we write  $\alpha_\rho$  and  $\beta_\rho$ . Thompson sampling picks the next arm to pull by sampling an expected reward  $\theta_\rho$  from each arm’s Beta distribution, and then pulls the arm with the highest expected reward. The corresponding Beta parameters are then updated via Bayes Rule, which simply increments  $\alpha_\rho$  or  $\beta_\rho$  depending on whether reward was received. As a side-effect of refining this program, the LLM generates a new program, which then becomes an arm that could be pulled in subsequent iterations. The whole process stops when a program is generated that perfectly satisfies the constraint  $\Phi$ .

However, we would also like to prioritize programs which have higher heuristic value: for instance, if the heuristic measures how many test cases a program passes, then a program which passes more test cases is more likely to be refined into one which passes all tests. Mathematically this is straightforwardly compatible with Thompson Sampling by just defining a prior over  $\theta_\rho$ :

$$P(\theta_\rho) = \text{Beta}(\alpha_\rho^{\text{prior}}, \beta_\rho^{\text{prior}}) \quad (4)$$

$$\alpha_\rho^{\text{prior}} = 1 + C \times h(\rho) \quad (5)$$

$$\beta_\rho^{\text{prior}} = 1 + C \times (1 - h(\rho)) \quad (6)$$

where  $C$  is a hyperparameter. Increasing  $C$  encourages greedier behavior by increasing the importance of the prior. We set  $C = 5$ .

**Bandit Refinement for World Models.** Although this formalism is general, for our specific setting, the program  $\rho$  corresponds to a tuple  $(\hat{T}, \hat{R})$  of a transition function and a reward model. Our heuristic measures what fraction of the replay buffer can be explained by a given program:

$$h(\hat{T}, \hat{R}) = \frac{\sum_{x \in \mathcal{D}} \mathbb{1}[\rho \vdash x]}{|\mathcal{D}|} \quad (7)$$

To satisfy  $\phi_1 \wedge \phi_2$  we first run the bandit algorithm with  $\Phi = \phi_1$ , and then run it with  $\Phi = \phi_1 \wedge \phi_2$ . This 2-phase procedure first produces a program that is consistent with the data before next enforcing optimism under uncertainty.<sup>2</sup>

<sup>1</sup>Typewriter font is used to distinguish rewards in this bandit problem from MDP rewards.

<sup>2</sup>Doing one synthesis phase is possible with  $\Phi = \phi_1 \wedge \phi_2$ , but pilot experiments showed this took slightly more LLM calls.

Alg. 2 puts these ingredients together. Although the pseudocode loops forever until it finds a program that perfectly explains the data, we bound the number of iterations to 50, at which point, the best program found so far is returned.

**Choice of LLM for refinement.** We use GPT-4 because recent work (Olausson et al., 2023) suggests it is, by far, the best model for refining code. Although expensive, the point of our bandit algorithm is to minimize this cost, and indeed, we find that our new method is more effective at managing these costs than existing approaches to refinement (Fig. 4).

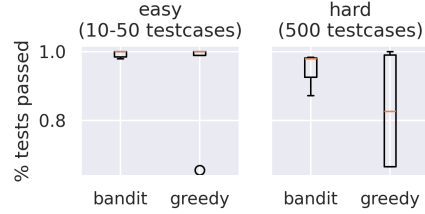


Figure 4.  $h$ -value at 50 refinements, contrasting our bandit method with greedily refining the most promising program so far.

---

#### Algorithm 2 Bandit formulation of program synthesis

---

**Input:** logical constraint  $\Phi$ , heuristic  $h(\cdot)$ , seed program  $\rho$

**Hyperparameter:**  $C > 0$

```


progs  $\leftarrow \{\rho\}$   $\triangleright$  initialize with one arm (one program)
 $\alpha, \beta \leftarrow \text{dict}(), \text{dict}()$   $\triangleright$  params for each arm
 $\alpha_\rho \leftarrow 1 + C \times h(\rho)$   $\triangleright$  prior beliefs
 $\beta_\rho \leftarrow 1 + C \times (1 - h(\rho))$   $\triangleright$  prior beliefs
repeat
   $\triangleright$  Thompson Sampling
   $\forall \rho \in \text{progs} : \theta_\rho \sim \text{Beta}(\alpha_\rho, \beta_\rho)$   $\triangleright$  sample
   $\rho \leftarrow \arg \max_{\rho \in \text{progs}} \theta_\rho$   $\triangleright$  select arm
   $\rho' \sim P_{\text{refine}}(\cdot|\rho)$   $\triangleright$  call LLM to refine
   $\tau \leftarrow \mathbb{1}[\rho' \vdash \Phi]$   $\triangleright$  get reward
   $\alpha_\rho \leftarrow \alpha_\rho + \tau$   $\triangleright$  belief update
   $\beta_\rho \leftarrow \beta_\rho + (1 - \tau)$   $\triangleright$  belief update
   $\triangleright$  Arm arrival
   $\text{progs} \leftarrow \text{progs} \cup \{\rho'\}$   $\triangleright$  add to set of arms
   $\alpha_{\rho'} \leftarrow 1 + C \times h(\rho')$   $\triangleright$  prior beliefs
   $\beta_{\rho'} \leftarrow 1 + C \times (1 - h(\rho'))$   $\triangleright$  prior beliefs
until  $\rho' \vdash \Phi$ 
return  $\rho'$ 
    
```

---

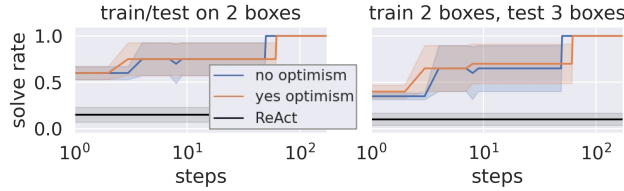
### 3. Experimental Results

We study our system in two grid worlds, Sokoban and Minigrid, with the goal of understanding the sample efficiency and computational efficiency of the learner, especially when transferring knowledge across similar environments, as well as the impact of our nonstandard world-model learning objective, which prefers optimistic models.

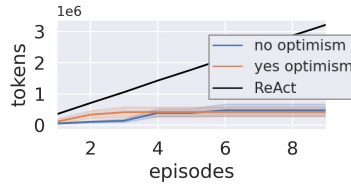
(A) Sokoban example gameplay, 3 boxes



(B) Learning curves. Solve rate on test levels.



(C) LLM token cost



(D) deep RL comparison

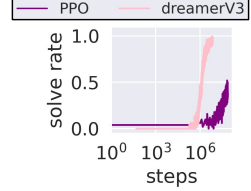


Figure 5. (A) Sokoban domain (per-step reward of -0.1 ellided from figure). (B) Learning curves. ReAct has the same pretrained knowledge of Sokoban but cannot effectively play the game. (C) Our method has different asymptotic LLM cost compared to prior LLM agents, which consume LLM calls/tokens at every action. (D) Deep RL takes  $>1$  million steps to learn 2-box Sokoban.

**Sokoban** is a puzzle-solving task where the agent pushes boxes around a 2d world, with the goal of pushing every box onto a target (Fig. 5A). Solving hard Sokoban levels is a challenging planning task that has received recent attention from the planning and RL communities (Chrestien et al., 2023; Chung et al., 2023; Kujanpää et al., 2023; Feng et al., 2022; 2020). Unlike these other works, our emphasis is not on solving the hardest Sokoban levels. Instead, we wish to show that our agent can rapidly achieve basic competence. Master-level play could then be achieved via any of the cited works that focus on sophisticated planning and search.

Starting with only the natural-language goal of “win the game”, our agent builds a world model over the first 50 actions. The resulting code is human-understandable (Appendix C), and generalizes to solving levels with more boxes (Fig. 5B). While the system cannot solve very hard Sokoban levels (eg, 5+ boxes), that is an artifact of the difficulty of planning, and could be addressed by plugging the world model into any of the techniques cited above. In contrast to this work, both model-based and model-free deep RL require millions of experiences to solve basic levels (Fig. 5D).

Almost surely, an important reason why our system learns quickly is because the underlying LLM already knows about Sokoban,<sup>3</sup> and can quickly infer that it is playing a similar game. However, simply knowing about Sokoban does *not* suffice for the LLM to play the game, as demonstrated by the poor performance of ReAct (Fig. 5B). ReAct is a baseline which prompts the LLM with the state-action history, then asks it to think step-by-step (Reason) and before predicting an action (Act). Quantitatively, ReAct succeeds on only  $15\% \pm 8\%$  of basic levels, showing that pretrained knowledge of Sokoban does not, by itself, allow strong play.

<sup>3</sup>Sokoban is a computer game from 1982, so descriptions of how to play it are probably in GPT4’s training data

ReAct-style architectures (Hao et al., 2023; Zhao et al., 2023; Liu et al., 2023b, i.a.), also require expensive LLM calls *at every action*, and so asymptotically their cost grows linearly with the number of actions taken. Our approach has different asymptotics: after front-loading 400k LLM tokens (about \$15), it can issue as many actions as needed without subsequent LLM queries, whereas ReAct demands many times more tokens (Fig. 5C).

On Sokoban, the optimism under uncertainty objective ( $\phi_2$ , orange curves in Fig. 5B) has little effect: Sokoban has a dense reward structure that allows easy learning through random exploration. Next we consider problems with sparse rewards and natural language instructions, which the optimism objective is designed to handle.

**Minigrid.** To better understand the transfer learning and instruction following aspects of our approach, we next study Minigrid (Chevalier-Boisvert et al., 2023), a suite of grid games designed for language-conditioned RL. Each minigrid environment introduces new objects with their own dynamics, such as keys, doors, walls, balls, and boxes.

Fig. 6 illustrates results for our agent playing a sequence of minigrid environments, while Appendix A.1 gives a walk-through of an example learning trajectory. The agent interacts with each environment episodically through different randomly-generated levels. We order the environments into a curriculum designed to illustrate different forms of transfer learning. For example, when transferring from the first to the second environment, the agent needs to extend its knowledge to incorporate new objects and their associated dynamics (keys and doors). Learning about these new objects requires extra environment interactions, during which the agent experiments with the objects to update its transition function. In contrast, the third environment presents no new dynamics, but instead introduces new natural-language



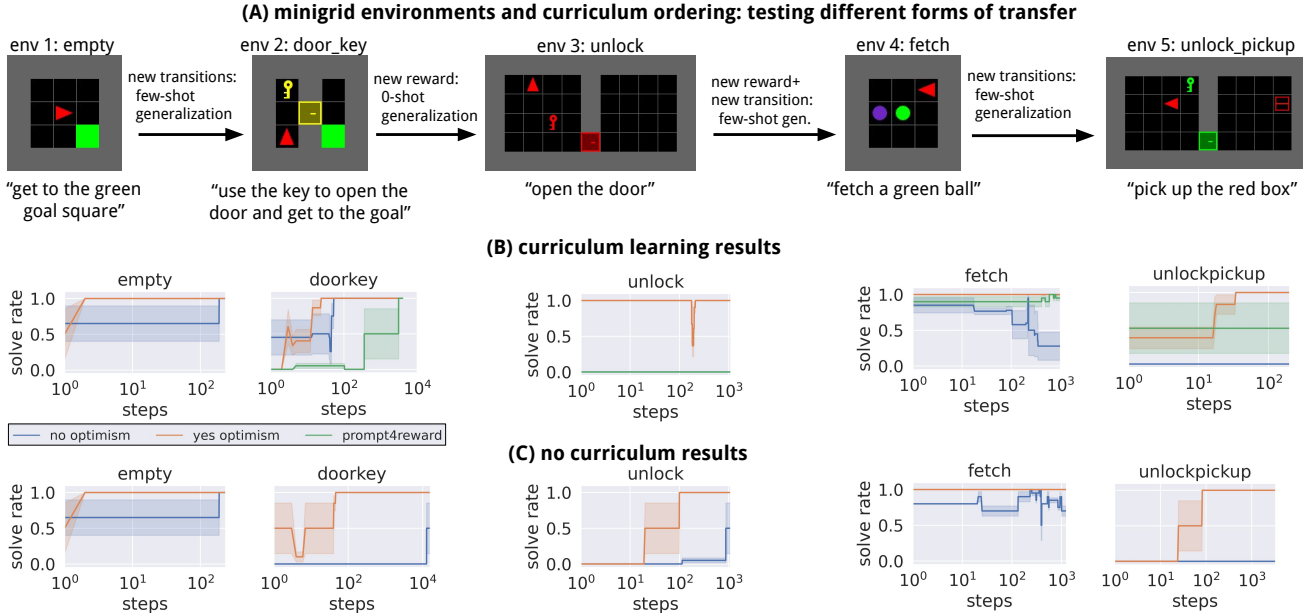


Figure 6. (A) Minigrid environments ordered into a curriculum that tests different kinds of transfer learning. (B) Transfer learning performance, compared with (C) performance when solving each environment independently. Appendix Fig. 7: deep RL comparison.

goals. Our agent can follow these natural-language instructions by enforcing optimism under uncertainty ( $\phi_2$ ).

We observe that transfer is especially helpful in quickly solving new environments (Fig. 6B). Without transfer, more episodes of exploration are needed to collect experience to build a good world model. However, optimism under uncertainty ( $\phi_2$ ) helps in this regard for the non-transfer setting by promoting goal-directed exploration, and in fact, absent transfer, it is only with  $\phi_2$  that WorldCoder can solve the harder environments. Optimism is also necessary for zero-shot generalization to new goals (Fig. 6B, env 3).

To better understand the importance of  $\phi_2$ —which both encourages exploration and enables natural-language instruction following—we contrast against a version of our approach which simply prompts GPT4 to generate a new reward function upon receiving a new goal (green in Fig. 6B, labelled ‘prompt4reward’). Theoretically this suffices to follow new natural-language instructions, provided the LLM is reliable. Surprisingly, this ablation struggles to follow new instructions (eg, transfer from env 2→3 in Fig. 6A), showing the importance of  $\phi_2$  in correcting mistakes made by the LLM when generating reward functions.

## 4. Related Work

**World models.** World modeling is a classic paradigm for decision-making: It is the basis of model-based RL (Hafner et al., 2023; 2021), task-and-motion-planning in robotics (Kaelbling & Lozano-Pérez, 2011), and it is corrob-

orated by classic behavioral experiments suggesting biological decision-making features a similar architecture (Tolman & Honzik, 1930). At least in theory, an agent with a world model enjoys many advantages. Such an agent could reason in radically new situations by spending more time planning different actions—requiring zero retraining—and can similarly accomplish novel goals by just changing planning objectives, again zero-shot. In contrast, merely learning a policy can leave the agent vulnerable to catastrophic failure given even small changes to its initial conditions or goals (Kansky et al., 2017). But in practice, world models are hard-won, requiring either large volumes of training data (Hafner et al., 2021; Ha & Schmidhuber, 2018), or careful hand-engineering (Kaelbling & Lozano-Pérez, 2011) (cf. Mao et al. (2022); Konidaris et al. (2018)).

**Neurosymbolic world models,** such as Cosmos and NPS (Sehgal et al., 2023; Goyal et al., 2021), learn a factored, object-based neural world model. This factoring helps compositional generalization—like in our work—but importantly they can learn from raw perception, but at the expense of transfer and sample complexity. Combining our work with these others might be able to get the best of both.

**LLMs as a world model.** Whether LLMs can model the world is an open question, but there is evidence that, given the right training data in large quantities, transformers can act as decent world models, at least within certain situations (Li et al., 2023; Xiang et al., 2023; Micheli et al., 2023). These works aim to learn a rich but frozen world model from a relatively large volume of examples. We

tackle a different problem: building a simple world model on-the-fly from a modest amount of data.

**LLMs for building world models.** Recent works (Zhu & Simmons, 2024; Wong et al., 2023; Guan et al., 2023) consider using LLMs to generate planning operators: a kind of world model that is abstract, symbolic, and expressed in a domain-specific programming language for planning (cf. DECKARD (Nottingham et al., 2023), another LLM system which generates state-machine world models). In these works, the primary driver of world-model generation—what the LLM first inputs—is natural language describing affordances and goals. Our work considers a different problem: building world models from first-and-foremost from interacting with the environment. In practice, agents have knowledge both from language and from acting in the world, and so these families of works should be complementary.

**LLMs for decision-making** is an emerging paradigm that includes ReAct (Yao et al., 2022) and many others (Hao et al., 2023; Zhao et al., 2023; Liu et al., 2023b; Ahn et al., 2022, i.a.), which directly use LLMs to issue actions and reason about their consequences in the world. For instance, ReAct works by prompting the LLM to think step-by-step and then predict an action. To the extent that these methods use a world model, it is implicitly encoded within the weights of a neural network. We instead build an explicit world model, which has the advantage of not needing to query the LLM for every action, because the agent can just repeatedly execute the transition function: The cost of using the LLM is amortized, as it only needs to be done once to get a good world model. However, ReAct-style approaches can handle partially observable environments (Sun et al., 2023b), which this paper does not consider.

**Programs as Policies.** Instead of learning a world model, one can learn a policy as a program. The first wave of these works (Verma et al., 2018; 2019) considered domain-specific languages, while recent LLM work (Wang et al., 2023b; Liang et al., 2022; Sun et al., 2023a) uses more flexible general-purpose languages like Python. An advantage of learning a policy is that it does not need to model all the details of the world, many of which may be irrelevant to decision making. A disadvantage is that policies cannot readily generalize to new goals—unlike world models, which can be used by a planner to achieve a variety of objectives. Relatedly, other recent work considers synthesizing programs that implement reward functions (Ma et al., 2023), and then generating a policy with conventional deep RL.

**Programs as world models.** We are strongly inspired by existing program synthesis algorithms for constructing world models from state-action trajectories (Das et al., 2023; Evans et al., 2021; Tsividis et al., 2021). We believe that this family of methods will not be generally applicable until they can support general-purpose Turing-complete programming

languages: So far these works have used restricted domain-specific languages, but we show that a general-purpose computational language, like Python, can be used to learn world models, which we hope expands the scope of this paradigm. We also show how to bias learning toward goal-directed behaviors, and how to support transfer across environments and goals. Last, we simplify the core program synthesis algorithm: the cited prior works required relatively intricate synthesis algorithms, which we can avoid by using LLMs as general-purpose synthesizers. We hope our work can help make this paradigm simpler and more general.

Other works have also explored how humans can manually provide knowledge to RL agents via source code: e.g., RL-Lang (Rodriguez-Sanchez et al., 2023) uses programs to specify parts of policies and world models, which could be combined with our system to integrate prior knowledge.

**Exploration & Optimism under (model) uncertainty.** Theoretical work on POMDPs (Liu et al., 2023a) proposed conceptually related exploration strategies to our optimism constraint, finding it gives theoretical improvements, which is synergistic with our empirical findings.

## 5. Limitations and Open Directions

Our work has important limitations, and naturally suggests next steps. Currently we assume deterministic dynamics, which could be addressed by synthesizing probabilistic programs (De Raedt et al., 2007; Goodman et al., 2008). Recent advances in synthesizing probabilistic programs (Saad, 2022), together with advances in using LLMs for deterministic code, this limitation seems nontrivial but surmountable.

By representing knowledge as code, our approach delivers better sample efficiency and transferability, but at high cost: Our states must be symbolic and discrete, whereas the real world is messy and continuous. While the obvious response is that the agent can be equipped with pretrained object detectors—a common assumption in robotic task planning (Konidaris et al., 2018, i.a.)—alternative routes include multimodal models (Hu et al., 2023) and using neurosymbolic programs (Tang & Ellis, 2023) to bridge the gap between perception and symbol processing, which might be more robust to missing or misspecified symbols.

Last, our method uses only a very basic mechanism for growing and transferring its knowledge. Instead of prompting to debug its code, we could have built a library of reusable sub-routines and classes shared across different environments and goals, reminiscent of library learning systems (Ellis et al., 2023; Wang et al., 2023a; Grand et al., 2023; Bowers et al., 2023), which refactor their code to expose sharable components. Further developing that and other ways of managing and growing symbolic knowledge about the world remains a prime target for future work.



**Acknowledgements.** We received funding support from NSF grant #2310350 as well as gifts from Cisco and Joseph Bates.

## References

- Ahn, M., Brohan, A., Brown, N., Chebotar, Y., Cortes, O., David, B., Finn, C., Fu, C., Gopalakrishnan, K., Hausman, K., Herzog, A., Ho, D., Hsu, J., Ibarz, J., Ichter, B., Irpan, A., Jang, E., Ruano, R. J., Jeffrey, K., Jesmonth, S., Joshi, N., Julian, R., Kalashnikov, D., Kuang, Y., Lee, K.-H., Levine, S., Lu, Y., Luu, L., Parada, C., Pastor, P., Quiambao, J., Rao, K., Rettinghouse, J., Reyes, D., Sermanet, P., Sievers, N., Tan, C., Toshev, A., Vanhoucke, V., Xia, F., Xiao, T., Xu, P., Xu, S., Yan, M., and Zeng, A. Do as i can and not as i say: Grounding language in robotic affordances. In *arXiv preprint arXiv:2204.01691*, 2022.
- Bowers, M., Olausson, T. X., Wong, L., Grand, G., Tenenbaum, J. B., Ellis, K., and Solar-Lezama, A. Top-down synthesis for library learning. *Proc. ACM Program. Lang.*, 7(POPL), jan 2023. doi: 10.1145/3571234. URL <https://doi.org/10.1145/3571234>.
- Chapelle, O. and Li, L. An empirical evaluation of thompson sampling. In Shawe-Taylor, J., Zemel, R., Bartlett, P., Pereira, F., and Weinberger, K. (eds.), *Advances in Neural Information Processing Systems*, volume 24. Curran Associates, Inc., 2011. URL [https://proceedings.neurips.cc/paper\\_files/paper/2011/file/e53a0a2978c28872a4505bdb51db06dc-Paper.pdf](https://proceedings.neurips.cc/paper_files/paper/2011/file/e53a0a2978c28872a4505bdb51db06dc-Paper.pdf).
- Chen, X., Lin, M., Schärli, N., and Zhou, D. Teaching large language models to self-debug. *arXiv preprint arXiv:2304.05128*, 2023.
- Chevalier-Boisvert, M., Dai, B., Towers, M., de Lazcano, R., Willems, L., Lahlou, S., Pal, S., Castro, P. S., and Terry, J. Minigrid & miniworld: Modular & customizable reinforcement learning environments for goal-oriented tasks. *CoRR*, abs/2306.13831, 2023.
- Chrestien, L., Edelkamp, S., Komenda, A., and Pevný, T. Optimize planning heuristics to rank, not to estimate cost-to-goal. In *Thirty-seventh Conference on Neural Information Processing Systems*, 2023. URL <https://openreview.net/forum?id=Mgy6sgslPY>.
- Chung, S., Anokhin, I., and Krueger, D. Thinker: Learning to plan and act. In *Thirty-seventh Conference on Neural Information Processing Systems*, 2023. URL <https://openreview.net/forum?id=mumEB10arj>.
- Das, R., Tenenbaum, J. B., Solar-Lezama, A., and Tavares, Z. Combining functional and automata synthesis to discover causal reactive programs. *Proc. ACM Program. Lang.*, 7(POPL), jan 2023. doi: 10.1145/3571249. URL <https://doi.org/10.1145/3571249>.
- De Raedt, L., Kimmig, A., and Toivonen, H. Problog: a probabilistic prolog and its application in link discovery. In *Proceedings of the 20th International Joint Conference on Artificial Intelligence, IJCAI’07*, pp. 2468–2473, San Francisco, CA, USA, 2007. Morgan Kaufmann Publishers Inc.
- Diuk, C., Cohen, A., and Littman, M. L. An object-oriented representation for efficient reinforcement learning. In *Proceedings of the 25th international conference on Machine learning*, pp. 240–247, 2008.
- Ellis, K. Human-like few-shot learning via bayesian reasoning over natural language. *NeurIPS*, 2023.
- Ellis, K., Wong, L., Nye, M., Sable-Meyer, M., Cary, L., Anaya Pozo, L., Hewitt, L., Solar-Lezama, A., and Tenenbaum, J. B. Dreamcoder: growing generalizable, interpretable knowledge with wake-sleep bayesian program learning. *Philosophical Transactions of the Royal Society A*, 381(2251):20220050, 2023.
- Evans, R., Bošnjak, M., Buesing, L., Ellis, K., Pfau, D., Kohli, P., and Sergot, M. Making sense of raw input. *Artificial Intelligence*, 299:103521, 2021.
- Feng, D., Gomes, C. P., and Selman, B. A novel automated curriculum strategy to solve hard sokoban planning instances. In Larochelle, H., Ranzato, M., Hadsell, R., Balcan, M., and Lin, H. (eds.), *Advances in Neural Information Processing Systems*, volume 33, pp. 3141–3152. Curran Associates, Inc., 2020. URL [https://proceedings.neurips.cc/paper\\_files/paper/2020/file/2051bd70fc110a2208bdbd4a743e7f79-Paper.pdf](https://proceedings.neurips.cc/paper_files/paper/2020/file/2051bd70fc110a2208bdbd4a743e7f79-Paper.pdf).
- Feng, D., Gomes, C., and Selman, B. Left heavy tails and the effectiveness of the policy and value networks in dnn-based best-first search for sokoban planning, 2022.
- Goodman, N. D., Mansinghka, V. K., Roy, D., Bonawitz, K., and Tenenbaum, J. B. Church: a language for generative models. In *Proceedings of the Twenty-Fourth Conference on Uncertainty in Artificial Intelligence, UAI’08*, pp. 220–229, Arlington, Virginia, USA, 2008. AUAI Press. ISBN 0974903949.
- Goyal, A., Didolkar, A., Ke, N. R., Blundell, C., Beaudoin, P., Heess, N., Mozer, M., and Bengio, Y. Neural production systems: Learning rule-governed visual dynamics. *arXiv preprint arXiv:2103.01937*, 2021.

- Grand, G., Wong, L., Bowers, M., Olausson, T. X., Liu, M., Tenenbaum, J. B., and Andreas, J. Lilo: Learning interpretable libraries by compressing and documenting code, 2023.
- Guan, L., Valmeekam, K., Sreedharan, S., and Kambhampati, S. Leveraging pre-trained large language models to construct and utilize world models for model-based task planning. *NeurIPS*, 2023.
- Ha, D. and Schmidhuber, J. Recurrent world models facilitate policy evolution. In *Advances in Neural Information Processing Systems 31*, pp. 2451–2463. Curran Associates, Inc., 2018. <https://worldmodels.github.io>.
- Hafner, D., Lillicrap, T., Norouzi, M., and Ba, J. Mastering atari with discrete world models. *ICLR*, 2021.
- Hafner, D., Pasukonis, J., Ba, J., and Lillicrap, T. Mastering diverse domains through world models, 2023.
- Hallak, A., Di Castro, D., and Mannor, S. Contextual markov decision processes. *arXiv preprint arXiv:1502.02259*, 2015.
- Hao, S., Gu, Y., Ma, H., Hong, J. J., Wang, Z., Wang, D. Z., and Hu, Z. Reasoning with language model is planning with world model. *arXiv preprint arXiv:2305.14992*, 2023.
- Hu, Y., Lin, F., Zhang, T., Yi, L., and Gao, Y. Look before you leap: Unveiling the power of gpt-4v in robotic vision-language planning. *arXiv preprint arXiv:2311.17842*, 2023.
- Kaelbling, L. P. and Lozano-Pérez, T. Hierarchical task and motion planning in the now. In *2011 IEEE International Conference on Robotics and Automation*, pp. 1470–1477, 2011. doi: 10.1109/ICRA.2011.5980391.
- Kansky, K., Silver, T., Mély, D. A., Eldawy, M., Lázaro-Gredilla, M., Lou, X., Dorfman, N., Sidor, S., Phoenix, S., and George, D. Schema networks: Zero-shot transfer with a generative causal model of intuitive physics. In *International conference on machine learning*, pp. 1809–1818. PMLR, 2017.
- Konidaris, G., Kaelbling, L. P., and Lozano-Perez, T. From skills to symbols: Learning symbolic representations for abstract high-level planning. *Journal of Artificial Intelligence Research*, 61:215–289, 2018.
- Kujanpää, K., Pajarinen, J., and Ilin, A. Hybrid search for efficient planning with completeness guarantees. In *Thirty-seventh Conference on Neural Information Processing Systems*, 2023. URL <https://openreview.net/forum?id=bY0c46ZtXa>.
- Li, K., Hopkins, A. K., Bau, D., Viégas, F., Pfister, H., and Wattenberg, M. Emergent world representations: Exploring a sequence model trained on a synthetic task. *ICLR*, 2023.
- Liang, J., Huang, W., Xia, F., Xu, P., Hausman, K., Ichter, B., Florence, P., and Zeng, A. Code as policies: Language model programs for embodied control. In *arXiv preprint arXiv:2209.07753*, 2022.
- Liu, Q., Netrapalli, P., Szepesvari, C., and Jin, C. Optimistic mle: A generic model-based algorithm for partially observable sequential decision making. In *Proceedings of the 55th Annual ACM Symposium on Theory of Computing*, pp. 363–376, 2023a.
- Liu, Z., Hu, H., Zhang, S., Guo, H., Ke, S., Liu, B., and Wang, Z. Reason for future, act for now: A principled framework for autonomous llm agents with provable sample efficiency. *arXiv preprint arXiv:2309.17382*, 2023b.
- Ma, Y. J., Liang, W., Wang, G., Huang, D.-A., Bastani, O., Jayaraman, D., Zhu, Y., Fan, L., and Anandkumar, A. Eureka: Human-level reward design via coding large language models. *arXiv preprint arXiv: Arxiv-2310.12931*, 2023.
- Mao, J., Lozano-Pérez, T., Tenenbaum, J., and Kaelbling, L. Pdskech: Integrated domain programming, learning, and planning. *Advances in Neural Information Processing Systems*, 35:36972–36984, 2022.
- Micheli, V., Alonso, E., and Fleuret, F. Transformers are sample-efficient world models. In *The Eleventh International Conference on Learning Representations*, 2023. URL <https://openreview.net/forum?id=vhFulAcb0xb>.
- Nottingham, K., Ammanabrolu, P., Suhr, A., Choi, Y., Hajishirzi, H., Singh, S., and Fox, R. Do Embodied Agents Dream of Pixelated Sheep: Embodied Decision Making using Language Guided World Modelling. In *International Conference on Machine Learning (ICML)*, 2023.
- Olausson, T. X., Inala, J. P., Wang, C., Gao, J., and Solar-Lezama, A. Is self-repair a silver bullet for code generation?, 2023.
- Qiu, L., Jiang, L., Lu, X., Sclar, M., Pyatkin, V., Bhagavatula, C., Wang, B., Kim, Y., Choi, Y., Dziri, N., and Ren, X. Phenomenal yet puzzling: Testing inductive reasoning capabilities of language models with hypothesis refinement, 2023.
- Raffin, A. RL baselines3 zoo. <https://github.com/DLR-RM/rl-baselines3-zoo>, 2020.

- Raffin, A., Hill, A., Gleave, A., Kanervisto, A., Ernestus, M., and Dormann, N. Stable-baselines3: Reliable reinforcement learning implementations. *Journal of Machine Learning Research*, 22(268):1–8, 2021. URL <http://jmlr.org/papers/v22/20-1364.html>.
- Rodriguez-Sanchez, R., Spiegel, B. A., Wang, J., Patel, R., Tellex, S., and Konidaris, G. Rlang: A declarative language for describing partial world knowledge to reinforcement learning agents, 2023.
- Russo, D. J., Van Roy, B., Kazerouni, A., Osband, I., Wen, Z., et al. A tutorial on thompson sampling. *Foundations and Trends® in Machine Learning*, 11(1):1–96, 2018.
- Saad, F. *Scalable Structure Learning, Inference, and Analysis with Probabilistic Programs*. PhD thesis, Massachusetts Institute of Technology, 2022.
- Schrader, M.-P. B. gym-sokoban. <https://github.com/mpSchrader/gym-sokoban>, 2018.
- Schrittwieser, J., Antonoglou, I., Hubert, T., Simonyan, K., Sifre, L., Schmitt, S., Guez, A., Lockhart, E., Hassabis, D., Graepel, T., et al. Mastering atari, go, chess and shogi by planning with a learned model. *Nature*, 588(7839): 604–609, 2020.
- Sehgal, A., Grayeli, A., Sun, J. J., and Chaudhuri, S. Neurosymbolic grounding for compositional world models, 2023.
- Sun, H., Zhuang, Y., Kong, L., Dai, B., and Zhang, C. Adaplanner: Adaptive planning from feedback with language models. *NeurIPS*, 2023a.
- Sun, L., Jha, D. K., Hori, C., Jain, S., Corcodel, R., Zhu, X., Tomizuka, M., and Romeres, D. Interactive planning using large language models for partially observable robotics tasks, 2023b.
- Sutton, R. S. Integrated architectures for learning, planning, and reacting based on approximating dynamic programming. In *Machine learning proceedings 1990*, pp. 216–224. Elsevier, 1990.
- Sutton, R. S. and Barto, A. G. *Reinforcement learning: An introduction*. MIT press, 2018.
- Tang, H. and Ellis, K. From perception to programs: Regularize, overparameterize, and amortize. *International Conference on Machine Learning (ICML)*, 2023.
- Tolman, E. C. and Honzik, C. H. Introduction and removal of reward, and maze performance in rats. *University of California publications in psychology*, 1930.
- Tsividis, P. A., Loula, J., Burga, J., Foss, N., Campero, A., Pouncy, T., Gershman, S. J., and Tenenbaum, J. B. Human-level reinforcement learning through theory-based modeling, exploration, and planning. *arXiv preprint arXiv:2107.12544*, 2021.
- Valmeekam, K., Marquez, M., Sreedharan, S., and Kambhampati, S. On the planning abilities of large language models - a critical investigation. In *Thirty-seventh Conference on Neural Information Processing Systems*, 2023. URL <https://openreview.net/forum?id=X6dEqXIsEW>.
- Verma, A., Murali, V., Singh, R., Kohli, P., and Chaudhuri, S. Programmatically interpretable reinforcement learning. In *International Conference on Machine Learning*, pp. 5045–5054. PMLR, 2018.
- Verma, A., Le, H., Yue, Y., and Chaudhuri, S. Imitation-projected programmatic reinforcement learning. *Advances in Neural Information Processing Systems*, 32, 2019.
- Wang, G., Xie, Y., Jiang, Y., Mandlekar, A., Xiao, C., Zhu, Y., Fan, L., and Anandkumar, A. Voyager: An open-ended embodied agent with large language models. *arXiv preprint arXiv: 2305.16291*, 2023a.
- Wang, H., Gonzalez-Pumariaga, G., Sharma, Y., and Choudhury, S. Demo2code: From summarizing demonstrations to synthesizing code via extended chain-of-thought. *NeurIPS*, 2023b.
- Wang, R., Zelikman, E., Poesia, G., Pu, Y., Haber, N., and Goodman, N. D. Hypothesis search: Inductive reasoning with language models, 2023c.
- Whittle, P. Arm-acquiring bandits. *The Annals of Probability*, 9(2):284–292, 1981.
- Wong, L., Mao, J., Sharma, P., Siegel, Z. S., Feng, J., Korneev, N., Tenenbaum, J. B., and Andreas, J. Learning adaptive planning representations with natural language guidance, 2023.
- Xiang, J., Tao, T., Gu, Y., Shu, T., Wang, Z., Yang, Z., and Hu, Z. Language models meet world models: Embodied experiences enhance language models. *NeurIPS*, 2023.
- Yao, S., Zhao, J., Yu, D., Du, N., Shafran, I., Narasimhan, K., and Cao, Y. React: Synergizing reasoning and acting in language models. *arXiv preprint arXiv:2210.03629*, 2022.
- Zhao, Z., Lee, W. S., and Hsu, D. Large language models as commonsense knowledge for large-scale task planning. *NeurIPS*, 2023.
- Zhu, F. and Simmons, R. Bootstrapping cognitive agents with a large language model. In *AAAI*, 2024.

## A. Theoretical analysis of Sample Efficiency using optimism under uncertainty ( $\phi_2$ )

The optimism under uncertainty objective ( $\phi_1 \wedge \phi_2$  in Sec. 2) is much more sample efficient than the traditional data-consistency objective ( $\phi_1$ ) as shown in Figure 6 in our experiments. We will later show a learning trajectory of it in the MiniGrid-UnlockPickup-v0 environment in Appendix A.1. This UnlockPickup environment is difficult for exploration due to its large search space. PPO failed to gain enough positive-reward supervision signals after  $3 \times 10^8$  actions as shown in Figure 7. Our method failed *without* the optimism objective as well. Nevertheless, our method *with* the optimism objective learned the correct world model from scratch with no more than 100 actions due to its better sample efficiency in exploration.

Here we provide a simple theorem stating that significantly better sample efficiency is theoretically guaranteed when using this objective (polynomial w.r.t the size of the state space and the solution space) following an intuitive observation:

**Observation.** When planning with a world model that satisfies the  $\phi_1 \wedge \phi_2$  there are only two possible outcomes:

- Either the model is correct: the agent achieves the goal successfully;
- Or the model is incorrect: the agent then must find a counter-example to its world model’s prediction and gain more knowledge of the environment.

It shows that the world model that satisfies  $\phi_1 \wedge \phi_2$  is either correct or is efficient in guiding the agent to find a counter-example of the current world model. Counter-example are precious because, when in search of the correct world model, each interaction data  $(s, a, s', r, d)$  in the replay buffer implies a constraint to satisfy for the potentially correct world models in the space of world models. Collecting data that can be explained by all potentially correct world models is useless because it implies no stricter constraints than the current ones. Only through the counter-examples which cannot be explained by the current world model, the size of the set of the potentially correct world models can become smaller and smaller, which eventually leads to a set that only contains the correct world model.

The optimism under uncertainty objective is much more sample efficient to get those valuable counter-examples than random exploration. For deterministic environments, the number of actions to find a counter-example with a world model that satisfies  $\phi_1 \wedge \phi_2$  is guaranteed to be smaller than the size of the state space for MDP or the history space for POMDP as there is no need to go back to the same state/history. Random exploration needs exponentially more number of actions to find this counter-example in the worst case. (Note that we *do not* assume free reset to all possible states, so the agent needs to go through the trajectories from the initial state to each target state.)

More formally, we show that the maximum number of actions to learn/find the correct world model is polynomial w.r.t. the size of the state space and the size of the model space for deterministic MDPs as follows:

**Definition A.1.** A set of data,  $\mathcal{D}$ , is **mutually independent** w.r.t. a solution space,  $\mathcal{M}$ , i.e.,  $\mathcal{D} \perp\!\!\!\perp \mathcal{M}$  if and only if for all data inside of the set, there exists a solution in the solution space such that this solution explains all other data but it:

$$\forall d \in \mathcal{D}, \exists m \in \mathcal{M}, m \not\models d \wedge (\forall d' \in \mathcal{D} - \{d\}, m \models d').$$

Denote the maximum size of the mutually independent data sets w.r.t. a solution space  $\mathcal{M}$  as  $K_{\perp\!\!\!\perp \mathcal{M}} = \max\{|\mathcal{D}| : \forall \mathcal{D} \in \mathbb{D}, \mathcal{D} \perp\!\!\!\perp \mathcal{M}\}$ , where  $\mathbb{D}$  is the space of data sets, it is straightforward to prove that

**Lemma A.2.**  $K_{\perp\!\!\!\perp \mathcal{M}} \leq |\mathcal{M}|$ , i.e., the maximum size of the mutually independent data sets w.r.t. to a solution space is smaller than the size of the solution space.

Proof: each data point  $d \in \mathcal{D}$  must exclude one more unique solution in the solution space than the other data points. Otherwise, the data set is not mutually independent w.r.t. the solution space.

Note that this is the loosest upper bound of  $K_{\perp\!\!\!\perp \mathcal{M}}$ . We assume nothing about the model space and the learning algorithm. In practice,  $K_{\perp\!\!\!\perp \mathcal{M}}$  should be much smaller than the size of the solution space. For example, for linear models, we only need  $n$  independent data points to characterize the correct solution for  $d \in \mathbb{R}^n$ .

**Theorem A.3.** (Guaranteed sample efficiency when using the optimism under uncertainty objective.) When using the optimism under uncertainty objective ( $\phi_1 \wedge \phi_2$  in Sec. 2), the correct world model is guaranteed to be found in no more than  $|S| \times (K_{\mathcal{T} \times \mathcal{R}} + 1) \leq |S| \times (|\mathcal{T}| \times |\mathcal{R}| + 1)$  actions for a deterministic MDP environment  $M = (S, A, T, R, \gamma)$  where  $\mathcal{T}$  and  $\mathcal{R}$  denotes the space of the transition function and the reward function, respectively, and  $K_{\mathcal{T} \times \mathcal{R}}$  denotes the maximum size of the data sets  $\{(s, a, s', r, d)\}$  that are mutually independent w.r.t. the world model space,  $\mathcal{T} \times \mathcal{R}$ .

Informal Proof: Lemma  $\alpha$ : Each replay buffer data set,  $\mathcal{D}$ , can be represented by its maximum mutually independent data subset,  $\mathcal{D}_{\perp \mathcal{T} \times \mathcal{R}}$ , from the perspective of finding the correct world model, i.e.,

$$\mathcal{D}_{\perp \mathcal{T} \times \mathcal{R}} \subseteq \mathcal{D} \bigwedge D_{\perp \mathcal{T} \times \mathcal{R}} \perp \mathcal{T} \times \mathcal{R} \bigwedge \forall (\hat{T}, \hat{R}) \in \mathcal{T} \times \mathcal{R}, (\hat{T}, \hat{R}) \vdash \mathcal{D} \Leftrightarrow (\hat{T}, \hat{R}) \vdash \mathcal{D}_{\perp \mathcal{T} \times \mathcal{R}}.$$

Lemma  $\beta$ : For the replay buffer,  $\mathcal{D}^{(t)}$ , at any step  $t$ , if a world model  $(\hat{T}^{(t)}, \hat{R}^{(t)})$  satisfies the optimism under uncertainty objective as well as the traditional data-consistency objective, i.e.,  $(\hat{T}, \hat{R}) \vdash \mathcal{D}^{(t)} \wedge (\hat{T}, \hat{R}) \vdash \phi_2$ , then either the word model is correct, which means it can guide the agent to the goal successfully, or the agent finds a counter-example,  $d'$ , to the current world model in  $|S|$  steps.

Lemma  $\gamma$ : This counter example,  $d'$ , is mutually independent to the replay buffer,  $\mathcal{D}^{(t)}$ , because there is a model  $(\hat{T}^{(t)}, \hat{R}^{(t)})$  such that  $(\hat{T}^{(t)}, \hat{R}^{(t)}) \not\vdash d' \wedge (\hat{T}^{(t)}, \hat{R}^{(t)}) \vdash \mathcal{D}^{(t)}$ .

Given these lemmas, we have

$$|D_{\perp \mathcal{T} \times \mathcal{R}}^{(t+|S|)}| \geq |D_{\perp \mathcal{T} \times \mathcal{R}}^{(t)}| + 1$$

and therefore

$$|D_{\perp \mathcal{T} \times \mathcal{R}}^{(|S| \times (K_{\perp \mathcal{T} \times \mathcal{R}} + 1))}| \geq K_{\perp \mathcal{T} \times \mathcal{R}} + 1 + D^{(0)} \geq K_{\perp \mathcal{T} \times \mathcal{R}} + 1 > K_{\perp \mathcal{T} \times \mathcal{R}}.$$

Assume the world model after  $|S| \times (K_{\perp \mathcal{T} \times \mathcal{R}} + 1)$  steps is still incorrect, we then build a mutually indepedent data set,  $D_{\perp \mathcal{T} \times \mathcal{R}}^{(|S| \times (K_{\perp \mathcal{T} \times \mathcal{R}} + 1))}$ , with size larger than  $K_{\perp \mathcal{T} \times \mathcal{R}}$ , which is contradictory to its definition.  $\square$

The proofs of Lemma  $\alpha$  and  $\gamma$  are straightforward by definitions. We can prove Lemma  $\beta$  by construction. Given the definition of the optimism under uncertainty objective,  $\phi_2$  in Sec. 2:

$$\begin{aligned} \phi_2(s_0, c, \hat{T}^{(t)}, \hat{R}^{(t)}) = \\ \exists a_1, s_1, a_2, s_2, \dots, a_\ell, s_\ell : \\ \forall i \in [\ell] : \hat{T}^{(t)}(s_{i-1}, a_i) = s_i \wedge \\ \exists r > 0 : \hat{R}^{(t)}(c)(s_{\ell-1}, a_\ell, s_\ell) = (r, 1), \end{aligned}$$

there exists a trajectory  $a_1, s_1, a_2, s_2, \dots, a_\ell, s_\ell$  such that either the model correctly leads the agent to the goal, i.e.,  $\exists r > 0 : R(c)(s_{\ell-1}, a_\ell, s_\ell) = (r, 1)$ , or there exists a counter-example, i.e.,  $\exists i \in [\ell] : \hat{T}^{(t)}(s_{i-1}, a_i) \neq T(s_{i-1}, a_i) \vee \hat{R}^{(t)}(c)(s_{i-1}, a_i, s_i) \neq R(c)(s_{i-1}, a_i, s_i)$ , which means  $(\hat{T}^{(t)}, \hat{R}^{(t)}) \not\vdash (s_{i-1}, a_i, s_i, r_i, d_i)$ . We also have  $(\hat{T}^{(t)}, \hat{R}^{(t)}) \vdash D^{(t)}$  due to  $(\hat{T}^{(t)}, \hat{R}^{(t)}) \vdash \phi_1$ . We thus prove Lemma  $\beta$ .

### A.1. Example learning trajectory using $(\phi_1 \wedge \phi_2)$ MiniGridUnlockPickup

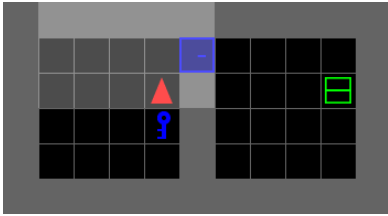
To demonstrate the effectiveness of the optimism objective ( $\phi_2$  in Sec. 2) in improving the sample efficiency through guided exploration, we show here an example of the learning trajectories in the MiniGrid-UnlockPickup-v0 environment. In comparison with agents that only use the traditional data-consistency objective ( $\phi_1$ ), which merely relies on random exploration to gain new knowledge of the world through new data, agents that use the extra optimism under uncertainty objective can

- imagine the functionality of actions and their interactions with the necessary tools, in order to achieve the goal, without any real interactions with the environment;
- explore much more efficiently guided by the imagined world model;
- and correct the imagined world model given the newly collected data after the efficient exploration.

The goal-driven exploration is guaranteed to be efficient, as proved in Appendix. A. The learning trajectory is as follows:

Original reward function	Original transit function
NULL	NULL

Random exploration  
No feasible move yet except for rotation.



Data-consistent transit-func  
(figured out how to rotate)

```
def turn_right(direction):
    if direction == (-1, 0):
        return (0, -1)
    elif direction == (1, 0):
        ...

def turn_left(direction):
    if direction == (-1, 0):
        return (0, 1)
    elif direction == (1, 0):
        ...

def transition(state, action):
    agents = get_entities_by_name(state, "Agent")
    assert len(agents) == 1, "There should be exactly one agent in the state"
    agent = agents[0]
    if action == "turn right":
        agent.direction = turn_right(agent.direction)
    elif action == "turn left": # Add a condition for the "turn left" action
        agent.direction = turn_left(agent.direction)
    # The other actions does not seem to affect the state
    return state
```

Data-consistent reward-func  
(random guess given the textual mission)

```
def reward_func(state, action, next_state):
    # If the state does not change after action, the reward is 0.0 and not done
    if state == next_state:
        return 0.0, False
    agent_n, agent_o = get_entities_by_name(next_state, "Agent")
    [0], get_entities_by_name(state, "Agent")[0]
    box_n, box_o = get_entities_by_name(next_state, "Box")[0],
    get_entities_by_name(state, "Box")[0]
    # If the agent's position gets closer to the box, give a bigger reward
    if abs(agent_n.x - box_n.x) + abs(agent_n.y - box_n.y) < abs(
        agent_o.x - box_o.x) + abs(agent_o.y - box_o.y):
        return 1.0, False
    # If the agent changes direction but not position, the reward is 0.0 and not done
    elif agent_o.x == agent_n.x and agent_o.y == agent_n.y and
    agent_o.direction != agent_n.direction:
        return 0.0, False
    # If the agent picks up the green box, give a big reward and finish
    elif agent_n.carrying and agent_n.carrying.color == "green":
        return 100.0, True
    # If the agent moves but does not make significant progress, give small penalty to make it efficient
    else:
        return -0.01, False
```



### Goal-driven transit-func

(imagine how to move forward without interactions)

(imperfect though as not considering the locked door)

```
def transition(state, action):
    ...
    elif action == 'move forward':
        dx, dy = agent.direction
        new_x, new_y = X + dx, Y + dy
        if not get_entities_by_name(get_entities_by_position(
            next_state, new_x, new_y), 'Wall'):
            agent.x, agent.y = new_x, new_y
    ...
```

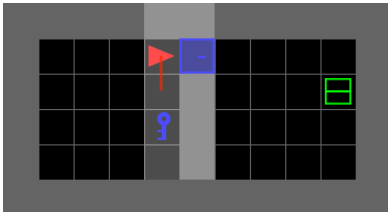
### Goal-driven reward-func

(more efficient representation <- already correct)

```
def reward_func(state, action, next_state):
    # Get all agent entities in the next state
    next_agents = get_entities_by_name(next_state, 'Agent')
    # Check if any agent is carrying a Box
    for next_agent_carrying in [agent.carrying for agent in
                                next_agents]:
        if isinstance(next_agent_carrying, Box) and
            next_agent_carrying.color == 'green':
            return 1.0, True
    return 0.0, False
```

### Guided by imagined transit-func

Trying to cross a locked door



### Data-consistent transit-func

(figured out the agent cannot step on the wall and the locked door, but still do not know how to go to the goal.)

```
ddef transition(state, action):
    ...
    elif action == 'move forward':
        dx, dy = agent.direction
        new_x, new_y = X + dx, Y + dy
        door_at_new_loc = get_entities_by_name(
            get_entities_by_position(next_state, new_x, new_y), '
            Door')
        if door_at_new_loc:
            door_at_new_loc = door_at_new_loc[0]
            if door_at_new_loc.state == "locked":
                return next_state
        if not get_entities_by_name(get_entities_by_position(
            next_state, new_x, new_y), 'Wall'):
            agent.x, agent.y = new_x, new_y
    ...
```

## Goal-driven transit-func

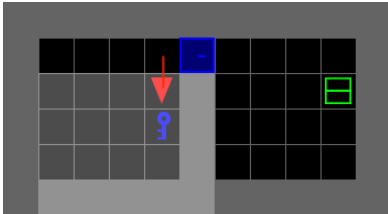
(imagine how to pickup, toggle, and drop, without interactions)

(imperfect though as trying to pickup at the same position as the agent)

```
def transition(state, action):
    ...
    elif action == 'pick up':
        items_at_agent_location = get_entities_by_position(
            next_state, agent.x, agent.y)
        pickable_items = [item for item in
            items_at_agent_location if item.name not in ['Door', '
            Wall', 'Agent']]
        if pickable_items:
            agent.carrying = pickable_items[0]
            next_state.remove(pickable_items[0])
    elif action == 'drop':
        if agent.carrying:
            agent.carrying.x, agent.carrying.y = agent.x, agent.
            y
            next_state.append(agent.carrying)
            agent.carrying = None
    elif action == 'toggle':
        if isinstance(agent.carrying, Key):
            door_at_right = [door for door in
                get_entities_by_position(next_state, right_x,
                right_y) if door.name == 'Door']
            if door_at_right and door_at_right[0].color == agent
                .carrying.color:
                door_at_right[0].state = 'unlocked'
    return next_state
```

## Guided by imagined transit-func

Trying to step on the key to pick it up



## Data-consistent transit-func

(figured out the agent cannot step on the key,  
but still do not know how to go to the goal)

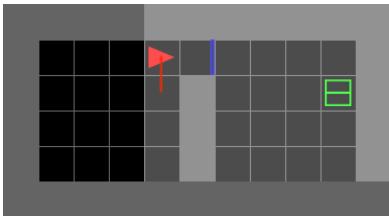
```
...
def transition(state, action):
    ...
    elif action == 'move forward':
        entities_at_front = [entity for entity in
            get_entities_by_position(next_state, front_x, front_y)
            if entity.name != 'Agent']
        if entities_at_front:
            if entities_at_front[0].name == "Door" and
                entities_at_front[0].state == "unlocked":
                agent.x, agent.y = front_x, front_y
                # other entities should prevent agent from moving
                forward
            else:
                agent.x, agent.y = front_x, front_y
    elif action == 'pick up':
        items_at_agent_location = get_entities_by_position(
            next_state, agent.x, agent.y)
        pickable_items = [item for item in
            items_at_agent_location if item.name not in ['Door', '
            Wall', 'Agent']]
        if pickable_items:
            agent.carrying = pickable_items[0]
            next_state.remove(pickable_items[0])
    ...
```

### Goal-driven transit-func

(imagine the agent can also pickup the object in front of it, which is correct, without interactions.

```
def transition(state, action):
    ...
    elif action == 'pick up':
        items_at_agent_location = get_entities_by_position(
            next_state, agent.x, agent.y)
        items_at_front_location =
            get_entities_by_position(next_state, front_x, front_y)
        pickable_items = [item for item in
            items_at_agent_location +
            items_at_front_location if item.name not in ['Door', '
            Wall', 'Agent']]
        if pickable_items:
            agent.carrying = pickable_items[0]
            next_state.remove(pickable_items[0])
    ...
```

### Guided by imagined transit-func Trying to toggle the door

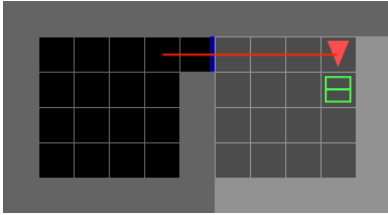


### Data-consistent transit-func

(correct some detail about opening the door)

```
...
def toggle_door(agent, next_state, next_x, next_y):
    doors_in_next_position = [door for door in
        get_entities_by_position(next_state, next_x, next_y) if door
        .name == 'Door']
    if doors_in_next_position and doors_in_next_position[0].
        color == agent.carrying.color :
        doors_in_next_position[0].state = 'open'
    ...
```

Guided by imagined transit-func  
Trying to pickup the box while carrying the key



Goal-driven transit-func

(figured out cannot pickup objects while carrying others; improve the drop action that was imagined before) (SUCCEED!!)

```
...
def drop_item(agent, next_state, next_x, next_y):
    entities_in_next_position = get_entities_by_position(
        next_state, next_x, next_y)
    if not entities_in_next_position and agent.carrying:
        # Drop can only drop object if there's no obstacle and
        # agent carries something.
        agent.carrying.x, agent.carrying.y = next_x, next_y
        next_state.append(agent.carrying)
        agent.carrying = None
...
def check_no_obstacle_between(agent, next_state, x, y):
    dx, dy = x - agent.x, y - agent.y
    for i in range(min(abs(dx), abs(dy))):
        entities_at_next_position = get_entities_by_position(
            next_state, agent.x + i * dx, agent.y + i * dy)
        if any(isinstance(entity, Wall) or isinstance(entity,
            Door) and entity.state != 'open') for entity in
            entities_at_next_position):
            return False
    return True
def pickup_item(agent, next_state):
    items_in_current_location = get_entities_by_position(
        next_state, agent.x, agent.y)
    pickable_items = [item for item in items_in_current_location
        if item.name not in ['Door', 'Wall', 'Agent']]
    if agent.carrying is None: # Agent can only pick up an item
        when it is not carrying an item
        if not pickable_items:
            dx, dy = agent.direction
            facing_x, facing_y = agent.x + dx, agent.y + dy
            if check_no_obstacle_between(agent, next_state,
                facing_x, facing_y): # Make sure there is no wall
                or door between the agent and the item
                items_in_facing_location =
                    get_entities_by_position(next_state, facing_x,
                        facing_y)
                pickable_items = [item for item in
                    items_in_facing_location if item.name not in ['
                    Door', 'Wall']]
        if pickable_items:
            agent.carrying = pickable_items[0]
            next_state.remove(pickable_items[0])
...
```

The final synthesized world model code

```
class Entity:
    def __init__(self, x, y, **kwargs):
        self.name = self.__class__.__name__
        self.x = x
        self.y = y
        for key, value in kwargs.items():
            setattr(self, key, value)
    def __repr__(self):
        attr = ', '.join(f'{key}={value}' for key, value in self.__dict__.items() if key not in ('
            name', 'x', 'y'))
        if attr: return f'{self.name}({self.x}, {self.y}, {attr})"
```

```

        else: return f"{self.name}({self.x}, {self.y})"
    def __eq__(self, other):
        return all(getattr(self, key) == getattr(other, key, None) for key in self.__dict__.keys())
    def __hash__(self):
        return hash(tuple(sorted(self.__dict__.items())))
class Agent(Entity): pass
class Key(Entity): pass
class Door(Entity): pass
class Goal(Entity): pass
class Wall(Entity): pass
class Box(Entity): pass
class Ball(Entity): pass
class Lava(Entity): pass
def update_direction(agent, action):
    all_directions = [(0, -1), (-1, 0), (0, 1), (1, 0)]
    current_dir_idx = all_directions.index(agent.direction)
    if action == 'turn right':
        agent.direction = all_directions[(current_dir_idx - 1) % 4]
    else: # turn left
        agent.direction = all_directions[(current_dir_idx + 1) % 4]
def drop_item(agent, next_state, next_x, next_y):
    entities_in_next_position = get_entities_by_position(next_state, next_x, next_y)
    if not entities_in_next_position and agent.carrying:
        # Drop can only drop object if there's no obstacle and agent carries something.
        agent.carrying.x, agent.carrying.y = next_x, next_y
        next_state.append(agent.carrying)
        agent.carrying = None
def toggle_door(agent, next_state, next_x, next_y):
    doors_in_next_position = [door for door in get_entities_by_position(next_state, next_x, next_y)
                             if door.name == 'Door']
    if doors_in_next_position and doors_in_next_position[0].color == agent.carrying.color:
        doors_in_next_position[0].state = 'open'
def get_entities_by_name(entities, name):
    return [entity for entity in entities if entity.name == name]
def get_entities_by_position(entities, x, y):
    return [entity for entity in entities if entity.x == x and entity.y == y]
def check_no_obstacle_between(agent, next_state, x, y):
    dx, dy = x - agent.x, y - agent.y
    for i in range(min(abs(dx), abs(dy))):
        entities_at_next_position = get_entities_by_position(next_state, agent.x + i * dx, agent.y + i * dy)
        if any(isinstance(entity, Wall) or (isinstance(entity, Door) and entity.state != 'open')
               for entity in entities_at_next_position):
            return False
    return True
def pickup_item(agent, next_state):
    items_in_current_location = get_entities_by_position(next_state, agent.x, agent.y)
    pickable_items = [item for item in items_in_current_location if item.name not in ['Door', 'Wall', 'Agent']]
    if agent.carrying is None: # Agent can only pick up an item when it is not carrying an item
        if not pickable_items:
            dx, dy = agent.direction
            facing_x, facing_y = agent.x + dx, agent.y + dy
            if check_no_obstacle_between(agent, next_state, facing_x, facing_y): # Make sure there is no wall or door between the agent and the item
                items_in_facing_location = get_entities_by_position(next_state, facing_x, facing_y)
                pickable_items = [item for item in items_in_facing_location if item.name not in ['Door', 'Wall']]
        if pickable_items:
            agent.carrying = pickable_items[0]
            next_state.remove(pickable_items[0])
def transition(state, action):

```

```

next_state = list(state)
agent = get_entities_by_name(next_state, 'Agent')[0]
dx, dy = agent.direction
front_x, front_y = agent.x + dx, agent.y + dy
if action == 'turn right' or action == 'turn left':
    update_direction(agent, action)
elif action == 'move forward':
    update_position(agent, next_state, front_x, front_y)
elif action == 'pick up':
    pickup_item(agent, next_state)
elif action == 'drop':
    drop_item(agent, next_state, front_x, front_y)
elif action == 'toggle':
    toggle_door(agent, next_state, front_x, front_y)
return next_state
def update_position(agent, next_state, next_x, next_y):
    entities_at_next_position = get_entities_by_position(next_state, next_x, next_y)
    if not any(
        (
            isinstance(entity, Wall) or
            isinstance(entity, Box) or
            isinstance(entity, Ball) or
            isinstance(entity, Lava) or
            (isinstance(entity, Door) and entity.state != 'open') or
            isinstance(entity, Key)
        )
        for entity in entities_at_next_position
    ):
        agent.x, agent.y = next_x, next_y
    else:
        agent.x, agent.y = agent.x, agent.y # Agent stays in place
    
```

## B. More Experimental Results

### B.1. PPO for MiniGrid

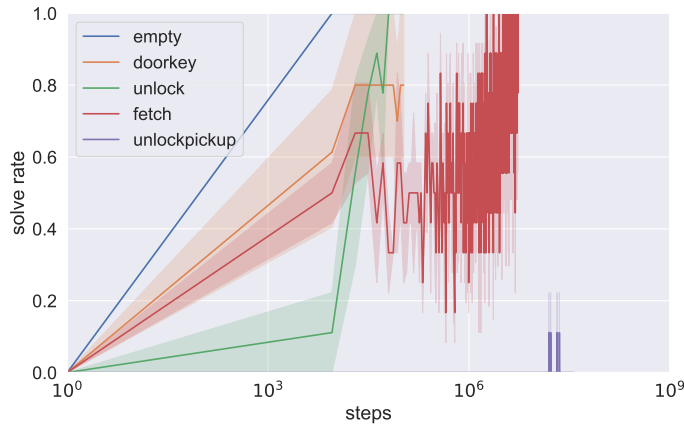


Figure 7. Performance of PPO in MiniGrid environments.

We evaluate PPO, as a Deep RL baseline, in minigrid experiments. We use the tuned hyper-parameters from RL Baselines3 Zoo (Raffin, 2020) for each environment and use the same symbolic memory state as ours. As shown in Figure 7, PPO is much more sample inefficient than ours. It needs  $10^4 - 10^5$  steps to learn valid policies (not perfect though) in most environments. It cannot solve the UnlockPickup environment even in  $3 \times 10^8$  steps.



## B.2. PPO for Sokoban

The PPO baseline was implemented using Stable Baselines3 (Raffin et al., 2021) and the gym-sokoban library (Schrader, 2018) with 256 parallel environments, a batch\_size of 2048, a horizon of 50 steps, and the rest default hyperparameters according to the Stable Baselines3 library (n\_steps 2048, learning rate 0.0003, gamma 0.99, n\_epochs 10, gae\_lambda 0.95, clip\_range 0.2, normalized advantage, ent\_coef 0, vf\_coef 0.5).

The input to the network is a (3, 7, 7) corresponding to the 7 by 7 Sokoban grid, with each item in the grid represent as an RGB pixel.

The policy network used was a convolutional neural network with 3 convolutional layers with 16, 32, and 64 filters and all with a kernel of size (2, 2) and a stride of 1, followed by a linear layer with 9 outputs, corresponding to the 9 possible actions. All layers are separated by Rectified Linear Units (ReLU).

## B.3. DreamerV3 for Sokoban

The DreamerV3 baseline was implemented using the simple training script provided by the open-source DreamerV3 library created by Danijar Hafner (Hafner et al., 2023), and the gym-sokoban library (Schrader, 2018) with default hyperparameters and 1 environment.

## C. Example of synthesized world models for Sokoban

### Synthesized transition function for Sokoban

```
def transition(state, action):
    """
    Args:
        state: a set of entities representing the state of the environment
        action: the action can be "move right", "move left", "move up", "move down"
    Returns:
        next_state: the next state of the environment
    """
    # here we define how the player coordinates change for each action
    action_to_delta = {
        "move right": (1, 0),
        "move left": (-1, 0),
        "move up": (0, -1),
        "move down": (0, 1)
    }
    # Here we get the player and the boxes in the current state
    player = get_entities_by_name(state, 'Player')[0]
    boxes = get_entities_by_name(state, 'Box')
    walls = get_entities_by_name(state, 'Wall')
    # Then, we calculate the new player position according to the action
    delta_x, delta_y = action_to_delta[action]
    new_player_x = player.x + delta_x
    new_player_y = player.y + delta_y
    # We check if the new player position is a Wall
    if get_entities_by_position(walls, new_player_x, new_player_y):
        # If so, the player does not move
        pass
    else:
        # If not, the player moves to the new position
        pushed_box = get_entities_by_position(boxes, new_player_x, new_player_y)
        if pushed_box:
            pushed_box_x = pushed_box[0].x + delta_x
            pushed_box_y = pushed_box[0].y + delta_y
            # Check if there is a wall or other box at the pushed box destination
            if get_entities_by_position(boxes + walls, pushed_box_x, pushed_box_y):
                # If so, the player and the box do not move
```

```

        pass
    else:
        # If not, the box moves to the new position
        pushed_box[0].x += delta_x
        pushed_box[0].y += delta_y
        player.x += delta_x
        player.y += delta_y
    else:
        player.x += delta_x
        player.y += delta_y
    return state

```

### Synthesized reward function for Sokoban

```

def reward_func(state, action, next_state):
    reward = -0.1
    done = False
    boxes_prev = get_entities_by_name(state, 'Box')
    targets_prev = get_entities_by_name(state, 'Target')
    boxes_next = get_entities_by_name(next_state, 'Box')
    targets_next = get_entities_by_name(next_state, 'Target')
    for box in boxes_next:
        if any(box.x == target.x and box.y == target.y for target in targets_next):
            if not any(box.x == prev_box.x and box.y == prev_box.y for prev_box in boxes_prev
                        if any(prev_box.x == prev_target.x and prev_box.y == prev_target.y for
                              prev_target in targets_prev)):
                reward += 1
    for box in boxes_prev:
        if any(box.x == target.x and box.y == target.y for target in targets_prev):
            if not any(box.x == next_box.x and box.y == next_box.y for next_box in boxes_next
                        if any(next_box.x == next_target.x and next_box.y == next_target.y for
                              next_target in targets_next)):
                reward -= 1
    if all(any(box.x == target.x and box.y == target.y for target in targets_next) for box in
            boxes_next):
        reward += 10
        done = True
    return reward, done

```

## D. Prompts

We list all the prompts that are used in our experiments in this section. The functionality for each prompt is stated in its subsection name. We highlight the dynamic information as yellow and the main instruction as blue. The dynamic information includes the data collected so far in the replay buffer and the codes synthesized so far by previous LLM calls.

### D.1. Initializing the transition function

It asks LLMs to generate a transition function  $(s, a) \rightarrow s'$  following the code template to model seven uniformly randomly sampled experience data  $(s, a, s')$  in the replay buffer.

You are a robot exploring in an object-centric environment. Your goal is to model the logic of the world in python. You will be provided experiences in the format of (state, action, next\_state) tuples. You will also be provided with a short natural language description that briefly summarizes the difference between the state and the next state for each (state, next\_state,) pair. You need to implement the python code to model the logic of the world, as seen in the provided experiences. Please follow the template to implement the code. The code

needs to be directly runnable on the state and return the next state in python as provided in the experiences.

You need to implement python code to model the logic of the world as seen in the following **experiences**:

The action "toggle" transforms the state from

```
'''
Wall(0, 0) ;    Wall(1, 0) ;    Wall(2, 0) ;    Wall(3, 0) ;    Wall(4, 0) ;
Wall(0, 1) ;    empty ;          Wall(2, 1) ;    empty ;          Wall(4, 1) ;
Wall(0, 2) ;    Agent(1, 2, direction=(0, -1), carrying=None) ; Door(2, 2, color=yellow, state=
locked) ;       empty ;          Wall(4, 2) ;
Wall(0, 3) ;    Key(1, 3, color=yellow) ;          Wall(2, 3) ;    Goal(3, 3) ;    Wall(4, 3) ;
Wall(0, 4) ;    Wall(1, 4) ;    Wall(2, 4) ;    Wall(3, 4) ;    Wall(4, 4) ;
'''
```

to  
'''

```
Wall(0, 0) ;    Wall(1, 0) ;    Wall(2, 0) ;    Wall(3, 0) ;    Wall(4, 0) ;
Wall(0, 1) ;    empty ;          Wall(2, 1) ;    empty ;          Wall(4, 1) ;
Wall(0, 2) ;    Agent(1, 2, direction=(0, -1), carrying=None) ; Door(2, 2, color=yellow, state=
locked) ;       empty ;          Wall(4, 2) ;
Wall(0, 3) ;    Key(1, 3, color=yellow) ;          Wall(2, 3) ;    Goal(3, 3) ;    Wall(4, 3) ;
Wall(0, 4) ;    Wall(1, 4) ;    Wall(2, 4) ;    Wall(3, 4) ;    Wall(4, 4) ;
'''
```

The difference is

'''

Nothing happened

'''

The action "toggle" transforms the state from

```
'''
Wall(0, 0) ;    Wall(1, 0) ;    Wall(2, 0) ;    Wall(3, 0) ;    Wall(4, 0) ;
Wall(0, 1) ;    empty ;          Wall(2, 1) ;    empty ;          Wall(4, 1) ;
Wall(0, 2) ;    Agent(1, 2, direction=(0, 1), carrying=None) ; Door(2, 2, color=yellow, state=
locked) ;       empty ;          Wall(4, 2) ;
Wall(0, 3) ;    Key(1, 3, color=yellow) ;          Wall(2, 3) ;    Goal(3, 3) ;    Wall(4, 3) ;
Wall(0, 4) ;    Wall(1, 4) ;    Wall(2, 4) ;    Wall(3, 4) ;    Wall(4, 4) ;
'''
```

to  
'''

```
Wall(0, 0) ;    Wall(1, 0) ;    Wall(2, 0) ;    Wall(3, 0) ;    Wall(4, 0) ;
Wall(0, 1) ;    empty ;          Wall(2, 1) ;    empty ;          Wall(4, 1) ;
Wall(0, 2) ;    Agent(1, 2, direction=(0, 1), carrying=None) ; Door(2, 2, color=yellow, state=
locked) ;       empty ;          Wall(4, 2) ;
Wall(0, 3) ;    Key(1, 3, color=yellow) ;          Wall(2, 3) ;    Goal(3, 3) ;    Wall(4, 3) ;
Wall(0, 4) ;    Wall(1, 4) ;    Wall(2, 4) ;    Wall(3, 4) ;    Wall(4, 4) ;
'''
```

The difference is

'''

Nothing happened

'''

The action "turn right" transforms the state from

```
'''
Wall(0, 0) ;    Wall(1, 0) ;    Wall(2, 0) ;    Wall(3, 0) ;    Wall(4, 0) ;
Wall(0, 1) ;    empty ;          Wall(2, 1) ;    empty ;          Wall(4, 1) ;
Wall(0, 2) ;    Agent(1, 2, direction=(1, 0), carrying=None) ; Door(2, 2, color=yellow, state=
locked) ;       empty ;          Wall(4, 2) ;
Wall(0, 3) ;    Key(1, 3, color=yellow) ;          Wall(2, 3) ;    Goal(3, 3) ;    Wall(4, 3) ;
Wall(0, 4) ;    Wall(1, 4) ;    Wall(2, 4) ;    Wall(3, 4) ;    Wall(4, 4) ;
'''
```

to  
'''

```

Wall(0, 0) ;    Wall(1, 0) ;    Wall(2, 0) ;    Wall(3, 0) ;    Wall(4, 0) ;
Wall(0, 1) ;    empty ;          Wall(2, 1) ;    empty ;          Wall(4, 1) ;
Wall(0, 2) ;    Agent(1, 2, direction=(0, 1), carrying=None) ; Door(2, 2, color=yellow, state=
locked) ;      empty ;          Wall(4, 2) ;
Wall(0, 3) ;    Key(1, 3, color=yellow) ;          Wall(2, 3) ;    Goal(3, 3) ;    Wall(4, 3) ;
Wall(0, 4) ;    Wall(1, 4) ;    Wall(2, 4) ;    Wall(3, 4) ;    Wall(4, 4) ;
'''
The difference is
'''
The agent (direction=(1, 0)) at pos (1, 2) becomes an agent (direction=(0, 1)).
'''

The action "turn left" transforms the state from
'''
Wall(0, 0) ;    Wall(1, 0) ;    Wall(2, 0) ;    Wall(3, 0) ;    Wall(4, 0) ;
Wall(0, 1) ;    empty ;          Wall(2, 1) ;    empty ;          Wall(4, 1) ;
Wall(0, 2) ;    Agent(1, 2, direction=(-1, 0), carrying=None) ; Door(2, 2, color=yellow, state=
locked) ;      empty ;          Wall(4, 2) ;
Wall(0, 3) ;    Key(1, 3, color=yellow) ;          Wall(2, 3) ;    Goal(3, 3) ;    Wall(4, 3) ;
Wall(0, 4) ;    Wall(1, 4) ;    Wall(2, 4) ;    Wall(3, 4) ;    Wall(4, 4) ;
'''
to
'''
Wall(0, 0) ;    Wall(1, 0) ;    Wall(2, 0) ;    Wall(3, 0) ;    Wall(4, 0) ;
Wall(0, 1) ;    empty ;          Wall(2, 1) ;    empty ;          Wall(4, 1) ;
Wall(0, 2) ;    Agent(1, 2, direction=(0, 1), carrying=None) ; Door(2, 2, color=yellow, state=
locked) ;      empty ;          Wall(4, 2) ;
Wall(0, 3) ;    Key(1, 3, color=yellow) ;          Wall(2, 3) ;    Goal(3, 3) ;    Wall(4, 3) ;
Wall(0, 4) ;    Wall(1, 4) ;    Wall(2, 4) ;    Wall(3, 4) ;    Wall(4, 4) ;
'''
The difference is
'''
The agent (direction=(-1, 0)) at pos (1, 2) becomes an agent (direction=(0, 1)).
'''

The action "turn right" transforms the state from
'''
Wall(0, 0) ;    Wall(1, 0) ;    Wall(2, 0) ;    Wall(3, 0) ;    Wall(4, 0) ;
Wall(0, 1) ;    empty ;          Wall(2, 1) ;    empty ;          Wall(4, 1) ;
Wall(0, 2) ;    Agent(1, 2, direction=(0, 1), carrying=None) ; Door(2, 2, color=yellow, state=
locked) ;      empty ;          Wall(4, 2) ;
Wall(0, 3) ;    Key(1, 3, color=yellow) ;          Wall(2, 3) ;    Goal(3, 3) ;    Wall(4, 3) ;
Wall(0, 4) ;    Wall(1, 4) ;    Wall(2, 4) ;    Wall(3, 4) ;    Wall(4, 4) ;
'''
to
'''
Wall(0, 0) ;    Wall(1, 0) ;    Wall(2, 0) ;    Wall(3, 0) ;    Wall(4, 0) ;
Wall(0, 1) ;    empty ;          Wall(2, 1) ;    empty ;          Wall(4, 1) ;
Wall(0, 2) ;    Agent(1, 2, direction=(-1, 0), carrying=None) ; Door(2, 2, color=yellow, state=
locked) ;      empty ;          Wall(4, 2) ;
Wall(0, 3) ;    Key(1, 3, color=yellow) ;          Wall(2, 3) ;    Goal(3, 3) ;    Wall(4, 3) ;
Wall(0, 4) ;    Wall(1, 4) ;    Wall(2, 4) ;    Wall(3, 4) ;    Wall(4, 4) ;
'''
The difference is
'''
The agent (direction=(0, 1)) at pos (1, 2) becomes an agent (direction=(-1, 0)).
'''

The action "turn right" transforms the state from
'''
Wall(0, 0) ;    Wall(1, 0) ;    Wall(2, 0) ;    Wall(3, 0) ;    Wall(4, 0) ;
Wall(0, 1) ;    empty ;          Wall(2, 1) ;    empty ;          Wall(4, 1) ;

```

```

Wall(0, 2) ;    Agent(1, 2, direction=(-1, 0), carrying=None) ; Door(2, 2, color=yellow, state=
locked) ;      empty ;          Wall(4, 2) ;
Wall(0, 3) ;    Key(1, 3, color=yellow) ;          Wall(2, 3) ;    Goal(3, 3) ;    Wall(4, 3) ;
Wall(0, 4) ;    Wall(1, 4) ;    Wall(2, 4) ;    Wall(3, 4) ;    Wall(4, 4) ;
'''
to
'''
Wall(0, 0) ;    Wall(1, 0) ;    Wall(2, 0) ;    Wall(3, 0) ;    Wall(4, 0) ;
Wall(0, 1) ;    empty ;          Wall(2, 1) ;    empty ;          Wall(4, 1) ;
Wall(0, 2) ;    Agent(1, 2, direction=(0, -1), carrying=None) ; Door(2, 2, color=yellow, state=
locked) ;      empty ;          Wall(4, 2) ;
Wall(0, 3) ;    Key(1, 3, color=yellow) ;          Wall(2, 3) ;    Goal(3, 3) ;    Wall(4, 3) ;
Wall(0, 4) ;    Wall(1, 4) ;    Wall(2, 4) ;    Wall(3, 4) ;    Wall(4, 4) ;
'''
The difference is
'''
The agent (direction=(-1, 0)) at pos (1, 2) becomes an agent (direction=(0, -1)).
'''

```

```

The action "turn left" transforms the state from
'''
Wall(0, 0) ;    Wall(1, 0) ;    Wall(2, 0) ;    Wall(3, 0) ;    Wall(4, 0) ;
Wall(0, 1) ;    empty ;          Wall(2, 1) ;    empty ;          Wall(4, 1) ;
Wall(0, 2) ;    Agent(1, 2, direction=(0, 1), carrying=None) ; Door(2, 2, color=yellow, state=
locked) ;      empty ;          Wall(4, 2) ;
Wall(0, 3) ;    Key(1, 3, color=yellow) ;          Wall(2, 3) ;    Goal(3, 3) ;    Wall(4, 3) ;
Wall(0, 4) ;    Wall(1, 4) ;    Wall(2, 4) ;    Wall(3, 4) ;    Wall(4, 4) ;
'''
to
'''
Wall(0, 0) ;    Wall(1, 0) ;    Wall(2, 0) ;    Wall(3, 0) ;    Wall(4, 0) ;
Wall(0, 1) ;    empty ;          Wall(2, 1) ;    empty ;          Wall(4, 1) ;
Wall(0, 2) ;    Agent(1, 2, direction=(1, 0), carrying=None) ; Door(2, 2, color=yellow, state=
locked) ;      empty ;          Wall(4, 2) ;
Wall(0, 3) ;    Key(1, 3, color=yellow) ;          Wall(2, 3) ;    Goal(3, 3) ;    Wall(4, 3) ;
Wall(0, 4) ;    Wall(1, 4) ;    Wall(2, 4) ;    Wall(3, 4) ;    Wall(4, 4) ;
'''
The difference is
'''
The agent (direction=(0, 1)) at pos (1, 2) becomes an agent (direction=(1, 0)).
'''

```

Please implement code to model the logic of the world as demonstrated by the experiences. Here is the template for the transition function. Please implement the transition function following the template. The code needs to be directly runnable on the inputs of (state, action) and return the next state in python as provided in the experiences.

```

'''

class Entity:
    def __init__(self, x, y, **kwargs):
        self.name = self.__class__.__name__
        self.x = x
        self.y = y
        for key, value in kwargs.items():
            setattr(self, key, value)
    def __repr__(self):
        attr = ', '.join(f'{key}={value}' for key, value in self.__dict__.items() if key not in
('name', 'x', 'y'))
        if attr: return f"{self.name}({self.x}, {self.y}, {attr})"
        else: return f"{self.name}({self.x}, {self.y})"
    def __eq__(self, other):
        return all(getattr(self, key) == getattr(other, key, None) for key in self.__dict__)

```

```

keys()
    def __hash__(self):
        return hash(tuple(sorted(self.__dict__.items())))
class Agent(Entity): pass
class Key(Entity): pass
class Door(Entity): pass
class Goal(Entity): pass
class Wall(Entity): pass
class Box(Entity): pass
class Ball(Entity): pass
class Lava(Entity): pass
def get_entities_by_name(entities, name):
    return [ entity for entity in entities if entity.name == name ]
def get_entities_by_position(entities, x, y):
    return [ entity for entity in entities if entity.x == x and entity.y == y ]
def transition(state, action):
    """
    Args:
        state: the state of the environment
        action: the action to be executed
    Returns:
        next_state: the next state of the environment
    """
    raise NotImplementedError
...

```

Please implement code to model the logic of the world as demonstrated by the experiences. Please implement the code following the template. Feel free to implement the helper functions you need. You can also implement the logic for difference actions in different helper functions. However, you must implement the `transition` function as the main function to be called by the environment. The code needs to be directly runnable on the inputs as (state, action) and return the next state in python as provided in the experiences. Let's think step by step.

## D.2. Initializing the reward function

It asks LLMs to generate a reward function  $(s, a, s') \rightarrow (r, d)$  for the mission  $c$  following the code template to model seven uniformly randomly sampled experience data  $(s, a, s', r, d)$  in the replay buffer for the mission  $c$ .

You are a robot exploring in an object-centric environment. Your goal is to model the logic of the world in python. You will be provided experiences in the format of (state, action, next\_state, reward, done) tuples. You will also be provided with a short natural language description that briefly summarizes the difference between the state and the next state for each (state, next\_state) pair. You need to implement the python code to model the logic of the world, as seen in the provided experiences. Please follow the template to implement the code. The code needs to be directly runnable on the (state, action, next\_state) tuple and return the (reward, done) tuple in python as provided in the experiences.

You need to implement python code to model the logic of the world as seen in the following **experiences** for **mission** "use the key to open the door and then get to the goal":

The action "turn left" transforms the state from

```

...
Wall(0, 0) ;    Wall(1, 0) ;    Wall(2, 0) ;    Wall(3, 0) ;    Wall(4, 0) ;
Wall(0, 1) ;    empty ;        Wall(2, 1) ;    empty ;        Wall(4, 1) ;
Wall(0, 2) ;    Agent(1, 2, direction=(0, -1), carrying=None) ; Door(2, 2, color=yellow, state=
locked) ;      empty ;        Wall(4, 2) ;
Wall(0, 3) ;    Key(1, 3, color=yellow) ;      Wall(2, 3) ;    Goal(3, 3) ;    Wall(4, 3) ;
Wall(0, 4) ;    Wall(1, 4) ;    Wall(2, 4) ;    Wall(3, 4) ;    Wall(4, 4) ;

```



```

'''
to
'''
Wall(0, 0) ;    Wall(1, 0) ;    Wall(2, 0) ;    Wall(3, 0) ;    Wall(4, 0) ;
Wall(0, 1) ;    empty ;          Wall(2, 1) ;    empty ;          Wall(4, 1) ;
Wall(0, 2) ;    Agent(1, 2, direction=(-1, 0), carrying=None) ; Door(2, 2, color=yellow, state=
locked) ;      empty ;          Wall(4, 2) ;
Wall(0, 3) ;    Key(1, 3, color=yellow) ;          Wall(2, 3) ;    Goal(3, 3) ;    Wall(4, 3) ;
Wall(0, 4) ;    Wall(1, 4) ;    Wall(2, 4) ;    Wall(3, 4) ;    Wall(4, 4) ;
'''
The difference is
'''
The agent (direction=(0, -1)) at pos (1, 2) becomes an agent (direction=(-1, 0)).
'''
, the returned reward is ` 0.0 ` and the returned done is ` False `

The action "toggle" transforms the state from
'''
Wall(0, 0) ;    Wall(1, 0) ;    Wall(2, 0) ;    Wall(3, 0) ;    Wall(4, 0) ;
Wall(0, 1) ;    empty ;          Wall(2, 1) ;    empty ;          Wall(4, 1) ;
Wall(0, 2) ;    Agent(1, 2, direction=(0, -1), carrying=None) ; Door(2, 2, color=yellow, state=
locked) ;      empty ;          Wall(4, 2) ;
Wall(0, 3) ;    Key(1, 3, color=yellow) ;          Wall(2, 3) ;    Goal(3, 3) ;    Wall(4, 3) ;
Wall(0, 4) ;    Wall(1, 4) ;    Wall(2, 4) ;    Wall(3, 4) ;    Wall(4, 4) ;
'''
to
'''
Wall(0, 0) ;    Wall(1, 0) ;    Wall(2, 0) ;    Wall(3, 0) ;    Wall(4, 0) ;
Wall(0, 1) ;    empty ;          Wall(2, 1) ;    empty ;          Wall(4, 1) ;
Wall(0, 2) ;    Agent(1, 2, direction=(0, -1), carrying=None) ; Door(2, 2, color=yellow, state=
locked) ;      empty ;          Wall(4, 2) ;
Wall(0, 3) ;    Key(1, 3, color=yellow) ;          Wall(2, 3) ;    Goal(3, 3) ;    Wall(4, 3) ;
Wall(0, 4) ;    Wall(1, 4) ;    Wall(2, 4) ;    Wall(3, 4) ;    Wall(4, 4) ;
'''
The difference is
'''
Nothing happened
'''
, the returned reward is ` 0.0 ` and the returned done is ` False `

The action "turn right" transforms the state from
'''
Wall(0, 0) ;    Wall(1, 0) ;    Wall(2, 0) ;    Wall(3, 0) ;    Wall(4, 0) ;
Wall(0, 1) ;    empty ;          Wall(2, 1) ;    empty ;          Wall(4, 1) ;
Wall(0, 2) ;    Agent(1, 2, direction=(1, 0), carrying=None) ; Door(2, 2, color=yellow, state=
locked) ;      empty ;          Wall(4, 2) ;
Wall(0, 3) ;    Key(1, 3, color=yellow) ;          Wall(2, 3) ;    Goal(3, 3) ;    Wall(4, 3) ;
Wall(0, 4) ;    Wall(1, 4) ;    Wall(2, 4) ;    Wall(3, 4) ;    Wall(4, 4) ;
'''
to
'''
Wall(0, 0) ;    Wall(1, 0) ;    Wall(2, 0) ;    Wall(3, 0) ;    Wall(4, 0) ;
Wall(0, 1) ;    empty ;          Wall(2, 1) ;    empty ;          Wall(4, 1) ;
Wall(0, 2) ;    Agent(1, 2, direction=(0, 1), carrying=None) ; Door(2, 2, color=yellow, state=
locked) ;      empty ;          Wall(4, 2) ;
Wall(0, 3) ;    Key(1, 3, color=yellow) ;          Wall(2, 3) ;    Goal(3, 3) ;    Wall(4, 3) ;
Wall(0, 4) ;    Wall(1, 4) ;    Wall(2, 4) ;    Wall(3, 4) ;    Wall(4, 4) ;
'''
The difference is
'''
The agent (direction=(1, 0)) at pos (1, 2) becomes an agent (direction=(0, 1)).
'''
, the returned reward is ` 0.0 ` and the returned done is ` False `

```

```

The action "nothing" transforms the state from
'''
Wall(0, 0) ;    Wall(1, 0) ;    Wall(2, 0) ;    Wall(3, 0) ;    Wall(4, 0) ;
Wall(0, 1) ;    empty ;          Wall(2, 1) ;    empty ;          Wall(4, 1) ;
Wall(0, 2) ;    Agent(1, 2, direction=(0, -1), carrying=None) ; Door(2, 2, color=yellow, state=
locked) ;      empty ;          Wall(4, 2) ;
Wall(0, 3) ;    Key(1, 3, color=yellow) ;          Wall(2, 3) ;    Goal(3, 3) ;    Wall(4, 3) ;
Wall(0, 4) ;    Wall(1, 4) ;    Wall(2, 4) ;    Wall(3, 4) ;    Wall(4, 4) ;
'''
to
'''
Wall(0, 0) ;    Wall(1, 0) ;    Wall(2, 0) ;    Wall(3, 0) ;    Wall(4, 0) ;
Wall(0, 1) ;    empty ;          Wall(2, 1) ;    empty ;          Wall(4, 1) ;
Wall(0, 2) ;    Agent(1, 2, direction=(0, -1), carrying=None) ; Door(2, 2, color=yellow, state=
locked) ;      empty ;          Wall(4, 2) ;
Wall(0, 3) ;    Key(1, 3, color=yellow) ;          Wall(2, 3) ;    Goal(3, 3) ;    Wall(4, 3) ;
Wall(0, 4) ;    Wall(1, 4) ;    Wall(2, 4) ;    Wall(3, 4) ;    Wall(4, 4) ;
'''
The difference is
'''
Nothing happened
'''
, the returned reward is ` 0.0 ` and the returned done is ` False `

The action "drop" transforms the state from
'''
Wall(0, 0) ;    Wall(1, 0) ;    Wall(2, 0) ;    Wall(3, 0) ;    Wall(4, 0) ;
Wall(0, 1) ;    empty ;          Wall(2, 1) ;    empty ;          Wall(4, 1) ;
Wall(0, 2) ;    Agent(1, 2, direction=(0, -1), carrying=None) ; Door(2, 2, color=yellow, state=
locked) ;      empty ;          Wall(4, 2) ;
Wall(0, 3) ;    Key(1, 3, color=yellow) ;          Wall(2, 3) ;    Goal(3, 3) ;    Wall(4, 3) ;
Wall(0, 4) ;    Wall(1, 4) ;    Wall(2, 4) ;    Wall(3, 4) ;    Wall(4, 4) ;
'''
to
'''
Wall(0, 0) ;    Wall(1, 0) ;    Wall(2, 0) ;    Wall(3, 0) ;    Wall(4, 0) ;
Wall(0, 1) ;    empty ;          Wall(2, 1) ;    empty ;          Wall(4, 1) ;
Wall(0, 2) ;    Agent(1, 2, direction=(0, -1), carrying=None) ; Door(2, 2, color=yellow, state=
locked) ;      empty ;          Wall(4, 2) ;
Wall(0, 3) ;    Key(1, 3, color=yellow) ;          Wall(2, 3) ;    Goal(3, 3) ;    Wall(4, 3) ;
Wall(0, 4) ;    Wall(1, 4) ;    Wall(2, 4) ;    Wall(3, 4) ;    Wall(4, 4) ;
'''
The difference is
'''
Nothing happened
'''
, the returned reward is ` 0.0 ` and the returned done is ` False `

The action "turn left" transforms the state from
'''
Wall(0, 0) ;    Wall(1, 0) ;    Wall(2, 0) ;    Wall(3, 0) ;    Wall(4, 0) ;
Wall(0, 1) ;    empty ;          Wall(2, 1) ;    empty ;          Wall(4, 1) ;
Wall(0, 2) ;    Agent(1, 2, direction=(-1, 0), carrying=None) ; Door(2, 2, color=yellow, state=
locked) ;      empty ;          Wall(4, 2) ;
Wall(0, 3) ;    Key(1, 3, color=yellow) ;          Wall(2, 3) ;    Goal(3, 3) ;    Wall(4, 3) ;
Wall(0, 4) ;    Wall(1, 4) ;    Wall(2, 4) ;    Wall(3, 4) ;    Wall(4, 4) ;
'''
to
'''
Wall(0, 0) ;    Wall(1, 0) ;    Wall(2, 0) ;    Wall(3, 0) ;    Wall(4, 0) ;
Wall(0, 1) ;    empty ;          Wall(2, 1) ;    empty ;          Wall(4, 1) ;

```

```

Wall(0, 2) ;    Agent(1, 2, direction=(0, 1), carrying=None) ; Door(2, 2, color=yellow, state=
locked) ;      empty ;      Wall(4, 2) ;
Wall(0, 3) ;    Key(1, 3, color=yellow) ;      Wall(2, 3) ;    Goal(3, 3) ;    Wall(4, 3) ;
Wall(0, 4) ;    Wall(1, 4) ;    Wall(2, 4) ;    Wall(3, 4) ;    Wall(4, 4) ;
'''

```

The difference is

"""

The agent (direction=(-1, 0)) at pos (1, 2) becomes an agent (direction=(0, 1)).

"""

, the returned reward is ` 0.0 ` and the returned done is ` False `

The action "turn right" transforms the state from

'''

```

Wall(0, 0) ;    Wall(1, 0) ;    Wall(2, 0) ;    Wall(3, 0) ;    Wall(4, 0) ;
Wall(0, 1) ;    empty ;      Wall(2, 1) ;    empty ;      Wall(4, 1) ;
Wall(0, 2) ;    Agent(1, 2, direction=(-1, 0), carrying=None) ; Door(2, 2, color=yellow, state=
locked) ;      empty ;      Wall(4, 2) ;
Wall(0, 3) ;    Key(1, 3, color=yellow) ;      Wall(2, 3) ;    Goal(3, 3) ;    Wall(4, 3) ;
Wall(0, 4) ;    Wall(1, 4) ;    Wall(2, 4) ;    Wall(3, 4) ;    Wall(4, 4) ;
'''

```

to

'''

```

Wall(0, 0) ;    Wall(1, 0) ;    Wall(2, 0) ;    Wall(3, 0) ;    Wall(4, 0) ;
Wall(0, 1) ;    empty ;      Wall(2, 1) ;    empty ;      Wall(4, 1) ;
Wall(0, 2) ;    Agent(1, 2, direction=(0, -1), carrying=None) ; Door(2, 2, color=yellow, state=
locked) ;      empty ;      Wall(4, 2) ;
Wall(0, 3) ;    Key(1, 3, color=yellow) ;      Wall(2, 3) ;    Goal(3, 3) ;    Wall(4, 3) ;
Wall(0, 4) ;    Wall(1, 4) ;    Wall(2, 4) ;    Wall(3, 4) ;    Wall(4, 4) ;
'''

```

The difference is

"""

The agent (direction=(-1, 0)) at pos (1, 2) becomes an agent (direction=(0, -1)).

"""

, the returned reward is ` 0.0 ` and the returned done is ` False `

Please implement code to model the logic of the world as demonstrated by the experiences. Here is the template for the reward function. Please implement the reward function following the template. The code needs to be directly runnable on the inputs of (state, action, next\_state) and return (reward, done) in python as provided in the experiences.

'''

class Entity:

```

def __init__(self, x, y, **kwargs):
    self.name = self.__class__.__name__
    self.x = x
    self.y = y

```

```

    for key, value in kwargs.items():
        setattr(self, key, value)

```

```

def __repr__(self):

```

```

    attr = ', '.join(f'{key}={value}' for key, value in self.__dict__.items() if key not in
('name', 'x', 'y'))
    if attr: return f"{self.name}({self.x}, {self.y}, {attr})"
    else: return f"{self.name}({self.x}, {self.y})"

```

```

def __eq__(self, other):

```

```

    return all(getattr(self, key) == getattr(other, key, None) for key in self.__dict__.

```

```

keys())

```

```

def __hash__(self):

```

```

    return hash(tuple(sorted(self.__dict__.items())))

```

```

class Agent(Entity): pass

```

```

class Key(Entity): pass

```

```

class Door(Entity): pass

```

```

class Goal(Entity): pass

```

```

class Wall(Entity): pass
class Box(Entity): pass
class Ball(Entity): pass
class Lava(Entity): pass
def get_entities_by_name(entities, name):
    return [ entity for entity in entities if entity.name == name ]
def get_entities_by_position(entities, x, y):
    return [ entity for entity in entities if entity.x == x and entity.y == y ]
def reward_func(state, action, next_state):
    """
    Args:
        state: the state of the environment
        action: the action to be executed
        next_state: the next state of the environment
    Returns:
        reward: the reward of the action
        done: whether the episode is done
    """
    raise NotImplementedError

'''

```

Please implement code to model the logic of the world as demonstrated by the experiences. Please implement the code following the template. You must implement the 'reward\_func' function as the main function to be called by the environment. The code needs to be directly runnable on the inputs as (state, action, next\_state) and return (reward, done) in python as provided in the experiences. Let's think step by step.

### D.3. Refining the transition function

It asks LLMs to refine a partially correct transition function by providing it with a data point that it fails to model as well as a few other data points that it succeeds in modelling. We also provide the wrong prediction by the partially correct code or the error message during execution.

You are a robot exploring in an object-centric environment. Your goal is to model the logic of the world in python. You have tried it before and came up with one partially correct solution. However, it is not perfect. They can model the logic for some experiences but failed for others. You need to improve your code to model the logic of the world for all the experiences. The new code needs to be directly runnable on the (state, action) pair and return the next state in python as provided in the experiences.

Here is the partially correct solution you came up with. It can model the logic for some experiences but failed for others. You need to improve your code to model the logic of the world for all the experiences. The new code needs to be directly runnable on the (state, action) pair and return the next state in python as provided in the experiences.

```

'''

class Entity:
    def __init__(self, x, y, **kwargs):
        self.name = self.__class__.__name__
        self.x = x
        self.y = y
        for key, value in kwargs.items():
            setattr(self, key, value)
    def __repr__(self):
        attr = ', '.join(f'{key}={value}' for key, value in self.__dict__.items() if key not in
('name', 'x', 'y'))
        if attr: return f'{self.name}({self.x}, {self.y}, {attr})"

```

```

        else: return f"{self.name}({self.x}, {self.y})"
    def __eq__(self, other):
        return all(getattr(self, key) == getattr(other, key, None) for key in self.__dict__.
keys())
    def __hash__(self):
        return hash(tuple(sorted(self.__dict__.items())))
class Agent(Entity): pass
class Key(Entity): pass
class Door(Entity): pass
class Goal(Entity): pass
class Wall(Entity): pass
class Box(Entity): pass
class Ball(Entity): pass
class Lava(Entity): pass
import copy
def get_entities_by_name(entities, name):
    return [ entity for entity in entities if entity.name == name ]
def get_entities_by_position(entities, x, y):
    return [ entity for entity in entities if entity.x == x and entity.y == y ]
def transition(state, action):
    next_state = copy.deepcopy(state)
    agent = get_entities_by_name(next_state, 'Agent')[0]
    # Determine agent's next position based on action
    if action == 'move forward':
        next_pos = (agent.x + agent.direction[0], agent.y + agent.direction[1])
        # Check if the next position isn't a wall
        if not any(isinstance(entity, Wall) for entity in get_entities_by_position(state, *
next_pos)):
            # If agent is in front of a door and has the right color key, unlock the door
            if any(isinstance(entity, Door) and entity.color == agent.carrying.color for entity
in get_entities_by_position(state, *next_pos)):
                if action == 'toggle':
                    agent.carrying = None # Drop the key
                else:
                    agent.x, agent.y = next_pos # Move forward
            elif action == 'pick up':
                # Pick up a key if there is a key at the agent's position
                for entity in get_entities_by_position(next_state, agent.x, agent.y):
                    if isinstance(entity, Key):
                        agent.carrying = entity
                        next_state.remove(entity)
                        break
            elif action == 'drop':
                # Drop the key at the agent's position if the agent is carrying a key
                if agent.carrying is not None:
                    dropped_key = Key(agent.x, agent.y, color=agent.carrying.color)
                    next_state.append(dropped_key)
                    agent.carrying = None
            elif action in ['turn left', 'turn right']:
                # Existing code for turn left/right here
                pass
            elif action == 'toggle':
                # Existing code for toggle here
                pass
            return next_state
'''

```

The given code cannot model the logic of the world for all the experiences. Here are some experiences that the code have successfully modeled.

The action "toggle" transforms the state from  
'''

```

Wall(0, 0) ;    Wall(1, 0) ;    Wall(2, 0) ;    Wall(3, 0) ;    Wall(4, 0) ;
Wall(0, 1) ;    empty ;          Wall(2, 1) ;    empty ;          Wall(4, 1) ;
Wall(0, 2) ;    Agent(1, 2, direction=(0, -1), carrying=None) ; Door(2, 2, color=yellow, state=
locked) ;      empty ;          Wall(4, 2) ;
Wall(0, 3) ;    Key(1, 3, color=yellow) ;          Wall(2, 3) ;    Goal(3, 3) ;    Wall(4, 3) ;
Wall(0, 4) ;    Wall(1, 4) ;    Wall(2, 4) ;    Wall(3, 4) ;    Wall(4, 4) ;
'''
to
'''
Wall(0, 0) ;    Wall(1, 0) ;    Wall(2, 0) ;    Wall(3, 0) ;    Wall(4, 0) ;
Wall(0, 1) ;    empty ;          Wall(2, 1) ;    empty ;          Wall(4, 1) ;
Wall(0, 2) ;    Agent(1, 2, direction=(0, -1), carrying=None) ; Door(2, 2, color=yellow, state=
locked) ;      empty ;          Wall(4, 2) ;
Wall(0, 3) ;    Key(1, 3, color=yellow) ;          Wall(2, 3) ;    Goal(3, 3) ;    Wall(4, 3) ;
Wall(0, 4) ;    Wall(1, 4) ;    Wall(2, 4) ;    Wall(3, 4) ;    Wall(4, 4) ;
'''
The difference is
'''
Nothing happened
'''

The action "drop" transforms the state from
'''
Wall(0, 0) ;    Wall(1, 0) ;    Wall(2, 0) ;    Wall(3, 0) ;    Wall(4, 0) ;
Wall(0, 1) ;    empty ;          Wall(2, 1) ;    empty ;          Wall(4, 1) ;
Wall(0, 2) ;    Agent(1, 2, direction=(0, -1), carrying=None) ; Door(2, 2, color=yellow, state=
locked) ;      empty ;          Wall(4, 2) ;
Wall(0, 3) ;    Key(1, 3, color=yellow) ;          Wall(2, 3) ;    Goal(3, 3) ;    Wall(4, 3) ;
Wall(0, 4) ;    Wall(1, 4) ;    Wall(2, 4) ;    Wall(3, 4) ;    Wall(4, 4) ;
'''
to
'''
Wall(0, 0) ;    Wall(1, 0) ;    Wall(2, 0) ;    Wall(3, 0) ;    Wall(4, 0) ;
Wall(0, 1) ;    empty ;          Wall(2, 1) ;    empty ;          Wall(4, 1) ;
Wall(0, 2) ;    Agent(1, 2, direction=(0, -1), carrying=None) ; Door(2, 2, color=yellow, state=
locked) ;      empty ;          Wall(4, 2) ;
Wall(0, 3) ;    Key(1, 3, color=yellow) ;          Wall(2, 3) ;    Goal(3, 3) ;    Wall(4, 3) ;
Wall(0, 4) ;    Wall(1, 4) ;    Wall(2, 4) ;    Wall(3, 4) ;    Wall(4, 4) ;
'''
The difference is
'''
Nothing happened
'''

The action "nothing" transforms the state from
'''
Wall(0, 0) ;    Wall(1, 0) ;    Wall(2, 0) ;    Wall(3, 0) ;    Wall(4, 0) ;
Wall(0, 1) ;    empty ;          Wall(2, 1) ;    empty ;          Wall(4, 1) ;
Wall(0, 2) ;    Agent(1, 2, direction=(0, -1), carrying=None) ; Door(2, 2, color=yellow, state=
locked) ;      empty ;          Wall(4, 2) ;
Wall(0, 3) ;    Key(1, 3, color=yellow) ;          Wall(2, 3) ;    Goal(3, 3) ;    Wall(4, 3) ;
Wall(0, 4) ;    Wall(1, 4) ;    Wall(2, 4) ;    Wall(3, 4) ;    Wall(4, 4) ;
'''
to
'''
Wall(0, 0) ;    Wall(1, 0) ;    Wall(2, 0) ;    Wall(3, 0) ;    Wall(4, 0) ;
Wall(0, 1) ;    empty ;          Wall(2, 1) ;    empty ;          Wall(4, 1) ;
Wall(0, 2) ;    Agent(1, 2, direction=(0, -1), carrying=None) ; Door(2, 2, color=yellow, state=
locked) ;      empty ;          Wall(4, 2) ;
Wall(0, 3) ;    Key(1, 3, color=yellow) ;          Wall(2, 3) ;    Goal(3, 3) ;    Wall(4, 3) ;
Wall(0, 4) ;    Wall(1, 4) ;    Wall(2, 4) ;    Wall(3, 4) ;    Wall(4, 4) ;
'''
The difference is

```



```
"""
Nothing happened
"""
```

Here is an example of experiences that the code failed to model.

The action "turn left" should transform the state from

```
'''
Wall(0, 0) ;    Wall(1, 0) ;    Wall(2, 0) ;    Wall(3, 0) ;    Wall(4, 0) ;
Wall(0, 1) ;    empty ;          Wall(2, 1) ;    empty ;          Wall(4, 1) ;
Wall(0, 2) ;    Agent(1, 2, direction=(0, 1), carrying=None) ; Door(2, 2, color=yellow, state=
locked) ;       empty ;          Wall(4, 2) ;
Wall(0, 3) ;    Key(1, 3, color=yellow) ;          Wall(2, 3) ;    Goal(3, 3) ;    Wall(4, 3) ;
Wall(0, 4) ;    Wall(1, 4) ;    Wall(2, 4) ;    Wall(3, 4) ;    Wall(4, 4) ;
'''
```

```
to
'''
```

```
Wall(0, 0) ;    Wall(1, 0) ;    Wall(2, 0) ;    Wall(3, 0) ;    Wall(4, 0) ;
Wall(0, 1) ;    empty ;          Wall(2, 1) ;    empty ;          Wall(4, 1) ;
Wall(0, 2) ;    Agent(1, 2, direction=(1, 0), carrying=None) ; Door(2, 2, color=yellow, state=
locked) ;       empty ;          Wall(4, 2) ;
Wall(0, 3) ;    Key(1, 3, color=yellow) ;          Wall(2, 3) ;    Goal(3, 3) ;    Wall(4, 3) ;
Wall(0, 4) ;    Wall(1, 4) ;    Wall(2, 4) ;    Wall(3, 4) ;    Wall(4, 4) ;
'''
```

The difference is

```
"""
```

The agent (direction=(0, 1)) at pos (1, 2) becomes an agent (direction=(1, 0)).

```
"""
```

However, the implementation is wrong because it returns state as

```
'''
Wall(0, 0) ;    Wall(1, 0) ;    Wall(2, 0) ;    Wall(3, 0) ;    Wall(4, 0) ;
Wall(0, 1) ;    empty ;          Wall(2, 1) ;    empty ;          Wall(4, 1) ;
Wall(0, 2) ;    Agent(1, 2, direction=(0, 1), carrying=None) ; Door(2, 2, color=yellow, state=
locked) ;       empty ;          Wall(4, 2) ;
Wall(0, 3) ;    Key(1, 3, color=yellow) ;          Wall(2, 3) ;    Goal(3, 3) ;    Wall(4, 3) ;
Wall(0, 4) ;    Wall(1, 4) ;    Wall(2, 4) ;    Wall(3, 4) ;    Wall(4, 4) ;
'''
```

For this failed experience, do you know what is different between the true transitions from the environment and the predictions from the code? Do you know why the environment behaves in this way? Do you know why the code behaves differently from the environment? Which part of the code causes the problem? How to fix it? Please improve your code to model the logic of the world for all the experiences, accordingly. Please implement the code following the template. Feel free to implement any helper functions you need. You can also implement the logic for difference actions in different helper functions. However, you must implement the 'transition' function as the main function to be called by the environment. The code needs to be directly runnable on the (state, action) tuple and return the new state in python as provided in the experiences. If the code is too long, try to refactor it to be shorter.

#### D.4. Refine the reward function

It asks LLMs to refine a partially correct reward function by providing it with a data point that it fails to model as well as a few other data points that it succeeds in modelling. We also provide the wrong prediction by the partially correct code or the error message during execution.

You are a robot exploring in an object-centric environment. Your goal is to model the logic of the world in python. You have tried it before and came up with one partially correct solution. However, it is not perfect. They can model the logic for some experiences but failed for others. You need to improve your code to model the logic of the world for all the experiences. The

new code needs to be directly runnable on the (state, action, next\_state) tuple and return the (reward, done) tuple in python as provided in the experiences.

Here is the **partially correct solution** you came up with for mission "use the key to open the door and then get to the goal". It can model the logic for some experiences but failed for others. You need to improve your code to model the logic of the world for all the experiences. The new code need to be directly runnable on the (state, action, next\_state) tuple and return the (reward, done) tuple in python as provided in the experiences.

```
'''

class Entity:
    def __init__(self, x, y, **kwargs):
        self.name = self.__class__.__name__
        self.x = x
        self.y = y
        for key, value in kwargs.items():
            setattr(self, key, value)
    def __repr__(self):
        attr = ', '.join(f'{key}={value}' for key, value in self.__dict__.items() if key not in
('name', 'x', 'y'))
        if attr: return f"{self.name}({self.x}, {self.y}, {attr})"
        else: return f"{self.name}({self.x}, {self.y})"
    def __eq__(self, other):
        return all(getattr(self, key) == getattr(other, key, None) for key in self.__dict__.
keys())
    def __hash__(self):
        return hash(tuple(sorted(self.__dict__.items())))
class Agent(Entity): pass
class Key(Entity): pass
class Door(Entity): pass
class Goal(Entity): pass
class Wall(Entity): pass
class Box(Entity): pass
class Ball(Entity): pass
class Lava(Entity): pass
def get_entities_by_position(entities, x, y):
    return [ entity for entity in entities if entity.x == x and entity.y == y ]
def reward_func(state, action, next_state):
    state_set = set(state)
    next_state_set = set(next_state)
    agent = [e for e in state_set if isinstance(e, Agent)][0]
    agent_next = [e for e in next_state_set if isinstance(e, Agent)][0]
    on_goal = any(isinstance(entity, Goal) for entity in get_entities_by_position(next_state,
agent_next.x, agent_next.y))
    done = on_goal
    if state_set == next_state_set:
        reward = -0.1 # Small negative reward for no-op actions to encourage faster solution
    elif done:
        reward = 1.0 # Reward for reaching the goal
    else:
        reward = 0.0 # No reward in other cases
    return reward, done

'''
```

The given code cannot model the logic of the world for all the experiences. **Here are some experiences that the code has successfully modeled.**

The action "turn right" transforms the state from

```
'''
Wall(0, 0) ;    Wall(1, 0) ;    Wall(2, 0) ;    Wall(3, 0) ;    Wall(4, 0) ;
Wall(0, 1) ;    empty ;          Wall(2, 1) ;    empty ;          Wall(4, 1) ;
```

```

Wall(0, 2) ;    Agent(1, 2, direction=(-1, 0), carrying=None) ; Door(2, 2, color=yellow, state=
locked) ;      empty ;      Wall(4, 2) ;
Wall(0, 3) ;    Key(1, 3, color=yellow) ;      Wall(2, 3) ;    Goal(3, 3) ;    Wall(4, 3) ;
Wall(0, 4) ;    Wall(1, 4) ;    Wall(2, 4) ;    Wall(3, 4) ;    Wall(4, 4) ;
'''
to
'''
Wall(0, 0) ;    Wall(1, 0) ;    Wall(2, 0) ;    Wall(3, 0) ;    Wall(4, 0) ;
Wall(0, 1) ;    empty ;      Wall(2, 1) ;    empty ;      Wall(4, 1) ;
Wall(0, 2) ;    Agent(1, 2, direction=(0, -1), carrying=None) ; Door(2, 2, color=yellow, state=
locked) ;      empty ;      Wall(4, 2) ;
Wall(0, 3) ;    Key(1, 3, color=yellow) ;      Wall(2, 3) ;    Goal(3, 3) ;    Wall(4, 3) ;
Wall(0, 4) ;    Wall(1, 4) ;    Wall(2, 4) ;    Wall(3, 4) ;    Wall(4, 4) ;
'''
The difference is
'''
The agent (direction=(-1, 0)) at pos (1, 2) becomes an agent (direction=(0, -1)).
'''
, the returned reward is `0.0` and the returned done is `False`

The action "turn left" transforms the state from
'''
Wall(0, 0) ;    Wall(1, 0) ;    Wall(2, 0) ;    Wall(3, 0) ;    Wall(4, 0) ;
Wall(0, 1) ;    empty ;      Wall(2, 1) ;    empty ;      Wall(4, 1) ;
Wall(0, 2) ;    Agent(1, 2, direction=(-1, 0), carrying=None) ; Door(2, 2, color=yellow, state=
locked) ;      empty ;      Wall(4, 2) ;
Wall(0, 3) ;    Key(1, 3, color=yellow) ;      Wall(2, 3) ;    Goal(3, 3) ;    Wall(4, 3) ;
Wall(0, 4) ;    Wall(1, 4) ;    Wall(2, 4) ;    Wall(3, 4) ;    Wall(4, 4) ;
'''
to
'''
Wall(0, 0) ;    Wall(1, 0) ;    Wall(2, 0) ;    Wall(3, 0) ;    Wall(4, 0) ;
Wall(0, 1) ;    empty ;      Wall(2, 1) ;    empty ;      Wall(4, 1) ;
Wall(0, 2) ;    Agent(1, 2, direction=(0, 1), carrying=None) ; Door(2, 2, color=yellow, state=
locked) ;      empty ;      Wall(4, 2) ;
Wall(0, 3) ;    Key(1, 3, color=yellow) ;      Wall(2, 3) ;    Goal(3, 3) ;    Wall(4, 3) ;
Wall(0, 4) ;    Wall(1, 4) ;    Wall(2, 4) ;    Wall(3, 4) ;    Wall(4, 4) ;
'''
The difference is
'''
The agent (direction=(-1, 0)) at pos (1, 2) becomes an agent (direction=(0, 1)).
'''
, the returned reward is `0.0` and the returned done is `False`

The action "turn left" transforms the state from
'''
Wall(0, 0) ;    Wall(1, 0) ;    Wall(2, 0) ;    Wall(3, 0) ;    Wall(4, 0) ;
Wall(0, 1) ;    empty ;      Wall(2, 1) ;    empty ;      Wall(4, 1) ;
Wall(0, 2) ;    Agent(1, 2, direction=(0, -1), carrying=None) ; Door(2, 2, color=yellow, state=
locked) ;      empty ;      Wall(4, 2) ;
Wall(0, 3) ;    Key(1, 3, color=yellow) ;      Wall(2, 3) ;    Goal(3, 3) ;    Wall(4, 3) ;
Wall(0, 4) ;    Wall(1, 4) ;    Wall(2, 4) ;    Wall(3, 4) ;    Wall(4, 4) ;
'''
to
'''
Wall(0, 0) ;    Wall(1, 0) ;    Wall(2, 0) ;    Wall(3, 0) ;    Wall(4, 0) ;
Wall(0, 1) ;    empty ;      Wall(2, 1) ;    empty ;      Wall(4, 1) ;
Wall(0, 2) ;    Agent(1, 2, direction=(-1, 0), carrying=None) ; Door(2, 2, color=yellow, state=
locked) ;      empty ;      Wall(4, 2) ;
Wall(0, 3) ;    Key(1, 3, color=yellow) ;      Wall(2, 3) ;    Goal(3, 3) ;    Wall(4, 3) ;
Wall(0, 4) ;    Wall(1, 4) ;    Wall(2, 4) ;    Wall(3, 4) ;    Wall(4, 4) ;
'''
The difference is

```

```

"""
The agent (direction=(0, -1)) at pos (1, 2) becomes an agent (direction=(-1, 0)).
"""
, the returned reward is ` 0.0 ` and the returned done is ` False `

Here is an example of experiences that the code failed to model.

The action "toggle" should transform the state from
```
Wall(0, 0) ;    Wall(1, 0) ;    Wall(2, 0) ;    Wall(3, 0) ;    Wall(4, 0) ;
Wall(0, 1) ;    empty ;        Wall(2, 1) ;    empty ;        Wall(4, 1) ;
Wall(0, 2) ;    Agent(1, 2, direction=(0, 1), carrying=None) ; Door(2, 2, color=yellow, state=
locked) ;      empty ;        Wall(4, 2) ;
Wall(0, 3) ;    Key(1, 3, color=yellow) ;      Wall(2, 3) ;    Goal(3, 3) ;    Wall(4, 3) ;
Wall(0, 4) ;    Wall(1, 4) ;    Wall(2, 4) ;    Wall(3, 4) ;    Wall(4, 4) ;
```
to
```
Wall(0, 0) ;    Wall(1, 0) ;    Wall(2, 0) ;    Wall(3, 0) ;    Wall(4, 0) ;
Wall(0, 1) ;    empty ;        Wall(2, 1) ;    empty ;        Wall(4, 1) ;
Wall(0, 2) ;    Agent(1, 2, direction=(0, 1), carrying=None) ; Door(2, 2, color=yellow, state=
locked) ;      empty ;        Wall(4, 2) ;
Wall(0, 3) ;    Key(1, 3, color=yellow) ;      Wall(2, 3) ;    Goal(3, 3) ;    Wall(4, 3) ;
Wall(0, 4) ;    Wall(1, 4) ;    Wall(2, 4) ;    Wall(3, 4) ;    Wall(4, 4) ;
```
The difference is
"""
Nothing happened
"""
, the returned reward should be ` 0.0 ` and the returned done should be ` False `.
However, the implementation is wrong because it returns the predicted reward as ` -0.1 `
instead of the correct reward as ` 0.0 `.

For this failed experience, do you know what is different between the true rewards and dones
from the environment and the predictions from the code? Do you know why the environment behaves
in this way? Do you know why the code behaves differently from the environment? Which part of
the code causes the problem? How to fix it? Please improve your code to model the logic of the
world for all the experiences, accordingly. Please implement the code following the template.
You must implement the ` reward_func ` function as the main function to be called by the
environment. The code needs to be directly runnable on the (state, action, next_state) tuple
and return (reward, done) in python as provided in the experiences. If the code is too long,
try to refactor it to be shorter.

```

## D.5. Generating reward functions for new goals

It asks LLMs to generate new reward functions for new goals, given sample code that are synthesized for previous goals.

You are a robot exploring in an object-centric environment. Your goal is to model the logic of the world in python, specifically the reward function that maps (state, action, next\_state) to (reward, done). You will to be given the mission for the environment you are going to act in, as well as a few sample code from the other environments. You need to implement the new reward function for the new environment you are going to act in. The new code needs to be directly runnable on (state, action, next\_state) and return (reward, done) in python.

Here is a few sample code for the reward function in other environments. Please check them in detail and think about how to implement the reward function for mission "pick up the yellow box" in the new environment. The code needs to be directly runnable on (state, action, next\_state) and return (reward, done) in python.

The reward function code for mission "pick up the grey box" is:

```

'''
state = [{"name": "Agent", "x": 1, "y": 1, "direction": (1, 0), "carrying": {"name": "Key", "x": None,
    "y": None, "color": "red"}},
    {"name": "Door", "x": 2, "y": 2, "color": "red", "state": "locked"},
    {"name": "Wall", "x": 0, "y": 0}]
action = "toggle"
next_state = [{"name": "Agent", "x": 1, "y": 1, "direction": (1, 0), "carrying": {"name": "Key", "x":
    None, "y": None, "color": "red"}},
    {"name": "Door", "x": 2, "y": 2, "color": "red", "state": "open"},
    {"name": "Wall", "x": 0, "y": 0}]

class Entity:
    def __init__(self, x, y, **kwargs):
        self.name = self.__class__.__name__
        self.x = x
        self.y = y
        for key, value in kwargs.items():
            setattr(self, key, value)
    def __repr__(self):
        attr = ', '.join(f'{key}={value}' for key, value in self.__dict__.items() if key not in
('name', 'x', 'y'))
        if attr: return f'{self.name}({self.x}, {self.y}, {attr})'
        else: return f'{self.name}({self.x}, {self.y})'
    def __eq__(self, other):
        return all(getattr(self, key) == getattr(other, key, None) for key in self.__dict__.
keys())
    def __hash__(self):
        return hash(tuple(sorted(self.__dict__.items())))

class Agent(Entity): pass
class Key(Entity): pass
class Door(Entity): pass
class Goal(Entity): pass
class Wall(Entity): pass
class Box(Entity): pass
class Ball(Entity): pass
class Lava(Entity): pass
def get_entities_by_name(entities, name):
    return [ entity for entity in entities if entity.name == name ]
def get_entities_by_position(entities, x, y):
    return [ entity for entity in entities if entity.x == x and entity.y == y ]
def reward_func(state, action, next_state):
    """
    Args:
        state: the state of the environment
        action: the action to be executed
        next_state: the next state of the environment
    Returns:
        reward: the reward of the action
        done: whether the episode is done
    """
    reward = 0.0 # initialise reward as 0.0 for all actions
    done = False # initialise done as False for all actions
    # extract the agent from the current and next state
    agent = get_entities_by_name(state, 'Agent')[0]
    next_agent = get_entities_by_name(next_state, 'Agent')[0]
    # If the agent picks up the grey box in the next state, the reward is 1.0 and the episode
    is done
    if next_agent.carrying and isinstance(next_agent.carrying, Box) and next_agent.carrying.
    color == 'grey':
        reward = 1.0
        done = True
    return reward, done

```

```

'''
The reward function code for mission "pick up the purple box" is:
'''

state = [{"name": "Agent", "x": 1, "y": 1, "direction": (1, 0), "carrying": {"name": "Key", "x": None,
    "y": None, "color": "red"}},
    {"name": "Door", "x": 2, "y": 2, "color": "red", "state": "locked"},
    {"name": "Wall", "x": 0, "y": 0}]
action = "toggle"
next_state = [{"name": "Agent", "x": 1, "y": 1, "direction": (1, 0), "carrying": {"name": "Key", "x":
    None, "y": None, "color": "red"}},
    {"name": "Door", "x": 2, "y": 2, "color": "red", "state": "open"},
    {"name": "Wall", "x": 0, "y": 0}]

class Entity:
    def __init__(self, x, y, **kwargs):
        self.name = self.__class__.__name__
        self.x = x
        self.y = y
        for key, value in kwargs.items():
            setattr(self, key, value)
    def __repr__(self):
        attr = ', '.join(f'{key}={value}' for key, value in self.__dict__.items() if key not in
('name', 'x', 'y'))
        if attr: return f'{self.name}({self.x}, {self.y}, {attr})'
        else: return f'{self.name}({self.x}, {self.y})'
    def __eq__(self, other):
        return all(getattr(self, key) == getattr(other, key, None) for key in self.__dict__.
keys())
    def __hash__(self):
        return hash(tuple(sorted(self.__dict__.items())))

class Agent(Entity): pass
class Key(Entity): pass
class Door(Entity): pass
class Goal(Entity): pass
class Wall(Entity): pass
class Box(Entity): pass
class Ball(Entity): pass
class Lava(Entity): pass

def get_entities_by_name(entities, name):
    return [entity for entity in entities if entity.name == name]
def get_entities_by_position(entities, x, y):
    return [entity for entity in entities if entity.x == x and entity.y == y]
def reward_func(state, action, next_state):
    """
    Args:
        state: the state of the environment
        action: the action to be executed
        next_state: the next state of the environment
    Returns:
        reward: the reward of the action
        done: whether the episode is done
    """
    reward = 0.0 # initialise reward as 0.0 for all actions
    done = False # initialise done as False for all actions
    # extract the agent from the current and next state
    agent = get_entities_by_name(state, 'Agent')[0]
    next_agent = get_entities_by_name(next_state, 'Agent')[0]
    # If the agent picks up the purple box in the next state, the reward is 1.0 and the episode
    is done
    if next_agent.carrying and isinstance(next_agent.carrying, Box) and next_agent.carrying.
color == 'purple':
        reward = 1.0

```

```

        done = True
        return reward, done

'''

The reward function code for mission "pick up the green box" is:
'''

state = [{"name": "Agent", "x": 1, "y": 1, "direction": (1, 0), "carrying": {"name": "Key", "x": None,
    "y": None, "color": "red"}},
    {"name": "Door", "x": 2, "y": 2, "color": "red", "state": "locked"},
    {"name": "Wall", "x": 0, "y": 0}]
action = "toggle"
next_state = [{"name": "Agent", "x": 1, "y": 1, "direction": (1, 0), "carrying": {"name": "Key", "x":
    None, "y": None, "color": "red"}},
    {"name": "Door", "x": 2, "y": 2, "color": "red", "state": "open"},
    {"name": "Wall", "x": 0, "y": 0}]

class Entity:
    def __init__(self, x, y, **kwargs):
        self.name = self.__class__.__name__
        self.x = x
        self.y = y
        for key, value in kwargs.items():
            setattr(self, key, value)
    def __repr__(self):
        attr = ', '.join(f'{key}={value}' for key, value in self.__dict__.items() if key not in
('name', 'x', 'y'))
        if attr: return f'{self.name}({self.x}, {self.y}, {attr})'
        else: return f'{self.name}({self.x}, {self.y})'
    def __eq__(self, other):
        return all(getattr(self, key) == getattr(other, key, None) for key in self.__dict__.
keys())
    def __hash__(self):
        return hash(tuple(sorted(self.__dict__.items())))

class Agent(Entity): pass
class Key(Entity): pass
class Door(Entity): pass
class Goal(Entity): pass
class Wall(Entity): pass
class Box(Entity): pass
class Ball(Entity): pass
class Lava(Entity): pass

def get_entities_by_name(entities, name):
    return [ entity for entity in entities if entity.name == name ]
def get_entities_by_position(entities, x, y):
    return [ entity for entity in entities if entity.x == x and entity.y == y ]
def reward_func(state, action, next_state):
    """
    Args:
        state: the state of the environment
        action: the action to be executed
        next_state: the next state of the environment
    Returns:
        reward: the reward of the action
        done: whether the episode is done
    """
    reward = 0.0 # initialise reward as 0.0 for all actions
    done = False # initialise done as False for all actions
    # extract the agent from the current and next state
    agent = get_entities_by_name(state, 'Agent')[0]
    next_agent = get_entities_by_name(next_state, 'Agent')[0]
    # If the agent picks up the green box in the next state, the reward is 1.0 and the episode
    is done

```

```

    if next_agent.carrying and isinstance(next_agent.carrying, Box) and next_agent.carrying.
color == 'green':
    reward = 1.0
    done = True
    return reward, done

'''

```

Now, you have entered a new environment. It shows a mission "pick up the yellow box". Do you know what this mission means and how to implement it in a reward function? Analyze the behaviors of the reward function case by case. In what situations will it return a positive reward or not? In what situations will it return done=True or not? Why? Please implement the code following the template in the sample code. You must implement the 'reward\_func' function as the main function to be called by the environment. The code needs to be directly runnable on (mission, state, action, next\_state) and return (reward, done) in python.

## D.6. Refine to satisfy optimism under uncertainty

It asks LLMs to think why the goal cannot be achieved for a mission from an initial state using the provided transition and reward functions. We also tell LLMs the valid action space and the measurement for achieving the goal ( $r > 0 \wedge d = 1$ ).

You are a robot exploring in an object-centric environment. Your goal is to model the logic of the world in python. You have tried it before and came up with one partially correct solution. However, it is not perfect. The code can model the logic for some experiences but failed to model the logic to achieve the goal in another environment. You need to improve your code so that the agent can achieve the objective as specified by the mission from the given initial state as well as still modelling the original logic. The new code should still follow the same template. The 'transition' function needs to be directly runnable on (state, action) and return the next state in python. The 'reward\_func' function needs to be directly runnable on (state, action, next\_state) and return (reward, done) in python.

Here is the partially correct solution you came up with:

```

'''

class Entity:
    def __init__(self, x, y, **kwargs):
        self.name = self.__class__.__name__
        self.x = x
        self.y = y
        for key, value in kwargs.items():
            setattr(self, key, value)
    def __repr__(self):
        attr = ', '.join(f'{key}={value}' for key, value in self.__dict__.items() if key not in
('name', 'x', 'y'))
        if attr: return f"{self.name}({self.x}, {self.y}, {attr})"
        else: return f"{self.name}({self.x}, {self.y})"
    def __eq__(self, other):
        return all(getattr(self, key) == getattr(other, key, None) for key in self.__dict__.
keys())
    def __hash__(self):
        return hash(tuple(sorted(self.__dict__.items())))
class Agent(Entity): pass
class Key(Entity): pass
class Door(Entity): pass
class Goal(Entity): pass
class Wall(Entity): pass
class Box(Entity): pass
class Ball(Entity): pass
class Lava(Entity): pass

```



```

import copy

def transition(state, action):
    """
    Args:
        state: the state of the environment
        action: the action to be executed
    Returns:
        next_state: the next state of the environment
    """
    # We'll make a deep copy of the state.
    # This is because we don't want to change the original state.
    next_state = copy.deepcopy(state)
    agent = get_entities_by_name(next_state, 'Agent')[0]
    if action == 'turn left':
        if agent.direction == (-1, 0):
            agent.direction = (0, 1)
        elif agent.direction == (0, 1):
            agent.direction = (1, 0)
        elif agent.direction == (1, 0):
            agent.direction = (0, -1)
        else: # if agent.direction == (0, -1)
            agent.direction = (-1, 0)
    elif action == 'turn right':
        if agent.direction == (-1, 0):
            agent.direction = (0, -1)
        elif agent.direction == (0, -1):
            agent.direction = (1, 0)
        elif agent.direction == (1, 0):
            agent.direction = (0, 1)
        else: # if agent.direction == (0, 1)
            agent.direction = (-1, 0)
    elif action == 'toggle':
        # We assume that the agent have the ability to toggle, regardless of what is in front
        # of him because the experiences provided do not dictate otherwise.
        pass
    elif action == 'nothing':
        pass
    return next_state

def get_entities_by_name(entities, name):
    return [ entity for entity in entities if entity.name == name ]

def get_entities_by_position(entities, x, y):
    return [ entity for entity in entities if entity.x == x and entity.y == y ]

def reward_func(state, action, next_state):
    """
    Args:
        state: the state of the environment
        action: the action to be executed
        next_state: the next state of the environment
    Returns:
        reward: the reward of the action
        done: whether the episode is done
    """
    # Create sets of entities for easier comparison and access
    state_set = set(state)
    next_state_set = set(next_state)
    # Get agent's position in both states
    agent = [e for e in state_set if isinstance(e, Agent)][0]
    agent_next = [e for e in next_state_set if isinstance(e, Agent)][0]
    # Done condition
    on_goal = any(isinstance(entity, Goal) for entity in get_entities_by_position(next_state,
agent_next.x, agent_next.y))
    done = on_goal

```

```

    # Reward calculation
    if state_set == next_state_set:
        # If state didn't change -> 'nothing', 'toggle' when not carrying a key or 'drop' when
        carrying nothing happened
        reward = 0.0
    elif action == 'turn left' or action == 'turn right':
        # If direction of agent changes -> 'turn left', 'turn right' happened
        reward = 0.0
    else:
        # In other cases, no reward. Can be modified when other scenarios are applied.
        reward = 0.0
    return reward, done

```

...

However, the code failed to achieve the goal/objective as specified by the mission "use the key to open the door and then get to the goal" from the following initial state:

...

```

Wall(0, 0) ;    Wall(1, 0) ;    Wall(2, 0) ;    Wall(3, 0) ;    Wall(4, 0) ;
Wall(0, 1) ;    empty ;        Wall(2, 1) ;    empty ;        Wall(4, 1) ;
Wall(0, 2) ;    Agent(1, 2, direction=(0, 1), carrying=None) ; Door(2, 2, color=yellow, state=
locked) ;      empty ;        Wall(4, 2) ;
Wall(0, 3) ;    Key(1, 3, color=yellow) ;      Wall(2, 3) ;    Goal(3, 3) ;    Wall(4, 3) ;
Wall(0, 4) ;    Wall(1, 4) ;    Wall(2, 4) ;    Wall(3, 4) ;    Wall(4, 4) ;

```

...

The measurement for achieving the goal/objective is as follows:

...

```

def criterion(state, mission, action, next_state, reward, done,):
    return reward > 0 and done

```

...

The valid actions are {'turn right', 'nothing', 'move forward', 'turn left', 'toggle', 'drop', 'pick up'}.

Do you know why the mission cannot be achieved from the given initial state with the world model as implemented in the code? What subgoals does the agent need to achieve in order to achieve the final goal as specified by the mission? Can the agent achieve those subgoals using the world model as implemented in the code? If not, what is missing or wrong? How can you improve the code to achieve the goal/objective as specified by the mission from the given initial state? Please improve the code as analyzed before so that the mission can be achieved from the given initial state. Please implement the code following the template. Feel free to implement any helper functions you need. You can also implement the logic for difference actions in different helper functions. However, you must implement the 'transition' function and the 'reward\_func' function as the main functions to be called by the environment. The 'transition' function needs to be directly runnable on (state, action) and return the next state in python. The 'reward\_func' function needs to be directly runnable on (state, action, next\_state) and return (reward, done) in python. The new code, by themselves, should be complete, compilable, and runnable.