

# Unsupervised LLM Adaptation for Question Answering

Kuniaki Saito<sup>1</sup> Kihyuk Sohn<sup>2</sup> Chen-Yu Lee<sup>3</sup> Yoshitaka Ushiku<sup>1</sup>

## Abstract

Large language models (LLM) learn diverse knowledge present in the large-scale training dataset via self-supervised training. Followed by instruction-tuning, LLM acquires the ability to return correct information for diverse questions. However, adapting these pre-trained LLMs to new target domains, such as different organizations or periods, for the question-answering (QA) task incurs a substantial annotation cost. To tackle this challenge, we propose a novel task, unsupervised LLM adaptation for question answering. In this task, we leverage a pre-trained LLM, a publicly available QA dataset (source data), and unlabeled documents from the target domain. Our goal is to learn LLM that can answer questions about the target domain. We introduce one synthetic and two real datasets to evaluate models fine-tuned on the source and target data, and reveal intriguing insights; (i) fine-tuned models exhibit the ability to provide correct answers for questions about the target domain even though they do not see any questions about the information described in the unlabeled documents, but (ii) they have difficulties in accessing information located in the middle or at the end of documents, and (iii) this challenge can be partially mitigated by replacing input tokens with random ones during adaptation.

## 1. Introduction

Instruction-tuned large language model (ILLM) pre-trained on a huge amount of data shows strong generalization capability on diverse tasks (Touvron et al., 2023a; Workshop et al., 2022; Touvron et al., 2023b; Penedo et al., 2023; Brown et al., 2020). Training ILLM consists of pre-training and instruction-tuning stages; the model is trained on pre-training corpora (Raffel et al., 2020; Gao et al., 2020) with self-supervised objectives, *e.g.*, auto-regressive or masked

<sup>1</sup>OMRON SINIC X Corporation <sup>2</sup>Google Research <sup>3</sup>Google Cloud AI Research. Correspondence to: Kuniaki Saito <kuniaki.saito@sinicx.com>.

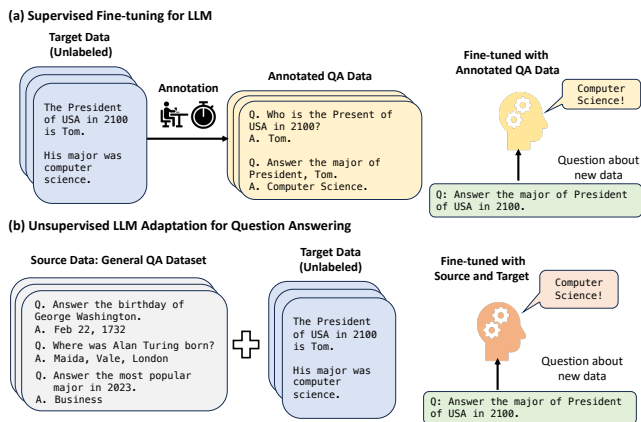


Figure 1. Unlike the standard fine-tuning for LLM (top), our task (bottom) aims to adapt LLM model to a new domain in an unsupervised manner, *i.e.*, training a model without using QA pairs from the domain. Instead, we employ a general QA dataset as the source data, which avoids incurring any annotation costs, resulting in the annotation-efficient setting.

language modeling objective, followed by the fine-tuning on a collection of tasks phrased as instructions, *i.e.*, instruction tuning (Wei et al., 2022a). In our paper, *pre-training* often refers to this large-scale training with self-supervised training on unlabeled data.

The remarkable ability of such models is retrieving knowledge through question-answering (QA), where “knowledge” refers to factual knowledge otherwise specified in our paper. One of the important roles of instruction-tuning is enabling the model to extract the knowledge embedded into a model during pre-training. Since the knowledge is limited to the training data publicly available in a certain period, such as Wikipedia, Github, and CommonCrawl, the models, of course, cannot retrieve information about unseen domains.

When adapting the model to a new domain, such as a certain organization, a field of science, or daily news articles, the model must learn new knowledge expressed by a collection of documents, wherein new data may arrive on a daily basis. However, continually collecting training data for instruction-tuning for each domain incurs tremendous annotation costs. For scalability purposes, it is desirable for LLM to adapt to a new domain without relying on expensive instruction-tuning data per domain.

Given this challenge, we propose a new task: unsupervised LLM adaptation for question answering, as illustrated in Fig. 1. We assume access to a pre-trained LLM, a public instruction-tuning dataset (source data), and unlabeled documents (target data) that are new to the LLM and collected from real-world sources. By *unlabeled documents*, we refer to a collection of sentences without QA annotations. The source data is expected to enhance or maintain LLM’s ability to respond properly to questions, while the target data contains information that will be queried during the test time. We aim to train LLM to accurately respond to questions about the factual knowledge of the target data, after fine-tuning the model with both source and target data. The challenge is that there is no direct supervision for the target domain, as the knowledge within the target domain is represented by general sentences, not by QA pairs.

This investigation will not only provide a label-efficient solution to tailor LLM to a specific domain but also uncover how well LLM stores knowledge from unlabeled documents such that the model can extract the learned knowledge later to answer questions during inference as done by [Zhu & Li \(2023\)](#). Our setting differs from theirs in two aspects. First, they train LM on QA pairs from the target domain. However, we do not give any questions about the target data during training, which should significantly reduce the annotation cost. Second, they analyze LM only on *structured synthetic* documents, *i.e.*, the data generation process is controlled and the attributes listed in each document are pre-defined. In contrast, we investigate datasets collected from the real world, whose knowledge is *not completely structured*, in addition to a comprehensive study on a synthetic dataset.

Through experiments on both synthetic and real data, we discover three novel observations. First, an unsupervised fine-tuned LLM excels in answering questions about unlabeled documents particularly when the answer is located at the beginning of the documents. This observation indicates that the model understands the question and identifies the corresponding answer in a memorized sentence. Second, the model struggles to robustly access and use information in the middle or at the end of the document due to the nature of auto-regressive training, *i.e.*, a token is prompted with all previous tokens. Thirdly, simple data augmentation strategies, such as replacing some of the input tokens with random ones during training, prove effective in mitigating performance degradation, even with real data.

Our contributions are summarized as follows:

- We propose a new task, unsupervised LLM adaptation for question answering, and publish a new dataset to evaluate the performance of models.
- We reveal that LLM can retrieve information from documents without having seen any QA data specific to those documents.

- We also discover that one of the challenges in this setting is that LLM suffers from positional bias within documents. We find that random token replacement is an effective strategy to mitigate this issue.
- Beyond these findings, we provide an extensive study on the elements influencing model performance, *e.g.*, model size and external QA datasets used for training.

## 2. Related Work

**Ability to memorize factual knowledge.** [Zhu & Li \(2023\)](#) investigate whether LM answers questions based on exposure to exact/similar questions during instruction-tuning, or if it genuinely extracts knowledge learned in pre-training, using synthetic entities’ data. Specifically, they prepare questions about the attributes of the entities, split the entities into train and test sets, and evaluate if LM can answer questions about testing entities. Then, they demonstrate that LM can answer questions about the test entities under a certain condition during pre-training; if extensive data augmentation (*e.g.*, paraphrasing and shuffling the order of contents) is applied to document data or if QA data for the training entities is also used during pre-training. In our work, we investigate the knowledge storage and extraction ability of pre-trained LLM and find that the model does not necessarily require QA pairs about the new domain to retrieve the knowledge during inference.

**Overwriting factual knowledge.** Many approaches have been proposed to edit the knowledge in LM ([Mitchell et al., 2022a;b](#); [Meng et al., 2022](#); [2023](#); [Feigenbaum et al., 2024](#); [Wang et al., 2023](#)). Their interest is not in *adding* new knowledge, but in *editing* existing knowledge, *e.g.*, “Donald Trump is the President of USA”, into a new one, “Joe Biden is the President of USA”. Also, they handle facts represented as a single sentence. Instead, we focus on how to add and retrieve new knowledge, which is often represented by 5-10 sentences, into LLM.

**Adapting LLM to a specific domain.** Open-source LLMs are trained for a specific domain. For example, many LLMs are fine-tuned to obtain medical knowledge ([Han et al., 2023](#); [Wu et al., 2023](#); [Li et al., 2023](#)). However, these approaches require instruction data for the medical domain and do not investigate the ability of unsupervised adaptation. Unlike these works, we seek the direction to achieve annotation-efficient adaptation of LLM for a specific domain. Parameter-efficient tuning ([Hu et al., 2022](#); [Houlsby et al., 2019](#); [Lester et al., 2021](#)) is often used in adapting LLM to a target domain. Our focus is on annotation-efficiency and their research direction is orthogonal to ours.

**Unsupervised domain adaptation (UDA) in NLP.** In the field of NLP, UDA is explored for diverse tasks such as classification and translation tasks ([Ramponi & Plank, 2020](#); [Saunders, 2022](#)). For example, adding language modeling

loss for unlabeled target data improves classification performance (Karouzos et al., 2021). However, we are the first to study (i) the problem of unsupervised LLM adaptation for QA tasks and (ii) how well fine-tuned LLM can store the knowledge of the unlabeled documents and access the appropriate information in the test time.

**Retrieval augmented generation (RAG).** One way to answer questions about new domains or documents is using RAG (Lewis et al., 2020; Guu et al., 2020; Hofstätter et al., 2022) with LLM, *i.e.*, retrieving several documents and deriving answers based on them. However, RAG requires searching over documents before making predictions, demanding a powerful retrieval model, and LLM must handle the retrieved long context. Therefore, adapted LLM, which does not require the retrieval model, is an ideal option.

**Positional bias in LLM.** It is widely known that LLM suffers from the so-called *positional bias* issue (Liu et al., 2023a; Ko et al., 2020; Ma et al., 2021; Hofstätter et al., 2021; Glater & Santos, 2023). Notably, given a long context text in QA task, LLM fails to utilize the context described in the middle (Liu et al., 2023a). Also, in the QA task, when the distribution of the answer positions is highly skewed in the training set, QA models fail to give answers (Ko et al., 2020). To handle the positional bias in the context-given QA task, re-ordering the input context is proposed (Peysakhovich & Lerer, 2023; Jiang et al., 2023). In contrast, our interest is in whether LLM can retrieve information described in the training documents through QA *without* a long context. Then, we reveal that LLM struggles to robustly access an answer that is described in the *middle* or *end* of a document in the target data.

**Objectives in language modeling.** Several works study the diverse denoising objectives and language modeling (Wang et al., 2022; Tay et al., 2022). However, they do not investigate the positional bias caused by the language modeling objectives. Our findings suggest that the nature of autoregressive pre-training, *i.e.*, a token is generated by seeing all previous tokens, causes this positional bias. Also, our work indicates that random token replacement might mitigate the bias for the causal language model.

### 3. Dataset

In this section, we introduce three new datasets, one synthetic and two real datasets, to evaluate LLM’s ability to learn new knowledge. Note that we focus on whether fine-tuned LLM can retrieve facts from learned documents although other tasks such as reasoning are interesting. First, we explain the synthetic biography dataset generated with an almost completely controlled process. Using this dataset, we aim to perform a well-controlled study in our task. Second, we introduce two real datasets to study LLM’s ability to adapt to the new domain in a more realistic setting. See

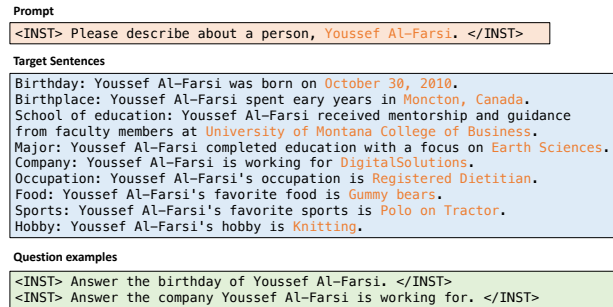


Figure 2. Example of a prompt, target sentences (sentences to predict given prompt), and questions from our synthetic dataset. Phrases unique to each person are highlighted with color. These parts are asked during evaluation.

the appendix for the details to create these datasets.

#### 3.1. Synthetic Bio Dataset

**Documents.** Fig. 2 shows an example of this dataset. Following Zhu & Li (2023), we generate synthetic biography datasets consisting of sentences describing 9 properties (birthday, birthplace, school, major, company, occupation, food, sports, and hobby) for 3,000 persons, where we ask ChatGPT to generate candidates for each property and randomly sample the property for each person. Then, we fit the property in a sentence template, where we employ the same template for all persons. *Target Sentences* in Fig. 2 illustrates one example.

**Questions.** We focus on evaluating the model’s performance on the ability to retrieve 9 properties. Then, we make questions based on the documents generated above. Fig. 2 shows examples of the question prompt. Note that we utilize the same question prompt for all persons during inference. For ease of analysis, we randomly pick 500 persons to ask questions for each property. In the appendix, we also conduct experiments on 4-way multi-choice questions. In that analysis, we generate three fake properties from the candidates used to create the document dataset.

#### 3.2. Paper2023

**Documents.** To evaluate the ability to learn from real documents, we introduce Paper2023 datasets, consisting of 7,232 pairs of paper titles and corresponding abstracts collected from the 2023 conference webpages of CVPR, ACL, ICML, and ICCV. We assume that many documents in the real world are structured in some way. For example, scientific papers itemize contents by section titles, and Wikipedia describes the characteristics of an entity following several items or titles. However, completely structuring contents, as done for the synthetic bio dataset, involves uncovering the relationship between all written contents, which is not trivial. Then, we structure the content with pre-defined 6

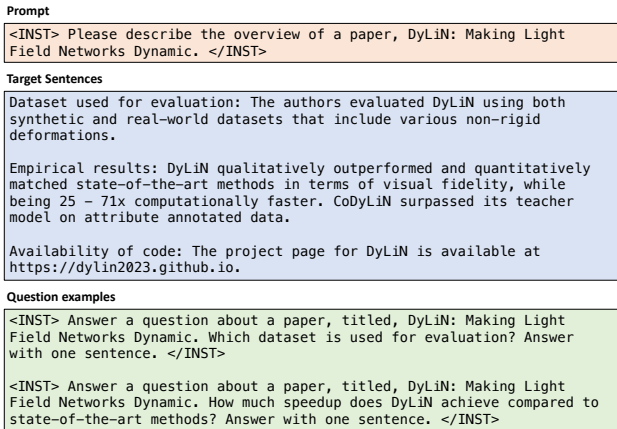


Figure 3. Example of a prompt, target sentences (sentences to predict given prompt), and questions from Paper2023 dataset. For simplicity, we illustrate only three items, *i.e.*, dataset, empirical results, and availability of the code.

items including the dataset used for evaluation and empirical results by using ChatGPT. This dataset is still partially structured in that each itemized content can be free-form. The example is presented in Fig. 3.

**Questions.** We aim to evaluate the ability to retrieve answers from partially structured content. We employ prompts with the paper’s title, *i.e.*, “Answer a question about a paper titled {paper title}, {question}”, as shown in Fig. 3. The question must ask properties unique to each paper to assess the memorization for each paper. Then, we choose three types of questions, *i.e.*, datasets used for evaluation, numbers such as the performance of a model, and the URL of the code. To correctly answer the question, a model needs to locate which statement in the sentences corresponds to the answer. To generate these questions, we first feed the contents of each document and ask ChatGPT to generate a question-and-answer pair about them<sup>1</sup>. Then, we manually filter low-quality questions. For these three types of questions, we collect at least 500 QA pairs.

### 3.3. News2023

**Documents.** To collect up-to-date news articles, we downloaded English-written articles published from September to November 2023 using Commoncrawl<sup>2</sup>. The topics cover politics, sports, business, etc. To reduce the number of tokens, we ask ChatGPT to generate summaries. We obtain 1,937 news articles with 406 tokens for each article on average. The motivation behind introducing this dataset is to study the behavior of the model on unstructured documents. Note that, unlike our synthetic dataset and Paper2023, the

<sup>1</sup>For dataset and URL of the code, we ask only the answer given the question.

<sup>2</sup><https://commoncrawl.org/>

dataset is not well structured due to the diversity of contents described in each article.

**Questions.** We ask ChatGPT to generate questions given each article, which we categorize into *Who, What, When, Where, How* questions. Each category includes more than 100 QA pairs.

## 4. Analysis

Given the dataset presented in the previous section, we perform analysis on diverse aspects. The main analysis is performed on the synthetic dataset since the generation process of the dataset allows us to conduct an in-depth study.

### 4.1. Preliminary

**Pre-trained I-LLM.** We focus on evaluation with open-sourced Llama-2 Chat model (Touvron et al., 2023b). Due to the limitation of computational resources, we mainly employ 7B and 13B models for evaluation.

**QA Dataset for training.** Since we have access to both unlabeled documents and QA datasets irrelevant to the documents, we employ both data during training. For the QA dataset, we employ the Alpaca (Taori et al., 2023) consisting of approximately 50K QA pairs. Through the analysis, we discover that the choice of the QA dataset affects the performance as shown in Sec. 4.2.

**Optimization.** We employ Adam, set the initial learning rate as 1e-5, and train all models for 12,000 steps unless otherwise specified. We set the same sampling ratio for the QA dataset and unlabeled document datasets equal, hence, each mini-batch, 128 samples in total, consists of roughly the same amount of QA and document samples.

**Training conditioned with the article title.** As shown in Fig. 2 and 3, we apply the conditional auto-regressive training as done in typical instruction-tuning for both unlabeled documents and QA data. For unlabeled documents, we condition the model with the title or the name of the document,  $c = [c_1, c_2, c_3, \dots, c_l]$ , where  $l$  is the number of tokens in the conditioning sentence, *e.g.*, “Please describe the overview of an article called article-name”. Then, we compute the next-token prediction loss for the target sentences,  $t = [t_1, t_2, t_3, \dots, t_m]$ , where  $m$  is the number of tokens in the target sentences. Note that  $t_j$  is generated using  $c$  and  $t_{k < j}$ , *e.g.*,  $t_m$  is prompted with all tokens except for  $t_m$ . In Sec 4.2, we see that the model struggles to retrieve facts described in the middle or the end of the document. We infer that auto-regressive modeling causes this issue.

**Evaluation.** Exact matching or F-1 score, as used in (Rajpurkar et al., 2018), is an option to evaluate QA performance, but they prefer the shortest answer to match the ground-truth. Since LLM-generated answers can be longer than the GT, we apply the following evaluation metrics.



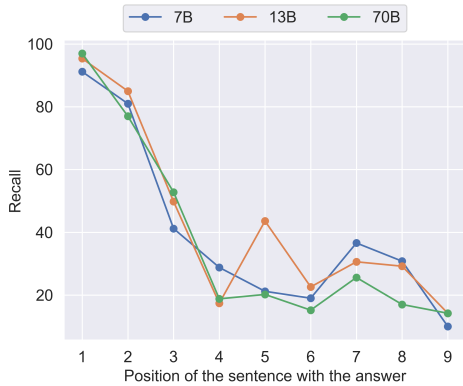


Figure 4. Fine-tuned LLMs suffer from the positional bias in learned documents. We show the recall (y-axis) and position of the sentence with the answer (x-axis) for models with three parameter sizes. Here, we train them for 4,000 iterations. Fine-tuned LLMs return accurate answers located at the beginning of the documents, but underperform for those at the middle and end.

First, in the experiments on the synthetic dataset, we evaluate the model’s performance by seeing if the model’s response includes the ground-truth answer, namely, recall. Since all answers in the synthetic experiments can be one sentence, we also analyze the conciseness of the answers in experiments. Second, in the experiments on real-world documents, considering the diversity of answers generated by LLM, we rely on ChatGPT<sup>3</sup> to determine if the returned answers are correct as done in many prior works (Liu et al., 2023b). Specifically, given a question, ground-truth answer, and language model’s output, we ask ChatGPT to rate the output in three ways, *i.e.*, *Correct*, *Partially Correct*, and *Incorrect*, and show the percentage of samples with *Correct*. We pick one model’s output for Paper2023’s dataset questions and compare ChatGPT’s and human evaluation scores. The precision of the *Correct* prediction of ChatGPT is 95.1%. From this observation, we regard this metric as reliable to measure the performance of models. See the appendix for more details.

#### 4.2. Investigation on a synthetic dataset.

First, we provide an analysis of the synthetic biography dataset. In summary, there are four main findings in the unsupervised adaptation scenario: (i) fine-tuned LLM can retrieve correct contents described at the beginning of the sentence even without learning from question-answer pairs about the contents, (ii) LLM struggles to robustly access and use information described in the middle or the end of each document (iii) replacing tokens with random ones is one effective way to handle the issue (iv) the choice of external QA dataset varies the knowledge retrieval performance a lot. In the following paragraphs, we provide a detailed analysis.

<sup>3</sup>We employ gpt-3.5-turbo.

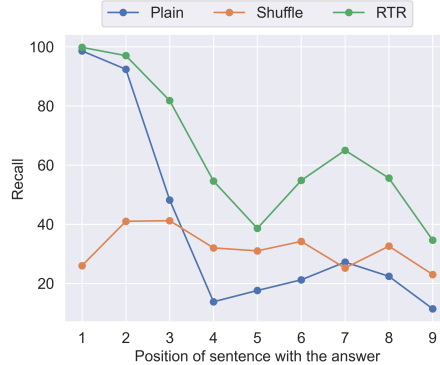


Figure 5. Random token replacement (RTR) improves robustness to the position of the answer in the learned documents. Recall (y-axis) and the position of the sentence with the answer (x-axis). *Plain* model significantly suffers from positional bias. *Shuffle* model shows improvement at the end of the sentence but lowers performance at the beginning. In contrast, *RTR*, *i.e.*, replacing tokens with random ones, shows improvement in all positions.

**Adapted LLM can answer questions about unlabeled documents if the answer is at the beginning of the document.** Fig. 4 shows the performance on 9 questions where the x-axis indicates the position of the sentence describing each answer<sup>4</sup>. We show three models with different numbers of parameters. Interestingly, the fine-tuned LLM models show near 100% accuracy on the 1st and 2nd position, corresponding to *Birthday* and *Birthplace* questions. This indicates that we do not necessarily have to feed QA pairs about target documents to fine-tune the LLM if the question and answer are simple.

**Adapted LLM struggles to access information in the middle or the end of a document.** In Fig. 4, we simultaneously observe that any model cannot robustly return information described in the middle or the end of the documents. Since each token is prompted by all previous tokens during training, *i.e.*, they depend on all previous tokens as explained in Sec. 4.1, conditioning by the short question is probably not enough to prompt the correct answer. Note that this fact can be critical in unsupervised LLM adaptation since the model needs to respond to diverse questions irrespective of the answer’s position in the original document. A potential way to overcome the issue in this specific dataset is to remove the reliance on the previous tokens by modifying the attention mask or feeding only one sentence per sample during training. However, such a solution is effective only when the contents in all sentences are independent and will not apply to real documents.

**Random token replacement (RTR) is effective for the positional bias.** So far, we have discussed that positional

<sup>4</sup>From left to right, the indexes correspond to *Birthday*, *Birthplace*, *School*, *Major*, *Company*, *Occupation*, *Food*, *Sports*, and *Hobby*.

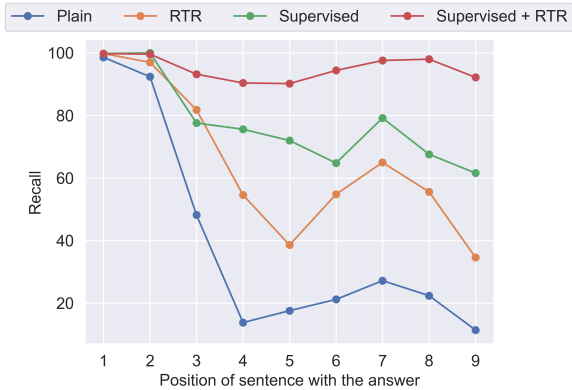


Figure 6. **Comparison with supervised models.** A model trained with QA pairs for the new domain (Supervised) outperforms unsupervised models (Plain, RTR), but still suffers from positional bias. Adding RTR on top of the supervised model (Supervised + RTR) significantly improves the recall.

bias is one of the difficulties in our task, yet increasing model size does not solve the issue<sup>5</sup>. In this paragraph, surprisingly, we find that the random token replacement is an effective solution to overcome the difficulty.

Specifically, the training data generator chooses R% of the token positions from target sentences,  $t$ , at random and replaces the input token with a random token while the prediction loss is computed with original labels. This technique is used in masked language model (Devlin et al., 2018). But, unlike this approach, we employ the technique for auto-regressive training. The positional bias issue happens because one token is generated with the reliance on all previous tokens during training, but such tokens are often missing in the inference time. We hypothesize that, by the RTR, a model must predict the next token given incomplete information, which will mimic the situation in the inference time. We highlight that other techniques such as random layer-wise token dropping (Yao et al., 2022), which skips the computation of a subset of the input tokens at all middle layers, might reduce the dependency on previous tokens, resulting in an effect similar to the RTR.

Another potential remedy is to shuffle the sentences during training, which will mitigate the dependency among sentences. Note that this technique is not necessarily effective because sentences can depend on each other. In this synthetic document, one sentence describes one fact independently from other sentences. However, in real documents, as we see later, one sentence can depend on previous sentences, therefore, shuffling sentences can destroy the context of documents.

Fig. 5 illustrates the result. Surprisingly, RTR significantly

<sup>5</sup>We also try varying training iterations, which does not make a large difference. See the appendix for more details.

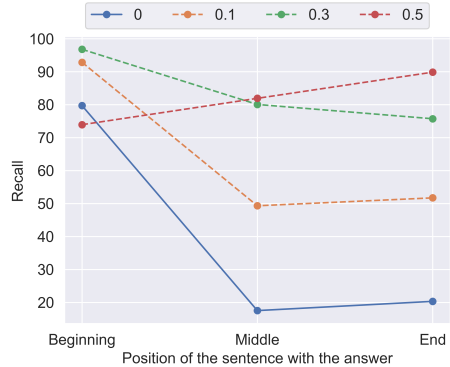


Figure 7. **Ratio for random token replacement.** Recall (y-axis) and the position of the answer in the document (x-axis). For simplicity, we categorize 9 questions into 3 groups by their position and show in the x-axis.

improves the performance at the middle and end of sentences, e.g., more than 40% in the 3rd and 4th position. Although the performance at the end is still lower than at the beginning, the improvement is notable. In contrast, shuffling improves the performance at the end with the expense of degradation at the beginning. Shuffling seems to have the ability to mitigate the positional bias, but it can cause the under-fitting to the start sentence. Note that we measure only recall of QA performance, which does not ensure that the model returns concise answers. On average, the number of sentences returned by these models is less than 1.1 as shown in Table 1. Therefore, models return answers with reasonably short lengths for most questions.

**Comparison with the supervised baseline.** In Fig. 6, We compare unsupervised models with supervised ones, which are trained on QA pairs from synthetic data and should be the upper bound for unsupervised models. Specifically, instead of a public QA dataset (Alpaca), we employ QA pairs for all persons except for the pairs used for test time, which consist of 22,500 QA pairs. First, the supervised model (*Supervised*) outperforms unsupervised ones (*Plain* and *RTR*) for the answer in the middle or end. Note that the unsupervised RTR model outperforms or performs on par with the supervised model in the first to third position. Also, the supervised model still suffers from positional bias. Second, adding RTR to the supervised baseline further improves the performance. For all types of questions, the recall is better than 90%. In summary, this experiment shows two observations, (i) even the supervised model struggles to access information described in the middle or the end of the document, and (ii) RTR augmentation can mitigate the positional bias issue for the supervised model.

**Token replacement ratio matters.** In Fig. 7, we illustrate the relationship between the recall and the percentage of tokens replaced with random ones in RTR. Replacing more tokens tends to improve the performance of the middle

QA Data	Recall $\uparrow$	Count $\downarrow$
None	80.7	6.57
Alpaca	39.2	1.05
Alpaca+RTR	64.6	1.10

Table 1. **The effect of using QA dataset for fine-tuning.** Recall and number of returned sentences are shown. Note that all questions can be answered with one sentence, but the model trained without the QA dataset returns redundant answers. The usage of the QA dataset enables the model to return concise answers.

QA dataset	QA pairs	Begin	Middle	End
Flan	0.8M	47.5	13.3	16.8
Flan small	0.08M	49.8	16.9	10.6
Alpaca	0.05M	<b>79.7</b>	<b>17.5</b>	<b>20.3</b>

Table 2. **The choice of the external QA dataset varies the performance a lot.** We show the recall for three groups of questions.

and end groups, but tends to degrade the performance of the beginning group. When the percentage is high, the beginning group is hard to learn since most of the original tokens are missing. In contrast, for the middle and end groups, the model can learn to predict the correct tokens without relying much on intermediate tokens.

**QA dataset retrieves concise answers.** One intriguing question in our task is the importance of the Q-A dataset. We perform two analyses on this point: (i) training a model only with unlabeled documents and (ii) comparing models trained with different kinds of Q-A datasets. First, we simply ablate the QA dataset used during training. We find that a model fine-tuned only with unlabeled documents tends to return many sentences from a document. In Table 1, we show the number of returned sentences and the recall to retrieve the correct information, where a model trained without a QA dataset returns many sentences while such a model remembers documents well as high recall indicates. This indicates that external QA dataset allows a model to retrieve information necessary to answer the question and make a concise response.

**Type of Q-A dataset matters.** Second, we compare models trained on the alpaca dataset and Flan, which is used to train Flan-T5 (Chung et al., 2022). Since the original Flan dataset is large, we utilize a smaller version provided in <sup>6</sup>, which covers the Alpaca dataset, diverse chain-of-thought (Wei et al., 2022b) QA pairs, mathematical QA dataset, etc., consisting of more than 800,000 pairs. In Table 2, the use of Flan significantly degrades the performance. One potential factor is that Flan has a significantly larger amount of data, with which the model might not fit well. Then, we pick only 10% of Flan for training to set the number of samples similar to Alpaca (Flan small), but the performance is still quite

<sup>6</sup><https://huggingface.co/datasets/declare-lab/flan-mini>

Size	Inst-tuning	Begin	Middle	End
7B		58.4	12.3	9.5
	✓	<b>79.7</b>	<b>17.5</b>	<b>20.3</b>
13B		64.7	14.9	19.2
	✓	<b>78.5</b>	<b>29.4</b>	<b>27.7</b>

Table 3. **Comparison between models with and without instruction-tuning pre-training.** The model pre-trained with instruction tuning outperforms a model trained only with self-supervision by a large margin.

Size	Augmentation	Dataset	Number	Code
7B	None	8.8	7.8	10.6
	Shuffle	21.3 <sup>+12.5</sup>	10.4 <sup>+2.6</sup>	10.6 <sup>+0.0</sup>
	RTR	19.0 <sup>+10.2</sup>	16.8 <sup>+9.0</sup>	24.0 <sup>+13.4</sup>
13B	None	22.6	13.9	26.8
	Shuffle	38.0 <sup>+15.4</sup>	15.8 <sup>+1.8</sup>	27.8 <sup>+1.0</sup>
	RTR	28.5 <sup>+5.9</sup>	21.8 <sup>+7.9</sup>	27.4 <sup>+0.6</sup>

Table 4. **Results on Paper2023.** Applying data augmentation improves the performance on three types of questions. Colored numbers indicate the improvement compared to the *None* model.

lower than the model trained with Alpaca. This indicates that the type of QA dataset can be a critical factor in the performance of retrieving embedded knowledge. However, we do not observe clear signs that questions in Alpaca are very similar to questions in this setting. For example, about 100 questions include the word, birthday, in Alpaca, none of which asks to return the date of birth. Although we do not show further detailed analysis here, it is important to choose the appropriate source QA dataset to boost the performance in the target QA task.

**Instruction-tuning during pre-training matters performance.** We show the importance of instruction-tuning during pre-training by comparing the Llama-2 and instruction-tuned Llama-2 models. Table 3 demonstrates that the model pre-trained with instruction tuning outperforms the plain Llama-2 model on both 7B and 13B parameters. Qualitatively, we find that the 7B plain model sometimes makes irrelevant responses to the question, e.g., “Happy birthday!” for birthday questions. The model pre-trained with instruction tuning seems to inherit the ability to extract the correct information from the learned documents and return an expected response.

### 4.3. Investigation on real documents dataset.

**Overview of results.** Table 4 and 5 show the results of models trained on the Paper2023 and News2023 respectively. As in the synthetic dataset, fine-tuned LLM can retrieve correct information for some questions although we do not give any dataset-specific supervision (QA-pairs) during training.

**Effectiveness of data augmentation.** In both Paper2023 and News2023, token replacement improves performance

Size	Augmentation	Who	What	Where	When	How	Average
7B	None	44.2	27.4	35.5	37.6	25.0	33.9
	Shuffle	34.2 <sub>-10.0</sub>	28.8 <sub>+1.4</sub>	30.8 <sub>-4.7</sub>	33.4 <sub>-4.2</sub>	21.0 <sub>-4.0</sub>	29.6 <sub>-4.3</sub>
	RTR	47.0 <sub>+2.8</sub>	41.4 <sub>+14.0</sub>	47.5 <sub>+12.0</sub>	48.1 <sub>+10.5</sub>	37.6 <sub>+12.6</sub>	44.3 <sub>+10.4</sub>
13B	None	50.2	33.4	45.9	39.7	34.6	40.8
	Shuffle	47.6 <sub>-2.6</sub>	39.6 <sub>+6.2</sub>	51.3 <sub>+5.4</sub>	39.6 <sub>-0.1</sub>	35.2 <sub>+0.6</sub>	42.7 <sub>+1.9</sub>
	RTR	53.8 <sub>+3.6</sub>	49.4 <sub>+16.0</sub>	62.2 <sub>+16.4</sub>	55.3 <sub>+15.6</sub>	37.6 <sub>+3.2</sub>	51.6 <sub>+10.8</sub>

Table 5. **Results on News2023.** Shuffling significantly harms performance for some questions because re-ordering sentences can destroy the context among sentences. Colored numbers indicate the improvement compared to the *None* model.

Size	News	Dataset	Number	Code
7B	1.03	1.04	1.01	1.97
13B	1.01	1.00	1.01	1.65

Table 6. **The count of answer sentences returned by trained models for Paper2023 and News2023, measured on models trained with RTR.** Except for Code in Paper2023, the trained models return concise answers.

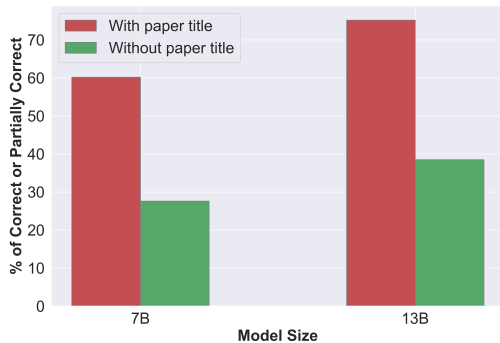


Figure 8. **The effectiveness of prompting with the paper title for Paper2023.** Y-axis shows the percentage of answers judged as correct or partially correct. If queries do not include the paper title, the performance of answering the queries significantly degrades.

in all cases as shown in Table. 4 and 5. This augmentation is simple, yet widely effective for diverse target domains. By contrast, the effectiveness of shuffling is limited to Paper2023. This is because the locations of the three items asked in this dataset, *Dataset*, *Number*, and *Code Location*, are all in the middle or last parts of the documents. As illustrated in Fig. 5, shuffling tends to improve the QA performance for the answer located in the middle or end of the document. But, in News2023, shuffling does not show consistent improvement. In this dataset, the answers can be at the beginning of the sentences, which makes the effectiveness of shuffling inconsistent. Also, this dataset often includes many pronouns to indicate some persons. However, shuffling contents obfuscates which pronoun corresponds to who. This should explain why applying shuffling significantly worsens the performance on the “Who” question.

**Prompting with document title matters.** Until now, all

of the question prompts include the title used to prompt the content during training, *e.g.*, paper or article title is used during training as in Fig. 3. However, in real applications, we can query a model without such titles. Motivated by this, we investigate how well a model can return a correct answer to queries without the titles. Specifically, using Paper2023, we select answerable questions without knowing the corresponding paper title, *e.g.*, “Which dataset is used to evaluate the effectiveness of {name of a method} on image classification?”. If the learned model stores the knowledge about the method, the model can answer the question without a paper’s title. As shown in Fig. 8, in both 7B and 13B models, the question-answering performance significantly drops without prompting with the paper’s title. To answer the question, models rely a lot on the paper’s or article’s title, which is problematic in employing these models in real applications. This is one of the important challenges in unsupervised LLM adaptation for question answering.

## 5. Conclusion

In this work, we present a new task, called unsupervised LLM adaptation for question answering. The goal is to build a QA model for a new domain represented as a collection of unlabeled documents, *i.e.*, documents without annotations for QA pairs, using the unlabeled documents and public QA datasets. To evaluate models, we create both synthetic and real document datasets. We reveal that the fine-tuned model struggles to robustly access the information described in the middle or the end of the content due to the nature of auto-regressive training. In addition, we discover that random token replacement is a widely effective technique to overcome the limitation. We believe that this work will encourage many researchers to tackle how to adapt LLM to a new domain in a cost-efficient way.

**Broader Impact.** This paper presents work whose goal is to advance the field of annotation-efficient Machine Learning. There are many potential societal consequences of our work, none of which we feel must be specifically highlighted here.

**Acknowledgement.** We thank Shusaku Sone, Tatsunori Tanai, Jiaxin Ma, Donghyun Kim, and Chun-Liang Li for their valuable feedback on our research. This work is sup-



ported by JST Moonshot R&D Program Grant Number JPMJMS2236. We used the computational resources of AI Bridging Cloud Infrastructure (ABCI) provided by National Institute of Advanced Industrial Science and Technology (AIST).

## References

- Brown, T., Mann, B., Ryder, N., Subbiah, M., Kaplan, J. D., Dhariwal, P., Neelakantan, A., Shyam, P., Sastry, G., Askell, A., et al. Language models are few-shot learners. In *NeurIPS*, 2020.
- Chung, H. W., Hou, L., Longpre, S., Zoph, B., Tay, Y., Fedus, W., Li, Y., Wang, X., Dehghani, M., Brahma, S., et al. Scaling instruction-finetuned language models. *arXiv preprint arXiv:2210.11416*, 2022.
- Devlin, J., Chang, M.-W., Lee, K., and Toutanova, K. Bert: Pre-training of deep bidirectional transformers for language understanding. In *ACL*, 2018.
- Feigenbaum, I., Arpit, D., Wang, H., Heinecke, S., Niebles, J. C., Yao, W., Xiong, C., and Savarese, S. Editing arbitrary propositions in llms without subject labels. *arXiv preprint arXiv:2401.07526*, 2024.
- Gao, L., Biderman, S., Black, S., Golding, L., Hoppe, T., Foster, C., Phang, J., He, H., Thite, A., Nabeshima, N., et al. The pile: An 800gb dataset of diverse text for language modeling. *arXiv preprint arXiv:2101.00027*, 2020.
- Glater, R. and Santos, R. L. T. On answer position bias in transformers for question answering. In *Proceedings of the 46th International ACM SIGIR Conference on Research and Development in Information Retrieval, SIGIR '23*, pp. 2215–2219, New York, NY, USA, 2023. Association for Computing Machinery. ISBN 9781450394086. doi: 10.1145/3539618.3592029. URL <https://doi.org/10.1145/3539618.3592029>.
- Guu, K., Lee, K., Tung, Z., Pasupat, P., and Chang, M. Retrieval augmented language model pre-training. In *ICML*. PMLR, 2020.
- Han, T., Adams, L. C., Papaioannou, J.-M., Grundmann, P., Oberhauser, T., Löser, A., Truhn, D., and Bressen, K. K. Medalpaca—an open-source collection of medical conversational ai models and training data. *arXiv preprint arXiv:2304.08247*, 2023.
- Hofstätter, S., Lipani, A., Althammer, S., Zlabinger, M., and Hanbury, A. Mitigating the position bias of transformer models in passage re-ranking. In *Advances in Information Retrieval: 43rd European Conference on IR Research, ECIR 2021, Virtual Event, March 28–April 1, 2021, Proceedings, Part I 43*, pp. 238–253. Springer, 2021.
- Hofstätter, S., Chen, J., Raman, K., and Zamani, H. Multi-task retrieval-augmented text generation with relevance sampling. *arXiv preprint arXiv:2207.03030*, 2022.
- Houlsby, N., Giurghi, A., Jastrzebski, S., Morrone, B., De Laroussilhe, Q., Gesmundo, A., Attariyan, M., and Gelly, S. Parameter-efficient transfer learning for nlp. In *ICML*. PMLR, 2019.
- Hu, E. J., Shen, Y., Wallis, P., Allen-Zhu, Z., Li, Y., Wang, S., Wang, L., and Chen, W. Lora: Low-rank adaptation of large language models. In *ICLR*, 2022.
- Jiang, H., Wu, Q., Luo, X., Li, D., Lin, C.-Y., Yang, Y., and Qiu, L. Longllmlingua: Accelerating and enhancing llms in long context scenarios via prompt compression. *arXiv preprint arXiv:2310.06839*, 2023.
- Karouzos, C., Paraskevopoulos, G., and Potamianos, A. Udalm: Unsupervised domain adaptation through language modeling. In *NAACL*, 2021.
- Ko, M., Lee, J., Kim, H., Kim, G., and Kang, J. Look at the first sentence: Position bias in question answering. In *EMNLP*, 2020.
- Lester, B., Al-Rfou, R., and Constant, N. The power of scale for parameter-efficient prompt tuning. In *EMNLP*, 2021.
- Lewis, P., Perez, E., Piktus, A., Petroni, F., Karpukhin, V., Goyal, N., Küttler, H., Lewis, M., Yih, W.-t., Rocktäschel, T., et al. Retrieval-augmented generation for knowledge-intensive nlp tasks. In *NeurIPS*, 2020.
- Li, C., Wong, C., Zhang, S., Usuyama, N., Liu, H., Yang, J., Naumann, T., Poon, H., and Gao, J. Llava-med: Training a large language-and-vision assistant for biomedicine in one day. *arXiv preprint arXiv:2306.00890*, 2023.
- Liu, N. F., Lin, K., Hewitt, J., Paranjape, A., Bevilacqua, M., Petroni, F., and Liang, P. Lost in the middle: How language models use long contexts. *TACL*, 2023a.
- Liu, Y., Iyer, D., Xu, Y., Wang, S., Xu, R., and Zhu, C. G-eval: NLG evaluation using gpt-4 with better human alignment. In *EMNLP*, 2023b.
- Ma, F., Zhang, C., and Song, D. Exploiting position bias for robust aspect sentiment classification. In Zong, C., Xia, F., Li, W., and Navigli, R. (eds.), *ACL-IJCNLP*, 2021.
- Meng, K., Bau, D., Andonian, A., and Belinkov, Y. Locating and editing factual associations in gpt. In *NeurIPS*, 2022.

- Meng, K., Sen Sharma, A., Andonian, A., Belinkov, Y., and Bau, D. Mass editing memory in a transformer. In *ICLR*, 2023.
- Mitchell, E., Lin, C., Bosselut, A., Finn, C., and Manning, C. D. Fast model editing at scale. In *ICLR*, 2022a.
- Mitchell, E., Lin, C., Bosselut, A., Manning, C. D., and Finn, C. Memory-based model editing at scale. In *ICML*, 2022b.
- Penedo, G., Malartic, Q., Hesslow, D., Cojocaru, R., Cappelli, A., Alobeidli, H., Pannier, B., Almazrouei, E., and Launay, J. The refinedweb dataset for falcon llm: outperforming curated corpora with web data, and web data only. *arXiv preprint arXiv:2306.01116*, 2023.
- Peysakhovich, A. and Lerer, A. Attention sorting combats recency bias in long context language models. *arXiv preprint arXiv:2310.01427*, 2023.
- Raffel, C., Shazeer, N., Roberts, A., Lee, K., Narang, S., Matena, M., Zhou, Y., Li, W., and Liu, P. J. Exploring the limits of transfer learning with a unified text-to-text transformer. *The Journal of Machine Learning Research*, 2020.
- Rajpurkar, P., Jia, R., and Liang, P. Know what you don't know: Unanswerable questions for SQuAD. In *ACL*, 2018.
- Ramponi, A. and Plank, B. Neural unsupervised domain adaptation in nlp—a survey. *arXiv preprint arXiv:2006.00632*, 2020.
- Rasley, J., Rajbhandari, S., Ruwase, O., and He, Y. Deep-speed: System optimizations enable training deep learning models with over 100 billion parameters. In *Proceedings of the 26th ACM SIGKDD International Conference on Knowledge Discovery & Data Mining*, pp. 3505–3506, 2020.
- Saunders, D. Domain adaptation and multi-domain adaptation for neural machine translation: A survey. *Journal of Artificial Intelligence Research*, 75:351–424, 2022.
- Taori, R., Gulrajani, I., Zhang, T., Dubois, Y., Li, X., Guestrin, C., Liang, P., and Hashimoto, T. B. Stanford alpaca: An instruction-following llama model. [https://github.com/tatsu-lab/stanford\\_alpaca](https://github.com/tatsu-lab/stanford_alpaca), 2023.
- Tay, Y., Dehghani, M., Tran, V. Q., Garcia, X., Bahri, D., Schuster, T., Zheng, H. S., Houlsby, N., and Metzler, D. Unifying language learning paradigms. *arXiv preprint arXiv:2205.05131*, 2022.
- Touvron, H., Lavril, T., Izacard, G., Martinet, X., Lachaux, M.-A., Lacroix, T., Rozière, B., Goyal, N., Hambro, E., Azhar, F., et al. Llama: Open and efficient foundation language models. *arXiv preprint arXiv:2302.13971*, 2023a.
- Touvron, H., Martin, L., Stone, K., Albert, P., Almahairi, A., Babaei, Y., Bashlykov, N., Batra, S., Bhargava, P., Bhosale, S., et al. Llama 2: Open foundation and fine-tuned chat models. *arXiv preprint arXiv:2307.09288*, 2023b.
- Wang, S., Zhu, Y., Liu, H., Zheng, Z., Chen, C., et al. Knowledge editing for large language models: A survey. *arXiv preprint arXiv:2310.16218*, 2023.
- Wang, T., Roberts, A., Hesslow, D., Le Scao, T., Chung, H. W., Beltagy, I., Launay, J., and Raffel, C. What language model architecture and pretraining objective works best for zero-shot generalization? In *ICML*, 2022.
- Wei, J., Bosma, M., Zhao, V. Y., Guu, K., Yu, A. W., Lester, B., Du, N., Dai, A. M., and Le, Q. V. Finetuned language models are zero-shot learners. In *ICLR*, 2022a.
- Wei, J., Wang, X., Schuurmans, D., Bosma, M., Xia, F., Chi, E., Le, Q. V., Zhou, D., et al. Chain-of-thought prompting elicits reasoning in large language models. In *NeurIPS*, 2022b.
- Wolf, T., Debut, L., Sanh, V., Chaumond, J., Delangue, C., Moi, A., Cistac, P., Rault, T., Louf, R., Funtowicz, M., et al. Huggingface's transformers: State-of-the-art natural language processing. *arXiv preprint arXiv:1910.03771*, 2019.
- Workshop, B., Scao, T. L., Fan, A., Akiki, C., Pavlick, E., Ilić, S., Hesslow, D., Castagné, R., Luccioni, A. S., Yvon, F., et al. Bloom: A 176b-parameter open-access multilingual language model. *arXiv preprint arXiv:2211.05100*, 2022.
- Wu, C., Zhang, X., Zhang, Y., Wang, Y., and Xie, W. Pmc-llama: Further finetuning llama on medical papers. *arXiv preprint arXiv:2304.14454*, 2023.
- Yao, Z., Wu, X., Li, C., Holmes, C., Zhang, M., Li, C., and He, Y. Random-ltd: Random and layerwise token dropping brings efficient training for large-scale transformers. *arXiv preprint arXiv:2211.11586*, 2022.
- Zhu, Z. A. and Li, Y. Physics of language models: Part 3.1, knowledge storage and extraction. *arXiv preprint arXiv:2309.14316*, 2023.

## A. Details of dataset and experiments

Table 7 summarizes the number of documents per dataset and the number of average tokens per document. In the following sections, we describe the procedure to create our dataset and the stat of it.

Dataset	Docs	Tokens per Doc
SynthBio	3,000	169.5
News2023	1,937	406.8
Paper2023	7,232	265.8

Table 7. Stats of documents datasets.

### A.1. Process to build datasets.

#### A.1.1. SYNTHETIC DATASET

**Documents.** First, we ask ChatGPT to generate the names of imaginary people. Specifically, we use the prompt, "Generate imaginary names of persons. Generate 100 names. Names need to be diverse." with a temperature of 0.1. We repeat posting the query until we obtain 3,000 names. Similarly, for nine target properties, we ask ChatGPT to generate them, *e.g.*, "Generate 100 names of sports.". Table 8 describes the variation in the nine properties. Note that these properties can be imaginary ones since we ask ChatGPT that way.

QA	No. of variations
Birthplace	1115
School	2010
Major	1750
Company	2434
Occupation	646
Sports	224
Food	294
Hobby	315

Table 8. The number of variations in nine properties of our synthetic dataset.

#### A.1.2. PAPER2023

**Documents.** For this dataset, we first crawl the abstract of each paper from the conference pages of CVPR, ACL, ICML, and ICCV. Then, we utilize ChatGPT to itemize the described content. The pipeline consists of two stages: shortening the abstract before itemization and itemizing the shortened abstract with in-context learning. First, we shorten the abstract by using a query, "Given the abstract of a paper below, summarize their proposed approach.", which reduces the length of the abstract and returns the sentences focusing on the proposed method and empirical results. Second, to create itemized summaries for the reduced abstract, we give a query containing one question and abstract and repeat it for 6 items. Also, to improve the quality of the response, we apply in-context learning, *i.e.*, giving examples of a question, abstract, and an expected answer in the query. Given the responses, we concatenate the 6 items to create one document. Note that we exclude an item if ChatGPT says the corresponding item does not exist in the given abstract.

**Questions.** To generate QA pairs for dataset and code location, we again utilize ChatGPT by feeding a question and the document created above. Specifically, since the created document includes items of dataset and code location, we feed the corresponding item and a question, which asks the dataset used for evaluation or the code location, to ChatGPT with one in-context example, creating a pair of a question and an answer. The example is illustrated in Fig 9. For QA pairs about numbers, given one in-context example and the target document, we ask ChatGPT to generate a pair of a question and an answer so that the answer describes some numbers. The example is illustrated in Fig 10. We manually filter QA pairs and obtain more than 500 pairs for these three types of QA. The numbers are shown in Table 9.

Prompt used to generate QA pairs

Given a passage below and questions about the passage, return a correct answer. For example, Passage: The datasets used for evaluation are the 3DPW dataset and the COCO dataset.

Question: Which the dataset is used for evaluation if available ?  
 Answer: 3DPW dataset and COCO dataset.

Passage: The dataset used for evaluation is called DESCRIBE3D, which is a large-scale dataset containing fine-grained text descriptions for the text-to-3D face generation task.

Question: Which the dataset is used for evaluation if available ?  
 Answer:

Figure 9. Example of a prompt given to ChatGPT to obtain answer about the dataset used for evaluation.

Prompt used to generate QA pairs

Given a passage below and questions about the passage, return a correct answer. For example, Passage:The proposed approach improves the latest method 3DCrowdNet by 3.3 mm MPJPE and 5.0 mm PVE on the 3DPW dataset and 3.2 AP on the COCO dataset.

Question: Given a sentence describing a performance on a specific dataset with number, generate a question and answer so that the answer shows the performance on one dataset. If there is no numbers, just return N/A.

Answer:The proposed approach improves the latest method 3DCrowdNet by 3.3 mm MPJPE and 5.0 mm PVE on the 3DPW dataset and 3.2 AP on the COCO dataset.

Passage: The approach RAINCOAT improves transfer learning performance by up to 16.33%.

Question: Given a sentence describing a performance on a specific dataset with number, generate a question and answer so that the answer shows the performance on one dataset. If there is no numbers, just return N/A.

Answer:

Figure 10. Example of a prompt given to ChatGPT to generate a question and an answer pair about the given passage.

A.1.3. NEWS2023

**Documents.** We employ NewsFetch<sup>7</sup> to crawl the news from Commoncrawl. The published date of the article ranges from August to October 2023. We filter non-English and too-long articles. To reduce the length of the articles, we feed each article into ChatGPT, and then obtain itemized summaries. But, unlike Paper2023, the itemization is incomplete, e.g., items are dependent on each other.

**Questions.** Similar to Paper2023, we ask ChatGPT to generate a question and an answer pair given a passage. After generating the QA pairs, we categorize questions into five types: Who, What, Where, When, and How questions. The stats are listed in Table 9.

QA	No. of questions	QA	No. of questions
Dataset	715	Who	500
Code	500	What	500
Number	653	Where	259
Question w/o paper title	479	When	401
		How	500

Table 9. Stats of QA pairs for Paper2023 datasets (Left) and News2023 datasets (Right).

A.2. Evaluation with ChatGPT.

**Prompt used for evaluation.** As we mention in the main paper, we employ ChatGPT to assess the accuracy of LLM’s answer. Fig. 11 illustrates the prompt given to ChatGPT, where we employ the same prompt for both Paper2023 and News2023.

**Comparison to human decision.** In Table 10, we investigate the alignment of scores given by ChatGPT and human. We

<sup>7</sup><https://github.com/NewsFetch/NewsFetch>



```
Prompt used for evaluation
I will give you a pair of question and a ground-truth answer, and AI
generated answer. Decide if the answer is correct or not.
Q: {question}
GT: {GT}

AI answer: {Answer from a model}
Choose from 1. Correct, 2. Partially Correct, 3. Not correct.
Answer only number. Answer:
```

Figure 11. Example of a prompt used for evaluation.

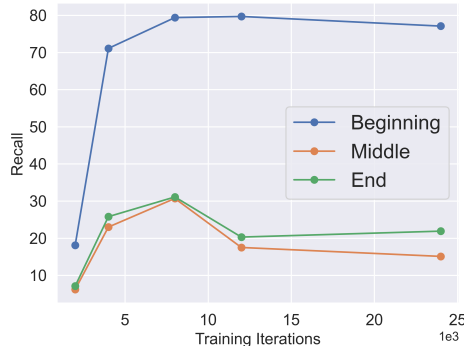


Figure 12. Longer training increases the effect by the positional bias. We split the questions into three groups by their position in the training document. Longer training improves the performance of the first group while reducing that of the middle and last groups.

utilize the answers of Paper2023 dataset, returned by LLama 13B model trained with RTR. The table indicates that 95% of answers judged as *Correct* by ChatGPT are deemed to be *Correct* by human. By contrast, ChatGPT regard 22% of *Correct* answers as *Partially correct*. In this sense, ChatGPT’s evaluation has high precision with a little low recall. Additionally, those judged as *Partially correct* by ChatGPT contain many samples judged as *Incorrect* by a human. Given this analysis, we employ the ratio of answers determined as *Correct* by ChatGPT to compare models.

	ChatGPT		
Human	Correct	Partially correct	Incorrect
Correct	193	55	0
Partially correct	6	135	4
Incorrect	4	188	128

Table 10. We manually annotate the correctness of LLM’s generated answer for Paper2023 and compare its alignment with ChatGPT.

### A.3. Experimental details.

**Implementation.** We employ 8 A100 GPUs for computation. We implement our codebase relying on huggingface models (Wolf et al., 2019) and utilize ZeRO3 in DeepSpeed (Rasley et al., 2020) for computational efficiency.

**Inference.** We set the temperature as 0.6, top-k as 50, and repetition penalty as 1.2 in huggingface’s text generation function.

## B. Additional results

**Longer training can increase the positional bias.** In Fig. 12, we illustrate the comparison of models trained for different numbers of iterations. We split the questions into three groups by their position in the document. Longer training tends to improve the performance in the first group while reducing the performance in the second and third groups. This indicates that longer training has the risk of increasing bias by the position of the contents.

**Tag of the items matters.** Table 11 presents the results of our investigation into the importance of tags in sentences. As shown in Fig. 2 of the main paper, the target sentences include the tag, summarizing a sentence, e.g., Birthday, Company. This kind of tagging should clarify what is described in each sentence, which should improve the retrieval performance during testing. The result indicates that tagging improves knowledge retrieval significantly for a question like Job. By contrast, for questions such as Birthday, a model trained without a tag still shows high accuracy. Since we feed a very simple

Trained with tag	Birthday	Job	Average
	95.0	8.6	38.0
✓	<b>98.6</b>	<b>21.2</b>	<b>39.2</b>

Table 11. Comparison between models with and without tag of items. We train a model on synthetic documents which exclude the tag of items, e.g., Birthday, School of education, as shown in Fig. 2 in the main paper. Tagging a sentence should clarify what is described in each sentence. For a question about a job, tagging significantly improves performance.

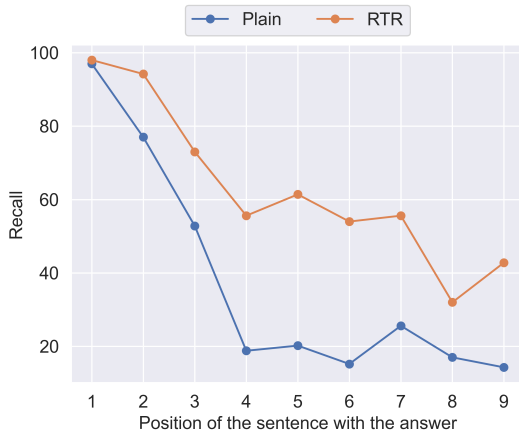


Figure 13. Effectiveness of RTR for 70B model

prompt, "Answer the birthday of {person’s name}", to correctly respond to the question, a model has to understand which sentence is describing about birthday. Therefore, for some contents, a model seems to be equipped with this ability, which achieves storing and retrieving knowledge in an unsupervised manner. But, at the same time, the model’s performance can significantly varies with slight differences in the presentation of documents.

**Fine-tuned model cannot handle reasoning tasks.** We test trained models on 4-way multi-choice question answering for nine contents. On average, the obtained accuracy is 26.2 (7B model) and 26.8 (13B model) %, which is slightly better than random selection. Note that recall on each content, even for *Birthday* and *Birthplace*, is no better than 31 %, while the corresponding normal question recall is better than 90 %. Then, we conclude that the learned LLM is poor at connecting stored knowledge with reasoning. This issue might be solved by techniques like CoT (Wei et al., 2022b), but it is not the scope of our work.

**RTR is effective for Llama-70B model.** Fig 13 describes the result of using RTR for Llama-70 model in the experiment on synthetic dataset. Although we focus on the investigation on 7B and 13B model, RTR seems to be effective for a much larger model.

**The effectiveness of shuffling depends on text representation.** In the main paper, we observe that the effectiveness of shuffling is not consistent among datasets. We do not see much gain in the News2023 dataset, where we hypothesize that shuffling destroys context and can reduce the QA performance. To investigate it, we train models on the abstract of papers in Table 12. Since we do not apply any preprocessing to the abstract, i.e., itemization of contents, shuffling may destroy the context. Unlike the result in the main paper, we do not see clear gains by shuffling. From this result, we argue that the effectiveness of shuffling is limited to the case where each sentence describes independent fact.

Augmentation	Dataset	Number	Code
None	18.0	9.9	9.6
Shuffle	7.6	11.6	5.8
RTR	19.4	11.2	12.6

Table 12. Results of models trained on the abstract of papers. We employ LLama-13B model for comparison.

**Example of responses from tuned LLM.** We show examples of response in Fig. 14,15, and 16. The models often return acceptable length of responses.

QA Example

Q: [INST] Answer the name of school Giovanni Ramirez got education. Answer with one sentence. [/INST]

GT: **University of Northwestern Ohio.**

Answer by RTR 7B model: Giovanni Ramirez received mentorship and guidance from faculty members at **University of Northwestern Ohio.**

Answer by plain 7B model: Giovanni Ramirez received mentorship and guidance from faculty members at **University of Xi'an.**

Figure 14. QA example in synthetic dataset.

QA Example

Q: [INST] Answer a question about a paper, titled, Learning Locally Editable Virtual Humans. Which the dataset is used for evaluation? Answer with one sentence. [/INST]

GT: **CustomHumans** dataset.

Answer by RTR 7B model: The authors introduce a new dataset called **CustomHumans**, which contains 30 fully customizable virtual humans with varied appearances and 3D clothing.

Answer by plain 7B model: The authors present a novel end-to-end trainable human editing framework called "Human Canvas" that allows users to edit various attributes of virtual humans while maintaining their personalities and appearance.

Figure 15. QA example in Paper2023 dataset.

QA Example

Q: [INST] According to the article, 'H.D. Kumaraswamy shifted to ward from ICU', Who visited Kumaraswamy at the hospital and wished him a speedy recovery? Answer with one sentence. [/INST]

GT: Chief Minister **Siddaramaiah** and Agriculture Minister N. Chelvarayaswamy.

Answer by RTR 13B model: **Siddaramaiah**, along with other ministers and leaders, visited H.D. Kumaraswamy at the hospital and wished him a speedy recovery.

Answer by plain 13B model: Former Chief Minister Jagadish Shettar visited Kumaraswamy at the hospital and wished him a speedy recovery.

Figure 16. QA example in News2023 dataset.