

Self-AMPLIFY : Improving Small Language Models with Self Post Hoc Explanations

Milan Bhan^{1,2}, Jean-Noël Vittaut¹, Nicolas Chesneau² and Marie-Jeanne Lesot¹

¹Sorbonne Université – CNRS – LIP6, Paris, France

²Ekimetrics, Paris, France

{milan.bhan, nicolas.chesneau}@ekimetrics.com

{jean-noel.vittaut, marie-jeanne.lesot}@lip6.fr

Abstract

Incorporating natural language rationales in the prompt and In-Context Learning (ICL) have led to a significant improvement of Large Language Models (LLMs) performance. However, generating high-quality rationales require human-annotation or the use of auxiliary proxy models. In this work, we propose Self-AMPLIFY to automatically generate rationales from post hoc explanation methods applied to Small Language Models (SLMs) to improve their own performance. Self-AMPLIFY is a 3-step method that targets samples, generates rationales and builds a final prompt to leverage ICL. Self-AMPLIFY performance is evaluated on three SLMs and five datasets requiring strong reasoning abilities. Self-AMPLIFY achieves good results against competitors, leading to strong accuracy improvement. Self-AMPLIFY is the first method to apply post hoc explanation methods to autoregressive language models to generate rationales to improve their own performance in a fully automated manner.

1 Introduction

Autoregressive Large Language Models (LLMs) such as GPT-3 (Brown et al., 2020), PaLM (Chowdhery et al., 2023) or LaMDA (Thoppilan et al., 2022), have made significant advancements in a wide range of NLP tasks. These models have demonstrated so-called "emergent abilities" (Schaeffer et al., 2023), including in-context learning (ICL), instruction following and reasoning (Wei et al., 2022). ICL (see Dong et al. (2023) for a recent survey) involves learning from a few examples integrated into the prompt without fine tuning the model.

LLMs' emergent abilities have been leveraged to enhance performance by incorporating human-annotated intermediate reasoning steps within the context, called *rationales* (Wei et al., 2023). By learning to sequentially generate (1) the reasoning

The figure illustrates three different prompting strategies for a question: "Which type of activity would most likely be included on a weather map? (A) satellite (B) seismic (C) volcanic (D) hurricane".

- Self-AMPLIFY (KernelSHAP):** This strategy identifies keywords like "which", "type", "weather", and "map" to predict the correct answer. It concludes that "option D" (hurricane) is the most appropriate answer, marked with a green checkmark.
- IO (Input-Output):** This traditional strategy incorrectly identifies the answer as A (satellite) based on the context of weather mapping, marked with a red X.
- Auto-CoT (Automatic Chain-of-Thought):** This strategy incorrectly concludes that "Answer: A.) satellite" is the correct answer because "Hurricane is indeed a type weather phenomenon, however [...]. Hence, none of options C nor D are correct answers.", marked with a red X.

Figure 1: Example of three responses to a question from the ARC Challenge dataset, generated from different ICL prompting strategies. Traditional input-output (IO) prompting and auto-CoT (Zhang et al., 2023) fail to generate the good answer, whereas Self-AMPLIFY is able to generate important tokens as a rationale before answering as expected.

steps through rationales and (2) the final answer, LLMs have reached state-of-the-art performance in complex tasks requiring reasoning abilities such as commonsense or symbolic reasoning. To overcome the need for human annotation, automatic rationale generation methods have been proposed. AMPLIFY (Krishna et al., 2023a) has demonstrated that rationales can be generated from smaller proxy supervised Language Models (LMs) to enrich the prompt to enhance the performance of LLMs. AMPLIFY targets promising instances to be integrated into the final prompt using the proxy model and automatically builds rationales based on post hoc attribution explanation methods (Molnar, 2020) applied to this proxy model.

Recently, small autoregressive LMs (SLMs),

with fewer than 14 billion parameters, have emerged, such as Mistral (Jiang et al., 2023), Zephyr (Tunstall et al., 2023) or Llama-2-7B (Touvron et al., 2023). They achieve performance sometimes approaching that of LLMs’ on common benchmarks: their smaller size makes them computationally efficient while maintaining a high level of accuracy. In particular, classical post hoc attribution methods such as KernelSHAP (Lundberg and Lee, 2017) or DeepLift (Shrikumar et al., 2017) become affordable to explain SLMs’ prediction, despite their high computational cost of these methods.

In this paper, we propose Self-AMPLIFY, an extension of the AMPLIFY framework for SLMs that does not need an auxiliary model nor human annotations. The main contributions of Self-AMPLIFY are as follows: (i) promising instances to be integrated into the final prompt are targeted only using the considered SLM’s prediction, (ii) post hoc explanation methods are applied to the SLM itself to automatically generate rationales as a self-improving signal, (iii) three types of post hoc explanations methods are implemented: post hoc attributions, self topk explanations and self natural language explanations.

As an illustration, Figure 1 shows three responses to a question from the ARC Challenge (Clark et al., 2018) dataset respectively obtained using the proposed Self-AMPLIFY, a classical prompting approach, IO, and a rationale enhanced approach, Auto-CoT (Zhang et al., 2023). IO and auto-CoT fail to generate the good answer, while Self-AMPLIFY succeeds.

Experimental results discussed in Section 4 show that Self-AMPLIFY leads to a performance gain on a wide range of datasets as compared to IO, auto-CoT and AMPLIFY. As a result, we show that post hoc explanation methods of various kinds can be directly applied to the SLM to generate automatically rationales to self-improve. Unlike the original AMPLIFY framework, proxy fine tuned models are no longer needed to increase LLMs’ performance, making Self-AMPLIFY more autonomous and flexible.

2 Background and Related Work

In this work, we consider in-context learning (ICL), where a few samples are provided to an autoregressive LM within the prompt to perform

a particular NLP task. In this section we recall some basic principles of post hoc explanations and existing methods that generate rationales to enhance LLMs’ performance by enriching prompt.

2.1 Post Hoc Explanations Background

We recall two ways of generating post hoc explanations, respectively expressed using numerical vectors and natural language rationales.

Attribution method. Attribution methods compute an importance score for each input feature to explain the model output. Two types of methods can be distinguished: *perturbation-based* and *gradient-based* (Zhao et al., 2024).

The former perturbs and resamples feature values to compute feature importance. Two common examples are Local Interpretable Model-agnostic Explanations (LIME) (Ribeiro et al., 2016) and SHAPley additive explanations (SHAP) (Lundberg and Lee, 2017). However, these methods are computationally expensive due to the large number of inferences required.

On the other hand, gradient-based approaches estimate feature importance through the model backpropagated gradient activity. Two common examples are Integrated Gradients (Sundararajan et al., 2017) and DeepLift (Shrikumar et al., 2017). However, these methods are computationally expensive due to the need to compute gradients. Therefore, to the best of our knowledge, they have not been yet applied to autoregressive LLMs.

Post hoc self-rationales. Rationales are natural language intermediate reasoning steps that justify a model’s prediction (see (Gurrapu et al., 2023) for a recent survey) or favor reasoning in LLMs (Huang and Chang, 2023). Post hoc self-rationale generation involves directly prompting LM’s to explain their prediction in natural language given their answer (Huang et al., 2023; Madsen et al., 2024). Post-hoc self-rationales contrast with attribution numerical vector explanations in terms of their lower level of abstraction.

2.2 Related Work

This section introduces two categories of methods for generating rationales aimed at enriching the prompt and encouraging LLMs to engage in reasoning rather than merely providing answers.

Human-annotated rationales. Firstly, rationales can be generated manually. Chain-of-Thought

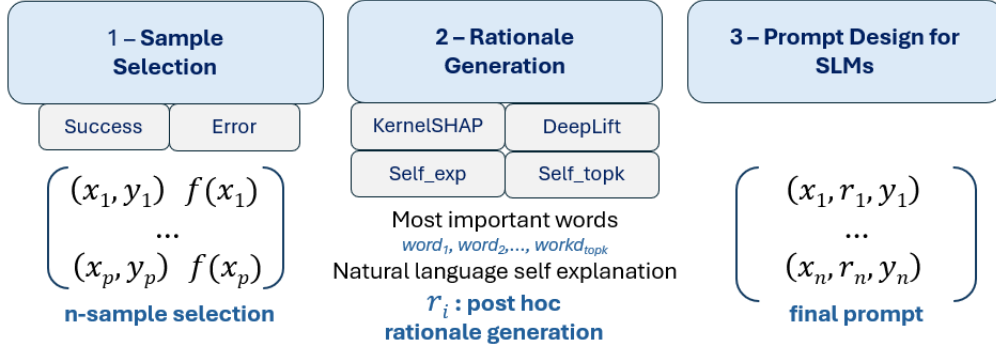


Figure 2: Self-AMPLIFY overview. Self-AMPLIFY is a 3-step approach generating rationales to self-improve a SLM in a ICL setting. (1) Promising samples are targeted following two selection strategies: success or error. (2) Rationales are generated based on a post hoc explanation method: KernelShap, DeepLift, Self_exp or Self_topk. (3) The final ICL prompt is built based on the previously generated rationales.

(CoT) (Wei et al., 2023) adds human-annotated rationale steps in the prompt. The standard ICL template (x, y) is enhanced to (x, r, y) where x is the input text, y is the expected answer and r is the provided rationale. CoT extensions have been proposed to aggregate multiple reasoning paths (Wang et al., 2023) or to enable LLMs to explore multiple promising reasoning paths (Yao et al., 2023) during text generation. These approaches significantly improve LLMs’ performance on NLP tasks requiring reasoning capabilities. Another way of using rationales to enrich the ICL prompt consists in appending the rationale after the answer, as (x, y, r) , resulting in a relative performance gain (Lampinen et al., 2022) as compared to the (x, r, y) design.

However relying on human-annotated rationales makes these methods costly and non entirely automatable. Moreover, they require strong reasoning capabilities and often produce significant performance gains only for LLMs larger than a certain size (Wei et al., 2023).

Automatically generated rationales. Automatic rationale generation eliminates the need for human-annotated rationales. Automatic Chain-of-Thought prompting (Auto-CoT) (Zhang et al., 2023) proposes to generate automatically natural language rationales with Zero-Shot-CoT (Kojima et al., 2022) by prompting the LLM to "think step by step". A Sentence-Transformer (Reimers and Gurevych, 2019) is used to cluster input texts in order to generate one CoT rationale per cluster, making the approach dependent on this auxiliary Sentence Transformer. Then, the LLM’s

prediction \hat{y} is integrated to construct the final prompt (x, r, \hat{y}) . However, Auto-CoT is prone to include incorrect demonstrations and low-quality samples in the prompt, since it does not take the ground truth answer for the final prompt construction.

AMPLIFY (Krishna et al., 2023a) automatically generates rationales from post hoc numeric attribution methods from an auxiliary fine tuned proxy model. The latter is initially fine tuned on a corpus of interest to generate relevant explanations. Then, a n -shot sample selection is performed using the same proxy model to identify misclassified instances. These samples are then added to the ICL prompt, following the (x, r, y) template. Therefore, AMPLIFY relies heavily on the use of the auxiliary proxy model, both at the n -shot targeting and the rationale generation steps. While AMPLIFY yields significant performance gain as compared to classical prompting, it has only been tested on GPT-3 and GPT-3.5. Moreover, AMPLIFY does not incorporate natural language rationales in its framework.

3 Proposed approach: Self-AMPLIFY

This section describes the architecture of Self-AMPLIFY, an extension of AMPLIFY for SLMs. As sketched in Figure 2 and detailed in the next subsections, this framework enriches prompts with self-generated rationales in a fully automated manner to enhance SLMs’ performance in ICL settings. By generating rationales directly from the SLM, Self-AMPLIFY differs from AMPLIFY in that it does not depend on any auxiliary proxy model. Therefore, post-hoc explanation methods

are leveraged to self-improve SLM in a fully autonomous way.

3.1 Self-AMPLIFY overview

As shown in Figure 2 and detailed in the following, Self-AMPLIFY is a 3-step approach that takes as input an autoregressive SLM f and a corpus of texts \mathcal{T} from which the n -shot sample is generated. Each input text is associated with an expected answer, belonging to a label space denoted \mathcal{L} . This framework is an extension of AMPLIFY (Krishna et al., 2023a).

(i) n -shot Sample Selection. This step aims at selecting input texts that will be added to the final prompt. Self-AMPLIFY implements two simple yet efficient selecting strategies only based on f prediction, without the need of an auxiliary model.

(ii) Rationale Generation. Rationales are generated for the previously selected texts by applying post hoc explanation methods to f itself. This way, unlike AMPLIFY, rationales are not generated from a fine tuned side proxy model. We implements 3 types of post-hoc explanation methods to generate directly rationales from f , making Self-AMPLIFY more versatile.

(iii) Prompt Design for SLMs. The final prompt is built based on the rationales previously generated. Each generated rationale is added between its related input text and ground truth answer. The enriched sample is finally used to make the prediction on the test set.

3.2 n -shot Sample Selection

The first step consists in selecting n texts from the corpus of interest \mathcal{T} to be included in the final prompt.

Self-AMPLIFY implements two selection strategies based solely on f prediction: success and error. The success strategy selects text instances correctly predicted by f in a standard prompt setting, whereas the error strategy selects text instances incorrectly predicted by f . To determine if an instance of interest $x \in \mathcal{T}$ is correctly predicted, we append the text "The answer is" to the initial prompt to guide f next token prediction. Therefore, the next token is more likely to be predicted in the correct format as in Kojima et al. (2022), i.e with a next token predicted in the label space \mathcal{L} . Denoting y the ground truth answer, the model prediction is

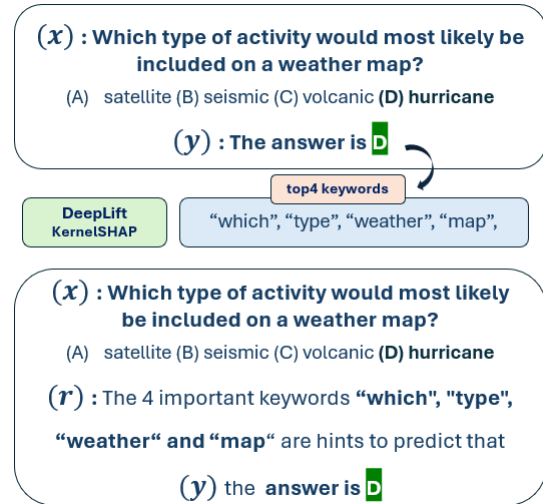


Figure 3: Self-AMPLIFY rationale generation step with a post hoc attribution method. Such a method (here DeepLift or KernelShap) is applied to the SLM to explain the answer D. The 4 most important tokens are targeted, and the final rationale r is generated based on the 4 detected keywords. The (x, r, y) triplet is finally added to the ICL prompt.

considered as a success if $f(x) = y$, an error if $f(x) \neq y$ but $f(x)$ is still contained in the label space, it is discarded otherwise.

The success strategy relies on the idea that "the higher the prediction certainty, the more relevant the explanation" (Bhan et al., 2023a). On the contrary, the error strategy relies on the idea that adding misclassified examples may avoid similar misclassifications on the test set. We assess the impact of the selection strategy on f performance in Section 4. This way, regardless of the selection strategy, Self-AMPLIFY does not rely on an auxiliary model to target promising tokens, making it more flexible than other methods.

3.3 Rationale Generation

The rationale generation step is summarized in Figure 3. Once the n -shot sample is created, rationales are generated by computing post hoc explanation from f directly. Self-AMPLIFY differs from the AMPLIFY framework in that it generates rationales without the use of an auxiliary fine tuned model. In addition, Self-AMPLIFY implements 3 types of post hoc explanations to generate natural language rationale: post hoc attributions (DeepLift and KernelSHAP), post hoc Self_topk explanations and Self_exp rationales where AMPLIFY only implements attribution methods.

This makes Self-AMPLIFY more versatile. Post-hoc explanations are computed to explain each (x, y) pair and, finally, to build their associated rationales r .

DeepLift and KernelShap are computed to explain the (x, y) pair, i.e. f output neuron related to y . DeepLift decomposes the neural network prediction by backpropagating the contributions of all neurons in the network to each input feature. Attribution scores are computed with respect to a chosen baseline. We define the latter so that attribution is only computed on the input text, disregarding the special tokens or instruction text in the prompt. KernelSHAP samples instances in the neighborhood of x to approximate Shapley Values. In the same way as DeepLift, we only perturb input tokens belonging to the input text, disregarding the rest of the prompt. Therefore, attribution is only computed on tokens from the instance of interest. Appendix A.5 provides more details about the post hoc attribution computation step.

The k tokens with the highest attribution score are then selected to build the rationale: it is defined following the template "*The k keywords $\langle word_1 \rangle$, $\langle word_2 \rangle$, ..., and $\langle word_k \rangle$ are important to predict that the answer is $\langle y \rangle$* ". This way, Self-AMPLIFY generates rationales from post hoc attribution methods by converting a numerical vector of importance into a natural language rationale.

Self_topk consists in directly prompting f to generate the k most important tokens used to make its prediction. The Self_topk explanation is generated in a "answer then generate" post hoc manner, since the text containing the k most important keywords is generated given the ground truth answer y .

Finally, Self_exp consists in prompting f to generate a p -step natural language explanation in a post hoc manner, given the ground truth y . Therefore, Self_exp can be defined as a post hoc Chain-of-Thought explanation. The final related rationale r is defined following the template " *p -step rationale: $\langle \phi \rangle$, therefore the answer is $\langle y \rangle$* ", where ϕ is the post-hoc natural language explanation previously generated, and p is the number of steps in the rationale. Appendix A.4 provides more details about the prompts used to generate Self_topk and Self_exp rationales. We give several examples of generated rationales and answers conditioned by different rationale

generator in Appendix A.7.

3.4 Prompt Design for SLMs

The final step consists in designing the prompt that is used to make the prediction on the test set.

We define a preprompt at the beginning of the final prompt to define the instruction asked to f , i.e. generating a rationale and an answer to a specific question. The preprompt can take two different forms, depending on the format of the generated rationales (top_k important words or p -step natural language explanation). More details about the preprompt are provided in Appendix A.4.

Finally, the output prompt is built based on the previously generated rationales. The latter is built following the template: "*preprompt, (x_1, r_1, y_1) , (x_2, r_2, y_2) , ..., (x_n, r_n, y_n)* ". Finally, this n -shot prompt is used as a context to make predictions in an ICL setting on the test set.

4 Experimental Settings

This section presents the experimental study conducted across five datasets and three autoregressive SLMs of various size. We start by running four versions of Self-AMPLIFY on two 7 billion parameters, respectively based on four post hoc explanations methods. We compare these four versions of Self-AMPLIFY to Auto-CoT and AMPLIFY, two competitors automatically generating rationales and IO (Input-Output), a traditional prompting setup baseline. Next, we deeply assess the impact of the *topk* post hoc explanation method on Self-AMPLIFY performance through an ablation study. Finally, we run the four versions of Self-AMPLIFY and its competitors on a tiny smaller 2 billion parameter SLM.

4.1 Experimental protocol.

Datasets. Self-AMPLIFY is tested on five common LMs' benchmarks. ARC Challenge (Clark et al., 2018), CommonsenseQA (CQA) (Talmor et al., 2019) and Social IQa (SIQA) (Sap et al., 2019) are commonsense reasoning datasets requiring the ability to use prior knowledge about the world. The Snarks and Causal Judgment datasets (Srivastava et al., 2022) are datasets related to challenging complex tasks. Snarks requires to distinguish between sarcastic and non-sarcastic sentences, and Causal Judgment is designed to assess a model's ability in deducing

Model (size)	Dataset	Selection strategy	IO	Auto-CoT	AMPLIFY	Self-AMPLIFY (ours)			
						BERT proxy	KernelShap	DeepLift	Self_exp
Mistral (7B)	ARC Challenge	Success	72.8	71.8	70.4	73.9	71.1	75.2	68.0
		Error	71.1	74.5	74.5	72.1	70.7	71.1	71.4
	Causal Judgment	Success	36.8	65.8	52.6	47.7	52.6	47.4	36.8
		Error	31.6	52.6	42.1	60.5	44.7	65.8	57.9
	CQA	Success	60.7	61.3	60.7	66.7	66.7	67.6	68.3
		Error	64.0	63.0	67.0	61.3	64.7	64.7	62.0
	SIQA	Success	57.3	60.0	56.0	59.3	59.7	62.7	58.3
		Error	61.7	57.0	56.7	57.0	62.7	61.7	55.7
	Snarks	Success	55.6	50.0	38.9	50.0	41.7	58.3	52.8
		Error	41.7	33.3	55.6	50.0	47.2	63.9	47.2
Zephyr (7B)	ARC Challenge	Success	63.6	63.3	67.0	66.3	66.0	70.7	68.7
		Error	66.3	68.4	69.0	69.0	65.9	67.3	69.7
	Causal Judgment	Success	39.5	55.3	50.0	57.9	52.6	57.9	57.8
		Error	42.1	50.0	60.5	47.3	47.3	52.6	63.2
	CQA	Success	53.3	61.0	61.3	62.7	64.7	62.3	61.7
		Error	56.3	63.0	68.0	66.7	63.3	66.7	63.0
	SIQA	Success	53.7	59.7	56.7	58.0	59.0	65.0	62.0
		Error	51.0	60.0	59.3	56.0	60.3	54.3	59.0
	Snarks	Success	16.7	16.7	55.6	38.9	30.6	30.6	22.2
		Error	22.2	33.3	36.1	22.2	30.6	52.8	33.3

Table 1: Self-AMPLIFY and competitors accuracy (%) on five test sets and two 7 billion parameters models for 1 run. Self-AMPLIFY is tested on 4 versions, depending on the post hoc explainer used to generate rationales. IO stands for "input-output" standard prompting. Auto-CoT and AMPLIFY are two competing methods automatically generating rationales to enhance the input prompt.

causal factors from a detailed summary. These datasets are commonly used to evaluate LMs' performance.

Models. We test Self-AMPLIFY on Instruction-tuned SLMs whose size does not exceed 7 billion parameters and achieve good results in common benchmarks. Mistral (Jiang et al., 2023) and Zephyr (Tunstall et al., 2023) are 7 billion parameters SLMs achieving state-of-the-art performance among other SLMs in a wide variety of NLP tasks. We then test the limits of Self-AMPLIFY on the smaller 2 billion parameters SLM Gemma-2b (Gemma Team, 2024) achieving highly competitive performance for its size but with less reasoning abilities.

Self-AMPLIFY versions and competitors. We test the four implemented post hoc explanation methods in Self-AMPLIFY: DeepLift, KernelShap, Self_topk and Self_exp. These Self-AMPLIFY versions are compared to a traditional (x, y) prompting setup (input-output, IO), Auto-CoT (Zhang et al., 2023) and AMPLIFY (Krishna et al., 2023b). For a fair comparison, we run Self-AMPLIFY, Auto-CoT and AMPLIFY with the same n -shot sample context. This way, we focus our comparative analysis on the ability of each method to generate high quality rationales leading to accuracy improvement. AMPLIFY rationales are generated by applying DeepLift to a fine tuned BERT-base

model. We give more details about the AMPLIFY implementation in Appendix A.2.

Post hoc attribution methods and Self_topk are computed with $k = 6$ for Mistral and Zephyr and $k = 4$ for Gemma. Self_exp p -step rationales are generated with $p = 3$. ICL context size is set at $n = 8$ for Zephyr and Mistral for all the datasets, except for Causal Judgment, where $n = 6$. The ICL size is set at $n = 4$ for Gemma, this model being smaller than Zephyr and Mistral and less able to handle long contexts. We show an in-depth analysis of the impact of n and k on Self-AMPLIFY performance in Appendix A.6.

The four versions of Self-AMPLIFY and its competitors are tested on the same corpuses. Therefore, contexts are enriched from the same training corpus \mathcal{T} and inference is performed on the same test sets. From one iteration to the next, only the context changes. Because of the high computational cost of testing, we vary the number of runs and the size of test sets according to the analysis performed. More details on sampling and number of runs are given in Appendix A.3.

Finally, the output is retrieved in the correct format by using the assessed SLM as in (Zhang et al., 2023) to fit the label space (for example A, B, C or D for ARC Challenge) and to compute accuracy.

Dataset	Selection strategy	IO	Self-AMPLIFY			
			KernelShap	DeepLift	Self_topk	random
ARC Challenge	Success	67.6 ± 2.3	69.0 ± 2.3	67.7 ± 2.0	67.9 ± 2.7	64.9 ± 5.0
	Error	65.3 ± 1.7	67.6 ± 2.7	67.7 ± 2.9	69.3 ± 1.6	63.7 ± 4.4
Causal Judgment	Success	38.2 ± 5.4	49.2 ± 5.0	49.7 ± 4.9	48.2 ± 5.6	45.8 ± 4.1
	Error	35.0 ± 8.0	47.4 ± 5.1	52.6 ± 5.0	52.6 ± 6.1	47.3 ± 6.0
CQA	Success	56.8 ± 4.6	58.8 ± 2.1	58.9 ± 1.8	59.9 ± 2.8	58.4 ± 2.6
	Error	57.5 ± 4.7	58.4 ± 2.9	59.7 ± 3.1	61.1 ± 2.8	57.2 ± 4.1
Snarks	Success	48.6 ± 6.2	50.6 ± 7.9	50.0 ± 4.7	49.7 ± 6.1	50.0 ± 6.1
	Error	43.6 ± 6.3	53.6 ± 8.0	52.0 ± 5.1	50.0 ± 5.4	47.8 ± 5.4
SIQA	Success	58.7 ± 3.4	59.6 ± 3.0	59.0 ± 4.1	58.6 ± 2.5	54.9 ± 2.9
	Error	57.5 ± 4.7	60.6 ± 3.1	60.0 ± 2.7	58.7 ± 4.0	55.9 ± 2.8

Table 2: Average accuracy (%) and standard deviation computed on 10 Self-AMPLIFY runs for different *topk* post hoc explainers on Mistral. Every *topk* methods does better in average than the random keyword generator and the IO prompting, for every selection strategy.

4.2 Results.

Global Results. Table 1 shows the experimental results obtained on 7 billion parameters models (Mistral and Zephyr) by running 1 time each method on the same train set for rationale generation and the same test set for performance assessment. For each dataset/model case, one of the Self-AMPLIFY modalities leads to the best result (for example Self_exp related to the success strategy for the Mistral/ARC Challenge case). The four Self-AMPLIFY modalities perform almost always better than the classical IO prompting and lead in average to higher accuracy compared to Auto-CoT. Self-AMPLIFY performs better than AMPLIFY without the use of a proxy additional model to generate rationales. In particular, post hoc Self_exp rationales give the best Self-AMPLIFY results. These results confirm the interest of Self-AMPLIFY to improve SLMs’ performance without the use of any additional proxy model.

Impact of the selection strategy. Table 1 highlights that the success selection strategy of Self-AMPLIFY gives good results overall, doing on average as well as the error one. This result confirms the interest of adding initially correctly classified examples into the context, which is not possible in the initial AMPLIFY framework. Self-AMPLIFY gives almost always better results than AMPLIFY when applied with the success strategy. However, AMPLIFY gives in average better results with the error strategy, leading to the best accuracy overall three times (see Mistral/ARC-Challenge, Mistral/CQA and Zephyr/CQA). When AMPLIFY gives the best results, Self-AMPLIFY gets usually the second highest accuracy, without the use of an additional

proxy model. Self-AMPLIFY applied with the success strategy are higher in average as compared to AMPLIFY applied with the error strategy.

Impact of the post hoc explainer. Table 1 shows that Self_exp post hoc explanations give in average the best Self-AMPLIFY results as compared to DeepLift, KernelShap and Self_topk. In particular, Self_exp related to the error strategy leads to significant highest performance gain compared to other competitors for complex tasks such as Snarks and Causal Judgment. We hypothesize that this is linked to the ability of SLMs to generate faithful free text natural language post hoc explanations as a corrective signal.

Ablation study of *topk* explanations. Table 2 shows the results of the ablation study of the *topk* explanations on Mistral obtained on 10 Self-AMPLIFY runs. The random *topk* rationale generator gives the worst accuracy compare to the other Self-AMPLIFY modalities. This result shows that the rationale signal content has an impact on the Self-AMPLIFY performance. KernelShap, DeepLift and Self_exp give better result than IO for every dataset and every strategy and KernelShap has the best results on average. Self-AMPLIFY induces up to a 17.6 points accuracy improvement when applied to Causal Judgment with the error strategy and the DeepLift *topk* post hoc explainer.

Gemma-2B and the limits of post hoc rationale enhancement. Table 3 shows the experimental results obtained on the 2 billion parameters model Gemma-2B by running 5 times Self-AMPLIFY and

Model (size)	Dataset	Selection strategy	IO	Auto-CoT	AMPLIFY	Self-AMPLIFY (ours)			
					BERT proxy	KernelShap	DeepLift	Self_exp	Self_topk
Gemma (2B)	ARC Challenge	Success	37.6 ± 2.1	35.3 ± 4.4	35.9 ± 2.8	33.2 ± 3.0	34.7 ± 2.8	33.3 ± 3.5	38.4 ± 3.8
		Error	39.2 ± 1.7	34.7 ± 4.8	32.4 ± 3.9	34.8 ± 1.5	32.6 ± 2.4	34.4 ± 2.0	34.1 ± 2.2
	Causal Judgment	Success	48.9 ± 4.0	50.5 ± 12.8	43.7 ± 3.0	41.6 ± 3.4	44.7 ± 1.6	52.1 ± 4.3	45.8 ± 6.1
		Error	51.1 ± 4.8	46.8 ± 7.8	43.7 ± 4.4	41.6 ± 5.1	41.6 ± 6.3	51.6 ± 5.8	45.2 ± 7.1
	CQA	Success	40.1 ± 1.6	34.2 ± 3.0	32.7 ± 1.5	33.2 ± 2.6	32.0 ± 5.2	35.5 ± 1.8	33.9 ± 2.2
		Error	40.4 ± 2.6	39.2 ± 2.6	36.0 ± 3.8	32.1 ± 2.6	31.9 ± 3.5	33.2 ± 3.4	34.4 ± 3.5
	Snarks	Success	50.5 ± 4.6	48.3 ± 8.0	44.4 ± 6.8	45.0 ± 9.5	48.4 ± 5.0	50.6 ± 6.9	33.3 ± 8.1
		Error	52.2 ± 6.3	43.3 ± 6.4	47.2 ± 8.3	41.1 ± 10.1	43.9 ± 7.5	53.3 ± 6.6	32.2 ± 5.8
	SIQA	Success	33.6 ± 4.9	49.5 ± 6.0	44.8 ± 3.6	45.1 ± 2.9	46.4 ± 2.7	49.6 ± 4.2	42.5 ± 3.2
		Error	33.9 ± 5.3	50.5 ± 3.9	43.1 ± 3.6	44.5 ± 4.2	43.3 ± 3.9	48.1 ± 3.2	40.9 ± 3.2

Table 3: Average accuracy (%) and standard deviation of Self-AMPLIFY and its competitors on 5 runs on Gemma-2B.

its competitors. Every run is computed on the same train set for rationale generation and the same test set for performance assessment. Self-AMPLIFY and its competitors give significantly worse results than with 7 billion parameters models.

AMPLIFY only gives better results than the IO prompting when applied to the SIQA dataset. Auto-CoT gives slightly better results than AMPLIFY by performing better than IO when applied to SIQA and Causal Judgment on the success strategy. Self-AMPLIFY performs better than Auto-CoT and AMPLIFY in average with the Self_exp post hoc explainer. However, Self-AMPLIFY performs poorly on CQA as compared to IO prompting. The KernelShap and DeepLift modalities of Self-AMPLIFY only have better results than IO on SIQA.

We hypothesize that these contrasting results are linked to Gemma-2B’s small size and less advanced reasoning skills than Mistral and Zephyr. Self-AMPLIFY still gives competitive results with its Self_exp modality as compared to its competitors and the classical IO prompting.

5 Discussion

We introduced Self-AMPLIFY, an extension of the AMPLIFY framework, automatically generating rationales to enrich the prompt in ICL settings for small language models. Self-AMPLIFY is the first approach enriching the prompt without human-annotated rationales or the use of auxiliary models, but only with the SLM itself. The proposed framework is versatile and can work with any other post hoc attribution methods, such as Integrated Gradient or LIME. Therefore, one can chose the appropriate attribution method to use, depending on the level of information available about the model. For example, some APIs do not provide access to model internal parameters, making the use of KernelShap a better option as compared to

DeepLift.

As a future work, it would be enlightening to assess the faithfulness of the generated rationales. Generated post hoc explanations could be compared to ground truth post hoc explanations that would have been computed in a post hoc manner. This would provide rich insights about the ability of LMs to learn to explain. We see these perspectives as promising paths towards a better understanding of LMs’ ability to self-explain and generate faithful explanations.

A way of improvement of Self-AMPLIFY could be to generate other types of rationales to enrich the prompt such as textual counterfactual examples (see e.g. (Bhan et al., 2023b) for a recent method). By providing slight modifications to apply to the input text to change the SLM outcome, counterfactual examples could give strong correcting yet simple signals to self-enhance the SLM. Finally, a deeper analysis of the link between task complexity, selection strategy and Self-AMPLIFY performance would provide precious information about situations where post hoc explainers provide more valuable rationales than others.

6 Conclusion

This paper presents Self-AMPLIFY, an extension of the AMPLIFY framework to build rationales from a SLM to improve itself in ICL settings. Self-AMPLIFY is the first method to generate rationales without the use of any auxiliary side model. Self-AMPLIFY implements 2 selection strategies and 4 post hoc explanation methods, making it versatile and flexible. Self-AMPLIFY results in performance gain compared to its competitors in the five considered tasks for 7 billion parameters models. Finally, this work sheds light on the interest of using post hoc attribution methods to enhance SLM’s performance.

7 Limitations

Datasets and models. In this work we have tested Self-AMPLIFY by applying it on 5 datasets and 3 language models. The conclusions of our work would have more weight if other models were included in the study. Furthermore, it would be interesting to apply Self-AMPLIFY on slightly bigger SLMs with better reasoning abilities. This would make the framework even more useful to the community.

Rationale relevance. The quality of the generated rationales is not assessed, neither when enriching the prompt (rationale generation step), nor when generating the text (prediction on the test set). These rationales should be interpreted with caution, as they have been generated solely to enhance SLMs’ performance. This phenomenon has been raised by (Zhang et al., 2022), where wrong demonstrations based on low quality rationales can still lead to performance gains.

Computational cost. The use of KernelShap and DeepLift is computationally costly. Even if it is affordable to use them with SLMs, the resource requirement is substantial. One could lower the number of samples used to compute KernelShap if needed (see Appendix A.5) to make it even more affordable.

Ethics Statement

Since SLMs’ training data can be biased, there is a risk of generating harmful text during inference. One using Self-AMPLIFY to generate rationales must be aware of these biases in order to stand back and analyze the produced texts. Finally, SLMs consume energy, potentially emitting greenhouse gases. They must be used with caution. For anonymity reasons, we do not provide a link to the Self-AMPLIFY github. The code will be available upon acceptance to facilitate reproduction and further research.

Acknowledgment

We thank Gabriel Olympie and Jean Lelong for insights and enlightening discussion.

References

Milan Bhan, Nina Achache, Victor Legrand, Annabelle Blangero, and Nicolas Chesneau. 2023a. [Evaluating](#)

[self-attention interpretability through human-grounded experimental protocol](#). In *Proc. of the First World Conf. on Explainable Artificial Intelligence xAI*, pages 26–46.

Milan Bhan, Jean-Noël Vittaut, Nicolas Chesneau, and Marie-Jeanne Lesot. 2023b. [Tigtec: Token importance guided text counterfactuals](#). In *Proc. of the European Conf. on Machine Learning ECML-PKDD*, page 496–512. Springer.

Tom Brown, Benjamin Mann, Nick Ryder, Melanie Subbiah, Jared D Kaplan, Prafulla Dhariwal, Arvind Neelakantan, Pranav Shyam, Girish Sastry, Amanda Askell, Sandhini Agarwal, Ariel Herbert-Voss, Gretchen Krueger, Tom Henighan, Rewon Child, Aditya Ramesh, Daniel Ziegler, Jeffrey Wu, Clemens Winter, Chris Hesse, Mark Chen, Eric Sigler, Mateusz Litwin, Scott Gray, Benjamin Chess, Jack Clark, Christopher Berner, Sam McCandlish, Alec Radford, Ilya Sutskever, and Dario Amodei. 2020. [Language Models are Few-Shot Learners](#). In *Advances in Neural Information Processing Systems*, volume 33, pages 1877–1901.

Aakanksha Chowdhery, Sharan Narang, Jacob Devlin, Maarten Bosma, Gaurav Mishra, Adam Roberts, Paul Barham, Hyung Won Chung, Charles Sutton, Sebastian Gehrmann, et al. 2023. [PaLM: Scaling language modeling with pathways](#). *Journal of Machine Learning Research*, 24(240):1–113.

Peter Clark, Isaac Cowhey, Oren Etzioni, Tushar Khot, Ashish Sabharwal, Carissa Schoenick, and Oyvind Tafjord. 2018. [Think you have solved question answering? try ARC, the AI2 reasoning challenge](#). *arXiv preprint arXiv:1803.05457*.

Qingxiu Dong, Lei Li, Damai Dai, Ce Zheng, Zhiyong Wu, Baobao Chang, Xu Sun, Jingjing Xu, Lei Li, and Zhifang Sui. 2023. [A Survey on In-context Learning](#). ArXiv:2301.00234 [cs].

Google DeepMind Gemma Team. 2024. Gemma: Open models based on gemini research and technology.

Sai Gurrupu, Ajay Kulkarni, Lifu Huang, Ismini Lourentzou, and Feras A. Batarseh. 2023. [Rationalization for Explainable NLP: A Survey](#). *Frontiers in Artificial Intelligence*, 6.

Jie Huang and Kevin Chen-Chuan Chang. 2023. [Towards Reasoning in Large Language Models: A Survey](#). In *Findings of the Association for Computational Linguistics: ACL 2023*, pages 1049–1065. Association for Computational Linguistics.

Shiyuan Huang, Siddarth Mamidanna, Shreedhar Jangam, Yilun Zhou, and Leilani H. Gilpin. 2023. [Can Large Language Models Explain Themselves? A Study of LLM-Generated Self-Explanations](#). ArXiv:2310.11207 [cs].

Albert Q Jiang, Alexandre Sablayrolles, Arthur Mensch, Chris Bamford, Devendra Singh Chaplot, Diego de las Casas, Florian Bressand, Gianna Lengyel,

- Guillaume Lample, Lucile Saulnier, et al. 2023. [Mistral 7b](#). *arXiv preprint arXiv:2310.06825*.
- Takeshi Kojima, Shixiang Shane Gu, Machel Reid, Yutaka Matsuo, and Yusuke Iwasawa. 2022. [Large language models are zero-shot reasoners](#). *Advances in Neural Information Processing Systems, NeurIPS22*, 35:22199–22213.
- Satyapriya Krishna, Jiaqi Ma, Dylan Slack, Asma Ghandeharioun, Sameer Singh, and Himabindu Lakkaraju. 2023a. [Post Hoc Explanations of Language Models Can Improve Language Models](#). In *Advances in Neural Information Processing Systems, NeurIPS23*.
- Satyapriya Krishna, Jiaqi Ma, Dylan Slack, Asma Ghandeharioun, Sameer Singh, and Himabindu Lakkaraju. 2023b. [Post Hoc Explanations of Language Models Can Improve Language Models](#). ArXiv:2305.11426 [cs].
- Andrew Lampinen, Ishita Dasgupta, Stephanie Chan, Kory Mathewson, Mh Tessler, Antonia Creswell, James McClelland, Jane Wang, and Felix Hill. 2022. [Can language models learn from explanations in context?](#) In *Findings of the Association for Computational Linguistics: EMNLP 2022*, pages 537–563. Association for Computational Linguistics.
- Scott M. Lundberg and Su-In Lee. 2017. [A unified approach to interpreting model predictions](#). In *Proc. of the 31st Int. Conf. on Neural Information Processing Systems, NIPS'17*, pages 4768–4777.
- Andreas Madsen, Sarath Chandar, and Siva Reddy. 2024. [Are self-explanations from Large Language Models faithful?](#) ArXiv:2401.07927 [cs].
- Vivek Miglani, Aobo Yang, Aram Markosyan, Diego Garcia-Olano, and Narine Kokhlikyan. 2023. [Using Captum to Explain Generative Language Models](#). In *Proc. of the 3rd Workshop for Natural Language Processing Open Source Software (NLP-OSS 2023)*, pages 165–173. Association for Computational Linguistics.
- Christoph Molnar. 2020. [Interpretable Machine Learning](#). Lulu.com.
- Adam Paszke, Sam Gross, Francisco Massa, Adam Lerer, James Bradbury, Gregory Chanan, Trevor Killeen, Zeming Lin, Natalia Gimelshein, Luca Antiga, et al. 2019. [Pytorch: An imperative style, high-performance deep learning library](#). *Advances in neural information processing systems*.
- Fabian Pedregosa, Gaël Varoquaux, Alexandre Gramfort, Vincent Michel, Bertrand Thirion, Olivier Grisel, Mathieu Blondel, Peter Prettenhofer, Ron Weiss, Vincent Dubourg, et al. 2011. [Scikit-learn: Machine learning in python](#). *Journal of Machine Learning Research*, 12:2825–2830.
- Nils Reimers and Iryna Gurevych. 2019. [Sentence-BERT: Sentence Embeddings using Siamese BERT-Networks](#). In *Proc. of the 2019 Conf. on Empirical Methods in Natural Language Processing and the 9th Int. Joint Conf. on Natural Language Processing (EMNLP-IJCNLP)*, pages 3982–3992. Association for Computational Linguistics.
- Marco Tulio Ribeiro, Sameer Singh, and Carlos Guestrin. 2016. ["Why Should I Trust You?": Explaining the Predictions of Any Classifier](#). In *Proc. of the 22nd ACM SIGKDD Int. Conf. on Knowledge Discovery and Data Mining, KDD '16*, pages 1135–1144. Association for Computing Machinery.
- Maarten Sap, Hannah Rashkin, Derek Chen, Ronan Le Bras, and Yejin Choi. 2019. [Social IQa: Commonsense reasoning about social interactions](#). In *Proceedings of the 2019 Conference on Empirical Methods in Natural Language Processing and the 9th International Joint Conference on Natural Language Processing (EMNLP-IJCNLP)*, pages 4463–4473, Hong Kong, China. Association for Computational Linguistics.
- Rylan Schaeffer, Brando Miranda, and Sanmi Koyejo. 2023. [Are Emergent Abilities of Large Language Models a Mirage?](#) ArXiv:2304.15004 [cs].
- Avanti Shrikumar, Peyton Greenside, and Anshul Kundaje. 2017. [Learning important features through propagating activation differences](#). In *Proc. of the 34th Int. Conf. on Machine Learning, ICML*, volume 70 of *ICML'17*, pages 3145–3153. JMLR.org.
- Aarohi Srivastava, Abhinav Rastogi, Abhishek Rao, Abu Awal Md Shoeb, Abubakar Abid, Adam Fisch, Adam R Brown, Adam Santoro, Aditya Gupta, Adrià Garriga-Alonso, et al. 2022. [Beyond the imitation game: Quantifying and extrapolating the capabilities of language models](#). *arXiv preprint arXiv:2206.04615*.
- Mukund Sundararajan, Ankur Taly, and Qiqi Yan. 2017. [Axiomatic attribution for deep networks](#). In *Proc. of the 34th Int. Conf. on Machine Learning, ICML*, volume 70 of *ICML'17*, pages 3319–3328. JMLR.org.
- Alon Talmor, Jonathan Herzig, Nicholas Lourie, and Jonathan Berant. 2019. [CommonsenseQA: A question answering challenge targeting commonsense knowledge](#). In *Proceedings of the 2019 Conference of the North American Chapter of the Association for Computational Linguistics: Human Language Technologies, Volume 1 (Long and Short Papers)*, pages 4149–4158, Minneapolis, Minnesota. Association for Computational Linguistics.
- Romal Thoppilan, Daniel De Freitas, Jamie Hall, Noam Shazeer, Apoorv Kulshreshtha, Heng-Tze Cheng, Alicia Jin, Taylor Bos, Leslie Baker, Yu Du, et al. 2022. [Lamda: Language models for dialog applications](#). *arXiv preprint arXiv:2201.08239*.

Hugo Touvron, Thibaut Lavril, Gautier Izacard, Xavier Martinet, Marie-Anne Lachaux, Timothée Lacroix, Baptiste Rozière, Naman Goyal, Eric Hambro, Faisal Azhar, Aurelien Rodriguez, Armand Joulin, Edouard Grave, and Guillaume Lample. 2023. [LLaMA: Open and Efficient Foundation Language Models](#). ArXiv:2302.13971 [cs].

Lewis Tunstall, Edward Beeching, Nathan Lambert, Nazneen Rajani, Kashif Rasul, Younes Belkada, Shengyi Huang, Leandro von Werra, Clémentine Fourrier, Nathan Habib, Nathan Sarrazin, Omar Sanseviero, Alexander M. Rush, and Thomas Wolf. 2023. [Zephyr: Direct Distillation of LM Alignment](#). ArXiv:2310.16944 [cs].

Xuezhi Wang, Jason Wei, Dale Schuurmans, Quoc Le, Ed Chi, Sharan Narang, Aakanksha Chowdhery, and Denny Zhou. 2023. [Self-Consistency Improves Chain of Thought Reasoning in Language Models](#). In *Proc. of the 11th Int. Conf. on Learning Representations, ICLR23*.

Jason Wei, Yi Tay, Rishi Bommasani, Colin Raffel, Barret Zoph, Sebastian Borgeaud, Dani Yogatama, Maarten Bosma, Denny Zhou, Donald Metzler, et al. 2022. [Emergent abilities of large language models](#). *arXiv preprint arXiv:2206.07682*.

Jason Wei, Xuezhi Wang, Dale Schuurmans, Maarten Bosma, Brian Ichter, Fei Xia, Ed Chi, Quoc Le, and Denny Zhou. 2023. [Chain-of-Thought Prompting Elicits Reasoning in Large Language Models](#). ArXiv:2201.11903 [cs].

Thomas Wolf, Lysandre Debut, Victor Sanh, Julien Chaumond, Clement Delangue, Anthony Moi, Pierric Cistac, Tim Rault, Rémi Louf, Morgan Funtowicz, et al. 2020. [Transformers: State-of-the-art natural language processing](#). In *Proc. of the Conf. on Empirical Methods in Natural language Processing: system demonstrations, EMNLP*, pages 38–45.

Shunyu Yao, Dian Yu, Jeffrey Zhao, Izhak Shafran, Thomas L. Griffiths, Yuan Cao, and Karthik Narasimhan. 2023. [Tree of Thoughts: Deliberate Problem Solving with Large Language Models](#). ArXiv:2305.10601 [cs].

Zhuosheng Zhang, Aston Zhang, Mu Li, and Alex Smola. 2022. [Automatic Chain of Thought Prompting in Large Language Models](#). ArXiv:2210.03493 [cs].

Zhuosheng Zhang, Aston Zhang, Mu Li, and Alex Smola. 2023. [Automatic Chain of Thought Prompting in Large Language Models](#). In *Proc. of the 11th Int. Conf. on Learning Representations, ICLR23*.

Haiyan Zhao, Hanjie Chen, Fan Yang, Ninghao Liu, Huiqi Deng, Hengyi Cai, Shuaiqiang Wang, Dawei Yin, and Mengnan Du. 2024. [Explainability for Large Language Models: A Survey](#). *ACM Transactions on Intelligent Systems and Technology*.

A Appendix

A.1 Scientific libraries

We used several open-source libraries in this work: pytorch (Paszke et al., 2019), HuggingFace transformers (Wolf et al., 2020) sklearn (Pedregosa et al., 2011) and Captum (Miglani et al., 2023). We will make our code available upon acceptance to facilitate reproduction and further research.

A.2 SLMs implementation Details

Small Language Models. The library used to import the pretrained SLMs is Hugging-Face. In particular, the backbone version of Mistral is mistralai/Mistral-7B-Instruct-v0.2 the one of Zephyr is

HuggingFaceH4/zephyr-7b-beta, and the one of Gemma is google/gemma-2b-it.

Instruction special tokens. The special tokens to use SLMs in instruction mode were the followings:

- Mistral-7B-Instruct-v0.2
 - user_token = '[INST]'
 - assistant_token = '[/INST]'
 - stop_token = '</s>'
- Zephyr-7b-beta
 - user_token = '<|user|>'
 - assistant_token = '<|assistant|>' =
 - stop_token = '</s>'
- Gemma-2b-it
 - user_token = '<start_of_turn>user' =
 - assistant_token = '<start_of_turn>model' =
 - stop_token = '<eos>'

Text generation. Text generation was performed using the native functions of the Hugging Face library: generate. The generate function has been used with the following parameters:

- max_new_tokens = 300
- do_sample = True
- num_beams = 2
- no_repeat_ngram_size = 2
- early_stopping = True

AMPLIFY implementation AMPLIFY has been implemented by fine tuning one BERT-base per training set. Table 4 gives more information about AMPLIFY proxy models used to generate *topk* explanations to enhance the prompt. The *topk* post-hoc explanation method used was DeepLift.

Dataset	Accuracy (%)	nb epoch	Proxy model
ARC Challenge	25.7	25	BERT-base
Causal Judgment	52.6	25	BERT-base
CQA	20.9	25	BERT-base
Snarks	61.1	25	BERT-base
SIQA	56.8	10	BERT-base

Table 4: AMPLIFY proxy models performance and number of epochs by dataset.

A.3 Experimental protocol details

		Experiment		
		Mistral and Zephyr	Mistral <i>topk</i> ablation study	Gemma-2B
Corresponding table		1	2	3
Nb runs		1	10	5
Test set size	ARC Challenge	300	150	150
	Causal Judgment	36	36	36
	CQA	300	150	150
	Snarks	39	39	39
	SIQA	300	150	150

Table 5: Experimental protocols details. Number of runs and test set sizes vary depending on the performed analysis.

Table 5 shows the experimental protocol details of the performed analysis. Test set size is 39 for Snarks and 36 for Causal Judgment for every experiment. However, test sets are obtained by randomly sampling for ARC Challenge, CQA and SIQA with a varying size. Number of runs can also vary from one experiment to another. This is due to the high computational cost of running Self-AMPLIFY and its competitors with various selection strategy modalities on such a high number of datasets and texts. Since Gemma-2B is a smaller model than Zephyr and Mistral, the experiment contains 5 runs. Since the ablation study only concerns 3 Self-AMPLIFY modalities and a random baseline, experiment contains 10 runs. Test size is however smaller for ARC Challenge, CQA and SIQA.

A.4 Prompting format

Here we provide some details of different prompts used to give instructions to SLMs.

Prompt for Self_topk rationale generation user

Choose the right answer with the $\langle \text{topk} \rangle$ most important keywords used to answer. Example: The answer is (A), the $\langle \text{topk} \rangle$ most important keywords to make the prediction are "word₁", ... and "word_k"

Preprompt for Self_exp rationale generation user

Choose the right answer and generate a concise $\langle n_steps \rangle$ -step explanation, with only one sentence per step. Example: The answer is (A), $\langle n_steps \rangle$ -step explanation: step₁, step₂, ..., step_n.

Final ICL n-samples prompt example based on topk rationales

user

You are presented with multiple choice question, where choices will look like (A), (B), (C) or (D), generate $\langle \text{topk_words} \rangle$ keywords providing hints and generate the right single answer Ouput example: The $\langle \text{topk_words} \rangle$ keywords "word₁", "word₂" ... and "word_k" are important to predict that the answer is (A)

$\langle \text{question}_1 \rangle$

assistant

$\langle \text{rationale}_1 \rangle$

$\langle \text{answer}_1 \rangle$

...

user

$\langle \text{question}_n \rangle$

assistant

$\langle \text{rationale}_n \rangle$

$\langle \text{answer}_n \rangle$

user

$\langle \text{question}_{n+1} \rangle$

A.5 Post hoc attribution explanation methods

Captum library. Post hoc attribution has been computed using the Captum (Miglani et al., 2023) library. Self-AMPLIFY implements additional post hoc attribution methods as compared to those presented in our paper. These additional post hoc attribution methods can be used in the Self-AMPLIFY framework to generate rationales. Overall, we implement the following methods:

- Gradient-based

- GradientXActivation
- IntegratedGradients
- DeepLift
- Perturbation-based
 - FeatureAblation
 - Lime
 - KernelShap
 - ShapleyValueSampling
 - ShapleyValues

Attribution implementation details. In particular, gradient-based approach are computed with respect to the SLM embedding layer (layer = `model.model.embed_tokens`).

The parameters used to computed DeepLift and KernelShap were Captum’s default settings. In particular, KernelShap was computed with `n_samples = 350`

Baseline choice. The baseline choice is decisive for DeepLift computation. The baseline is selected so that importance is only computed with respect to the initial prompt, so that special tokens and preprompt have a null attribution. The baseline is thus constructed as a modified version of the text on which DeepLift is applied. Therefore, the part of the baseline where the attribution must have a non-zero value (here statement, question and possible answer) is replaced with padding.

A.6 Impact of *topk* explanation length and context size

Figure 4 shows the evolution of the accuracy of Self-AMPLIFY with respect to the *topk* hyperparameter. It turns out that the *topk* explanation length does not seem to have an impact on the accuracy. Every *topk* value gives better results than IO prompting. Figure 5 shows the evolution of the accuracy of Self-AMPLIFY and IO prompting with respect to context size. Evaluation is made with Mistral and Zephyr and the Causal Judgment dataset. Most context sizes result in better Self-AMPLIFY result as compared to IO.

A.7 Self-AMPLIFY and competitors generated text example

Figure 6, 7, 8, 9 and 10 show several examples of generated texts conditioned by different rationale generators for every analyzed datasets.

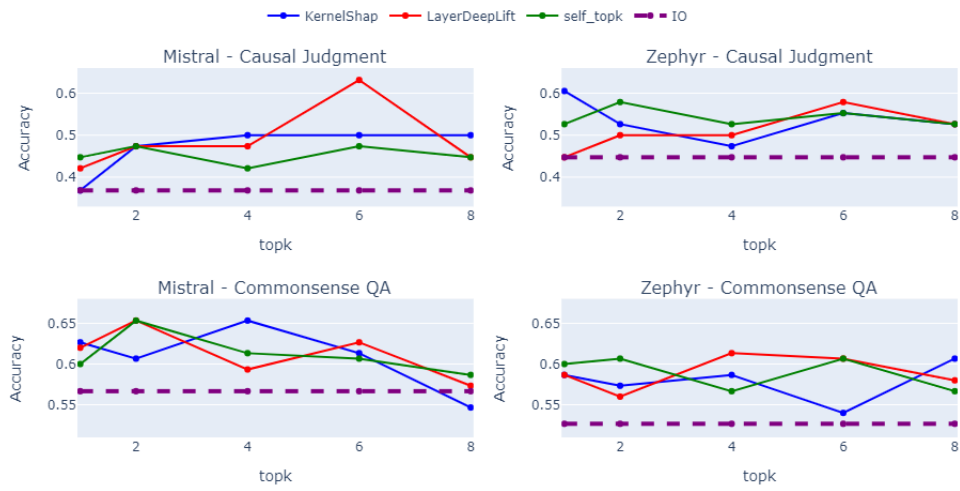


Figure 4: Accuracy (%) of classical IO prompting and Self-AMPLIFY for different *topk* post hoc explainers and different *topk* values. Evaluation is made with Mistral and Zephyr on Commonsense QA and Causal Judgment datasets.



Figure 5: Accuracy (%) of Self-AMPLIFY and classical IO prompting for different context sizes. Evaluation is made with Mistral and Zephyr for every selection strategy on the Causal Judgment dataset.

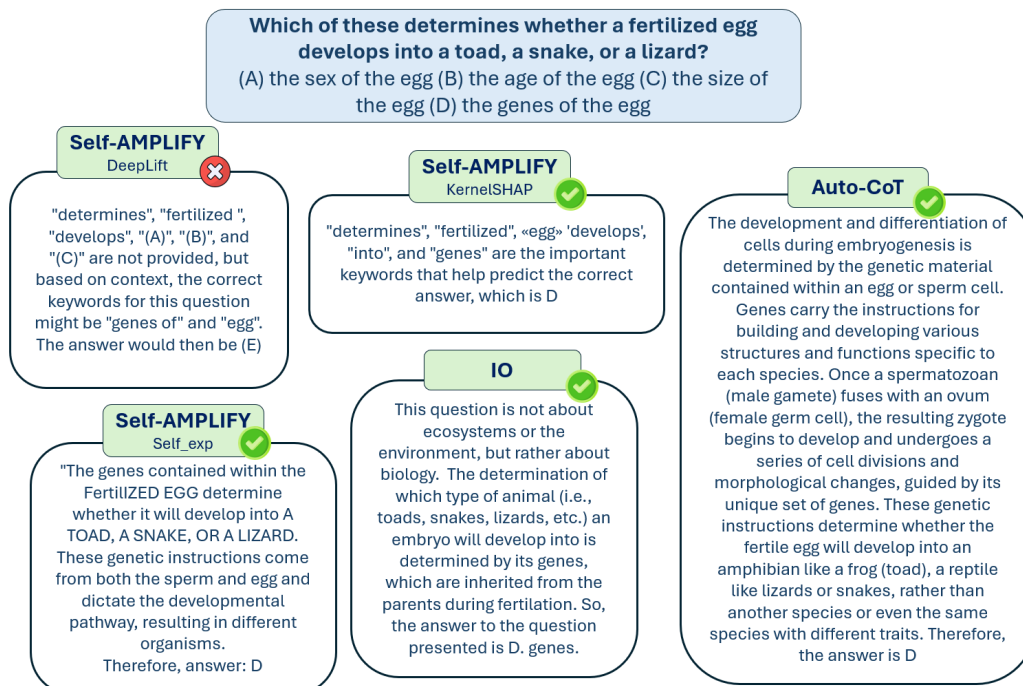


Figure 6: ARC Challenge answers conditioned by different ICL prompt built from different rationale generators.

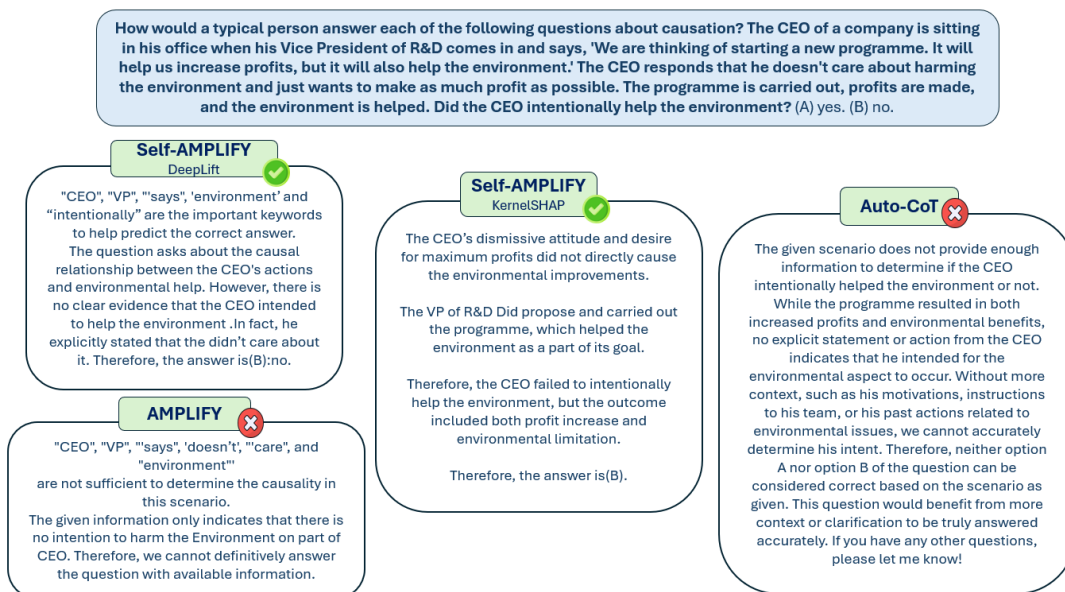


Figure 7: Causal Judgment answers conditioned by different ICL prompt built from different rationale generators.

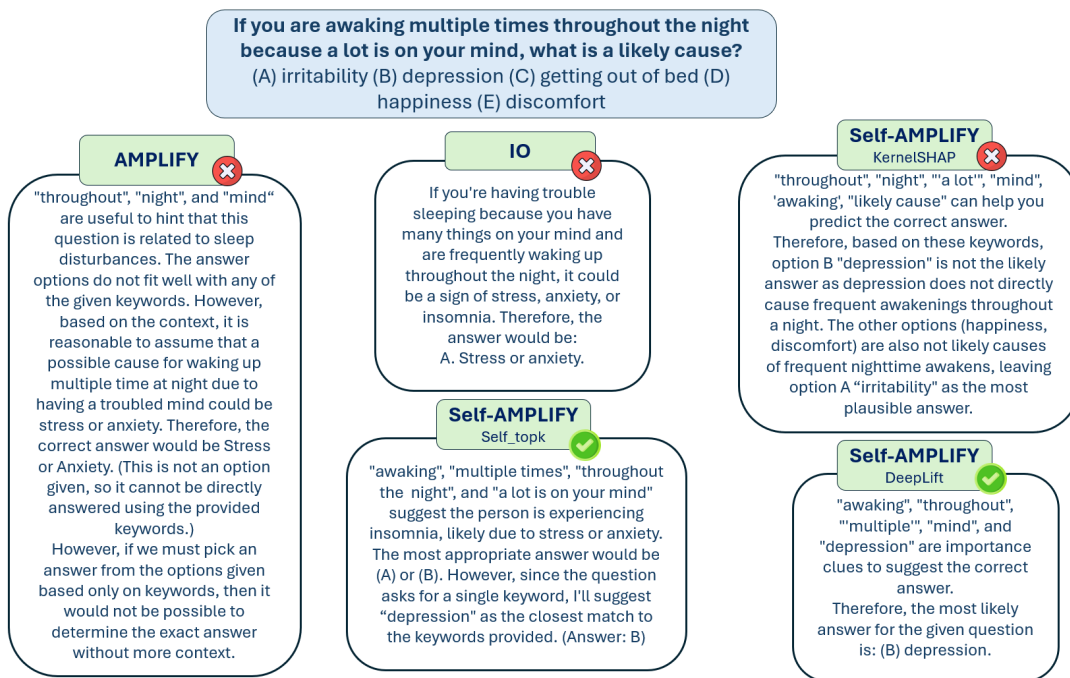


Figure 8: Commonsense QA answers conditioned by different ICL prompt built from different rationale generators.

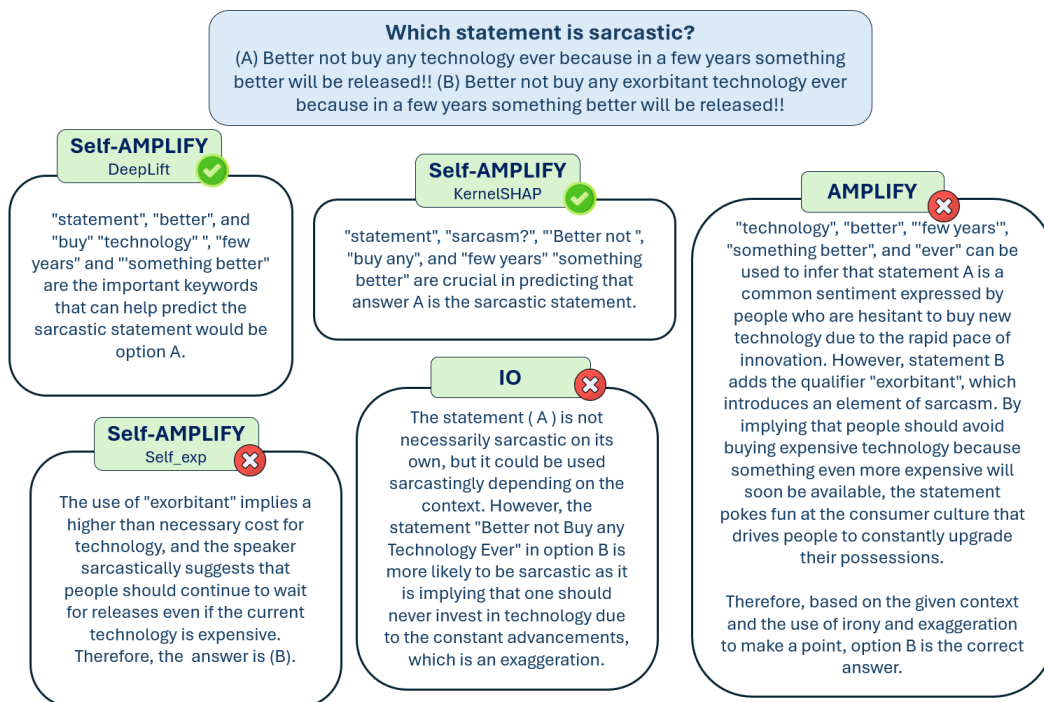


Figure 9: Snarks answers conditioned by different ICL prompt built from different rationale generators.

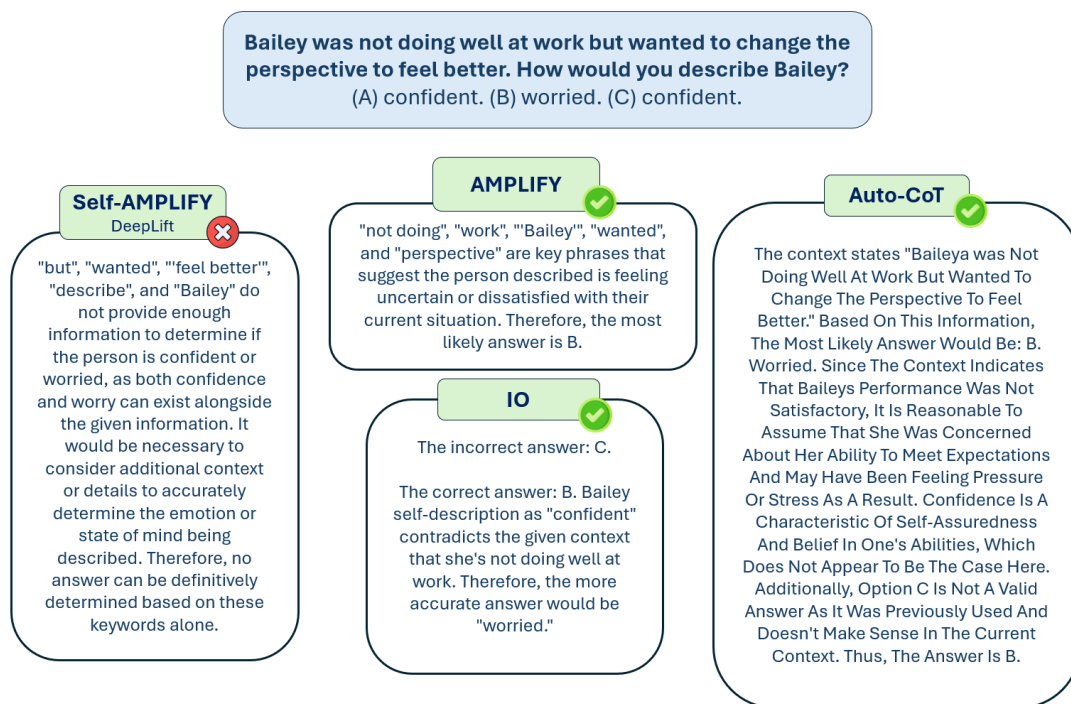


Figure 10: SIQA answers conditioned by different ICL prompt built from different rationale generators.