

Combinatorial correlation functions in three-dimensional eight-vertex models

Igor G. Korepanov

November 2023 – February 2024

Abstract

A new version of the self-similarity spin transform on three-dimensional cubic lattices is proposed that makes possible calculation of nontrivial spin correlations in a “combinatorial” model, in which all permitted spin configurations have equal probabilities.

1 Introduction

1.1 What this paper is about

In this paper, we deal with finite parts of a three-dimensional *cubic lattice* \mathbb{Z}^3 . This lattice consists of points in Euclidean space \mathbb{R}^3 having integer coordinates; below we call these points *vertices*. Besides vertices, we will need *edges*—these are, by definition, straight line segments of length one joining two vertices. Each edge is, this way, parallel to one of coordinate axes. Moreover, each edge is *directed*, namely in the (positive) direction of the corresponding coordinate axis.

When we speak about a finite part \mathcal{P} of our lattice, we always assume that it includes, together with any of its vertices v , all six of its adjacent edges. If such an edge e has no vertex on its other end (that is, that vertex is not in \mathcal{P}), then we say that e is an *input* edge for \mathcal{P} if e is directed towards v , or *output* edge if e is out of v .

Next, we assume that there is a “spin” variable attached to each edge of \mathcal{P} and taking values in a set of two elements. Below, we identify that set with the smallest finite field \mathbb{F}_2 ; its elements are denoted simply as 0 and 1, if no confusion with decimal digits is expected.

There are, this way, six spin variables around each vertex; if their values are given, we say that a *local spin configuration* is given. Suppose we have declared some of such configurations *permitted* (and the rest of them *prohibited*). If there are spin values given on all edges of \mathcal{P} and such that their configuration around

each vertex in \mathcal{P} is permitted, we say that there is a permitted spin configuration on the whole \mathcal{P} .

Assume now that all permitted spin configurations on \mathcal{P} have equal probabilities (and prohibited ones have probability zero; we are thus in a “classical definition of probability” context). We can then pose the question of calculating different *correlation functions*—we use this term broadly for any “joint” probabilities and, more specifically, we consider in this paper the probabilities of the events that two, three, or four different spins all take the value zero.

This problem is hard and not expected to be solved in full generality. We begin here with a relatively simple case when three output spins, for each separate vertex, depend \mathbb{F}_2 -linearly on three input spins; dependence is given by a 3×3 matrix A with entries in \mathbb{F}_2 , the same for all vertices. This implies that there are only eight permitted among $2^6 = 64$ local spin configurations, and that is why we call our construction “eight-vertex model”. This model may look a bit rigid; nevertheless, it is genuinely three-dimensional, and reveals both fascinating mathematical structures and nontrivial calculation results for the correlations.

1.2 The methods used

We further develop the “algebraic self-similarity” theory for models associated with finite fields. Here we do it for the case of field characteristic two.

Recall that algebraic self-similarity was discovered in [3]. It was inspired, from the physics side, by the Kadanoff–Wilson theory [2, 4], and from the side of mathematics, by Hietarinta’s work [1]. An important difference from Hietarinta’s paper is, however, that we do *not* use any “integrability” conditions like Zamolodchikov’s tetrahedron equation [5].

1.3 Remarks on Boltzmann weights

Equal probabilities for all permitted spin configurations on a finite part \mathcal{P} of cubic lattice can of course be obtained from the following *local Boltzmann weights*. Assign weight 1 to any permitted local spin configuration c_v around any vertex v , and 0 to any prohibited c_v . Then proceed as usual: Boltzmann weight $W(c)$ for a configuration c on the whole \mathcal{P} is the product of weights $w(c_v)$ of its local restrictions c_v over all vertices v :

$$W(c) = \prod_v w(c_v)$$

(this is again one or zero), and the probability of c is

$$P(c) = \frac{W(c)}{\sum_{\text{all } c} W(c)}. \quad (1)$$

The denominator in the rhs of (1) is called *state sum*; with our Boltzmann weights, it is of course nothing but the number of all permitted c .

In this paper, we consider only such “combinatorial” probabilities. There is, however, a strong indication that *arbitrary real positive* Boltzmann weights can also, in the future, be included in our theory: it has already been shown that algebraic self-similarity can work for them as well, see [3, Section VII].

1.4 The results

The results of this paper consist, first, in the discovery of such \mathbb{F}_2 -linear transformation of our spin variables that makes possible calculating correlations even for spins that are far away from each other, and second, in the actual calculations of these correlations. Below in this subsection, we

- recall the general scheme of this spin transformation,
- explain what difficulties occurred with its realization in [3] and can be overcome with the new realization proposed in this paper,
- describe the kinds of correlations calculated in this paper.

1.4.1 General facts about the linear transformation of spin variables that apply to both its version in [3] and its new version introduced below in Section 2

Let $A = (a_{ij})$ be a 3×3 matrix whose entries lie in a field F of characteristic two, and consider a part \mathcal{P} of cubic lattice in the form of $2 \times 2 \times 2$ block, such as shown in Figure 1, with matrix A in each of its eight vertices. Block \mathcal{P} represents a 12×12 matrix acting in the direct sum $V_1 \oplus V_2 \oplus V_3$ of three 4-dimensional F -linear spaces corresponding to the three directions of coordinate axes. We write the elements of any of these V_i (here as well as in [3]) as *row* 4-vectors whose components correspond to the four inputs or outputs taken in the following natural order: for an i -th coordinate axis, denote the (numbers of) two remaining axes as j and k , with $j < k$, then the inputs/outputs are numbered as follows:

$$\begin{array}{cc} 1 & 2 \\ 3 & 4 \end{array} \tag{2}$$

direction of the j -th axis: \downarrow
direction of the k -th axis: \rightarrow

It was found in [3] that, under a “general position” condition (reproduced in this paper as formula (6) below), block \mathcal{P} is a direct sum of *four* linear operators, each acting in its own *three-dimensional* linear space W_j , $j = 1, \dots, 4$, whose

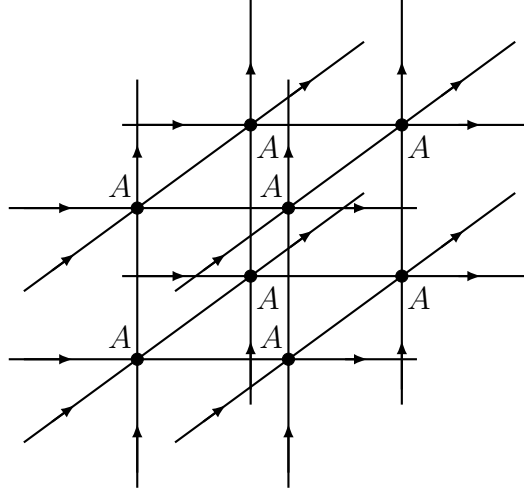


Figure 1: $2 \times 2 \times 2$ block. At each vertex, 3×3 matrix A transforms the row of three input field F elements into the row of three output elements. The positions in a row correspond (in a fixed way) to three edge directions. Field $F = \mathbb{F}_2$ almost everywhere in this paper

dimensions correspond to the coordinate axes. Moreover, in matrix form, this direct sum decomposition looks as

$$\tilde{A} \oplus \tilde{A} \oplus \tilde{A} \oplus (\tilde{A})^T, \quad (3)$$

where \tilde{A} is obtained from A by the Frobenius endomorphism of its entries: $a_{ij} \mapsto a_{ij}^2$.

This means that new bases can be introduced in spaces V_i , such that if we denote the new basis vectors in V_i as $\mathbf{e}_1^{(i)}, \mathbf{e}_2^{(i)}, \mathbf{e}_3^{(i)}, \mathbf{e}_4^{(i)}$, then W_j has, by definition, basis vectors $\mathbf{e}_j^{(1)}, \mathbf{e}_j^{(2)}, \mathbf{e}_j^{(3)}$. This way,

$$V_1 \oplus V_2 \oplus V_3 = W_1 \oplus W_2 \oplus W_3 \oplus W_4, \quad (4)$$

as needed.

Remark. Beware that we have slightly changed the notations and the order of basis vectors and matrices w.r.t. [3, Section V.A]: in [3], $(\tilde{A})^T$ came first, and we renamed $\mathbf{f}^{(i)}$ into $\mathbf{e}_4^{(i)}$.

We typically use *row* vectors (here as well as in [3], although *column* vectors will also appear in this paper, starting from Subsection 3.2), so our matrices act on them from the *right*. In particular, let $(x_j^{(i)})_{\substack{i=1,2,3 \\ j=1,2,3,4}}$ be coordinates of a vector in the space (4) w.r.t. basis vectors $\mathbf{e}_j^{(i)}$, then \mathcal{P} acts on them as follows

(decomposition (3) in a more detailed form):

$$\begin{aligned} \begin{pmatrix} x_j^{(1)} & x_j^{(2)} & x_j^{(3)} \end{pmatrix} &\mapsto \begin{pmatrix} x_j^{(1)} & x_j^{(2)} & x_j^{(3)} \end{pmatrix} \tilde{A} \quad \text{for } j = 1, 2, 3, \\ \begin{pmatrix} x_4^{(1)} & x_4^{(2)} & x_4^{(3)} \end{pmatrix} &\mapsto \begin{pmatrix} x_4^{(1)} & x_4^{(2)} & x_4^{(3)} \end{pmatrix} (\tilde{A})^T. \end{aligned} \tag{5}$$

We can then take a $2^n \times 2^n \times 2^n$ block of matrices A , and make such basis transformations iteratively. That is, we first do it in each $2 \times 2 \times 2$ sub-block and represent each of the resulting matrices from decomposition (3) as a vertex. The way how $2 \times 2 \times 2$ sub-blocks are assembled together means for these new vertices that they are assembled into four separate $2^{n-1} \times 2^{n-1} \times 2^{n-1}$ blocks, three made of copies of \tilde{A} , and one—of copies of $(\tilde{A})^T$.

Then we proceed similarly in each of these blocks, and so on; the final result that we obtain after n steps is, as [3, Corollary 11] states, such bases where our initial block is represented by a direct sum of $2^{2n-1} + 2^{n-1}$ matrices $A^{(n)}$ and $2^{2n-1} + 2^{n-1}$ matrices $(A^{(n)})^T$, where $A^{(n)}$ is obtained from A by applying the Frobenius endomorphism n times.

1.4.2 Why our new version of spin transform is needed

One essential difficulty with our old bases in V_1 , V_2 and V_3 , written out in [3, Formulas (21), (23) and (24)], was that it was hard, if possible at all, to obtain a general explicit expression for the resulting transform for a $2^n \times 2^n \times 2^n$ block with an arbitrary n . This is why we consider it important that we can now propose another version of the same construction (described in the same general words as in Subsubsection 1.4.1, but the concrete formulas for new bases will be different from [3]), where the transform for an arbitrary n is quite easily written. We call it now “transformation from i -spins (initial spins) to t -spins (transformed spins)”.

1.4.3 Correlations calculated in this paper

We consider correlations for blocks $2^n \times 2^n \times 2^n$, with *cyclic* (triply periodic) boundary conditions. That is, spin on each output edge is required to coincide with its input counterpart lying on the same straight line parallel to one of coordinate axes. Then we take spins on all input/output edges parallel to the *first* axis (due to the cyclic boundary conditions, this is the same as if we took all edges intersecting *any* fixed plane perpendicular to the first axis and not coming through the vertices), and then we are able to calculate, for a number of specific matrices A , *all* 2-spin, 3-spin and 4-spin correlations for these spins. Interestingly, *4-spin* correlations show quite a nontrivial behavior.

1.5 Contents of the remaining sections

Below,

- in Section 2, we describe our new version of the self-similarity spin transform,
- in Section 3, we describe our approach to spin correlations, and how a Fourier transform can help in calculating them,
- in Section 4, we explain the calculation of probabilities for the individual spins appearing as a result of the spin transform,
- in Section 5, we present calculations for specific three-dimensional eight-vertex models.

2 New bases in thick spaces

2.1 Terminology: *i*-spins and *t*-spins

Below, we work with 3×3 matrices A whose entries lie in a field F of characteristic two. Until Subsection 2.4, we do not specify F , although we keep in mind mainly the smallest field \mathbb{F}_2 of two elements. We think of a $2^n \times 2^n \times 2^n$ block of copies of such matrix A , in accordance with [3, Definition 3], as a matrix that acts in the direct sum $V_1 \oplus V_2 \oplus V_3$ of three $2^n \times 2^n$ -dimensional F -linear spaces corresponding to the three directions of coordinate axes. In [3], we used for such V_j , $j = 1, 2, 3$, the name “thick spaces” (while an individual matrix A was thought of as acting in the direct sum of three “thin”—one-dimensional—linear spaces). We write the elements of any of these V_j as *row* vectors. The entries of these vectors corresponding to individual input edges (and to their output counterparts) are called below *i*-spins—“initial spins” (the *order* of these entries will be specified when necessary).

There is an implied standard basis in such a linear space of row vectors, where k -th basis row has entry $1 \in F$ at the k -th place, and entries $0 \in F$ at all other places. Such basis in any of the spaces V_j will be called *i*-basis.

After we have applied n times our basis changes, in the manner that was described in [3] and recalled in Subsubsection 1.4.1, there appears a new basis in each V . We call it *t*-basis, and the coordinates of a vector w.r.t. this basis—*t*-spins.

We are now going to write out the actual form of the *t*-basis that we are proposing in this paper, concentrating mostly on the space V_1 corresponding to the first coordinate axis.

2.2 Spin transform for a $2 \times 2 \times 2$ block

In this subsection, we introduce our newly discovered *t*-bases in linear spaces V_1, V_2, V_3 . They have the properties described in Subsubsection 1.4.1; below we also summarize these properties in Proposition 1.

We denote entries of matrix A as $a_{jk} \in F$, and their corresponding minors (determinants of A with j -th row and k -th column deleted) as m_{jk} (for instance, $m_{23} = a_{11}a_{32} + a_{12}a_{31}$). We assume the “general position” condition [3, (16)], and write it here as

$$\Delta \stackrel{\text{def}}{=} a_{12}a_{23}a_{31} + a_{13}a_{32}a_{21} \neq 0. \quad (6)$$

2.2.1 Spins at the input or output perpendicular to the first coordinate axis

Our new basis in V_1 (replacing the old basis [3, (21)]) admits the following elegant description. First, we introduce 2×2 matrices G_{ij} as follows:

$$G_{ij} \stackrel{\text{def}}{=} \begin{pmatrix} a_{ij} & m_{ji} \\ a_{ji} & m_{ij} \end{pmatrix}. \quad (7)$$

Then, by definition, our new t -basis for the 2×2 input or output perpendicular to the first coordinate axis—that is, basis $\mathbf{e}_1^{(1)}, \mathbf{e}_2^{(1)}, \mathbf{e}_3^{(1)}, \mathbf{e}_4^{(1)}$ in the linear space V_1 , in the notations of Subsubsection 1.4.1—consists of the rows of the following 4×4 matrix:

$$\begin{pmatrix} \mathbf{e}_1^{(1)} \\ \mathbf{e}_2^{(1)} \\ \mathbf{e}_3^{(1)} \\ \mathbf{e}_4^{(1)} \end{pmatrix} = G_{13} \otimes G_{12}. \quad (8)$$

Each of these rows is the tensor product of a row from G_{13} by a row from G_{12} . In particular, the *fourth* basis vector in (8),

$$\mathbf{e}_4^{(1)} = (a_{31} \ m_{13}) \otimes (a_{21} \ m_{12}) = (a_{31}a_{21} \ a_{31}m_{12} \ m_{13}a_{21} \ m_{13}m_{12}), \quad (9)$$

belongs also to the space W_4 where the transposed matrix A^T acts. It coincides with the *first* basis vector $\mathbf{f}^{(1)}$ in the basis [3, (21)] that we used earlier. It looks convenient, however, for our further calculations to have it at the fourth, rather than the first, place.

The *columns* of (8) correspond to the i -spins at the input/output. Their numbering (2) looks, in this case, as follows:

$$\begin{array}{cc} 1 & 2 \\ 3 & 4 \end{array} \quad (10)$$

direction of the 2nd axis: \downarrow
direction of the 3rd axis: \rightarrow

There is the following simple but important remark.

Important Remark 1. The fact that matrix (8) gives a t -basis can be reformulated in any of the following ways:

- t -basis is obtained by applying matrix (8) to the column of i -basis vectors *from the left*. This is simply because when the i -basis vectors (defined in Subsection 2.1) are assembled together in a column, they form nothing but the 4×4 identity matrix $\mathbb{1}_4$,
- for a given vector in V_1 , the row of its coordinates w.r.t. i -basis is obtained from the row of its coordinates w.r.t. t -basis by action of matrix (8) from the right.

The tensor product form (8) of the t -basis makes it reasonable to think of the t -spins as also organized in a 2×2 lattice like the i -spins in (10). Moreover, we would like to introduce two *ghost coordinate axes* α and β for this arrangement, so that it looks as follows:

$$\begin{array}{cc} 1 & 2 \\ 3 & 4 \end{array} \tag{11}$$

direction of the ghost axis α : \downarrow
direction of the ghost axis β : \rightarrow

There is one more property of key importance that tensor-product basis (8) has: as one can see from the explicit form of matrices (7), it remains the *same* if we change A to A^T , except that its vectors go in the reverse order! This will greatly facilitate our further steps of spin transform, where we will have to work with $2 \times 2 \times 2$ blocks of matrices A^T (we will do it for $F = \mathbb{F}_2$; the Frobenius endomorphism is identical in that case, and matrices A^T appear according to (3)) in parallel with blocks of matrices A . In particular, the *first* row in (8) will belong, in the case of matrices A^T , to the space where A (not transposed) acts.

2.2.2 Spins at the inputs or outputs perpendicular to the other coordinate axes

Explicit expressions for the bases in the linear spaces V_2 and V_3 , corresponding to the two remaining pairs of opposite faces, can be written as follows:

$$\begin{pmatrix} e_2^{(2)} \\ e_1^{(2)} \\ e_3^{(2)} \\ e_4^{(2)} \end{pmatrix} = G_{23} \otimes G_{21}, \quad \begin{pmatrix} e_3^{(3)} \\ e_1^{(3)} \\ e_2^{(3)} \\ e_4^{(3)} \end{pmatrix} = G_{32} \otimes G_{31} \tag{12}$$

(these bases replace our old bases [3, (23) and (24)] in the same spaces).

Important Remark 2. Pay attention to the *order* in which the basis vectors are written in the lhs's of the equalities (12)! Below in this paper, we won't deal with spins on edges parallel to coordinate axes 2 and 3, but the mystery of formulas (12) hint at an interesting combinatorics, to be investigated in the future.

Proposition 1. $2 \times 2 \times 2$ block of matrices A (such as in Figure 1) acts on rows of vector coordinates in bases (8), (12) according to (5) (where, as we remember, \tilde{A} is obtained from A by the Frobenius isomorphism $a_{ij} \mapsto a_{ij}^2$ of all its entries).

Proof. For the time being, it's just a direct calculation. \square

2.3 Binary numbering for matrix rows and columns

The natural basis in a linear space of rows or columns over any field consists of rows, resp. columns, having a unity at one position and zeros at all other positions. If the dimension (= length of rows/columns) of this space is 2^n , with an integer n , then we can number these positions with n -binary-digit numbers using the following simple principle which we explain on the example of rows.

Each basis row is, in this case, the tensor product of n 2-rows, some of which are $(1 \ 0)$ and the others $(0 \ 1)$. We put binary digits in correspondence to these tensor multipliers as follows:

$$(1 \ 0) \mapsto 0_2, \quad (0 \ 1) \mapsto 1_2, \quad (13)$$

and take their *concatenation* in the same order, obtaining thus an n -digit binary number of the basis vector, as well as the position of the unity in it. Our binary numbers take, in this case, values from $\underbrace{0 \dots 0}_n_2$ through $\underbrace{1 \dots 1}_n_2$ (we can omit subscript “2” when no confusion is expected); note that we do not omit possible zeros at the beginning of a number.

We will also need the following slight development of this idea.

Many matrices in this paper, starting with (8), and describing a spin transform, will be of sizes $2^{2n} \times 2^{2n}$, $n = 1, 2, \dots$. Moreover, both rows and columns in such matrices, taken *separately*, will correspond to a position of an i -spin in a $2^n \times 2^n$ face of a $2^n \times 2^n \times 2^n$ spin block, like in (10), or a position of a t -spin in a “ghost plane”, like in (11), or there may be even a “mixed” case, as in (17) below.

It turns out convenient to mark such a position in a $2^n \times 2^n$ lattice by *two* n -digit binary numbers, each taking values in the same way as above, from $\underbrace{0 \dots 0}_n_2$ through $\underbrace{1 \dots 1}_n_2$. Considering i -spins on edges parallel to the first coordinate axis and intersecting a fixed plane perpendicular to them all, we can denote these numbers—“binary 2nd and 3rd coordinates”—as b_2 and b_3 , and call the pair (b_2, b_3) *binary address* of the corresponding i -spin.

Then, for a spin transform matrix whose rows correspond to t -spins and columns—to i -spins, like (8) or bigger matrices (19), (20) introduced below, the *concatenation* $\overline{b_2 b_3}$ can be used as the binary number of its *column*, taking values from $\underbrace{0 \dots 0}_{2n}$ through $\underbrace{1 \dots 1}_{2n}$. For $n = 1$, we will have this way, instead of (10), the

following simple picture:

$$\begin{array}{cc}
& b_3=0 & b_3=1 \\
\begin{array}{c} b_2=0 \\ b_2=1 \end{array} & \begin{array}{|c|c|} \hline 00 & 01 \\ \hline 10 & 11 \\ \hline \end{array}
\end{array} \tag{14}$$

Horizontal and vertical lines are in (14), and below in similar pictures, just for ease of perception.

Similarly, we will use *binary ghost coordinates* α and β along the ghost axes of the same names, directed as in (11). These will also take values from $\underbrace{0 \dots 0}_n$ through $\underbrace{1 \dots 1}_n$; concatenations $\overline{\alpha\beta}$ can be used for numbering the *rows* of a spin transform matrix, and the pair (α, β) will be called (ghost) *binary address* of a t -spin.

2.4 $2^n \times 2^n \times 2^n$ blocks

Below, we restrict ourself to the case of the smallest field $F = \mathbb{F}_2$. This will simplify, among other things, our formulas such as (20) below, because we will have to deal with the *same* matrices A and A^T at every step of the n -step spin transform that we are going to describe, due to the fact that $\tilde{A} = A$ (see (5)).

Consider first a $4 \times 4 \times 4$ block and its 4×4 -face perpendicular to the first axis. The analogue of binary numbering (14) looks now as follows:

$$\begin{array}{cc}
& b_3=00 & b_3=01 & b_3=10 & b_3=11 \\
\begin{array}{c} b_2=00 \\ b_2=01 \\ b_2=10 \\ b_2=11 \end{array} & \begin{array}{|c|c|c|c|} \hline 0000 & 0001 & 0010 & 0011 \\ \hline 0100 & 0101 & 0110 & 0111 \\ \hline 1000 & 1001 & 1010 & 1011 \\ \hline 1100 & 1101 & 1110 & 1111 \\ \hline \end{array}
\end{array} \tag{15}$$

We divide this face into four 2×2 -squares, as shown in (15) (hopefully, it brings no trouble that the squares look like rectangles in our pictures), and, as a first step, produce transformed spins in each of these according to (8). Algebraically, it means that we get new basis in the linear space of 16-rows, consisting of the rows of matrix

$$\mathbb{1}_2 \otimes G_{13} \otimes \mathbb{1}_2 \otimes G_{12}. \tag{16}$$

The *columns* of (16) correspond to i -spins and go in the order of 4-digit binary numbers in (15); $\mathbb{1}_2$ in (15) is a 2×2 identity matrix over \mathbb{F}_2 .

As for the *rows* of (16), there appears a *mixed* binary numbering for them: they go in the order of numbers $\overline{b_2\alpha b_3\beta}$, where $b_2, b_3 = 0, 1$ number the 2×2

squares, while $\alpha, \beta = 0, 1$ number the positions within each 2×2 square:

	$\overline{b_3\beta}=00$	$\overline{b_3\beta}=01$	$\overline{b_3\beta}=10$	$\overline{b_3\beta}=11$	
$\overline{b_2\alpha}=00$	0000	0001	0010	0011	
$\overline{b_2\alpha}=01$	0100	0101	0110	0111	
$\overline{b_2\alpha}=10$	1000	1001	1010	1011	
$\overline{b_2\alpha}=11$	1100	1101	1110	1111	(17)

direction of the 2nd axis and ghost axis α : \downarrow
direction of the 3rd axis and ghost axis β : \rightarrow

Then we do the second—and the last for the $4 \times 4 \times 4$ block—step: do the same transform (8) within every quadruple having *the same ghost coordinates*, like one at the positions highlighted in bold in (17). Algebraically, this means applying the matrix

$$G_{13} \otimes \mathbb{1}_2 \otimes G_{12} \otimes \mathbb{1}_2 \quad (18)$$

from the left to the basis (16) obtained at the previous step (compare Important Remark 1).

The resulting transform is given by the product of (16) and (18), whose rows give the t -basis vectors (and i -spins correspond to its columns):

$$G_{13} \otimes G_{13} \otimes G_{12} \otimes G_{12}. \quad (19)$$

In the general case of a $2^n \times 2^n \times 2^n$ block orthogonal to the first coordinate axis, the algebraic description of the n steps of our spin transform is done in a direct analogy with the $4 \times 4 \times 4$ case considered above: the k -th step consists in multiplying the previously obtained matrix by

$$\underbrace{\mathbb{1}_2 \otimes \cdots \otimes \mathbb{1}_2}_{n-k} \otimes G_{13} \otimes \underbrace{\mathbb{1}_2 \otimes \cdots \otimes \mathbb{1}_2}_{k-1} \otimes \underbrace{\mathbb{1}_2 \otimes \cdots \otimes \mathbb{1}_2}_{n-k} \otimes G_{12} \otimes \underbrace{\mathbb{1}_2 \otimes \cdots \otimes \mathbb{1}_2}_{k-1}.$$

The final result is the following matrix

$$\mathbf{G} = \underbrace{G_{13} \otimes \cdots \otimes G_{13}}_n \otimes \underbrace{G_{12} \otimes \cdots \otimes G_{12}}_n = G_{13}^{\otimes n} \otimes G_{12}^{\otimes n} \quad (20)$$

whose rows are the t -basis vectors.

2.5 Successive spin transforms in pictures

This way, we have organized new basis vectors in the \mathbb{F}_2 -linear space spanned by the initial spins on the face of a cubic block perpendicular to the first coordinate axis—which we call transformed spins—in the *same* $2^n \times 2^n$ *lattice* as we have for the initial basis vectors. We now draw some pictures, in which a *square* (each of

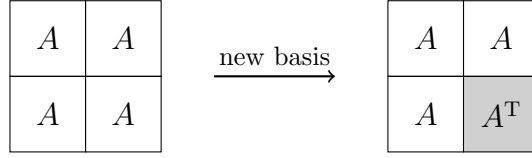


Figure 2: LHS: Input of a $2 \times 2 \times 2$ block, perpendicular to axis 1. Directions of axes 2 and 3 are \downarrow and \rightarrow , respectively. RHS: Four separate inputs after switching to basis (8). Here \downarrow and \rightarrow are directions of the ghost axes α and β

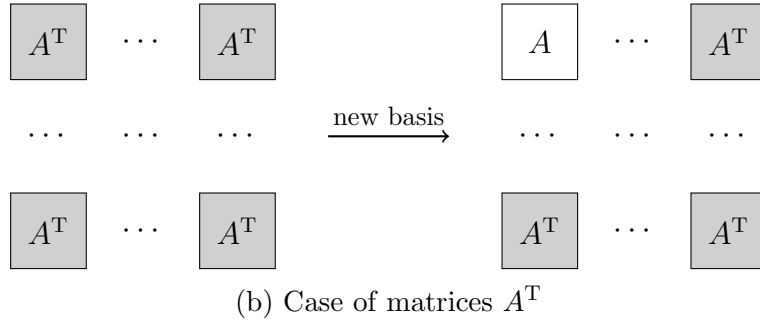
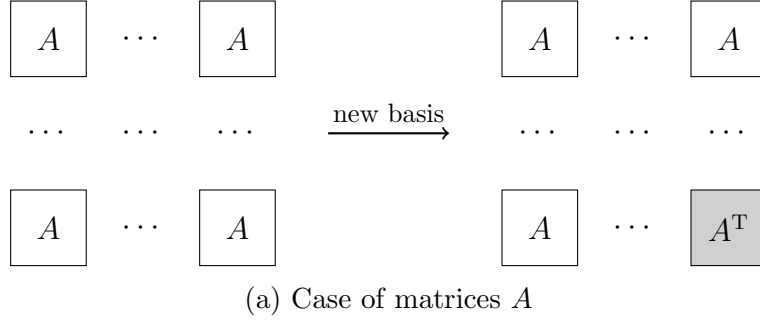


Figure 3: General pictorial representation for a transform of four inputs

the smallest squares in each picture) corresponds to each component of an input vector in the relevant basis. The reader can think that the actual lattice points to which matrices A or A^T belong lie below the centers of the corresponding squares.

First, we divide the $2^n \times 2^n$ input of a $2^n \times 2^n \times 2^n$ block, perpendicular to axis 1, in 2×2 squares, and do the first step—transform to basis (8)—in each such square. We depict this graphically as in Figure 2, showing now the relevant matrices A or A^T according to the fact that A belongs to the three first rows of (8), while A^T belongs to its fourth row (9).

Then we perform more similar steps. Note that, after the first step (as well as after more successive steps), the four input vector components in any quadruple that has to undergo our transform do not lie back-to-back in our pictures. So, the transform of such a quadruple can be depicted as in Figure 3.

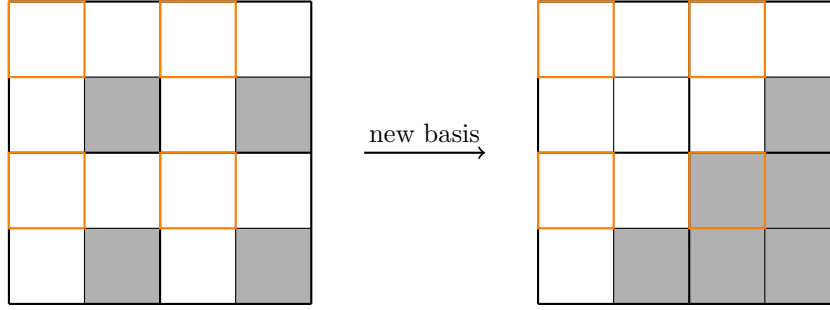


Figure 4: The second step of transforms in a 4×4 square

The second step for a 4×4 square is depicted in Figure 4, where the spins belonging to one quadruple of the type of Figure 3a are circled in orange.

2.6 Which t -spins belong to A and which to A^T for a general n

We number the rows of both $G_{13}^{\otimes n}$ and $G_{12}^{\otimes n}$ in (20) by binary numbers from $\underbrace{0 \dots 0}_n$ through $\underbrace{1 \dots 1}_n$, as described in Subsection 2.3. We denote these respective binary numbers as α and β , in accordance with the axes names in (11).

Proposition 2. *If*

$$\alpha + \beta \geq \underbrace{10 \dots 0}_n = 2_{10}^n, \quad (21)$$

then the corresponding row of matrix \mathbf{G} (20) (t -basis vector) belongs to A^T ; otherwise, it belongs to A .

For $n = 2$, the squares corresponding to A^T are filled in with gray in the rhs of Figure 4.

Proof. Induction in n .

Induction base $n = 1$ is evident.

Consider induction step from n to $n + 1$. Suppose we have an address (α, β) with n -digit binary α and β , that is,

$$\underbrace{0 \dots 0}_n \leq \alpha, \beta < \underbrace{10 \dots 0}_n, \quad (22)$$

as we like to write it in this context.

Let, moreover,

$$\alpha + \beta < \underbrace{10 \dots 0}_n. \quad (23)$$

We have then A at address (α, β) , due to the induction hypothesis.

Doing the spin transform step, we first have four *combined* addresses (in the same sense as in (17)), namely,

$$\begin{array}{ccc} (\overline{0\alpha}, \overline{0\beta}) & \dots & (\overline{0\alpha}, \overline{1\beta}) \\ \vdots & & \vdots \\ (\overline{1\alpha}, \overline{0\beta}) & \dots & (\overline{1\alpha}, \overline{1\beta}) \end{array}, \quad (24)$$

where 0's and 1's belong to coordinate axes x_2 or x_3 .

Then, “pure” t -spin addresses appear at the same places. Treating the addresses in (24) as such pure addresses, and taking (22) and (23) into account, we see that

$$\begin{aligned} \overline{0\alpha} + \overline{0\beta} &< 1 \underbrace{0 \dots 0}_{n+1}, & \overline{0\alpha} + \overline{1\beta} &< 1 \underbrace{0 \dots 0}_{n+1}, \\ \overline{1\alpha} + \overline{0\beta} &< 1 \underbrace{0 \dots 0}_{n+1}, & \text{but } \overline{1\alpha} + \overline{1\beta} &\geq 1 \underbrace{0 \dots 0}_{n+1}. \end{aligned} \quad (25)$$

Inequalities (25) mean that three A 's and one A^T appear exactly where desired.

If, on the contrary, we begin the induction step with

$$\alpha + \beta \geq 1 \underbrace{0 \dots 0}_n, \quad (26)$$

that is, address (α, β) belonging to A^T , then it follows from (22) and (26) that

$$\begin{aligned} \overline{0\alpha} + \overline{0\beta} &< 1 \underbrace{0 \dots 0}_{n+1}, & \text{but } \overline{0\alpha} + \overline{1\beta} &\geq 1 \underbrace{0 \dots 0}_{n+1}, \\ \overline{1\alpha} + \overline{0\beta} &\geq 1 \underbrace{0 \dots 0}_{n+1}, & \overline{1\alpha} + \overline{1\beta} &\geq 1 \underbrace{0 \dots 0}_{n+1}. \end{aligned} \quad (27)$$

Inequalities (27) mean, again, that the matrices appear where desired, and this time they are one A and three A^T 's. \square

In terms of our pictures, the squares filled with gray in the rhs of Figure 4 correspond to t -spin addresses satisfying (21) for $n = 2$.

2.7 Inverting the spin transform

It turns out that condition (6) ensures the *invertibility* of our spin transform. Moreover, the inversion is easily done explicitly.

The inverse of matrix G_{ij} (7) looks as follows:

$$B_{ij} \stackrel{\text{def}}{=} G_{ij}^{-1} = \frac{1}{\Delta} \begin{pmatrix} m_{ij} & m_{ji} \\ a_{ji} & a_{ij} \end{pmatrix},$$

where Δ from (6) appears because

$$\Delta = \det G_{ij}$$

for any $1 \leq i, j \leq 3$, $i \neq j$.

Hence, the inverse of matrix \mathbf{G} (20) is

$$\mathbf{B} \stackrel{\text{def}}{=} \mathbf{G}^{-1} = \underbrace{\mathbf{B}_{13} \otimes \cdots \otimes \mathbf{B}_{13}}_n \otimes \underbrace{\mathbf{B}_{12} \otimes \cdots \otimes \mathbf{B}_{12}}_n = \mathbf{B}_{13}^{\otimes n} \otimes \mathbf{B}_{12}^{\otimes n}. \quad (28)$$

Matrix \mathbf{B} transforms, of course, a row of i -spins into the corresponding row of t -spins. Interestingly, however, it will actually be of use in this paper in a somewhat different situation, namely when it acts on *column* vectors, in the proof of Theorem 7 below! The invertibility of \mathbf{G} will also be important for the proof of Proposition 6.

3 Spin correlations: Generalities

3.1 Spin configurations and probabilities

A permitted spin configuration on a $2^n \times 2^n \times 2^n$ block is determined by $3 \times 2^n \times 2^n$ *input* spins on its three input planes, orthogonal to the coordinate axes 1, 2 and 3. Moreover, we can impose some *boundary conditions* on spin configurations; in this case, we use the word “permitted” for the configurations that are compatible with these conditions. Specifically, in this paper, we will work with *triply-periodic* conditions: an input edge is identified with an output edge if they both lie on the same line parallel to one of the coordinate axes. We also call these conditions simply *cyclic*. We assume (as we already said in the Introduction) that any permitted spin configuration has Boltzmann weight $1 \in \mathbb{R}$, while all other configurations have Boltzmann weight $0 \in \mathbb{R}$.

We will be able to calculate the probability of a “random event” such as “some chosen spins have some chosen values” if we manage to express this event in terms of t -spins. This is because of the following proposition.

Proposition 3. *If cyclic boundary conditions are imposed on a $2^n \times 2^n \times 2^n$ block, then t -spins are independent random variables.*

Proof. Cyclic boundary conditions for i -spins remain the same cyclic boundary conditions after passing to t -spins, because the transition to t -spins is given by the same invertible \mathbb{F}_2 -linear operators on each input face and its output counterpart. But cyclic boundary conditions act on each t -spin *separately*: they mean that *its* input must coincide with *its* output (hence, both the input and output must lie in the *eigenspace* of the corresponding operator A or A^T , with the eigenvalue $1 \in \mathbb{F}_2$). We discuss it in more detail in Subsection 4.1).

Our “classical” probability of the event “all t -spins have taken some prescribed values” is the ratio

$$\frac{\text{number of permitted } t\text{-spin configurations with the prescribed values}}{\text{number of all permitted } t\text{-spin configurations}}, \quad (29)$$

The numerator in (29) is 1 if all the prescribed values are actually permitted for all t -spins, and 0 otherwise. It is hence the product of the corresponding zeros and ones for the individual t -spins. The denominator is a product as well—the product of the numbers of permitted configurations for individual t -spins (which are the cardinalities of the eigenspaces mentioned above in parentheses). Hence, the whole probability (29) is the product of the probabilities for individual t -spins. \square

Remark. There are also some other kinds of boundary conditions that retain their form after passing to t -spins, such as:

- all spins on a given face of the block are zero,
- all spins on a given face are free.

We will be considering the probabilities of the events “spins on k given edges have taken zero ($0 \in \mathbb{F}_2$) values”, where $k = 2, 3$ or 4 , for a $2^n \times 2^n \times 2^n$ block and input (=output, because of the cyclic boundary conditions) edges parallel to the first coordinate axis. These k zero conditions specify a hyperplane of codimension k in the vector space $\mathbb{F}_2^{3 \times 4^n}$ of all input spin configurations (having, as we remember, Boltzmann weights either 0 or $1 \in \mathbb{R}$). A big sum over this hyperplane becomes, however, up to a normalization factor, just a sum over a k -dimensional \mathbb{F}_2 -plane if we introduce into play a *multidimensional discrete Fourier transform* for \mathbb{R} -valued functions on an \mathbb{F}_2 -linear space $\mathbb{F}_2^{3 \times 4^n}$, as specified in Proposition 4 in the next Subsection 3.2.

3.2 Multidimensional discrete Fourier transform

We will be using multidimensional discrete Fourier transform for \mathbb{R} -valued functions on a finite-dimensional \mathbb{F}_2 -linear space L in the following form. We write the elements of L as *row* vectors, and denote them as \vec{x} . For an \mathbb{R} -valued function f on L , its Fourier transform is the following \mathbb{R} -valued function on the *dual* space L^* consisting of *column* vectors \vec{w} :

$$F(\vec{w}) \stackrel{\text{def}}{=} \sum_{\vec{x} \in L} f(\vec{x}) (-1)^{\vec{x}\vec{w}}. \quad (30)$$

where $\vec{x}\vec{w} \in \mathbb{F}_2$ is the usual product of a row and a column; $(-1)^{\vec{x}\vec{w}}$ is a well defined real number ± 1 .

We will be using the properties of transform (30) formulated below as Propositions 4 and 5.

Proposition 4. *Sum of values $f(\vec{x})$ for all \vec{x} orthogonal to a k -dimensional \mathbb{F}_2 -linear subspace $K \subset L^*$ of columns \vec{w} is expressed by means of transform (30) as follows:*

$$\sum_{\vec{x} \perp K} f(\vec{x}) = \frac{\sum_{\vec{w} \in K} F(\vec{w})}{2^k}. \quad (31)$$

Proof. Indeed, for a given \vec{x} , the coefficient at $f(\vec{x})$ in $\sum_{\vec{w} \in K} F(\vec{w})$ is, after substituting (30),

$$\sum_{\vec{w} \in K} (-1)^{\vec{x}\vec{w}}. \quad (32)$$

For $\vec{x} \perp K$, this is the sum of unities over K , that is, 2^k .

If, on the contrary, there is a vector $\vec{a} \in K$ such that $(-1)^{\vec{x}\vec{a}} = -1$, then K splits into pairs of the type $(\vec{w}, \vec{w} + \vec{a})$, and for each such pair $(-1)^{\vec{x}\vec{w}} + (-1)^{\vec{x}(\vec{w} + \vec{a})} = 0$, hence the whole sum (32) is 0. \square

It may make sense to write out a few particular cases of (31):

- sum of all values $f(\vec{x})$:

$$\sum_{\vec{x} \in \mathbb{L}} f(\vec{x}) = F(\vec{0}), \quad (33)$$

- sum of values $f(\vec{x})$ for all \vec{x} orthogonal to a nonzero column \vec{w} :

$$\sum_{\vec{x} \perp \vec{w}} f(\vec{x}) = \frac{F(\vec{0}) + F(\vec{w})}{2}, \quad (34)$$

- sum of values $f(\vec{x})$ for all \vec{x} orthogonal to two linearly independent columns \vec{w}_1 and \vec{w}_2 :

$$\sum_{\vec{x} \perp \vec{w}_1 \text{ and } \vec{w}_2} f(\vec{x}) = \frac{F(\vec{0}) + F(\vec{w}_1) + F(\vec{w}_2) + F(\vec{w}_1 + \vec{w}_2)}{4}. \quad (35)$$

Proposition 5. *Let L be represented as a direct sum: $L = \bigoplus_{i=1}^k L_i$. For a vector $\vec{x} \in L$, we write as $\vec{x} = \sum_{i=1}^k \vec{x}_i$, $\vec{x}_i \in L_i$, its corresponding decomposition into a sum. Let f be the product of functions φ_i defined each on its space L_i :*

$$f(\vec{x}) = \varphi_1(\vec{x}_1) \cdots \varphi_k(\vec{x}_k). \quad (36)$$

Then, the Fourier transform F of f is also a product:

$$F(\vec{w}) = \Phi_1(\vec{w}_1) \cdots \Phi_k(\vec{w}_k), \quad (37)$$

where the decomposition $\vec{w} = \vec{w}_1 + \cdots + \vec{w}_k$ corresponds to the dual decomposition of the dual space: $L^ = M_1 \oplus \cdots \oplus M_k$, each M_i being the space orthogonal to all L_j with $j \neq i$, and*

$$\Phi_i(\vec{w}_i) = \sum_{\vec{x}_i \in L_i} \varphi_i(\vec{x}_i) (-1)^{\vec{x}_i \vec{w}_i}. \quad (38)$$

Proof. Under the proposition conditions, each summand in (30) becomes a product, namely, $f(\vec{x})$ according to (36), and $(-1)^{\vec{x}\vec{w}} = (-1)^{\vec{x}_1\vec{w}_1} \dots (-1)^{\vec{x}_k\vec{w}_k}$. Moreover, the summation over $\vec{x} \in L$ is equivalent to the multiple summation over vectors \vec{x}_i , each taking independently all values in its space L_i . That is, (30) becomes

$$F(\vec{w}) = \sum_{\vec{x}_1 \in L_1} \dots \sum_{\vec{x}_k \in L_k} \varphi_1(\vec{x}_1) \dots \varphi_k(\vec{x}_k) (-1)^{\vec{x}_1\vec{w}_1} \dots (-1)^{\vec{x}_k\vec{w}_k},$$

which is the same as (37) and (38). \square

It follows from Proposition 5 that, for independent random variables such as our t -spins, the Fourier transform of their joint probability distribution is also the product of their individual Fourier transforms.

3.3 Obtaining t -spin duals from i -spin duals

The Fourier transform of an i - or t -spin probability distribution is a function on the space of *column* vectors—dual space to the space of spins. And a column \vec{w} of t -spin duals is obtained from its corresponding column \vec{z} of i -spin duals by the action of the *same* matrix \mathbf{G} (20) that transforms a *row* of t -spins into its corresponding row of i -spins, as the following Proposition 6 states. The difference is, however, that now matrix (20) acts on columns, and hence from the left!

According to Subsection 2.4, for a given a row \vec{x} of t -spins, its corresponding row \vec{y} of i -spins is

$$\vec{y} = \vec{x}\mathbf{G},$$

where \mathbf{G} (20) is the matrix whose rows are t -basis vectors.

Proposition 6. *If we have an \mathbb{R} -valued function h on vectors \vec{y} , with Fourier transform H , then the Fourier transform F of function f defined as $f(\vec{x}) = h(\vec{y})$ satisfies $F(\vec{w}) = H(\vec{z})$, if*

$$\vec{w} = \mathbf{G}\vec{z}.$$

Proof.

$$H(\vec{z}) = \sum_{\vec{y}} h(\vec{y})(-1)^{\vec{y}\vec{z}} = \sum_{\vec{x}} h(\vec{x}\mathbf{G})(-1)^{\vec{x}\mathbf{G}\vec{z}} = \sum_{\vec{x}} f(\vec{x})(-1)^{\vec{x}(\mathbf{G}\vec{z})} = F(\mathbf{G}\vec{z}).$$

Here the second equality, where we pass from summation over \vec{y} to summation over \vec{x} , uses the invertibility of \mathbf{G} , which we have shown in Subsection 2.7. \square

t -Spin duals obtained from the following *i -spin duals for individual spins* will be of particular interest when we come to calculations of spin correlations in Section 5. Consider linear space \mathbf{V}_1^* dual to \mathbf{V}_1 , and consider the basis in \mathbf{V}_1^* dual to i -basis in \mathbf{V}_1 . The element of this dual basis *dual to a chosen i -basis vector* will be called *dual column* to that vector, or to the i -spin corresponding to that vector.

4 Probabilities of individual t -spins, and Fourier transform of a probability function for a t -spin dual column

4.1 Eigenspaces of A or A^T and input vector probabilities

After the transition to t -spins, the \mathbb{F}_2 -linear operator represented by our $2^n \times 2^n$ block becomes, in matrix form, a *direct sum* of 2^{2^n} matrices. Namely, we have $2^{2^{n-1}} + 2^{2^{n-1}}$ matrices A , and $2^{2^{n-1}} - 2^{2^{n-1}}$ matrices A^T , according to [3, Corollary 11] (and taking into account that the Frobenius transform on \mathbb{F}_2 just leaves its elements where they were). Denote $p(x_1, x_2, x_3)$ the probability of an input vector $(x_1 \ x_2 \ x_3) \in \mathbb{F}_2^3$ for a single A . With our boundary conditions, it must be also an output vector:

$$(x_1 \ x_2 \ x_3) A = (x_1 \ x_2 \ x_3),$$

hence, a permitted spin configuration occurs provided $(x_1 \ x_2 \ x_3)$ lies in the *eigenspace* E of A corresponding to eigenvalue 1. As we are considering the “classical probability” case where all permitted configurations have equal probabilities, and denoting $\dim E = d$, we have for an individual matrix A :

$$p(x_1, x_2, x_3) = \begin{cases} \frac{1}{2^d} & \text{if } (x_1 \ x_2 \ x_3) \in E, \\ 0 & \text{otherwise.} \end{cases} \quad (39)$$

The same holds for A^T ; in this case, we add a prime to the letter denoting a probability, e.g., $p'(x_1, x_2, x_3)$.

4.2 Probabilities of a first spin value, at a given binary address

Denote $q(x_1)$ the probability of the event “the first coordinate of an input/output vector of matrix A took a given value x_1 ”, in the context of Subsection 4.1. It is, of course, the sum over all possible values for x_2 and x_3 :

$$\begin{aligned} q(0) &= p(0, 0, 0) + p(0, 0, 1) + p(0, 1, 0) + p(0, 1, 1), \\ q(1) &= p(1, 0, 0) + p(1, 0, 1) + p(1, 1, 0) + p(1, 1, 1). \end{aligned} \quad (40)$$

Similarly, probabilities $q'(x_1)$ are defined for A^T .

Recall that Proposition 2 determines whether a specific spin x_1 with a binary address (α, β) belongs to matrix A or A^T .

4.3 Fourier transform of a probability function: value for a given t -spin dual column

Denote Q and Q' the Fourier transforms (30) of the real-valued functions q and q' defined in Subsection 4.2. As the domain of these functions is just the one-dimensional space \mathbb{F}_2 , this simply means that

$$Q(0) = q(0) + q(1), \quad Q(1) = q(0) - q(1), \quad (41)$$

and similarly for Q' .

Denote now f the following probability function: $f(\vec{x})$ is the probability of a 2^{2n} -row \vec{x} of t -spins (obtained as a result of the spin transform of i -spins at the edges perpendicular to the first coordinate axis), and denote F its Fourier transform defined on columns \vec{w} of t -spin duals. $F(\vec{w})$ is, for a given $\vec{w} = (w_1 \dots w_{2^{2n}})^T$, the product over all individual t -spin duals $Q(w_j)$ or $Q'(w_j)$ in \vec{w} , according to Propositions 3 and 5.

For zero duals $w_j = 0$, the multiplier $Q(0)$ or $Q'(0)$ is unity, so what must really be done is take the product of values $Q(1)$ or $Q'(1)$ over the binary addresses corresponding to entries $1 \in \mathbb{F}_2$ in the column \vec{w} .

5 Calculations for specific matrices A

We are going to calculate one-, two-, three-, and four-spin probabilities for spins lying on edges parallel to the first coordinate axis, with an additional condition that all these edges intersect one fixed plane perpendicular to that axis. To be more exact, we will calculate the probabilities that the i -spins on those edges all take value $0 \in \mathbb{F}_2$ (as there are just two values for any spin, there is no problem then to calculate the probability of those spin taking any other values). We impose *cyclic boundary conditions*, so we can assume that the mentioned edges are input (=output), without loss of generality.

5.1 Probabilities for a specific A and its transpose, and their Fourier transforms

We begin with choosing the following matrix A :

$$A = (a_{ij}) = \begin{pmatrix} 0 & 1 & 1 \\ 0 & 0 & 1 \\ 1 & 0 & 1 \end{pmatrix}. \quad (42)$$

We impose cyclic boundary conditions on A (42). As A has exactly one row eigenvector, namely $(1 \ 1 \ 1)$, we obtain, according to (39), the following probabilities:

$$p(0, 0, 0) = p(1, 1, 1) = \frac{1}{2}, \quad \text{other probabilities are zero,}$$

which gives for the q 's, according to (40),

$$q(0) = q(1) = \frac{1}{2}.$$

Hence, the Fourier transform (41) is:

$$Q(0) = 1, \quad Q(1) = 0. \quad (43)$$

For A^T , we have the eigenvector $(0 \ 1 \ 1)$, and obtain the following probabilities:

$$p'(0, 0, 0) = p'(0, 1, 1) = \frac{1}{2}, \quad \text{other probabilities are zero,}$$

which gives for the q' 's

$$q'(0) = 1, \quad q'(1) = 0.$$

In this case, the Fourier transform is:

$$Q'(0) = Q'(1) = 1. \quad (44)$$

5.2 Matrix giving t -spin duals for the chosen A

The tensor multipliers in matrix \mathbf{G} (20) of the spin transform in the case of A given by (42) are, according to (7),

$$G_{13} = \begin{pmatrix} 1 & 1 \\ 1 & 0 \end{pmatrix}, \quad G_{12} = \begin{pmatrix} 1 & 1 \\ 0 & 1 \end{pmatrix}. \quad (45)$$

Each of them has thus one column $\begin{pmatrix} 1 \\ 0 \end{pmatrix}$ and one column $\begin{pmatrix} 1 \\ 1 \end{pmatrix}$, and this will turn out to be of key importance in our calculations.

5.3 One-spin function

Recall that we take a spin on an edge parallel to axis 1. Due to our cyclic boundary conditions, all such edges are on an equal footing, so it is enough to take the *input* edge with the binary address most convenient for our further calculations, namely

$$(b_2, b_3) = (\underbrace{1 \dots 1}_n, \underbrace{0 \dots 0}_n). \quad (46)$$

The i -spin dual column (see Subsection 3.3) corresponding to this edge is

$$\vec{r} = \underbrace{\begin{pmatrix} 0 \\ 1 \end{pmatrix} \otimes \dots \otimes \begin{pmatrix} 0 \\ 1 \end{pmatrix}}_n \otimes \underbrace{\begin{pmatrix} 1 \\ 0 \end{pmatrix} \otimes \dots \otimes \begin{pmatrix} 1 \\ 0 \end{pmatrix}}_n,$$

hence, the corresponding column of t -spin duals is, according to Proposition 6, and due to the form of matrices (45),

$$\vec{w} = \mathbf{G} \vec{r} = \underbrace{\begin{pmatrix} 1 \\ 0 \end{pmatrix} \otimes \cdots \otimes \begin{pmatrix} 1 \\ 0 \end{pmatrix}}_n \otimes \underbrace{\begin{pmatrix} 1 \\ 0 \end{pmatrix} \otimes \cdots \otimes \begin{pmatrix} 1 \\ 0 \end{pmatrix}}_n. \quad (47)$$

That is, just one nonzero t -spin appears in \vec{w} , with binary address

$$(\alpha, \beta) = (\underbrace{0 \dots 0}_n, \underbrace{0 \dots 0}_n), \quad (48)$$

where matrix A (not transposed, according to Proposition 2) stands, with the corresponding value $Q(1) = 0$, according to (43). Hence, $F(\vec{w})$ in (34) is also zero (because $F(\vec{w})$ is a product, as in 37, and now it is a product of the zero at the address (48) and unities $Q(0) = 1$ at all other addresses).

Concerning $F(\vec{0}) = 1$, it is, according to (33), the sum of all probabilities $f(\vec{x})$, hence $F(\vec{0}) = 1$. We get thus finally that the probability of our spin being zero is $\frac{1}{2}$.

5.4 Two-spin correlations

Here we take again one spin with address (46), with its column (47) of t -spins duals. For calculations in this subsection, we rename that column from \vec{w} to \vec{w}_1 .

For the second spin, there arises a column, we call it \vec{w}_2 , not coinciding with (47), and being, due to (45), the tensor product of some 2-columns $\begin{pmatrix} 1 \\ 1 \end{pmatrix}$ and some $\begin{pmatrix} 1 \\ 0 \end{pmatrix}$. The binary addresses of unities in \vec{w}_2 are, according to the numeration introduced in Subsection 2.3, those having *any* digit at the same positions as $\begin{pmatrix} 1 \\ 1 \end{pmatrix}$ in the tensor product, and *zero* at the positions of $\begin{pmatrix} 1 \\ 0 \end{pmatrix}$.

Applying formula (35), we first note that $F(\vec{0})$ and $F(\vec{w}_1) = F(\vec{w})$ are the same as in Subsection 5.3, and $F(\vec{w}_2)$ is the same as $F(\vec{w}_1)$ due to translational invariance. That is,

$$F(\vec{0}) = 1, \quad F(\vec{w}_1) = F(\vec{w}_2) = 0. \quad (49)$$

Consider now column $\vec{w}_1 + \vec{w}_2$. Due to presence of at least one multiplier $\begin{pmatrix} 1 \\ 1 \end{pmatrix}$ in \vec{w}_2 , it contains necessarily a nonzero entry at the address (α, β) with either α all zeros but β not, or vice versa. This address corresponds to A (not transposed), according to Proposition 2, and this brings about the multiplier $Q(1) = 0$, according to (43).

So, *all* terms except $F(\vec{0})$ in the numerator of the rhs of (35) vanish, hence, the two-spin correlation function is $\frac{1}{4}$. This means that there is no correlation between a pair of spins in our case, as long as we consider only this pair.

5.5 Three-spin correlations

Here, formula (31) applies, with $k = 3$, and \mathbb{F}_2 -linear space K having basis vectors \vec{w}_1, \vec{w}_2 and \vec{w}_3 . Then, all the summands in its rhs that have the sum of either one or two \vec{w}_j in the argument of F are already zeros, due to Subsections 5.3 and 5.4 and translational invariance.

Concerning $F(\vec{w}_1 + \vec{w}_2 + \vec{w}_3)$, we note that all these vectors \vec{w}_j have a unity at the address (α, β) with *all zero* coordinates, which address corresponds, as we remember, to A . Three unities added together give again a unity, so this address gives factor $Q(1) = 0$, from where $F(\vec{w}_1 + \vec{w}_2 + \vec{w}_3) = 0$.

Hence, the three-spin function is $\frac{1}{8}$, which means that any three spins of the kind specified in the beginning of this section are also independent.

5.6 Four-spin correlations

Lemma 1. *Let $n = 1, 2, \dots$ be a natural number, and consider \mathbb{F}_2 -linear space $\mathbb{F}_2^{2^n}$, whose elements we write here as column vectors. Consider four such vectors $\vec{a}, \vec{b}, \vec{c}, \vec{d}$ of the following special structure: each of them is a tensor product of n 2-columns, each of these latter being either $\begin{pmatrix} 1 \\ 0 \end{pmatrix}$ or $\begin{pmatrix} 1 \\ 1 \end{pmatrix}$ (where $0, 1 \in \mathbb{F}_2$ of course). Then, condition*

$$\vec{a} + \vec{b} + \vec{c} + \vec{d} = \vec{0} \quad (50)$$

implies that there are two pairs of equal vectors among $\vec{a}, \vec{b}, \vec{c}, \vec{d}$ (for instance, $\vec{a} = \vec{b}$ and $\vec{c} = \vec{d}$).

Proof. For each of $\vec{a}, \vec{b}, \vec{c}, \vec{d}$, consider the set of n -binary-digit addresses of its entries $1 \in \mathbb{F}_2$ (defined in the same way as in (13), only changing rows to columns). Denote these sets $\mathbf{a}, \mathbf{b}, \mathbf{c}, \mathbf{d}$. It follows from (50) that *any* binary address belongs to an *even* number of them.

In particular, the *greatest* binary number h in the union $\mathbf{a} \cup \mathbf{b} \cup \mathbf{c} \cup \mathbf{d}$ belongs to either two or all four of $\mathbf{a}, \mathbf{b}, \mathbf{c}, \mathbf{d}$. If, for instance, $h \in \mathbf{a}$ and $h \in \mathbf{b}$, and taking into account that the unities in h stand exactly at the same places where multipliers $\begin{pmatrix} 1 \\ 1 \end{pmatrix}$ occur in the corresponding vector. we see that $\vec{a} = \vec{b}$ and consequently $\vec{c} = \vec{d}$. \square

We consider four t -spin duals \vec{w}_j , $j = 1, 2, 3, 4$. They all are tensor products

$$\vec{w}_j = \vec{u}_j \otimes \vec{v}_j \quad (51)$$

of two 2^n -column vectors, simply because $\vec{w}_j = \mathbf{G} \cdot (i\text{-dual})$, according to Proposition 6, with \mathbf{G} having the form (20), and every i -dual being a tensor product of 2-columns $\begin{pmatrix} 1 \\ 0 \end{pmatrix}$ or $\begin{pmatrix} 0 \\ 1 \end{pmatrix}$.

Lemma 2. Denote \mathbf{h} the set of binary addresses (this time they are $2n$ -digit) of unities in the sum $\vec{w}_1 + \vec{w}_1 + \vec{w}_2 + \vec{w}_3 + \vec{w}_4$. A necessary condition for \mathbf{h} to have no addresses corresponding to A is that there are two pair of equal vectors among both the u_j and v_j .

Proof. In our “ghost” coordinates (α, β) , both the first row ($\alpha = 0$) and first column ($\beta = 0$) correspond only to A , not A^T . Concerning, for instance, the first row, we see that it must have only zeros, that is, $\vec{v}_1 + \vec{v}_2 + \vec{v}_3 + \vec{v}_4 = \vec{0}$. Applying Lemma 1, we see that there are two pairs of equal vectors among v_j . Considering the first column, we arrive at the same statement for the u ’s. \square

As all w_j are supposed to be different, the necessary condition in Lemma 2 means that, after a re-numbering of u ’s and v ’s, we must have

$$\begin{aligned}\vec{w}_1 &= \vec{u}_1 \otimes \vec{v}_1, & \vec{w}_2 &= \vec{u}_1 \otimes \vec{v}_2, \\ \vec{w}_3 &= \vec{u}_2 \otimes \vec{v}_1, & \vec{w}_4 &= \vec{u}_2 \otimes \vec{v}_2.\end{aligned}$$

For i -spin duals, this means that they must be in the vertices of a quadrilateral in coordinates (x_2, x_3) . We choose again the first spin to be in the simplest form, namely, $\vec{w}_1 = \vec{w}$ (47), so the quadrilateral’s vertices are

$$(x_2, x_3) = (\underbrace{1 \dots 1}_n, \underbrace{0 \dots 0}_n), (\underbrace{1 \dots 1}_n, \chi_3), (\chi_2, \underbrace{0 \dots 0}_n), (\chi_2, \chi_3), \quad (52)$$

with some n -binary numbers

$$\chi_2 \neq 1 \dots 1 \quad \text{and} \quad \chi_3 \neq 0 \dots 0. \quad (53)$$

Note that only (χ_2, χ_3) produces a t -spin dual with unities outside both the first row (nonzero α) and first column (nonzero β).

Lemma 3. Assuming (53), there is a unity in the corresponding t -dual outside both the first row (nonzero α) and first column (nonzero β). If, besides, $(\chi_2, \chi_3) \neq (\xi_2, \xi_3)$, where

$$(\xi_2, \xi_3) \stackrel{\text{def}}{=} (0 \underbrace{1 \dots 1}_{n-1}, 1 \underbrace{0 \dots 0}_{n-1}), \quad (54)$$

then there exists such unity in a point (α, β) with $\alpha + \beta < 2^n_{10}$ and thus belonging, due to Proposition 2, to matrix A .

Proof. Assuming (53), χ_2 has a 0 at some position d , and χ_3 has a 1 at some position d' ; let these positions be counted from the left. For t -dual corresponding to i -dual (χ_2, χ_3) , this means that there is a unity at the point

$$(\alpha, \beta) = (\underbrace{0 \dots 0}_{d-1} 1 \underbrace{0 \dots 0}_{n-d}, \underbrace{0 \dots 0}_{d'-1} 1 \underbrace{0 \dots 0}_{n-d'}). \quad (55)$$

If also $(\chi_2, \chi_3) \neq (\xi_2, \xi_3)$, then at least one of d, d' is greater than 1, and $\alpha + \beta < 2^n_{10}$ clearly holds for the point (55). \square

Theorem 7. *If the four i -spins are in the vertices of a $2^{n-1} \times 2^{n-1}$ square, then the probability for them all to take value $0 \in \mathbb{F}_2$ is $\frac{1}{8}$. Otherwise, the probability is $\frac{1}{16}$, so they are independent.*

Proof. Consider the sum (31) for $k = 4$. It follows from what we have already calculated that, in it, $F(\vec{0}) = 1$ (as before), while all the summands with one, two or three \vec{w}_j in the argument of F are zero.

Then, Lemma 2 means that if the i -spins are *not* in the vertices of a quadrilateral, then $F(\vec{w}_1 + \vec{w}_2 + \vec{w}_3 + \vec{w}_4) = 0$ immediately. If they are, but the quadrilateral is not $2^{n-1} \times 2^{n-1}$, then the same follows from Lemma 3, after moving the first vertex into the first of points (52). So, (31) gives the probability $\frac{1}{16}$ in these cases, which means (together with the results for $k \leq 3$ spins) that the four spins are independent.

If, however, the i -spins *are* in the vertices of a $2^{n-1} \times 2^{n-1}$ square, then, after moving the first vertex into the first of points (52), we have all the points (52) with, moreover, $(\chi_2, \chi_3) = (\xi_2, \xi_3)$. The i -spin dual that has unities exactly at these places—denote it \vec{a} , for this moment—is

$$\vec{a} = \begin{pmatrix} 1 \\ 1 \end{pmatrix} \otimes \underbrace{\begin{pmatrix} 1 \\ 0 \end{pmatrix} \otimes \cdots \otimes \begin{pmatrix} 1 \\ 0 \end{pmatrix}}_{n-1} \otimes \begin{pmatrix} 1 \\ 1 \end{pmatrix} \otimes \underbrace{\begin{pmatrix} 1 \\ 0 \end{pmatrix} \otimes \cdots \otimes \begin{pmatrix} 1 \\ 0 \end{pmatrix}}_{n-1},$$

and having the explicit form (28) of $\mathbf{B} = \mathbf{G}^{-1}$, one can easily see that

$$\vec{a} = \mathbf{B}\vec{b},$$

where \vec{b} is the following t -spin dual:

$$\vec{b} = \begin{pmatrix} 0 \\ 1 \end{pmatrix} \otimes \underbrace{\begin{pmatrix} 1 \\ 0 \end{pmatrix} \otimes \cdots \otimes \begin{pmatrix} 1 \\ 0 \end{pmatrix}}_{n-1} \otimes \begin{pmatrix} 0 \\ 1 \end{pmatrix} \otimes \underbrace{\begin{pmatrix} 1 \\ 0 \end{pmatrix} \otimes \cdots \otimes \begin{pmatrix} 1 \\ 0 \end{pmatrix}}_{n-1}.$$

This means that \vec{b} has just one entry $1 \in \mathbb{F}_2$, and its address is $(\alpha, \beta) = (1 \underbrace{0 \dots 0}_{n-1}, 1 \underbrace{0 \dots 0}_{n-1})$. According to Proposition 2, this address belongs to A^T , and according to (44), it gives $F(\vec{w}_1 + \vec{w}_2 + \vec{w}_3 + \vec{w}_4) = 1$, hence the probability is $\frac{1}{8}$, which shows an *interdependence* between these spins! \square

5.7 Other matrices A

5.7.1 Matrices with the same correlations

There are actually twelve 3×3 matrices A over \mathbb{F}_2 (including (42)) having the following properties:

- (a) condition (6) holds,
- (b) A has exactly one row eigenvector with eigenvalue 1, and it has the form $(1 \ * \ *)$ (one at the first position),
- (c) the row eigenvector of A^T with eigenvalue 1 (it exists and is unique because of (b)) has the form $(0 \ * \ *)$ (zero at the first position).

The twelve matrices are:

$$\begin{aligned}
 & \begin{pmatrix} 0 & 1 & 1 \\ 0 & 0 & 1 \\ 1 & 0 & 1 \end{pmatrix}, \quad \begin{pmatrix} 0 & 1 & 1 \\ 0 & 0 & 1 \\ 1 & 1 & 0 \end{pmatrix}, \quad \begin{pmatrix} 0 & 1 & 1 \\ 1 & 0 & 1 \\ 1 & 0 & 1 \end{pmatrix}, \\
 & \begin{pmatrix} 1 & 1 & 1 \\ 0 & 0 & 1 \\ 1 & 0 & 1 \end{pmatrix}, \quad \begin{pmatrix} 1 & 1 & 1 \\ 0 & 0 & 1 \\ 1 & 1 & 0 \end{pmatrix}, \quad \begin{pmatrix} 1 & 1 & 1 \\ 1 & 0 & 1 \\ 1 & 0 & 1 \end{pmatrix},
 \end{aligned} \tag{56}$$

and six more matrices are obtained by interchanging the 2nd and 3rd rows as well as 2nd and 3rd columns in the matrices (56), that is,

$$A \mapsto HAH, \quad H = H^{-1} = \begin{pmatrix} 1 & 0 & 0 \\ 0 & 0 & 1 \\ 0 & 1 & 0 \end{pmatrix}. \tag{57}$$

A calculation shows that each of the matrices G_{13} and G_{12} (7) for each of matrices (56), or obtained from them according to (57), is either $\begin{pmatrix} 1 & 1 \\ 0 & 1 \end{pmatrix}$ or $\begin{pmatrix} 1 & 1 \\ 1 & 0 \end{pmatrix}$. Then, the same methods can be applied as above in this section, with exactly the same results for the k -spin probabilities, $k = 1, 2, 3, 4$.

5.7.2 A simple case with other matrices A

There is also a case where correlations of the kind described in the beginning of this section can be calculated using the same methods, and even much easier. Namely, assume that matrix A , still obeying condition (6), has, instead of (b) and (c) in Subsubsection 5.7.1, the following property:

- (bc') each of A and A^T has exactly one eigenvector with eigenvalue 1, and it has the form $(1 \ * \ *)$ for each of them.

There are 26 matrices A of this kind.

Modifying calculations of Subsection 5.1 for this case, we get $Q(1) = 0$, as in (43), but also $Q'(1) = 0$, instead of (44) (while $Q(0) = Q'(0) = 1$ always, being the probability of the “full sample space”). It follows then immediately that *all* summands in the numerator in the rhs of (31) always vanish, except $F(\vec{0}) = 1$.

Hence, the probability of k spins all taking value $0 \in \mathbb{F}_2$ is $\frac{1}{2^k}$, hence they are all independent.

Remember that this applies to spins situated as described in the beginning of this section, and cyclic boundary conditions.

References

- [1] J. Hietarinta, *Permutation-type solutions to the Yang - Baxter and other n -simplex equations*, J. Phys. A: Math. Gen. **30** (1997), 4757–4771.
- [2] L.P. Kadanoff, *Scaling laws for Ising models near T_c* , Physics **2**:6 (1966), 263–272.
- [3] Igor G. Korepanov, *Self-similarity in cubic blocks of \mathcal{R} -operators*, J. Math. Phys. **64**, 101704 (2023), arXiv:2211.08926.
- [4] K.G. Wilson, *The renormalization group: critical phenomena and the Kondo problem*, Rev. Mod. Phys. **47**:4 (1975), 773–840.
- [5] A.B. Zamolodchikov, *Tetrahedra equations and integrable systems in three-dimensional space*, Soviet Phys. JETP **52** (1980), 325–336.