

Verifiably Following Complex Robot Instructions with Foundation Models

Benedict Quartey^{*†}, Eric Rosen^{*†}, Stefanie Tellex[†], George Konidaris[†]

^{*}Equal Contribution

[†]Department of Computer Science, Brown University




Fig. 1: Language Instruction grounding for Motion Planning (LIMP) deployed on Boston Dynamics Spot to execute the instruction “Bring the green plush toy to the whiteboard in front of it, watch out for the robot in front of the toy”. The robot has no semantic knowledge of the environment prior to receiving this instruction, simply a 3D map constructed from SLAM RGB-D observations. LIMP dynamically detects and grounds open-vocabulary referents with spatial constraints to construct semantic maps specific to the given instruction, then synthesizes a correct-by-construction task and motion plan for the command. In this example, the robot navigates from its start location (yellow, A), to the green plush toy (green, B), executes a pick skill which searches for and grasps the object, then navigates to the whiteboard (blue, C), and executes a place skill which sets the object down. *Colored circles in the map are grounded detections of instruction referents.*

Abstract—Enabling robots to follow complex natural language instructions is an important yet challenging problem. People want to flexibly express constraints, refer to arbitrary landmarks and verify behavior when instructing robots. Conversely, robots must disambiguate human instructions into specifications and ground instruction referents in the real world. We propose Language Instruction grounding for Motion Planning (LIMP), a system that leverages foundation models and temporal logics to generate instruction-conditioned semantic maps that enable robots to verifiably follow expressive and long-horizon instructions with open vocabulary referents and complex spatiotemporal constraints. In contrast to prior methods for using foundation models in robot task execution, LIMP constructs an explainable instruction representation that reveals the robot’s alignment with an instructor’s intended motives and affords the synthesis of robot behaviors that are correct-by-construction. We demonstrate LIMP in three real-world environments, across a set of 35 complex spatiotemporal instructions, showing the generality of our approach and the ease of deployment in novel unstructured domains. In our experiments, LIMP can spatially ground open-vocabulary referents and synthesize constraint-satisfying plans in 90% of object-goal navigation and 71% of mobile manipulation instructions. See supplementary videos at robotlimp.github.io

I. INTRODUCTION

ROBOTS need a rich understanding of natural language if they are to be usable by non-experts in unstructured environments. People, on the other hand, need to be able to verify that a robot has understood a given instruction and will act appropriately. Natural language instructions, however, can

be quite complex: they may have ambiguous phrasing, intricate spatiotemporal constraints, and involve distinctive and unusual referents. Consider the instruction: “Go to the building with windows while avoiding the red picnic tables, then bring me the book between the pine tree and the graffiti wall”. This task requires navigation and interactive manipulation skills in an unstructured environment. Additionally, the robot must ground open-vocabulary referents (“building with windows”, “red picnic tables”, “book”, “pine tree”, “graffiti wall”), adhere to temporal constraints (“then bring”, “while avoiding”), and potentially disambiguate multiple instances of an object category using descriptive spatial information (“book between the pine tree and the graffiti wall”).

The rise of foundation models in robotics [1, 2] provides a path to achieving such long-horizon goals. Some insightful approaches for robot instruction following have been proposed, but have largely been limited to only navigation [3, 4, 5, 6, 7]. These works, broadly classified under object goal navigation [8], enable navigation to instances of an object category but are limited in localizing spatial references and disambiguating object instances based on descriptive language. Other works that extend instruction following to mobile manipulation tasks have been limited to tasks with simple temporal constraints expressed in unambiguous language [9, 10]. Many efforts typically rely on Large Language Models (LLMs) as complete planners skipping intermediary symbolic representations that

may provide verification of correctness prior to execution. Additionally, the use of code-writing LLMs [5, 6, 11] makes the behavior of designed controllers difficult to verify and leaves these methods susceptible to errors in generated code, which may lead to unsafe/unaligned robot behaviors. Borrowing ideas from formal methods to map between natural language and specification languages like temporal logics [12] provides a powerful framework to disambiguate language into specifications, handle complex temporal constraints and enable behavior verification. However, prior works along this line require pre-existing semantic maps with discrete sets of prespecified propositions/landmarks [7, 13, 14]. Instructions involving referents not prespecified in this map cannot be interpreted or executed.

We propose Language Instruction grounding for Motion Planning (LIMP), a method that leverages foundation models and temporal logics to generate instruction-conditioned semantic maps that enable robots to construct verifiable controllers for following both navigation and mobile manipulation instructions with open vocabulary referents and complex spatiotemporal constraints. LIMP first constructs a 3D representation of the environment using established SLAM approaches (Figure 2). We then leverage large language models (LLMs) to translate complex natural language instructions into temporal logic specifications with a novel composable syntax that enables referent disambiguation. Instruction referents are detected and grounded using visual language models (VLMs) and spatial reasoning. Finally, task progression oriented semantic maps are dynamically constructed at runtime to localize constraint and goal regions that progressively guide a robot through the subgoals required to satisfy the instruction.

In summary, we make the following contributions:

- 1) A modular system for translating expressive natural language instructions into temporal logic, grounding instruction referents, and executing the command via Task and Motion Planning (TAMP) [15].
- 2) A composable temporal logic syntax that supports explainable representation of descriptive object-centric instructions and affords verifiable planning.
- 3) A TAMP algorithm that generates runtime semantic maps to localize regions of interest and progressively synthesize constraint-satisfying motion plans that evolve a robot through the various subgoals of a long-horizon task.

As highlighted in Figure 1, our approach retains no prior semantic information in the 3D map built via SLAM. This contrasts other approaches that leverage temporal logics [16] as they require perfectly prebuilt semantic maps, with pre-specified locations of referents from which instructions can be constructed. Given an instruction, LIMP dynamically detects and grounds instruction referents to generate custom semantic maps specific to that particular natural language command.

II. BACKGROUND

In this work, we translate natural language instructions into temporal logic specifications for verifiable task and motion

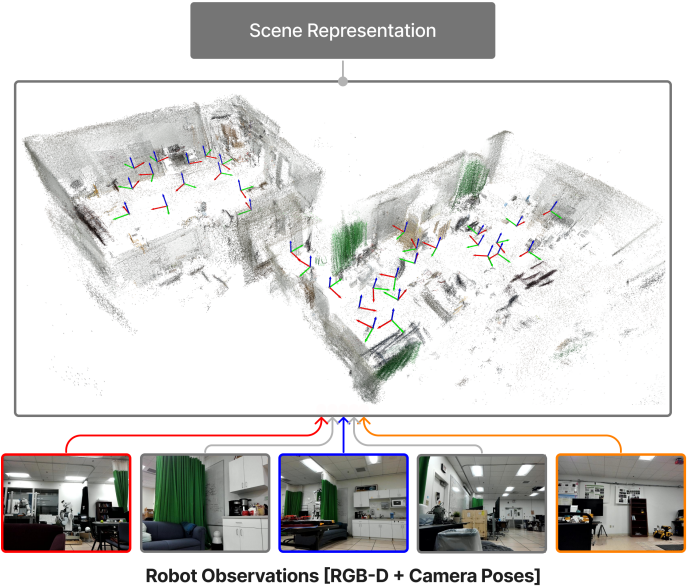


Fig. 2: LIMP autonomously builds a 3D (Pointcloud) scene representation from RGB-D and camera pose robot observations obtained via established SLAM approaches. Instruction referents and task progression regions of interest are grounded and localized in this representation.

planning. While our approach is compatible with various temporal logics, we choose linear temporal logic (LTL) to represent instructions because it is a widely used logical formalism that captures many temporal constraints people typically use in English. Additionally, existing prominent works investigate translating natural language instructions into LTL with significant success. [7, 17, 13, 18, 19, 20]

A. Linear Temporal Logic

Linear Temporal Logic (LTL) [21], offers a rich and expressive syntax for defining the temporal properties of systems. LTL specifications consist of atomic propositions and a range of logical operators: negation (\neg), conjunction (\wedge), disjunction (\vee), implication (\rightarrow), in addition to temporal operators: next (\mathcal{X}), until (\mathcal{U}), globally (\mathcal{G}) and finally (\mathcal{F}). Below is the concise syntax of an LTL formula:

$$\varphi := p \mid \neg\varphi_1 \mid \varphi_1 \wedge \varphi_2 \mid \mathcal{X}\varphi \mid \varphi_1\mathcal{U}\varphi_2 \quad (1)$$

where p represents a boolean atomic proposition reflecting an aspect of the system's state and φ_1 and φ_2 are valid LTL expressions. LTL specifications can be progressed with a sequence of truth assignments of propositions [22] to evaluate which parts of the specification have been satisfied thus far and which parts are pending.

Behavior Verification: Expressing instructions as linear temporal logic specifications allows us to verify the correctness of generated plans. However, instead of secondary explicit verification via approaches such as model checking, our approach follows conventional wisdom [23] and directly uses specifications to synthesize plans that are *correct-by-construction* [24, 25].

III. RELATED WORKS

A. Foundation Models in Robotics

Grounding language referents to entities and actions in the world [26, 27, 28, 29] is challenging in part due to the fact that complex perceptual and behavioral meaning can be constructed from the composition of a wide-range of open-vocabulary components [30, 17, 18, 31, 27]. To address this problem, foundation models have recently garnered interest as an approach for generating perceptual representations that are aligned with language [32, 4, 33, 34, 35, 36]. Because there are an ever-expanding number of ways foundation models are being leveraged for instruction following in robotics (e.g: generating plans [36], code [37], etc.), we focus our review on the most related approaches in two relevant application areas : 1) generating natural language queryable scene representations and 2) generating robot plans for following natural language instruction [16, 38].

Visual scene understanding: The most similar approach for visual scene understanding to ours is NLMMap [10], a scene representation that affords grounding open-vocabulary language queries to spatial locations via pre-trained visual language models. Given a sequence of calibrated RGB-D camera images and pre-trained visual-language models, NLMMap supports language-queries by 1) segmenting out the most likely objects in the 2D RGB images based on the language queries, and 2) estimating the most likely 3D positions via back-projection of the 2D segmentation masks using the depth data and camera pose. While NLMMap is suitable for handling complex descriptions of individual objects (e.g: “green plush toy”), it is fundamentally unable to handle instructions involving complex constraints between multiple objects since it has no way to account for object-object relationships (e.g: “the green plush toy that is between the toy box and door”). LIMP handles these more complicated language instructions by using a novel spatial grounding module to easily incorporate a wide-variety of complex spatial relationships between objects.

Language instruction for robots: Our approach to handling complex natural language instructions involves translating the command into a temporal logic expression. This problem framing allows us to leverage state-of-the-art techniques from machine translation, such as instruction-tuned large language models. Most similar to our approach in this regard is [16], which uses a multi-stage LLM-based approach to perform entity-extraction and replacement to translate natural language instructions into a temporal logic expression. However, [16] relies on a prebuilt semantic map that grounds expression symbols, limiting the scope of instructions it can operate since landmarks are predetermined. Instead, our approach interfaces with a novel scene representation that supports open-vocabulary language and generates the relevant landmarks based on the open-vocabulary instruction. Additionally, the symbols in our temporal logic translation correspond to parameterized task relevant robot skills as opposed to propositions of referent entities extracted from instructions.

B. Planning models in Robotics

Semantic Maps: Semantic maps [39] are a class of scene representations that capture semantic (and typically geometric) information about the world, and can be used in conjunction with planners to generate certain types of complex robot behavior like collision-free navigation with spatial constraints [40, 41]. However, leveraging semantic maps for task planning with mobile manipulators has been challenging since the modeling information needed may highly depend on the robot’s particular skills and embodiment. [42] recently proposed Action-Oriented Semantic Maps (AOSMs), which are a class of semantic maps that include additional models of the regions of space where the robot can execute manipulation skills (represented as symbols). [42] demonstrated that AOSMs can be used as a state representation that supports TAMP solvers in mobile manipulation domains. Our scene representation is similar to an AOSM since it captures spatial information about semantic objects of interest, and is compatible with TAMP solvers, but largely differs in that AOSMs require learning via online interaction with the scene. Instead, our approach leverages foundation models and requires no online learning. Also, once an AOSM is generated for a scene, there is only a closed-set of goals that can be planned for, whereas our approach can handle open-vocabulary task specifications.

Task and Motion Planning: Task and Motion planning approaches are hierarchical planning methods that involve high-level task planning (with a discrete state space) [43] and low-level motion planning (with a continuous state space) [15]. The low-level motion planning problem involves generating paths to goal sets through continuous spaces (e.g: configuration space, cartesian space) with constraints on infeasible regions. When the constraints and dynamics can change, it is referred to as multi-modal motion planning, which naturally induces a high-level planning problem that involves choosing which sequence of modes to plan through, and a low-level planning problem that involves moving through a particular mode. Finding high-level plan skeletons and satisfying low-level assignment values for parameters to achieve goals is a challenging bi-level planning problem [15]. LIMP contains sufficient information to produce a problem and domain description augmented with geometric information for bi-level TAMP solvers like [44, 45].

IV. PROBLEM DEFINITION

Given a natural language instruction l , our goal is to synthesize navigation and manipulation skills to produce a policy that satisfies the natural language constraints from l . We address instruction following for multi-object goal navigation and mobile manipulation tasks involving spatial and temporal constraints. Multi-object goal navigation requires localizing open-vocabulary objects and synthesizing locomotive behaviors (navigation) that enables robots to sequentially visit these objects. Mobile manipulation [46] chains these locomotive behaviors with interactive skills (object manipulation) to bring the environment into a desired state [47].

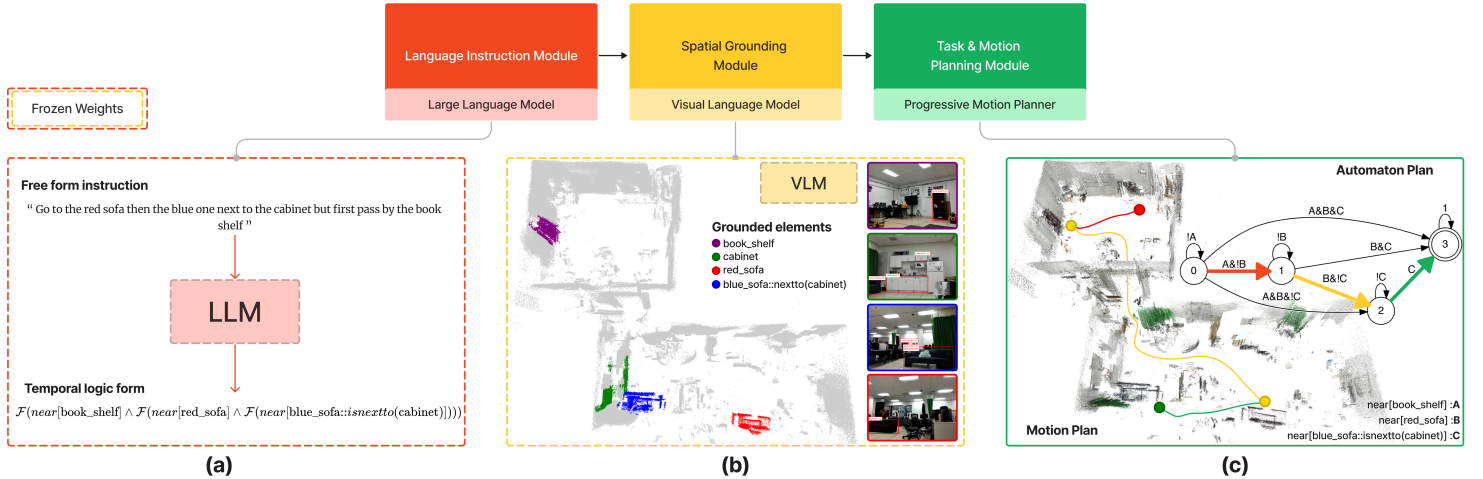


Fig. 3: [A] LIMP first translates natural language instructions into temporal logic expressions, where extracted open-vocabulary referents are applied to predicates that correspond to robot skills—note the context-aware resolution of the phrase “blue one” to the referent “blue_sofa”. [B] Visual language models detect referents, while spatial reasoning disambiguate referent instances to generate a 3D semantic map that localizes instruction-specific referents. [C] Finally, the temporal logic expression is compiled into a finite-state machine, which a bi-level task and motion planner uses with dynamically-generated task progression semantic maps to progressively identify goals and constraints in the environment, and generate a plan satisfying the high-level task specification.

A. Assumptions

We assume a user has provided an instruction l in natural language, and the goal is to satisfy both temporal and spatial constraints expressed in l while executing the task. Spatial constraints determine the success of the task based on the sequence of poses the robot traversed during execution. Temporal constraints determine the sequencing of spatial constraints as a function of task progression. Additionally, we assume a robot equipped with an RGBD camera has navigated around some space, captured a collection of images along with camera poses and built a metric map m (e.g: pointcloud, 3D voxelgrid or NeRF [48]) of the environment. This map defines the space of poses P that the robot can be in the scene. P is continuous thus can be represented with the Lie group of $SE(3)$. The robot should be able to use m to localize itself (i.e: estimate $p_{\text{robot}} \in P$).

Notably, unlike previous work, we do not assume access to a semantic map with the locations of objects or predicates prespecified. Instead, we assume access to two types of foundation models: firstly a task-agnostic visual language model σ that given an image and natural language string provides a bounding box/segmentation of the image based on the description, along with a scalar-value score of how well the description describes the segmentation (e.g: Owl-ViT [49], ViLD [50], CLIPSeg [51], SAM [52], SEEM [53]). Secondly, we assume access to an auto-regressive large language model ψ (e.g: GPT4 [54], Gemini [55], Llama [56], Mistral 7B [57]), which can be used to sample likely natural language tokens as a function of a history of tokens. LIMP is agnostic to the particular instantiation of these models, making our approach versatile and easy to integrate with improved versions of both VLMs and LLMs.

B. Tasks

Multi-object goal navigation and mobile manipulation tasks require two types of skills: a primitive navigation skill and

interactive manipulation skills.

Navigation: We formalize navigation as object-goal oriented continuous path planning problems, where the goal is to generate paths to a goal pose set $P_{\text{goals}} \subset P$ while staying in feasible regions ($P_{\text{feasible}} \subset P$) and avoiding infeasible regions ($P_{\text{infeasible}} = P_{\text{feasible}}^c$). Infeasible regions include environment obstacles as well as dynamically determined semantic regions that violate constraints in the instruction l .

Manipulation: Interactive skills are options [58] parameterized by objects. Consider an object parameter θ that parameterizes an option $o_\theta = (I_\theta, \pi_\theta, \beta_\theta)$, the initiation set, policy, and termination condition are functions of both the robot pose P and θ . The initiation set I_θ denotes the global reference frame robot positions and object-centric attributes—such as object size—that determine if the option policy π_θ can be executed on the object θ . The termination condition β_θ determines when to stop the temporally extended skill.

To execute a manipulation skill on an object, an object-goal locomotive behavior must first be synthesized and executed to bring the robot into proximity with the object in question. This formalism is capable of encoding a wide variety of long-horizon object-centric mobile manipulation tasks, but for simplicity, we demonstrate our approach with open vocabulary mobile pick-and-place [9, 59]. In this setting, three key robot skills are necessary: navigation, picking, and placing.

V. LANGUAGE INSTRUCTION GROUNDING FOR MOTION PLANNING

LIMP interprets expressive natural language instructions and generates instruction-conditioned semantic maps that enable robots to verifiably solve long-horizon tasks with complex spatiotemporal constraints (Figure 3). Our approach has a modular structure with three separate modules: a Language Instruction Module, a Spatial Grounding Module and a Task and Motion Planning Module. The first two modules utilize

pretrained foundation models, while the third involves a task and motion planner for sequencing task subgoals and generating constraint-satisfying motion plans. LIMP involves two levels of dynamic semantic mapping: a Referent Semantic Map (RSM) generated in the spatial grounding module (Figure 3.b) localizes instruction-specific objects, and a Task Progression Semantic Map (TPSM) generated in the task and motion planning module (Figure 3.c) localizes spatial regions of interest (goal/avoidance regions) that affect task progression. The subsections below present more details on each module.

A. Language Instruction Module

In this module, we leverage a large language model ψ to translate a natural language instruction l into a linear temporal logic specification φ_l with a novel composable syntax that enables referent disambiguation. We achieve this with a two-stage in-context learning strategy, the first stage translates l into a conventional LTL formula ϕ_l where propositions refer to open-vocabulary objects. The second stage takes as input l and ϕ_l to generate a new formula φ_l , where predicate functions correspond to parameterized robot skills. Skill parameters in φ_l are instruction referent objects expressed in a composable syntax that chains descriptive spatial information to distinguish specific referent instances from other instances of the same object type.

Stage 1: We create a prompt template $prompt_1$ with a fixed portion that describes the translation task and a dynamic portion that is populated with in-context translation examples from a standard dataset [13] of natural language and LTL pairs. To select relevant in-context learning examples for any given instruction, we generate and cache embeddings for each natural language sentence in our dataset, at runtime we compute an embedding vector for the given instruction $\mathbf{E}_{text}(l)$, compute its cosine similarity with each dataset vector and select the k examples with highest scores. We concatenate the constructed prompt with the given instruction (l) and feed it into an LLM ψ to auto-regressively sample out an LTL formula ϕ_l , where propositions refer to open-vocabulary objects. Other approaches for translating language to LTL [7, 17, 13, 18, 19, 20] can be used as a drop-in replacement for Stage 1 provided they generate formulas that generalize to open vocabulary propositions.

Stage 2: In stage two, we construct a fixed prompt $prompt_2$ with translation guidelines and four (4) in-context examples. We concatenate this prompt with the given instruction (l) and the Stage 1 formula ϕ_l to generate a new LTL formula with our novel syntax φ_l . This new formula φ_l consists of predicate functions that refer to parameterized robot skills. We define three predicate functions: **near**, **pick** and **release** for the primitive navigation and manipulation skills (picking and placing) required for multi-object goal navigation and mobile pick-and-place. It is trivial to include other manipulation skills based on robot capabilities.

Predicate functions in φ_l are parameterized by Composable Referent Descriptors (CRDs), our novel propositional expressions that represent specific referent instances by chaining

Input Instruction:	“Bring the green plush toy to the whiteboard in front of it, watch out for the robot in front of the toy”
Conventional LTL:	$\mathcal{F}(\text{green_plush_toy} \wedge \mathcal{F}(\text{whiteboard} \wedge \neg\text{robot}))$ ϕ_l
Our LTL Syntax:	$\mathcal{F}(A \wedge \mathcal{F}(B \wedge \mathcal{F}(C \wedge \neg D \wedge \mathcal{F}E)))$ φ_l
A:	near[green_plush_toy]
B:	pick[green_plush_toy]
C:	near[whiteboard::isinfrontof(green_plush_toy)]
D:	near[robot::isinfrontof(green_plush_toy)]
E:	release[green_plush_toy, whiteboard::infrontof(green_plush_toy)]

Fig. 4: A given instruction is first translated into a conventional LTL formula ϕ_l that loosely captures the temporal occurrence of referent objects. This initial formula along with the original instruction is used to generate a new formula φ_l in our novel LTL syntax. φ consists of predicate functions that temporally chain required robot skills, parameterized by composable referent descriptors—spatially resolvable referent disambiguation expressions.

comparators that encode descriptive spatial information. Consider the example statement “the yellow cabinet above the fridge that is next to the stove”, the specific instance of the yellow cabinet referred to in this phrase can be represented with the CRD:

$$\text{yellow_cabinet} :: \text{isabove}(\text{fridge} :: \text{isnextto}(\text{stove})) \quad (2)$$

This expression captures the fact that there is a fridge that is next to a stove, and the yellow cabinet we desire is above that specific fridge. CRDs are constructed from a set of 3D spatial comparators [60] defined in our second stage prompt. Our entire LTL syntax with predicate functions parameterized by composable referent descriptors with appropriate spatial comparators are directly sampled from the LLM ψ , given language instructions of arbitrary complexity and ambiguity. Our spatial grounding module can robustly interpret these arbitrarily composable propositional expressions and apply spatial reasoning to localize the inferred referent in the environment map.

Figure 4 presents an example highlighting the result of our two-stage prompting strategy. See our appendix section VIII for the exact prompts used in the language instruction module.

B. Spatial Grounding Module

In the spatial grounding module, we detect and localize specific instances of objects referenced in a given instruction. Recall the example instruction from Fig. 4: “Bring the green plush toy to the whiteboard in front of it, watch out for the robot in front of the toy”, our spatial grounding module first parses the translated LTL formula φ_l and extracts referents along with their composable referent descriptors (CRDs):

- green_plush_toy
- whiteboard :: isinfrontof(green_plush_toy)
- robot :: isinfrontof(green_plush_toy)

We then leverage visual language models to detect and generate segmentation masks of referent occurrences from RGBD observations of the environment. We backproject all pixels in these masks unto our 3D map to obtain an initial semantic map that localizes all instruction object instances. We use the Owl-Vit model [49] to detect bounding boxes of

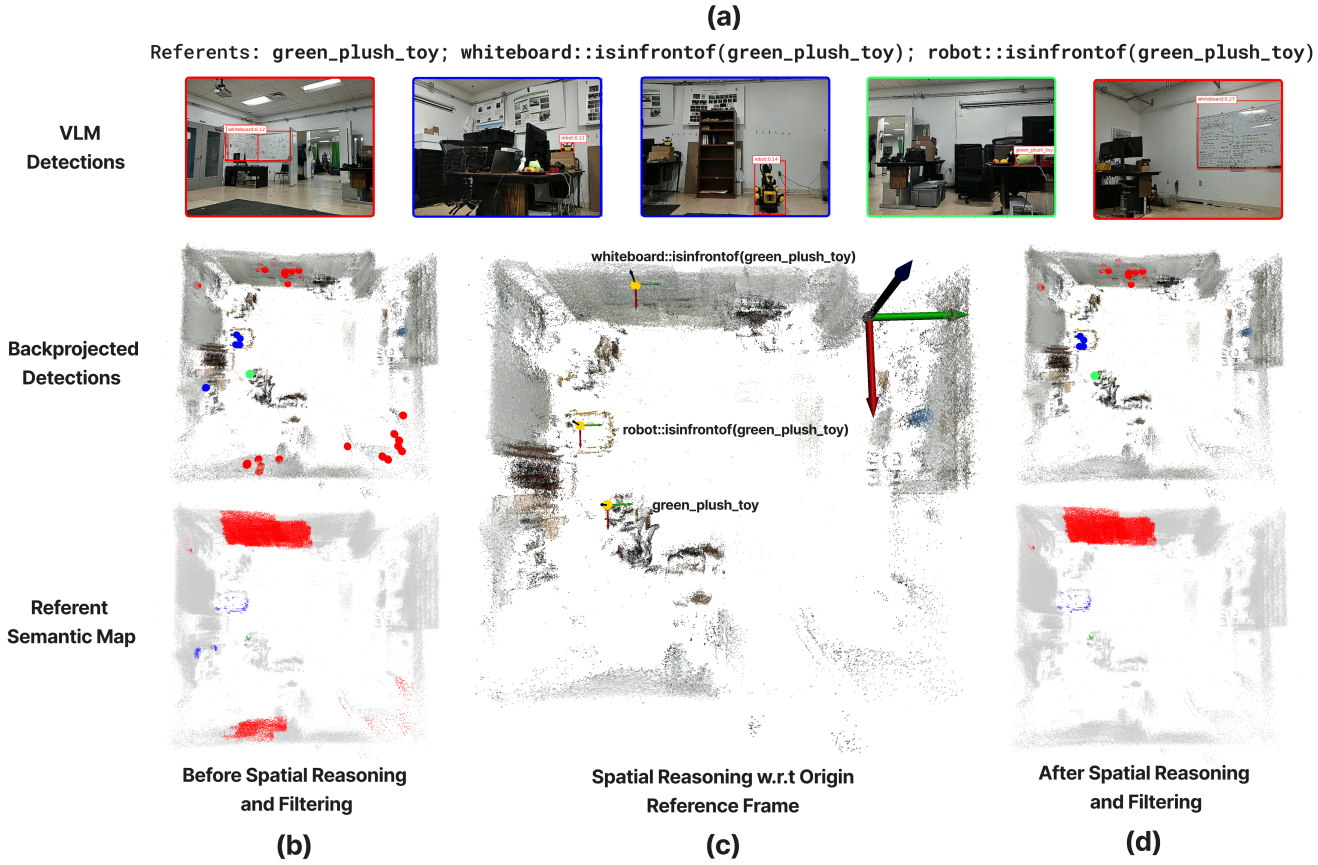


Fig. 5: [A] Recall the example instruction in Fig. 4, given the set of extracted referents with composable referent descriptors (CRD), our spatial grounding module first leverages a VLM to detect all referent occurrences from prior RGBD observations of the environment. [B] We then obtain an initial semantic map with all detected referent instances by backprojecting pixels in segmented referent masks onto the 3D map. [C] We resolve each referent’s spatial comparators as expressed by their CRDs with respect to the origin coordinate frame of reference. [D] We finally filter out failing instances to obtain a Referent Semantic Map (RSM) that localizes the exact referent instances described in the instruction.

open-vocabulary referents and SAM [52] to generate masks from detected bounding boxes. In our running example, occurrences of *green_plush_toy*, *whiteboard* and *robot* are detected, segmented and backprojected onto the map as shown in Figure 5[a&b].

We filter detected occurrences of referents to obtain the specific object instances described in the given instruction via spatial reasoning. We achieve this by resolving the 3D spatial comparators captured in each referent’s CRD, recall that CRDs are propositional expressions, hence, can be evaluated as true or false. We define eight (8) spatial comparators (*isbetween*, *isabove*, *isbelow*, *isleftof*, *isrightof*, *isnextto*, *isinfrontof*, *isbehind*) to reason about the spatial relationships between referents based on their backprojected 3D positions. Since all backprojected positions are relative to an origin coordinate system, our allocentric spatial comparators are resolved from the perspective of this origin position as shown in Figure 5[c]. This type of Relative frame of reference (FoR) when describing spatial relationships between objects, in contrast to an Absolute or Intrinsic FoR, is dominant in English [61], hence a logical choice in our work.

For each detected referent, the backprojected 3D position of its center mask pixel is used as the representative position of the object. To resolve a given referent with a spatial descriptor,

we apply the appropriate spatial comparator to all detected pairs of the desired referent and comparison landmark object, filtering out satisfying instances to obtain a Referent Semantic Map (RSM) that localizes specific object instances described in the original instruction as shown in Figure 5[d].

Consider an example scenario where the goal is to resolve the referent:

$$\text{whiteboard} :: \text{isinfrontof}(\text{green_plush_toy}) \quad (3)$$

Let $W = \{w_1, w_2, \dots, w_n\}$ and $G = \{g_1, g_2, \dots, g_m\}$ represent the set of representative 3D positions of detected whiteboards and green_plush_toys respectively. The cartesian product of these sets enumerates all possible pairs (w, g) for comparison.

$$W \times G = \{w, g\} \mid w \in W, g \in G\} \quad (4)$$

The ‘*isinfrontof*(w, g)’ comparator is applied to each pair, yielding a subset S that contains only those ‘whiteboards’ that satisfy the ‘*isinfrontof*’ condition with at least one ‘green_plush_toy’.

$$S = \{w \in W \mid \exists g \in G \text{ such that } \text{isinfrontof}(w, g) \text{ is true}\} \quad (5)$$

Our appendix section VIII presents further details on our spatial comparators.

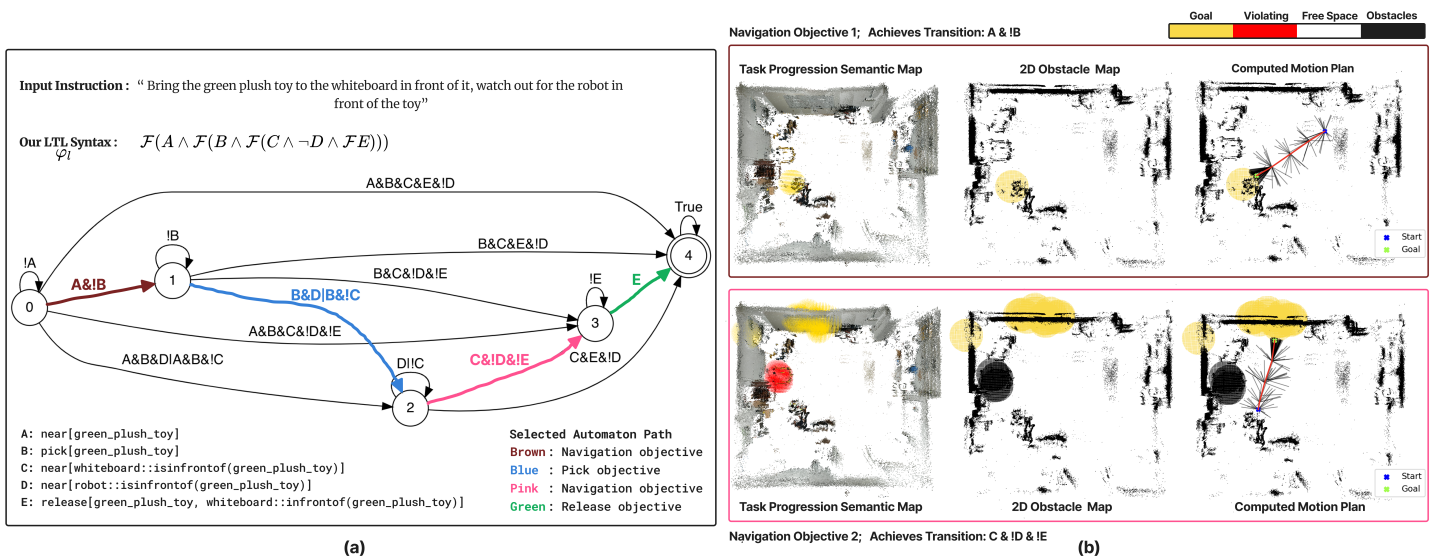


Fig. 6: **[A]** A given instruction translated into our LTL syntax φ_l can be compiled into an equivalent finite-state automaton that captures the temporal constraints of the task. We select a path through this automaton with a strategy that incrementally selects the next progression state from the initial state to the accepting state. We then execute manipulation options and navigation behaviors as required by this high-level task plan. **[B]** To execute navigation objectives we generate a task progression semantic map (TPSM) that augments the environment with state transition constraints, localizing goal (yellow) and avoidance (red) regions. We convert generated TPSMs into 2D obstacle maps for continuous path planning.

C. Task and Motion Planning Module

Finally, our TAMP module solves the integrated task and motion planning problem of generating high-level task plans—that sequence subgoals—and low-level continuous path plans required for navigation.

Progressive Motion Planner: Our TAMP algorithm (Alg.1) first compiles our LTL formula with parameterized robot skills into an equivalent finite-state automaton (Figure 6[a]), which can be used to generate a plan that is guaranteed to be *correct-by-construction*. We select a path that traverses this automaton from its initial state to its accepting state, this is a high-level task plan that interleaves the navigation and manipulation objectives required for satisfying the instruction. While there are many ways to select this path, we implement a strategy that incrementally selects the next progression state from the initial state until the final accepting state is reached. This strategy suits our needs as it ensures the generated plan faithfully obeys all temporal subgoal objectives.

As shown in Figure 6[a] each progressive automaton state is connected by transition edges that represent the logical expression that must hold for the transition to occur. Our algorithm performs the required low-level behavior to achieve each transition, for manipulation objective subgoals, we execute the appropriate parameterized skill. For navigation objective subgoals, we dynamically generate Task Progression Semantic Maps (TPSM) that localize goal and constraint regions in the environment and perform continuous path planning using the Fast Marching Tree algorithm (FMT*) [62]. Our planner assumes that actions are deterministic and the environment does not change between mapping and execution.

Task Progression Semantic Maps: TPSMs augment a 3D scene with the navigation constraints specified by automaton

state transition expressions, enabling a robot to perform goal-directed and constraint-aware navigation. Segmented regions of interest captured in a TPSM can be arbitrarily large via a nearness threshold (in meters) that defines what it means to be at or close to an object. This parameter can be specified as a high-level parameter or included in the language instruction module’s prompting strategy, such that an LLM infers what value to use based on the given instruction. Goal regions captured in a generated TPSM along with object-centric constraints, such as object shape, form the initiation set for manipulation options.

Our algorithm (Alg.2) for generating a TPSM $\mathcal{M}_{\text{tpsm}}$ integrates an environment map (\mathcal{M}) and a referent semantic map (\mathcal{M}_{rsm}) given a logical transition expression (\mathcal{T}), a desired automaton state (\mathcal{S}'), and a nearness threshold (θ). The algorithm first initializes $\mathcal{M}_{\text{tpsm}}$ with a copy of \mathcal{M} and extracts relevant instruction predicates from \mathcal{T} . For each predicate (parameterized skill), the algorithm identifies satisfying referent positions in \mathcal{M}_{rsm} , generates a spherical grid of surrounding points within a radius θ , and assesses how these points affect the progression of the task automaton towards \mathcal{S}' . These points demarcate regions of interest, and are assigned a value of 1 if they cause the automaton to transition to the desired state, -1 if they lead to a different automaton state or violate the automaton, and 0 if they do not affect the automaton. The points are then integrated into $\mathcal{M}_{\text{tpsm}}$, yielding a semantic map that identifies goal and constraint violating regions.

We primarily evaluate our approach on a ground mobile robot, hence we transform 3D TPSMs into 2D geometric obstacle maps, where constraint regions are also treated as obstacle regions (Figure 6[b]). Our approach however, is robot agnostic and allows for direct planning in 3D TPSMs for appropriate embodiments, such as drones.

Algorithm 1 Progressive Motion Planner

```
1: procedure PMP( $X_{start}, \varphi, \mathcal{M}, \mathcal{M}_{rsm}, \theta$ )
  Input:
     $X_{start}$ : Start position in the environment.
     $\varphi$ : CRD syntax LTL formula specifying task objectives.
     $\mathcal{M}$ : Environment map.
     $\mathcal{M}_{rsm}$ : Referent semantic map.
     $\theta$ : Nearness threshold.
  Output:
     $\Pi$ : Generated task and motion plan.
2:  $\mathcal{A} \leftarrow \text{ConstructAutomaton}(\varphi)$ 
3:  $\text{path} \leftarrow \text{SelectAutomatonPath}(\mathcal{A}) \quad \triangleright$  Task plan
4: while  $\Pi$ .status is active do
5:   while  $\mathcal{A}$ .state  $\neq$  path.acceptingState do
6:      $\mathcal{S}, \mathcal{T}, \mathcal{S}' \leftarrow \mathcal{A}.\text{GetTransition}(\text{path.currentStep})$ 
7:     objective  $\leftarrow \text{NextObjectiveType}(\mathcal{T})$ 
8:     if objective = "skill" then
9:        $\Pi.\text{UpdateWithSkill}(\mathcal{T})$ 
10:       $\mathcal{A}.\text{UpdateAutomatonState}(\mathcal{S}')$ 
11:     else if objective = "navigation" then
12:        $\mathcal{M}_{params} \leftarrow \mathcal{M}, \mathcal{M}_{rsm}, \mathcal{T}, \mathcal{A}, \mathcal{S}', \theta$ 
13:        $\mathcal{M}_{tpsm} \leftarrow \text{GENERATETPSM}(\mathcal{M}_{params})$ 
14:        $\mathcal{O} \leftarrow \text{GenerateObstacleMap}(\mathcal{M}_{tpsm})$ 
15:        $\text{plan} \leftarrow \text{FMT}^*(X_{start}, \mathcal{O}) \quad \triangleright$  Path plan
16:       if plan.exists then
17:          $\Pi.\text{UpdateWithPlan}(\text{plan})$ 
18:          $X_{start} \leftarrow \text{plan.endPosition}$ 
19:          $\mathcal{A}.\text{UpdateAutomatonState}(\mathcal{S}')$ 
20:       else
21:          $\Pi, \mathcal{A}, \text{path} \leftarrow \text{Backtrack}(\Pi, \mathcal{A}, \text{path})$ 
22:       end if
23:     end if
24:   end while
25: end while
26: return  $\Pi$ 
27: end procedure
```

VI. EXPERIMENTAL EVALUATION

We perform quantitative and qualitative experiments to evaluate the performance of LIMP. Our evaluations test the hypothesis that our system for translating natural language instructions into LTL expressions and dynamically generating semantic maps to localize referents and goal/constraint regions, enables robots to accurately interpret and execute instructions in large-scale environments, without being trained in those environments. Specifically, our evaluation seeks to answer the following questions:

- Can our language instruction module interpret complex and ambiguous natural language instructions?
- Can our spatial grounding module resolve specific instances of objects described in instructions?
- Can our TAMP algorithm generate constraint-satisfying plans?

To answer these questions, we evaluate various ablations

Algorithm 2 Task Progression Semantic Mapping

```
1: procedure GENERATETPSM( $\mathcal{M}, \mathcal{M}_{rsm}, \mathcal{T}, \mathcal{A}, \mathcal{S}', \theta$ )
  Input:
     $\mathcal{M}$ : Environment map.
     $\mathcal{M}_{rsm}$ : Referent semantic map.
     $\mathcal{T}$ : Automaton transition expression.
     $\mathcal{A}$ : Task Automaton.
     $\mathcal{S}'$ : Desired State.
     $\theta$ : Nearness threshold.
  Output:
     $\mathcal{M}_{tpsm}$ : Task Progression Semantic Map.
2:  $\mathcal{M}_{tpsm} \leftarrow \text{Copy}(\mathcal{M})$ 
3:  $\mathcal{P} \leftarrow \text{ExtractRelevantPredicates}(\mathcal{T})$ 
4: for  $p$  in  $\mathcal{P}$  do
5:    $\mathcal{R} \leftarrow \text{QueryPositions}(\mathcal{M}_{rsm}, p)$ 
6:   for  $r$  in  $\mathcal{R}$  do
7:      $G \leftarrow \{g \mid g = r + \delta, \|\delta\| \leq \theta\}$ 
8:     for  $g$  in  $G$  do
9:        $\mathcal{Q} \leftarrow \text{TruePredicatesAt}(g, \mathcal{M}_{rsm}, \theta)$ 
10:       $\mathcal{S}_{next} \leftarrow \text{ProgressAutomaton}(\mathcal{A}, \mathcal{Q})$ 
11:      if  $\mathcal{S}_{next} = \mathcal{S}'$  then
12:         $g.\text{value} \leftarrow 1 \quad \triangleright$  Goal value
13:      else if  $\text{IsUndesired}(\mathcal{S}_{next})$  then
14:         $g.\text{value} \leftarrow -1 \quad \triangleright$  Avoidance value
15:      else
16:         $g.\text{value} \leftarrow 0$ 
17:      end if
18:    end for
19:     $\text{AddPoints}(\mathcal{M}_{tpsm}, G)$ 
20:  end for
21: end for
22: return  $\mathcal{M}_{tpsm}$ 
23: end procedure
```

of our approach. We evaluate our complete approach with a two-stage prompting strategy in the language instruction module, where we select in-context learning examples based on cosine similarity. We also implement an ablation that uses our two-stage strategy but selects in-context learning examples randomly. Finally, we evaluate an ablation that implements a single-stage prompting strategy that directly uses our second-stage prompt to translate a given natural language instruction l into our LTL syntax with parameterized robot skills φ_l without first generating a conventional LTL formula ϕ_l . For all these ablations we keep our spatial grounding approach and our progressive motion planner constant.

We focus our quantitative evaluations on these ablations because language understanding is a key bottle-neck to instruction following. Inaccurate interpretations of instructions adversely affects spatial grounding and the ability to generate task and motion plans that are aligned with an instructor's intention. Existing datasets are either limited in providing access to RGBD observations [16] or limited to simple instructions [9] that do not do justice to the kinds of complex

TABLE I: Performance comparison of instruction understanding and spatial resolution.

Approach	Referent Resolution Accuracy (Average WER) ↓	Avoidance Constraint Resolution Accuracy (Average WER) ↓	Spatial Relationship Resolution Accuracy (Average WER) ↓
Single Stage Prompting	0.29	0.27	0.13
Two Stage Prompting [Random Embedding]	0.12	0.02	0.13
Two Stage Prompting [Similar Embedding]	0.06	0.02	0.09

TABLE II: Performance comparison of temporal alignment and plan success rate.

Approach	Temporal Alignment Accuracy (% of instructions) ↑		Planning Success Rate (% of instructions) ↑	
	Object Goal Navigation	Mobile Manipulation	Object Goal Navigation	Mobile Manipulation
Single Stage Prompting	67%	57%	62%	43%
Two Stage Prompting [Random Embedding]	95%	86%	86%	57%
Two Stage Prompting [Similar Embedding]	100%	86%	90%	71%

spatiotemporal instructions our approach aims to verifiably solve. Hence, we run our evaluations with real-world data on a set of 35 complex and ambiguous object goal navigation and mobile pick-and-place instructions.

Metrics: We introduce some performance metrics aimed at evaluating instruction understanding:

- **Referent resolution accuracy** compares the extracted referents present in our translated LTL specification φ_l against the expected ground-truth.
- **Avoidance constraint resolution accuracy** does the same for all referents intended to be avoided while executing the instruction.
- **Spatial relationship resolution accuracy** measures the extent to which constructed CRDs capture the spatial relationships between referents.

These metrics are implemented using the popular word error rate (WER) metric that computes the minimum number of substitutions, deletions and insertions required to transform a text sequence to the expected sequence. We report the average word error rates for our 35 instructions in Table I.

We also define **temporal alignment accuracy** and **planning success rate** metrics. A translated LTL formula is said to be temporally aligned if the sequence of subgoal objectives dictated by its finite state machine satisfies the intention of the instructor—as captured in the instruction. A plan is also deemed as successful if it satisfies all intended spatial and temporal constraints as highlighted in the instruction. Achieving a high task success rate is challenging, as it requires accurate referent and avoidance constraint resolution, spatial grounding and temporal alignment. We report the percentage of successful plans and temporally accurate translations in Table II. We query each instruction five (5) times for each ablation and use the most recurring translation (mode translation) in our quantitative evaluation. In our experiments, LIMP is able to synthesize constraint-satisfying plans in **90%** of object-goal navigation and **71%** of mobile pick-and-place instructions.

In addition to these quantitative results, we present examples of qualitative results in Figure 7. We also present additional

results through robot demonstrations on our project website.

VII. LIMITATIONS

Our study revealed several limitations that merit discussion. Firstly, depth sensing limitations on our robot platform restricted our ability to construct outdoor maps as our approach relies on RGBD observations produced via SLAM. Furthermore, while our system can interpret non-finite instructions into the correct LTL formulas, for example “*always check the green sofa, if you see trash pick it up and place it in the bin*”, our current LTL progression framework only processes co-safe formulas, which are applicable to finite sequences. This particular limitation reveals an intriguing direction future work hopes to address.

Another significant limitation stems from the dependency of spatial grounding on VLM object recognition and depth sensing. Any deficiencies in these components directly impact the accuracy of spatial grounding. LIMP assumes that the environment remains consistent between the mapping and execution phases, as such our planning approach is non-reactive to dynamic changes. This assumption may not always hold true, especially in environments prone to frequent alterations, our future work hopes to address this limitation with editable scene representations.

Lastly, while our Progressive Motion Planning algorithm is complete—ensuring that a solution will be found if it exists—we do not claim it to be optimal. Our algorithm’s completeness guarantees solution discovery through backtracking across the integrated TAMP problem, which includes both high-level automaton states and continuous path planning. However, the absence of optimality guarantees suggests another potential direction for future work, aiming to enhance the efficiency of the planning process.

VIII. CONCLUSION

Foundation models are primed to facilitate the next generation of generally capable robots. Our results suggest that, rather than directly using these models for planning or robot control, they should be leveraged for their individual strengths

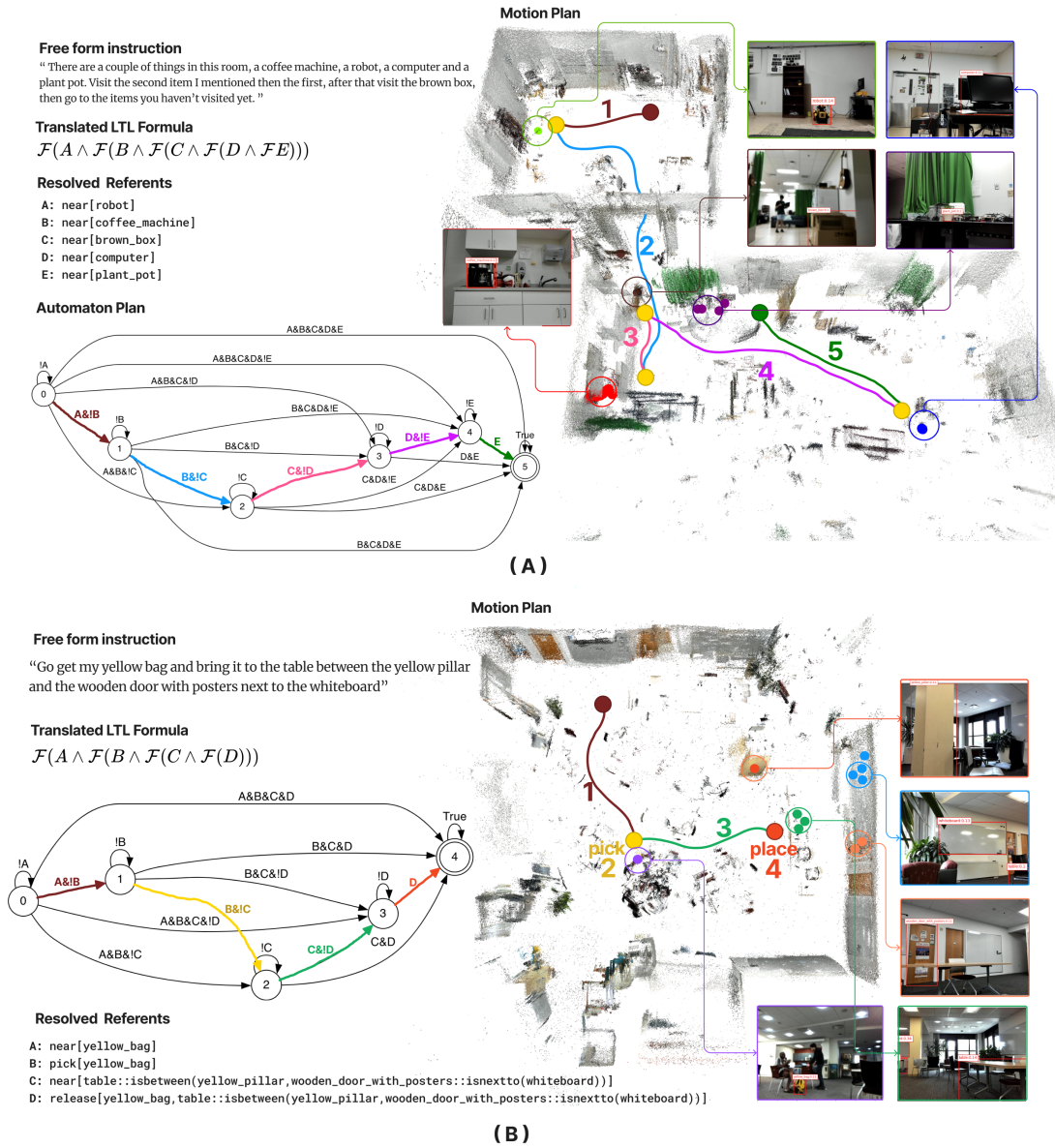


Fig. 7: [A] Sample generated plan for a multi object-goal navigation task. [B] Sample generated plan for a mobile pick-and-place task.

(LLMs for language understanding, VLMs for visual understanding) and combined with proven traditional approaches that excel in safety, explainability, alignment and verifiable behavior synthesis. This approach for using foundation models in robotics is vital to improve safety and trust in robots that will have to work with and for humans.

REFERENCES

- [1] Y. Hu, Q. Xie, V. Jain, J. Francis, J. Patrikar, N. Keetha, S. Kim, Y. Xie, T. Zhang, Z. Zhao, *et al.*, "Toward general-purpose robots via foundation models: A survey and meta-analysis," *arXiv preprint arXiv:2312.08782*, 2023.
- [2] R. Firoozi, J. Tucker, S. Tian, A. Majumdar, J. Sun, W. Liu, Y. Zhu, S. Song, A. Kapoor, K. Hausman, *et al.*, "Foundation models in robotics: Applications, challenges, and the future," *arXiv preprint arXiv:2312.07843*, 2023.
- [3] S. Y. Gadre, M. Wortsman, G. Ilharco, L. Schmidt, and S. Song, "Cows on pasture: Baselines and benchmarks for language-driven zero-shot object navigation," in *Proceedings of the IEEE/CVF Conference on Computer Vision and Pattern Recognition*, pp. 23171–23181, 2023.
- [4] D. Shah, B. Osinski, S. Levine, *et al.*, "Lm-nav: Robotic navigation with large pre-trained models of language, vision, and action," in *Conference on Robot Learning*, pp. 492–504, PMLR, 2023.
- [5] C. Huang, O. Mees, A. Zeng, and W. Burgard, "Visual language maps for robot navigation," in *2023 IEEE International Conference on Robotics and Automation (ICRA)*, pp. 10608–10615, IEEE, 2023.
- [6] C. Huang, O. Mees, A. Zeng, and W. Burgard, "Audio vi-

- sual language maps for robot navigation,” *arXiv preprint arXiv:2303.07522*, 2023.
- [7] J. X. Liu, Z. Yang, I. Idrees, S. Liang, B. Schornstein, S. Tellex, and A. Shah, “Grounding complex natural language commands for temporal tasks in unseen environments,” in *Conference on Robot Learning*, pp. 1084–1110, PMLR, 2023.
- [8] P. Anderson, A. Chang, D. S. Chaplot, A. Dosovitskiy, S. Gupta, V. Koltun, J. Kosecka, J. Malik, R. Mottaghi, M. Savva, *et al.*, “On evaluation of embodied navigation agents,” *arXiv preprint arXiv:1807.06757*, 2018.
- [9] S. Yenamandra, A. Ramachandran, K. Yadav, A. Wang, M. Khanna, T. Gervet, T.-Y. Yang, V. Jain, A. W. Clegg, J. Turner, *et al.*, “Homerobot: Open-vocabulary mobile manipulation,” *arXiv preprint arXiv:2306.11565*, 2023.
- [10] B. Chen, F. Xia, B. Ichter, K. Rao, K. Gopalakrishnan, M. S. Ryoo, A. Stone, and D. Kappler, “Open-vocabulary queryable scene representations for real world planning,” in *2023 IEEE International Conference on Robotics and Automation (ICRA)*, pp. 11509–11522, IEEE, 2023.
- [11] J. Liang, W. Huang, F. Xia, P. Xu, K. Hausman, B. Ichter, P. Florence, and A. Zeng, “Code as policies: Language model programs for embodied control,” in *2023 IEEE International Conference on Robotics and Automation (ICRA)*, pp. 9493–9500, IEEE, 2023.
- [12] E. A. Emerson, “Temporal and modal logic,” in *Formal Models and Semantics*, pp. 995–1072, Elsevier, 1990.
- [13] J. Pan, G. Chou, and D. Berenson, “Data-efficient learning of natural language to linear temporal logic translators for robot task specification,” *arXiv preprint arXiv:2303.08006*, 2023.
- [14] B. Quartey, A. Shah, and G. Konidaris, “Exploiting contextual structure to generate useful auxiliary tasks,” *arXiv preprint arXiv:2303.05038*, 2023.
- [15] C. R. Garrett, R. Chitnis, R. Holladay, B. Kim, T. Silver, L. P. Kaelbling, and T. Lozano-Pérez, “Integrated task and motion planning,” *Annual review of control, robotics, and autonomous systems*, vol. 4, pp. 265–293, 2021.
- [16] J. X. Liu, Z. Yang, I. Idrees, S. Liang, B. Schornstein, S. Tellex, and A. Shah, “Lang2ltl: Translating natural language commands to temporal robot task specification,” *arXiv preprint arXiv:2302.11649*, 2023.
- [17] M. Berg, D. Bayazit, R. Mathew, A. Rotter-Aboyoun, E. Pavlick, and S. Tellex, “Grounding language to landmarks in arbitrary outdoor environments,” in *2020 IEEE International Conference on Robotics and Automation (ICRA)*, pp. 208–215, IEEE, 2020.
- [18] M. Cosler, C. Hahn, D. Mendoza, F. Schmitt, and C. Trippel, “nl2spec: Interactively translating unstructured natural language to temporal logics with large language models,” *arXiv preprint arXiv:2303.04864*, 2023.
- [19] F. Fuggitti and T. Chakraborti, “Nl2ltl—a python package for converting natural language (nl) instructions to linear temporal logic (ltl) formulas,” in *AAAI Conference on Artificial Intelligence*, 2023.
- [20] Y. Chen, R. Gandhi, Y. Zhang, and C. Fan, “Nl2ltl: Trans-
- forming natural languages to temporal logics using large language models,” *arXiv preprint arXiv:2305.07766*, 2023.
- [21] A. Pnueli, “The temporal logic of programs,” in *Proceedings of the 18th Annual Symposium on Foundations of Computer Science, SFCS ’77*, p. 46–57, IEEE Computer Society, 1977.
- [22] F. Bacchus and F. Kabanza, “Using temporal logics to express search control knowledge for planning,” *Artificial intelligence*, vol. 116, no. 1-2, pp. 123–191, 2000.
- [23] M. Y. Vardi, “An automata-theoretic approach to linear temporal logic,” *Logics for concurrency: structure versus automata*, pp. 238–266, 2005.
- [24] H. Kress-Gazit, G. E. Fainekos, and G. J. Pappas, “Temporal-logic-based reactive mission and motion planning,” *IEEE Transactions on Robotics*, vol. 25, no. 6, pp. 1370–1381, 2009.
- [25] M. Colledanchise, R. M. Murray, and P. Ögren, “Synthesis of correct-by-construction behavior trees,” in *2017 IEEE/RSJ International Conference on Intelligent Robots and Systems (IROS)*, pp. 6039–6046, 2017.
- [26] S. Tellex, N. Gopalan, H. Kress-Gazit, and C. Matuszek, “Robots that use language,” *Annual Review of Control, Robotics, and Autonomous Systems*, vol. 3, pp. 25–55, 2020.
- [27] V. Blukis, R. A. Knepper, and Y. Artzi, “Few-shot object grounding and mapping for natural language robot instruction following,” *arXiv preprint arXiv:2011.07384*, 2020.
- [28] R. Patel, R. Pavlick, and S. Tellex, “Learning to ground language to temporal logical form,” in *NAACL*, 2019.
- [29] C. Wang, C. Ross, Y.-L. Kuo, B. Katz, and A. Barbu, “Learning a natural-language to ltl executable semantic parser for grounded robotics,” in *Conference on Robot Learning*, pp. 1706–1718, PMLR, 2021.
- [30] K. Zheng, D. Bayazit, R. Mathew, E. Pavlick, and S. Tellex, “Spatial language understanding for object search in partially observed city-scale environments,” in *2021 30th IEEE International Conference on Robot & Human Interactive Communication (RO-MAN)*, pp. 315–322, IEEE, 2021.
- [31] X. Wang, W. Wang, J. Shao, and Y. Yang, “Lana: A language-capable navigator for instruction following and generation,” *arXiv preprint arXiv:2303.08409*, 2023.
- [32] S.-M. Park and Y.-G. Kim, “Visual language navigation: A survey and open challenges,” *Artificial Intelligence Review*, vol. 56, no. 1, pp. 365–427, 2023.
- [33] B. Chen, F. Xia, B. Ichter, K. Rao, K. Gopalakrishnan, M. S. Ryoo, A. Stone, and D. Kappler, “Open-vocabulary queryable scene representations for real world planning,” *arXiv preprint arXiv:2209.09874*, 2022.
- [34] B. Yu, H. Kasaei, and M. Cao, “L3mvm: Leveraging large language models for visual target navigation,” *arXiv preprint arXiv:2304.05501*, 2023.
- [35] C. H. Song, J. Wu, C. Washington, B. M. Sadler, W.-L. Chao, and Y. Su, “Llm-planner: Few-shot grounded plan-

- ning for embodied agents with large language models,” *arXiv preprint arXiv:2212.04088*, 2022.
- [36] C. Huang, O. Mees, A. Zeng, and W. Burgard, “Visual language maps for robot navigation,” *arXiv preprint arXiv:2210.05714*, 2022.
- [37] J. Liang, W. Huang, F. Xia, P. Xu, K. Hausman, B. Ichter, P. Florence, and A. Zeng, “Code as policies: Language model programs for embodied control,” *arXiv preprint arXiv:2209.07753*, 2022.
- [38] E. Hsiung, H. Mehta, J. Chu, X. Liu, R. Patel, S. Tellex, and G. Konidaris, “Generalizing to new domains by mapping natural language to lifted ltl,” in *2022 International Conference on Robotics and Automation (ICRA)*, pp. 3624–3630, IEEE, 2022.
- [39] I. Kostavelis and A. Gasteratos, “Semantic mapping for mobile robotics tasks: A survey,” *Robotics and Autonomous Systems*, vol. 66, pp. 86–103, 2015.
- [40] J. Crespo, J. C. Castillo, O. M. Mozos, and R. Barber, “Semantic information for robot navigation: A survey,” *Applied Sciences*, vol. 10, no. 2, p. 497, 2020.
- [41] A. Pronobis, *Semantic mapping with mobile robots*. PhD thesis, KTH Royal Institute of Technology, 2011.
- [42] E. Rosen, S. James, S. Orozco, V. Gupta, M. Merlin, S. Tellex, and G. Konidaris, “Synthesizing navigation abstractions for planning with portable manipulation skills,” in *Conference on Robot Learning*, pp. 2278–2287, PMLR, 2023.
- [43] R. E. Fikes and N. J. Nilsson, “Strips: A new approach to the application of theorem proving to problem solving,” *Artificial intelligence*, vol. 2, no. 3-4, pp. 189–208, 1971.
- [44] C. R. Garrett, T. Lozano-Pérez, and L. P. Kaelbling, “Pddlstream: Integrating symbolic planners and black-box samplers via optimistic adaptive planning,” in *Proceedings of the International Conference on Automated Planning and Scheduling*, vol. 30, pp. 440–448, 2020.
- [45] R. Holladay, T. Lozano-Pérez, and A. Rodriguez, “Planning for multi-stage forceful manipulation,” in *2021 IEEE International Conference on Robotics and Automation (ICRA)*, pp. 6556–6562, IEEE, 2021.
- [46] I. RAS, “*Mobile Manipulation*,” 2023. <https://www.ieee-ras.org/mobile-manipulation>.
- [47] D. Batra, A. X. Chang, S. Chernova, A. J. Davison, J. Deng, V. Koltun, S. Levine, J. Malik, I. Mordatch, R. Mottaghi, *et al.*, “Rearrangement: A challenge for embodied ai,” *arXiv preprint arXiv:2011.01975*, 2020.
- [48] K. Gao, Y. Gao, H. He, D. Lu, L. Xu, and J. Li, “Nerf: Neural radiance field in 3d vision, a comprehensive review,” *arXiv preprint arXiv:2210.00379*, 2022.
- [49] M. Minderer, A. Gritsenko, A. Stone, M. Neumann, D. Weissenborn, A. Dosovitskiy, A. Mahendran, A. Arnab, M. Dehghani, Z. Shen, *et al.*, “Simple open-vocabulary object detection with vision transformers. arxiv 2022,” *arXiv preprint arXiv:2205.06230*.
- [50] X. Gu, T.-Y. Lin, W. Kuo, and Y. Cui, “Open-vocabulary object detection via vision and language knowledge distillation,” *arXiv preprint arXiv:2104.13921*, 2021.
- [51] T. Lüddecke and A. Ecker, “Image segmentation using text and image prompts,” in *Proceedings of the IEEE/CVF Conference on Computer Vision and Pattern Recognition*, pp. 7086–7096, 2022.
- [52] A. Kirillov, E. Mintun, N. Ravi, H. Mao, C. Rolland, L. Gustafson, T. Xiao, S. Whitehead, A. C. Berg, W.-Y. Lo, *et al.*, “Segment anything,” *arXiv preprint arXiv:2304.02643*, 2023.
- [53] X. Zou, J. Yang, H. Zhang, F. Li, L. Li, J. Gao, and Y. J. Lee, “Segment everything everywhere all at once,” *arXiv preprint arXiv:2304.06718*, 2023.
- [54] J. Achiam, S. Adler, S. Agarwal, L. Ahmad, I. Akkaya, F. L. Aleman, D. Almeida, J. Altenschmidt, S. Altman, S. Anadkat, *et al.*, “Gpt-4 technical report,” *arXiv preprint arXiv:2303.08774*, 2023.
- [55] G. Team, R. Anil, S. Borgeaud, Y. Wu, J.-B. Alayrac, J. Yu, R. Soricut, J. Schalkwyk, A. M. Dai, A. Hauth, *et al.*, “Gemini: a family of highly capable multimodal models,” *arXiv preprint arXiv:2312.11805*, 2023.
- [56] H. Touvron, T. Lavril, G. Izacard, X. Martinet, M.-A. Lachaux, T. Lacroix, B. Rozière, N. Goyal, E. Hambro, F. Azhar, *et al.*, “Llama: Open and efficient foundation language models,” *arXiv preprint arXiv:2302.13971*, 2023.
- [57] A. Q. Jiang, A. Sablayrolles, A. Mensch, C. Bamford, D. S. Chaplot, D. d. I. Casas, F. Bressand, G. Lengyel, G. Lample, L. Saulnier, *et al.*, “Mistral 7b,” *arXiv preprint arXiv:2310.06825*, 2023.
- [58] R. S. Sutton, D. Precup, and S. Singh, “Between mdps and semi-mdps: A framework for temporal abstraction in reinforcement learning,” *Artificial intelligence*, vol. 112, no. 1-2, pp. 181–211, 1999.
- [59] N. Yokoyama, A. W. Clegg, E. Undersander, S. Ha, D. Batra, and A. Rai, “Adaptive skill coordination for robotic mobile manipulation,” *arXiv preprint arXiv:2304.00410*, 2023.
- [60] K. M. Jatavallabhula, A. Kuwajerwala, Q. Gu, M. Omama, T. Chen, S. Li, G. Iyer, S. Saryazdi, N. Keetha, A. Tewari, *et al.*, “Conceptfusion: Open-set multimodal 3d mapping,” *arXiv preprint arXiv:2302.07241*, 2023.
- [61] A. Majid, M. Bowerman, S. Kita, D. B. Haun, and S. C. Levinson, “Can language restructure cognition? the case for space,” *Trends in cognitive sciences*, vol. 8, no. 3, pp. 108–114, 2004.
- [62] L. Janson, E. Schmerling, A. Clark, and M. Pavone, “Fast marching tree: A fast marching sampling-based method for optimal motion planning in many dimensions,” *The International journal of robotics research*, vol. 34, no. 7, pp. 883–921, 2015.

APPENDIX

This sections presents additional details on our approach for leveraging foundation models and temporal logics to verifiably follow expressive natural language instructions with complex spatiotemporal constraints. We encourage readers to visit our website robotlimp.github.io for supplementary videos.

A1. PROMPTING STRATEGY

We implement a two-stage prompting strategy in this work. The first stage translates a given instruction into a conventional LTL formula, where propositions refer to open-vocabulary objects. For any given instruction, we dynamically generate K in-context translation examples from a dataset of natural language and LTL pairs, based on cosine similarity with the given instruction. Here is the exact text prompt used.

```
1 You are an LLM that understands operators involved
  with Linear Temporal Logic, such as F, G, U, &,
  |, ~, etc.). Your goal is translate language
  input to LTL output, ignore references to
  distances.
2 Input:<generated_example_instruction>
3 Output:<generated_example_LTL>
4 ...
5 Input:<given_instruction>
6 Output:
```

Listing 1: Base prompt used to obtain a conventional LTL formula from a natural language query

The second stage takes the given instruction and the LTL response from the first stage as input to generate a new LTL formula with predicate functions that correspond to parameterized robot skills. Skill parameters are instruction referent objects expressed in our novel Composable Referent Descriptor (CRD) syntax. CRDs enable referent disambiguation by chaining comparators that encode descriptive spatial information. We define eight spatial comparators and provide their descriptions as part of the second stage prompt. We find that LLMs conditioned on this information and four translation examples are able translate arbitrarily complex instructions with appropriate comparator choices. Here is the exact prompt used.

```
1 You are an LLM for robot planning that understands
  operators involved with Linear Temporal Logic,
  such as F, G, U, &, |, ~, etc.). You have a
  finite set of robot predicates and spatial
  predicates, given a language instruction and an
  LTL formula that represents the given
  instruction, your goal is to translate the LTL
  formula into one that uses appropriate
  composition of robot and spatial predicates in
  place of propositions using relevant details
  from original instruction as arguments.
2 Robot predicate set (near,pick,release).
3 Usage:
4 near[referent_1]:returns true if the desired spatial
  relationship is for robot to be near referent_1
  .
5 pick[referent_1]:can only execute picking skill on
  referent_1 and return True when near[referent_1
  ].
6 release[referent_1,referent_2]:can only execute
  release skill on referent_1 and return True when
  near[referent_2].
```

```
7 Spatial predicate set (isbetween,isabove,isbelow,
  isleftof,isrightof,isnextto,isinfrontof,isbehind
  ).
8 Usage:
9 referent_1::isbetween(referent_2,referent_3):returns
  true if referent_1 is between referent_2 and
  referent_3.
10 referent_1::isabove(referent_2):returns True if
  referent_1 is above referent_2.
11 referent_1::isbelow(referent_2):returns True if
  referent_1 is below referent_2.
12 referent_1::isleftof(referent_2):returns True if
  referent_1 is left of referent_2.
13 referent_1::isrightof(referent_2):returns True if
  referent_1 is right of referent_2.
14 referent_1::isnextto(referent_2):returns True if
  referent_1 is close to referent_2.
15 referent_1::isinfrontof(referent_2):returns True if
  referent_1 is in front of referent_2.
16 referent_1::isbehind(referent_2):returns True if
  referent_1 is behind referent_2.
17 Rules:
18 Strictly only use the finite set of robot and
  spatial predicates!
19 Strictly stick to the usage format!
20 Compose spatial predicates where necessary!
21 You are allowed to modify the structure of Input_ltl
  for the final Output if it does not match the
  intended Input_instruction!
22 Example:
23 Input_instruction: Go to the orange building but
  before that pass by the coffee shop, then go to
  the parking sign.
24 Input_ltl: F (coffee_shop & F (orange_building & F
  parking_sign ) )
25 Output: F ( near[coffee_shop] & F ( near[
  orange_building] & F near[parking_sign] ) )
26
27 Input_instruction: Go to the blue sofa then the
  laptop, after that bring me the brown bag
  between the television and the kettle on the
  left of the green seat, I am standing by the
  sink.
28 Input_ltl: F ( blue_sofa & F ( laptop & F (
  brown_bag & F ( sink ) ) ) )
29 Output: F ( near[blue_sofa] & F ( near[laptop] & F (
  near[brown_bag::isbetween(television,kettle::
  isleftof(green_seat))] & F (pick[brown_bag::
  isbetween(television,kettle::isleftof(green_seat
  ))] & F ( near[sink] & F ( release[brown_bag,
  sink] ) ) ) ) ) )
30
31 Input_instruction: Hey need you to pass by chair
  between the sofa and bag, pick up the bag and go
  to the orange napkin on the right of the sofa.
32 Input_ltl: F ( chair & F ( bag & F ( orange_napkin )
  ) )
33 Output: F ( near[chair::isbetween(sofa,bag)] & F (
  near[bag] & F ( pick[bag] & F ( near[
  orange_napkin::isrightof(sofa)] ) ) ) )
34
35 Input_instruction: Go to the chair between the
  green laptop and the yellow box underneath the
  play toy
36 Input_ltl: F ( green_laptop & F ( yellow_box & F (
  play_toy & F ( chair ) ) ) )
37 Output: F ( near[chair::isbetween(green_laptop,
  yellow_box::isbelow(play_toy))] )
38
39 Input_instruction: <given_instruction>
40 Input_ltl: <stage1_ltl_response>
41 Output:
```

Listing 2: Second stage prompt to output our LTL syntax with CRD parameterized robot skills

A2. 3D SPATIAL COMPARATORS

Our 3D spatial comparators enable Relative Frame of Referent (FoR) spatial reasoning between referents, based on their backprojected 3D positions. Below is a description of how we implement each spatial comparator.

```
1. isbetween(referent_1_pos, referent_2_pos, referent_3_pos, threshold): Returns true if referent_1 is within 'threshold' distance from the line segment connecting referent_2 to referent_3, ensuring it lies in the directional path between them without extending beyond.
2. isabove(referent_1_pos, referent_2_pos, threshold): Returns true if the z-coordinate of referent_1 exceeds that of referent_2 by at least 'threshold'.
3. isbelow(referent_1_pos, referent_2_pos, threshold): Returns true if the z-coordinate of referent_1 is less than that of referent_2 by more than 'threshold'.
4. isleftof(referent_1_pos, referent_2_pos, threshold): Returns true if the y-coordinate of referent_1 exceeds that of referent_2 by at least 'threshold', indicating referent_1 is to the left of referent_2.
5. isrightof(referent_1_pos, referent_2_pos, threshold): Returns true if the y-coordinate of referent_1 is less than that of referent_2 by more than 'threshold', indicating referent_1 is to the right of referent_2.
6. isnextto(referent_1_pos, referent_2_pos, threshold): Returns true if the Euclidean distance between referent_1 and referent_2 is less than 'threshold', indicating they are next to each other.
7. isinfrontof(referent_1_pos, referent_2_pos, threshold): Returns true if the x-coordinate of referent_1 is less than that of referent_2 by more than 'threshold', indicating referent_1 is in front of referent_2.
8. isbehind(referent_1_pos, referent_2_pos, threshold): Returns true if the x-coordinate of referent_1 exceeds that of referent_2 by at least 'threshold', indicating referent_1 is behind referent_2.
```

Listing 3: Implementation description of 3D spatial comparators

A3. ROBOT SKILLS

We define three predicate functions: **near**, **pick** and **release** for the navigation, picking and placing skills required for multi-object goal navigation and mobile pick-and-place. As highlighted in the main paper, we formalize navigation as continuous path planning problems and manipulation as object parameterized options. We discuss navigation at length in the paper, so here we focus on the pick and place manipulation skills.

Pick Skill: Once the robot has executed the near skill and is at the object to be manipulated, we take a picture of the current environment to detect the object using the Owl-Vit model. The robot is guaranteed to be facing the object as the computed path plan uses the backprojected object 3D position to compute yaw angles for the robot. After detecting the object in the picture, we obtain a segmentation mask from detected boundary box using the Segment Anything model,

and compute the center pixel of this mask. We feed this center pixel to the Boston dynamics grasping API to compute a motion plan to grasp the object.

Release Skill: We implement a simple routine for the release skill which takes two parameters: the object to be placed and the place receptacle. Once a navigation skill gets the robot to the place receptacle, the robot gently sets the grasped object down. Future work will implement more complex semantic placement strategies to better leverage LIMP’s awareness and spatial grounding of instruction specific place receptacles.

Kindly, visit our [website](#) to see demonstrations of these skills.

A4. EVALUATION INSTRUCTIONS

All computation including planning, loading and running pretrained visual language models was done on a single computer equipped with one NVIDIA GeForce RTX 3090 GPU. See Table A.1 and Table A.2 for the complete set of complex spatiotemporal instructions used in our evaluation.

TABLE A.1: Object goal navigation and mobile pick-and-place instructions used in our real-world evaluations.

Id	Instructions	Ground Truth	
		Instruction Referents	Avoidance Referents
1	Go to the red sofa but dont pass by any door then go to the computer, the sofa is behind the pillar and on the right side	red_sofa, door, computer, pillar	door
2	Find the door with posters in front of the yellow pillar then go stand by the tree but avoid any sofa	door_with_posters, yellow_pillar, tree, sofa	sofa
3	There is a cabinet, a television and a tree in this room. I want you to go to the last item I mentioned then pass by the second item but don't go close to the first when you are going to the second item.	cabinet, television, tree	cabinet
4	Go to the trash bin, after that go to the large television. Actually can you go to the laptop on the table before doing all that?	trash_bin, large_television, laptop, table	
5	Try to go to the tree without going near the trash bin.	tree, trash_bin	trash_bin
6	Find the yellow trash bin and go to it, then go by the white table. But before doing the first thing visit where the fridge is then after the last thing, stop by the red sofa but avoid the wooden door with posters	yellow_trash_bin, white_table, fridge, red_sofa, wooden_door_with_posters	wooden_door_with_posters
7	Go to the television but avoid the tree.	television, tree	tree
8	Go to any trash bin but not the yellow one	trash_bin, yellow_trash_bin	yellow_trash_bin
9	Visit one of the televisions in this room then go to the fridge to the left of the cabinet	television, fridge, cabinet	
10	I need you to first go to the table between the pillar and the door with posters, then go to the tree. You know what, ignore the last thing I asked you to go to, after the first thing go to the computer next to the green box instead.	table, pillar, door_with_posters, computer, green_box	
11	Go to the red sofa then the blue one next to the cabinet but first pass by the book shelf	red_sofa, blue_sofa, cabinet, book_shelf	
12	Go to water filter, don't pass by any computer to the left of the red sofa	water_filter, computer, red_sofa	computer
13	Visit these things in the following order the microwave, then the black chair in front of the yellow robot then the fridge, but before doing any of this go to the robot	microwave, black_chair, yellow_robot, fridge	
14	Go to the cabinet between the blue sofa and the brown box.	cabinet, blue_sofa, brown_box	
15	I want you to go the cabinet but don't go near any black chair. Hold on, actually can you pass by the whiteboard before doing all that?	cabinet, black_chair, whiteboard	black_chair
16	I need you to go to the red sofa but don't go anywhere near the sink	red_sofa, sink	sink
17	You can either go as close as you can to the sink or the plant pot but don't go near the yellow robot.	sink, plant_pot, yellow_robot	yellow_robot
18	Go to the green curtain after that the large television but try not to go near the red sofa	green_curtain, large_television, red_sofa	red_sofa
19	Go to the sink then the red sofa, then the guitar. After that I want you to return to the first thing you visited.	sink, red_sofa, guitar	
20	I need you to go to the sink then any computer on a table but before you start that can you first go to the bookshelf, when you are done with all that, return to brown box	sink, computer, table, bookshelf, brown_box	
21	There are a couple of things in this room, a coffee machine, a robot, a computer and a plant pot. Visit the second item I mentioned then the first, after that visit the brown box, then go to the items you haven't visited yet.	coffee_machine, robot, computer, plant_pot, brown_box	
22	Avoid any cabinet but go get the mug on the blue sofa and take it to red one	cabinet, mug, blue_sofa, red_sofa	cabinet
23	Please get me my plant pot from between the sofa and the sink, bring it to the white cabinet	plant_pot, sofa, sink, white_cabinet	
24	Can you pick up my book from the left side of the television and bring it to me? I am sitting on the couch which is to the right of the door with posters. Make sure to never go near the trashbin while doing all this, it on the yellow table.	book, television, couch, door_with_posters, trashbin, yellow_table	trashbin
25	Bring the green plush toy to the whiteboard in front of it, watchout for the robot in front of the toy	green_plush_toy, whiteboard, robot	robot
26	Go get my yellow bag and bring it to the table between the yellow pillar and the wooden door with posters next to the whiteboard	yellow_bag, table, wooden_door_with_posters, yellow_pillar, whiteboard	
27	Find the bottle that is on the table to the left of the computer and bring it to the wardrobe that is next to the glass door	bottle, table, computer, wardrobe, glass_door	
28	Go to the cabinet between the blue sofa and the yellow robot or the cabinet to the left of the blue sofa.	cabinet, blue_sofa, yellow_robot	
29	Go take the green toy that is next to the sofa under the poster and bring it to the bookshelf	green_toy, sofa, poster, bookshelf	
30	I have a white cabinet, a green toy, a bookshelf and a red chair around here somewhere. Take the second item I mentioned from between the first item and the third. Bring it to the cabinet but avoid the last item at all costs.	white_cabinet, green_toy, bookshelf, red_chair	red_chair
31	Hey I am standing by the whiteboard in front of the bookshelf, can you bring me the mug from the table to the left of the fridge?	whiteboard, bookshelf, mug, table, fridge	
32	Never pass by a robot, but i need you to bring the bag on the table to the cabinet	robot, bag, table, cabinet	robot
33	Take a soda can to the fridge, you can find one on the table to the left of the blue sofa	soda_can, fridge, table, blue_sofa	
34	Hey, can you pick up my bag for me? It is under the table in front of the glass door, bring it to the cabinet. Actually you know what, forget what i asked for and bring the green toy instead, its at the same place	table, glass_door, cabinet, green_toy	
35	Go to the sink and take the mug beside the coffee maker, drop it off at the red sofa	sink, mug, coffee_maker, red_sofa	

TABLE A.2: Ground truth spatial relationships for each referent as highlighted in instructions

Id	Referent Spatial Relationships
1	red_sofa: [isbehind(pillar), isrightof(pillar)], pillar: [], door: [], computer: []
2	door_with_posters: [isinfrontof(yellow_pillar)], yellow_pillar: [], sofa: [], tree: []
3	cabinet: [], tree: [], television: []
4	laptop: [isabove(table)], table: [], trash_bin: [], large_television: []
5	trash_bin: [], tree: []
6	yellow_trash_bin: [], fridge: [], wooden_door_with_posters: [], red_sofa: [], white_table: []
7	television: [], tree: []
8	yellow_bin: [], trash_bin: []
9	television: [], fridge: [isleftof(cabinet)], cabinet: []
10	computer: [isnextto(green_box)], green_box: [], table: [isbetween(pillar,door_with_posters)], pillar: [], door_with_posters: []
11	blue_sofa: [isnextto(cabinet)], cabinet: [], book_shelf: [], red_sofa: []
12	water_filter: [], computer: [isleftof(red_sofa)], red_sofa: []
13	robot: [], microwave: [], fridge: [], black_chair: [isinfrontof(yellow_robot)], yellow_robot: []
14	cabinet: [isbetween(blue_sofa,brown_box)], blue_sofa: [], brown_box: []
15	whiteboard: [], black_chair: [], cabinet: []
16	sink: [], red_sofa: []
17	yellow_robot: [], plant_pot: [], sink: []
18	red_sofa: [], green_curtain: [], large_television: []
19	guitar: [], sink: [], red_sofa: []
20	bookshelf: [], computer: [isabove(table)], table: [], sink: [], brown_box: []
21	coffee_machine: [], plant_pot: [], robot: [], computer: [], brown_box: []
22	mug: [isabove(blue_sofa)], blue_sofa: [], red_sofa: [], cabinet: []
23	plant_pot: [isbetween(sofa,sink)], sofa: [], sink: [], white_cabinet: []
24	couch: [isrightof(door_with_posters)], door_with_posters: [], book: [isleftof(television)], television: [], trashbin: [isabove(yellow_table)], yellow_table: []
25	robot: [isinfrontof(green_plush_toy)], green_plush_toy: [], whiteboard: [isinfrontof(green_plush_toy)]
26	table: [isbetween(yellow_pillar,wooden_door_with_posters::isnextto(whiteboard))], yellow_pillar: [], wooden_door_with_posters: [isnextto(whiteboard)], whiteboard: [], yellow_bag: []
27	bottle: [isabove(table::isleftof(computer))], table: [isleftof(computer)], computer: [], wardrobe: [isnextto(glass_door)], glass_door: []
28	cabinet: [isbetween(blue_sofa,yellow_robot), isleftof(blue_sofa)], blue_sofa: [], yellow_robot: []
29	bookshelf: [], green_toy: [isnextto(sofa::isbelow(poster))], sofa: [isbelow(poster)], poster: []
30	green_toy: [isbetween(white_cabinet,bookshelf)], white_cabinet: [], bookshelf: [], red_chair: []
31	mug: [isabove(table::isleftof(fridge))], table: [isleftof(fridge)], fridge: [], whiteboard: [isinfrontof(bookshelf)], bookshelf: []
32	bag: [isabove(table)], cabinet: [], table: [], robot: []
33	soda_can: [isabove(table::isleftof(blue_sofa))], table: [isleftof(blue_sofa)], blue_sofa: [], fridge: []
34	green_toy: [isbelow(table::isinfrontof(glass_door))], table: [isinfrontof(glass_door)], glass_door: [], cabinet: []
35	mug: [isnextto(coffee_maker)], coffee_maker: [], sink: [], red_sofa: []