

Online Local False Discovery Rate Control: A Resource Allocation Approach

Ruicheng Ao¹ Hongyu Chen¹ David Simchi-Levi^{1,2,3} Feng Zhu¹

¹Institute for Data, Systems, and Society, Massachusetts Institute of Technology, Cambridge, MA 02139

²Department of Civil and Environmental Engineering, Massachusetts Institute of Technology, Cambridge, MA 02139

³Operations Research Center, Massachusetts Institute of Technology, Cambridge, MA 02139

{aorc, chenhy, dslevi, fengzhu}@mit.edu

We consider the problem of sequentially conducting multiple experiments where each experiment corresponds to a hypothesis testing task. At each time point, the experimenter must make an irrevocable decision of whether to reject the null hypothesis (or equivalently claim a discovery) before the next experimental result arrives. The goal is to maximize the number of discoveries while maintaining a low error rate at all time points measured by local False Discovery Rate (FDR). We formulate the problem as an online knapsack problem with exogenous random budget replenishment. We start with general arrival distributions and show that a simple policy achieves a $O(\sqrt{T})$ regret. We complement the result by showing that such regret rate is in general not improvable. We then shift our focus to discrete arrival distributions. We find that many existing re-solving heuristics in the online resource allocation literature, albeit achieve bounded loss in canonical settings, may incur a $\Omega(\sqrt{T})$ or even a $\Omega(T)$ regret. With the observation that canonical policies tend to be too optimistic and over claim discoveries, we propose a novel policy that incorporates budget safety buffers. It turns out that a little more safety can greatly enhance efficiency — small additional logarithmic buffers suffice to reduce the regret from $\Omega(\sqrt{T})$ or even $\Omega(T)$ to $O(\ln^2 T)$. From a practical perspective, we extend the policy to the scenario with continuous arrival distributions as well as time-dependent information structures. We conduct both synthetic experiments and empirical applications on a time series data from New York City taxi passengers to validate the performance of our proposed policies. Our results emphasize how effective policies should be designed to reach a balance between circumventing wrong accept and reducing wrong reject in online resource allocation problems with exogenous budget replenishment.

Key words: false discovery rate, multiple testing, online knapsack, exogenous replenishment, resource allocation, re-solving

History: April 3, 2024.

1. Introduction

With the growing popularity of experimentation across various industry sectors, the volume of experiments conducted has surged exponentially in recent decades. This expansion has been accompanied by a shift in the objectives of experimentation. In particular, rather than solely seeking statistically rigorous examination for each experiment, researchers are increasingly interested in identifying a subset of tested entities that demonstrate potential utility. For instance, online platforms might conduct simultaneous tests on several policy options to pinpoint the most effective

ones. Similarly, pharmaceutical companies may aim to identify specific genes closely associated with a certain disease. These situations involve the simultaneous testing of multiple hypotheses, and they require approaches beyond the simple repetition of traditional statistical hypothesis testing techniques.

To tackle the challenges posed by multiple hypothesis testing, [Benjamini and Hochberg \(1995\)](#) introduced the concept of the False Discovery Rate (FDR), which acts as an alternative to the Type I error rate in multiple testing scenarios. Typically, the null hypothesis represents a default position; rejecting this hypothesis is considered a *discovery*. A *false discovery* occurs if the null hypothesis is incorrectly rejected, and the FDR is then defined as the proportion of false discoveries out of all discoveries, thus offering a measure of the error rate among rejected hypotheses. Although the FDR concept is straightforward and intuitively appealing, its primary limitation is its conservative nature for assuming a worst-case frequentist scenario across all hypotheses.

To mitigate this limitation, [Efron et al. \(2001\)](#) proposed an empirical Bayesian approach to FDR, termed the Local False Discovery Rate (LFDR). This method enhances the traditional FDR by incorporating prior knowledge about the likelihood of each null hypothesis being true, thereby introducing flexibility to leverage domain-specific insights. The adoption of both FDR and LFDR metrics has been extensive and fruitful across various fields, including pharmaceutical research ([Efron et al. 2001](#)), online experimentation ([Yang et al. 2017](#)), and the management of public databases ([Aharoni and Rosset 2014](#)).

In this study, we explore algorithmic solutions for *online* multiple hypothesis testing, where experimenters are required to make decisions regarding the rejection of null hypotheses in a *sequential* manner after each experiment is completed, without the benefit of future experimental results. The objective is to maximize the expected number of discoveries (rejections of the null hypothesis) while keeping the Local False Discovery Rate (LFDR) below a predetermined threshold. This scenario is particularly relevant to online experimentation in technology companies, where experiments are conducted asynchronously ([Zrnic et al. 2021](#)).

To be specific, we approach the problem through the lens of online resource allocation, where we formulate the problem as a knapsack problem with exogenous resource replenishment. By applying operations research tools, we are able to propose several innovative policies that have theoretical near-optimal performance guarantees. By contrast, prior research in the field of online policy design for multiple testing has predominantly focused on controlling the FDR rather than the LFDR (see, e.g., [Foster and Stine 2008](#), [Aharoni and Rosset 2014](#)), and their policies are heuristic in nature and lack theoretical performance guarantees.

Beyond the realm of online hypothesis testing, our framework and policies also shed new light on the area of online resource allocation. Whereas classical literature predominantly addresses the

“initial budget” problem where the total budget is given initially, there is an absence of theoretical analysis concerning scenarios with exogenous resource replenishment. Such replenishment scenarios are ubiquitous in practical applications including inventory control with exogenous replenishment (Friend 1960) and task scheduling with sustainable energy consumption (Yang et al. 2021). However, traditional policies which typically rely on deterministic linear programming or fluid dynamics approximations, as we will show in this work, falter in the face of replenishment, notwithstanding their commendable efficacy in conventional initial budget settings.

1.1. Main Contributions

We summarize our contributions in the following four points.

1. We formulate the online multiple testing problem through the lens of online resource allocation where the random cost of each arrival can be negative or positive. The goal for the experimenter is to maximize the total number of discoveries while keeping the LFDR below a pre-specified threshold. By using this formulation, it is possible to study the performance of different policies as well as propose new efficient policies. Meanwhile, our problem formulation may have the potential to accommodate other application settings as well.

2. For general arrival distributions, we propose a simple policy called the **Static Greedy (SG)** policy. This policy makes use of the solution from a deterministic optimization problem where the random cost is replaced by its expectations. For this policy, we prove that it achieves a $O(\sqrt{T})$ regret relative to the offline counterpart uniformly across a set of distributions. We accompany the result by showing that in general, any online policy will suffer a $\Omega(\sqrt{T})$ loss.

3. For discrete arrival distributions, we find out that many renowned policies in the online resource allocation literature will incur a $\Omega(\sqrt{T})$ (or even $\Omega(T)$) regret in our problem. Our analysis pinpoints the phenomenon that these policies tend to be over optimistic about future replenishment and may over claim discoveries even when the current budget level is low. To mitigate such an issue, we devise a new policy — the **Multilevel Logarithmic Buffer (MLB)** policy — where a discovery is claimed only if the current budget is above a certain safety buffer. The threshold scales logarithmically with the total time horizon and is different for different types of arrivals. We show that a little more safety suffices to greatly enhance efficiency: **MLB** achieves a near-optimal performance with the regret growing at a rate of $O(\ln^2 T)$. A comparison of our results versus those in the standard initial budget setting is summarized in Figure 1.

4. Empirically, we validate the performance of the **MLB** policy through synthetic numerical experiments, which show significant improvement over existing policies. Furthermore, we extract the insights from **MLB** and construct a new heuristic — Adaptive Multilevel Logarithmic Buffer for Continuous Distributions (**MLB-AC**) — to handle practical online LFDR control where violation

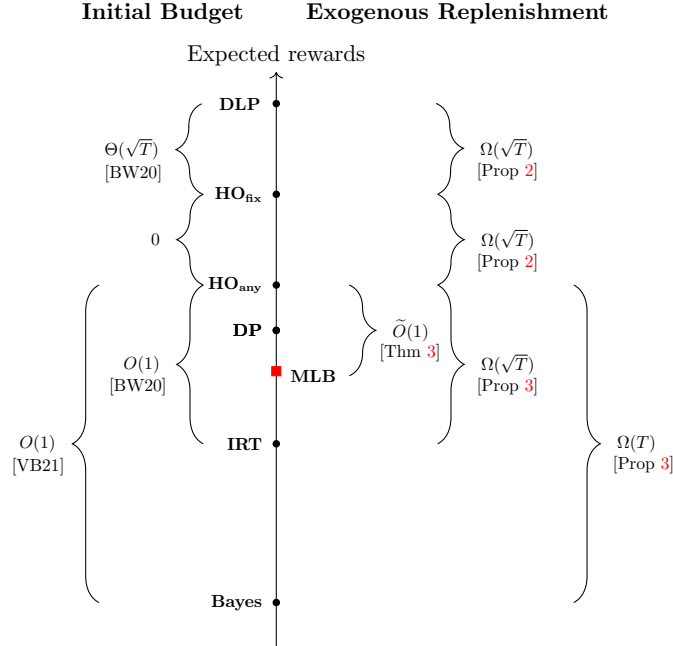


Figure 1 A summary of results in the discrete case of the initial budget problem (previous work) and the exogenous replenishment problem (this paper). Here, **DLP** refers to the deterministic linear programming upper bound, **HO_{fix}** and **HO_{any}** are two ways of calculating the hindsight optimal upper bound, **DP** is the dynamic programming policy which is the optimal online policy. The three policies are **MLB** (proposed in this paper), **IRT** (proposed in [BW20]), and **Bayes** (proposed in [VB21]). Here, [BW20] refers to [Bumpensanti and Wang \(2020\)](#), [VB21] refers to [Vera and Banerjee \(2021\)](#), and T is the time horizon.

of time-independence and continuity of cost distributions can exist. By using data of New York City taxi passengers, we demonstrate its superior performance compared to other policies in the FDR control literature.

1.2. Related Work

Our work is related to several areas of research in sequential hypothesis testing and online resource allocation.

Online false discovery rate (FDR) control. The concept of False Discovery Rate (FDR) was initially introduced by [Benjamini and Hochberg \(1995\)](#) for controlling type I errors in multiple hypothesis testing scenarios. The BH procedure developed in [Benjamini and Hochberg \(1995\)](#) requires aggregating p -values for all the tests, which is impossible since the hypotheses comes in a sequential manner in many application. Since then, many works have been focusing on developing online rules for controlling FDR. A detailed review can be found in [Robertson et al. \(2022\)](#). A generic policy called (generalized) α -investing is proposed by [Foster and Stine \(2008\)](#) and [Aharoni and Rosset \(2014\)](#), and analyzed by [Ramdas et al. \(2017\)](#), [Javanmard and Montanari \(2018\)](#). There

are also works that analyze other aspects of online multiple testing, including batching [Zrnic et al. \(2020\)](#), asynchronous testing [Zrnic et al. \(2021\)](#), etc. Our paper differs from this line of work in a way that we consider the local FDR that takes a conditional expectation on tested data as the metric, instead of the FDR which takes an overall expectation of tested data.

Multiple testing with local FDR control. [Efron et al. \(2001\)](#) introduced the notion of local FDR from a Bayesian perspective, which has been widely applied in microarray data analysis ([Efron et al. 2001](#)) as well as genomics including genome-wide association studies (GWASs) and quantitative trait loci (QTL) analysis ([Yang et al. 2013](#), [Wen 2017](#), [Lee et al. 2018](#)). Recently, [Gang et al. \(2023\)](#) proposed a new α -investing framework tailored to the local FDR control setting in a non-stationary environment. They set an adaptive threshold for the conditional local false discovery rate to decide on the rejection rule. Despite its flexibility for the underlying data stream, it does not entail any regret guarantee. In our paper, we specifically devise policies with near-optimal regret guarantees.

Online resource allocation with continuous distributions. While formulating the problem as an online resource allocation problem, our local FDR control framework resembles the stochastic online knapsack problems with continuous weights ([Lueker 1998](#), [Arlotto and Xie 2020](#), [Jiang and Zhang 2020](#), [Jiang et al. 2022](#)). Despite near-optimal regret achieved by policies in the classic settings, the theoretical guarantees in these literature may no longer be valid due to the existence of exogenous replenishment. Moreover, these works typically make strong smoothness assumptions on the cost distribution, while our analysis for the general case does not rely on specific properties of the distribution.

Online resource allocation with discrete distributions. When the cost distribution is discrete, a line of research closely related to ours investigates the impact of re-solving (see, e.g., [Reiman and Wang 2008](#), [Jasin and Kumar 2012](#), [Jasin and Kumar 2013](#), [Ferreira et al. 2018](#), [Bumpensanti and Wang 2020](#), [Banerjee and Freund 2020](#), [Vera and Banerjee 2021](#), [Zhu et al. 2023](#)) in an asymptotic sense. We refer readers to [Balseiro et al. \(2023\)](#) for a survey paper on dynamic resource allocation problems. One related area is the two-sided stochastic online matching problems with abandonment and arrivals on both sides ([Kendall 1951](#), [Castro et al. 2020](#)). Many of them relied on techniques concerning fluid and diffusion approximation and asymptotic analysis ([Liu et al. 2015](#), [Büke and Chen 2017](#)). Another related class of problems is the online reusable resource allocation problem, where the resources used will be available again after certain time periods ([Levi and Radovanović 2010](#), [Chen et al. 2017](#), [Owen and Simchi-Levi 2018](#), [Rusmevichientong et al. 2020](#), [Gong et al. 2022](#), [Zhang and Cheung 2022](#), [Simchi-Levi et al. 2023](#)). There are two main differences between our problem and the online reusable resource allocation problems. First, the replenishment in our case is exogenous, independent of the decision-making and in line with

settings of the sequential testing in practice. Second, existing policies for stochastic online reusable resource allocation problems mostly used competitive ratio as measure despite the assumption of i.i.d. arrivals. The gap between online policies and offline benchmarks typically grows at the $O(\sqrt{T})$ rate as the initial budget scales up to infinity, while in our problem we show that the gap can be up to some log factors under the discrete distribution case.

Online knapsack with replenishment. There has been some but not much work exploring the online knapsack problem with replenishment. Two recent works related to ours are [Kumar and Kleinberg \(2022\)](#) and [Bernasconi et al. \(2023\)](#). [Kumar and Kleinberg \(2022\)](#) consider an online bandit problem with knapsack, assuming the existence of a null arm that allows the decision maker to *actively* increase the budget to make sure it never drops to negative. This means the replenishment is controllable, which is different from our setting. They achieve bounded regret compared to an LP relaxation upper bound, under the further assumption that the LP solution is non-degenerate. In the discrete case of our problem, we show that an $\tilde{O}(1)$ regret is in general not achievable except if we select a tighter benchmark, otherwise the regret has to be $\Omega(\sqrt{T})$ when the LP solution is degenerate. [Bernasconi et al. \(2023\)](#) extend [Kumar and Kleinberg \(2022\)](#) and obtain $\tilde{O}(\sqrt{T})$ regret under more general settings. Again, the benchmark is a static fluid approximation, a natural generalization of the LP relaxation in [Kumar and Kleinberg \(2022\)](#).

1.3. Notations

For integer $n \geq 1$, we denote $[n] = \{1, 2, \dots, n\}$ as the set of integers from 1 to n . For $x \in \mathbb{R}$, denote $\lceil x \rceil$ as the smallest integer not smaller than x and $\lfloor x \rfloor$ as the largest integer not greater than x . Denote $x_+ = \max\{x, 0\}$. For set S , denote $|S|$ as its cardinality. For two functions $f(T)$ and $g(T)$, we use $f(T) = O(g(T))$ if there exists constant $c_1 > 0$ such that $f(T) \leq c_1 g(T)$ as $T \rightarrow +\infty$ and $f(T) = \Omega(g(T))$ if there exists constant $c_2 > 0$ such that $f(T) \geq c_2 g(T)$ as $T \rightarrow +\infty$. We will point out explicitly if the constants above are absolute.

2. Problem Setup

Suppose we have an experimenter who manages T experiments in a sequential manner through time horizon $t = 1, 2, \dots, T$. For the t -th experiment, it corresponds to a hypothesis testing task with null denoted by $H_0^{(t)}$ and alternative denoted by $H_1^{(t)}$. For instance, if the t -th experiment is an A/B testing for a new strategy, then the null hypothesis $H_0^{(t)}$ would be the treatment effect being zero, whereas the alternative $H_1^{(t)}$ could be the treatment effect being non-zero. In the following, we will use the term experiment and hypothesis testing task interchangeably.

For the t -th hypothesis testing task, we use an indicator $\gamma^{(t)} \in \{0, 1\}$ to denote whether the null hypothesis $H_0^{(t)}$ is true ($\gamma^{(t)} = 0$) or false ($\gamma^{(t)} = 1$). In this paper, we adopt the Bayesian approach by assuming each $\gamma^{(t)}$ is a random variable that has the prior probability distribution as

$$\mathbb{P}(\gamma^{(t)} = 0) = 1 - \mathbb{P}(\gamma^{(t)} = 1) = q^{(t)}, \quad t \in [T],$$

for some $q^{(t)} \in [0, 1]$. The prior probability $q^{(t)}$ represents the experimenter's domain knowledge about the likelihood of correctness of the t -th experiment. A larger $q^{(t)}$ means the null hypothesis is more likely to be true. In the context of A/B testing, this usually means the tested strategy is more likely to be inefficient.

At each time point t , the experimenter receives the result from the t -th experiment, which we assume is a summary statistics $Z^{(t)} \in \mathbb{R}$, and decides whether to reject the null $H_0^{(t)}$ or not. Here, we do not impose any restriction on $Z^{(t)}$: it can be the p -value, or the posterior of γ_t , or the difference between two groups in the context of A/B testing. We will use $X^{(t)}$ to represent the decision at time t with $X^{(t)} = 1$ meaning that $H_0^{(t)}$ is rejected (hence we claim a discovery) and $X^{(t)} = 0$ meaning that $H_0^{(t)}$ is not rejected.

We allow a policy π to be potentially randomized. Let the history up to time t be defined as $\mathcal{H}^{(t)} = \sigma(\{Z^{(i)}\}_{i=1}^t, \{X^{(i)}\}_{i=1}^t)$, which is the σ -field generated by the summary statistics and the decision variables in the first t time periods. At time t , an *admissible* policy first decides on the probability $P^{(t)}$ of rejecting the null based on the history $\mathcal{H}^{(t-1)}$ and the observation $Z^{(t)}$, and then it rejects the null if $U^{(t)} \leq P^{(t)}$, where $U^{(t)}$ is an independent uniform random variable on $[0, 1]$. It is not difficult to see via induction that $X^{(t)}$ is essentially $\{Z^{(i)}, U^{(i)}\}_{i=1}^t$ -measurable. We use Π to denote all admissible policies.

If the experimenter does not consider the effect of multiple testing, she can make the decision of whether to reject the t -th experiment independently. The common practice is to first choose a type-I error rate α , then obtain a corresponding rejection region $R_\alpha^{(t)}$ for the t -th experiment, and reject the null $H_0^{(t)}$ if the test statistics $Z^{(t)} \in R_\alpha^{(t)}$. However, while this approach can guarantee that the type-I error for any individual test is bounded by α , there is no guarantee on the accuracy of the rejected tests as a whole. For example, under the ‘‘global null’’ where every null hypothesis is true and the p -values are uniformly distributed, this method will wrongly reject at least one hypothesis with high probability.

One way to mitigate the issue is the Bonferroni correction, which makes each rejection decision at a type-I error rate of α/T . While the Bonferroni correction can control the probability of making a single mistake, this comes with a over stringent rejection rule, resulting in low power of identifying the potential useful alternatives. In the next section, we will introduce the notion of Local False

Discovery Rate (LFDR) (Efron et al. 2001, Efron and Tibshirani 2002), which is an ideal control objective for multiple testing in the empirical Bayesian setting. The LFDR metric allows for a holistic control of error rate as well as powerful inference.

2.1. Local False Discovery Rate

The local false discovery rate is introduced by Efron et al. (2001) as a variant of false discovery rate Benjamini and Hochberg (1995) in the empirical Bayesian setup. Because the null hypotheses usually represents the original situation, rejecting the null means that the experimenter has found something different from the status quo and is called a *discovery*. The False Discovery Proportion (FDP) at time t is a random variable representing the proportion of the total discoveries that are false, i.e.,

$$\text{FDP}(t) = \frac{\#\text{False discoveries}}{\#\text{Total discoveries}} = \frac{\sum_{i=1}^t X^{(i)} \mathbf{1}\{H_0^{(t)} \text{ is true}\}}{\sum_{i=1}^t X^{(i)}} = \frac{\sum_{i=1}^t (1 - \gamma^{(i)}) X^{(i)}}{\sum_{i=1}^t X^{(i)}}.$$

The FDP is a metric that can be viewed as an analogy for type-I error as they both control the probability of rejecting the null when the null is actually true. As a result, the experimenter would be hoping to make testing decisions with proper control of the FDP under a pre-determined level α . However, as each $\gamma^{(i)}$ is a hidden variable and never known, one can only control the FDP in an expectation sense.

The local false discovery rate at time t is defined as the posterior expectation of the FDP, which is the conditional expectation of FDP given the history $\mathcal{H}^{(t)}$,

$$\text{LFDR}(t) = \mathbb{E} [\text{FDP}(t) \mid \mathcal{H}^{(t)}].$$

The LFDR captures the posterior belief of the FDP after observing the experiment results. To make the LFDR more tractable, we will assume the tests are independent of one another.

ASSUMPTION 1 (Independent Experiment). *Given the summary statistics for the i -th experiment, the summary statistics from other experiment would be non-informative. That is, for any $i \neq j$, we have*

$$\gamma^{(i)} \perp\!\!\!\perp Z^{(j)} \mid Z^{(i)}.$$

Assumption 1 states that once the outcome for the i -th experiment is known, the outcome of other experiments should be irrelevant for inferring the i -th hypothesis. This is true when the experiments are independent of one another and approximately true when the correlation between

experiments are small. Assumption 1 enables us to further simplify the expression for LFDR for any admissible policy $\pi \in \Pi$ as

$$\begin{aligned} \text{LFDR}(t) &= \frac{\sum_{i=1}^t \mathbb{E}[1 - \gamma^{(i)} \mid \mathcal{H}^{(t)}] X^{(i)}}{\sum_{i=1}^t X^{(i)}} \\ &= \frac{\sum_{i=1}^t \mathbb{E}[1 - \gamma^{(i)} \mid \{Z^{(j)}\}_{j=1}^i] X^{(i)}}{\sum_{i=1}^t X^{(i)}} \\ &= \frac{\sum_{i=1}^t \mathbb{P}(\gamma^{(i)} = 0 \mid Z^{(i)}) X^{(i)}}{\sum_{i=1}^t X^{(i)}}, \end{aligned} \tag{1}$$

where the first equality holds because $X^{(i)}$ is $\mathcal{H}^{(t)}$ -measurable for any $i \leq t$, the second equality holds because $\gamma^{(i)}$ is independent with $\{U^{(j)}\}_{j=1}^i$, and the last equality comes from Assumption 1. The term $\mathbb{P}(\gamma^{(i)} = 0 \mid Z^{(i)})$ is the posterior probability that the i -th null hypothesis is correct.

2.2. The Online Decision-Making Problem

Given the definition of LFDR in (1), the goal for the experimenter is to maximize the total number of discoveries, while ensuring that the LFDR is below a pre-determined threshold α at any time period t . This can be seen as an analogue of controlling type-I error while maximizing power under the traditional single hypothesis testing case.

Notice that for the expression (1), the summary statistics $Z^{(i)}$ plays a part only in calculating the posterior probability $\mathbb{P}(\gamma^{(i)} = 0 \mid Z^{(i)})$. Thus, the decision making problem for the experimenter can be simplified as follows. At each time t , the experimenter observes the summary statistics $Z^{(t)}$ and calculates the posterior null probability $w^{(t)} := \mathbb{P}(\gamma^{(t)} = 0 \mid Z^{(t)}) \in [0, 1]$. The experimenter then decides whether to reject the null hypothesis $H_0^{(t)}$ with the goal to maximize the total (expected) number of rejections (discoveries) while ensuring the LFDR is below a threshold α at *any* time period t . Thus, the final online decision-making problem is defined as:

$$\begin{aligned} \max_{\pi \in \Pi} \quad & \mathbb{E} \left[\sum_{t=1}^T X^{(t)} \right] \\ \text{s.t.} \quad & \text{LFDR}(t) = \frac{\sum_{i=1}^t w^{(i)} X^{(i)}}{\sum_{i=1}^t X^{(i)}} \leq \alpha, \quad \forall t \in [T] \quad (a.s.). \end{aligned} \tag{2}$$

where the expectation is taken with respect to the randomness in the policy π and the randomness in the posterior null probability $w^{(t)}$. Note that with a little modification on the constraint, we can reformulate (2) as

$$\begin{aligned} \max_{\pi \in \Pi} \quad & \mathbb{E} \left[\sum_{t=1}^T X^{(t)} \right] \\ \text{s.t.} \quad & \sum_{i=1}^t a^{(i)} X^{(i)} \leq 0, \quad \forall t \in [T] \quad (a.s.). \end{aligned} \tag{3}$$

where $a^{(i)} = w^{(i)} - \alpha$. We call the term $a^{(i)}$ the α -cost (or simply cost) at time i as an analogy for α -wealth defined in Foster and Stine (2008), since it is the posterior probability of making a mistake when rejecting the hypothesis adjusted by the target LFDR control level α . We will also call the term $-\sum_{i=1}^t a^{(i)} X^{(i)} \triangleq B^{(t)} \geq 0$ as the α -budget (or simply budget) at time t .

Thus, the problem (3) can be viewed as a knapsack problem as follows. At time zero, we start with zero initial budget. Then at each time period $t \in [T]$, we observe an arrival with cost $a^{(t)}$ (which can be positive or negative) and reward 1 and decide whether to accept the arrival. If an arrival is accepted, we will pay a cost of $a^{(t)}$ (in case when $a^{(t)} < 0$, we gain more budget) and gain a reward of 1. The goal is to maximize the cumulative reward while having the budget at each time period no less than zero. The only difference here with classical knapsack problem is that the cost $a^{(t)}$ can be either positive or negative. In case of a negative cost, it simply means a replenishment of budget. This kind of exogenous replenishment property brings two unique features to our problem.

- The initial budget does not have to be at the same scale as the time horizon T as in the classic knapsack problem. Instead, it can be very small or even zero as in our case because the budget will be replenished along the time horizon.

- The budget constraint at the final period does not imply it is satisfied at an earlier period. When the costs are all positive, if the total cost at the final period does not exceed the initial budget, then automatically the total cost at any time period is within the budget. However, when the weights can be negative, this property no longer holds and a total of T constraints have to be imposed explicitly in the formulation: the cumulative cost does not exceed the budget up to *any* time period t .

These additional structures allow us to model a variety of new problems beyond the application of LFDR control we discuss here. We list some examples including inventory control, task scheduling and resource allocation of experimentation in Appendix A. Moreover, these new features will lead to a set of unique theoretical properties that are different from the classical online knapsack problem, as we will demonstrate in the following sections. Before that, we make the following assumption about the costs.

ASSUMPTION 2 (Common Distribution). *We assume the α -cost $a^{(1)}, \dots, a^{(T)}$ are independent and identically distributed (i.i.d.) random variables sampled from a common distribution \mathcal{D} .*

Assumption 2 further assumes that the costs are i.i.d. distributed, which is true if the experiments are similar. While our policies are primarily designed for the i.i.d. case, we will relax this assumption in Section 4 by proposing an extension to the non-stationary case. The policy will also be tested using non-stationary real-world data in Section 5.

In alignment with the literature on online resource allocation, we also call $a^{(t)}$ the *arrivals*. At each time t , *accepting/rejecting the arrival* $a^{(t)}$ would be equivalent to $X^{(t)} = 1/0$ or *rejecting/not rejecting the null* $H_0^{(t)}$. To cause less confusion, we will only use the term *arrivals*, α -*cost* and α -*budget* without referring to the underlying multiple testing problem in the remainder of the text.

3. Analysis Framework and General Cost Distributions

We first point out that the problem (3) can be solved by dynamic programming (**DP**). Let $h(t, p)$ denote the expected number of rejections if the experimenter starts at time t and have B as the budget in hand. Then the Bellman equation can be written as

$$h(t, B) = \mathbb{E} [\max\{h(t+1, B), 1 + h(t+1, B - a^{(t)})\}] \quad (\mathbf{DP})$$

with boundary condition

$$h(T, B) = 0, \quad \forall B \geq 0; \quad h(t, B) = -\infty, \quad \forall B < 0.$$

The solution to (**DP**) is denoted as $f_{\mathcal{D}}^T(\mathbf{DP}) := h(1, 0)$. Solving (**DP**) requires discretization or enumeration on the state space of the budget B , which can be computationally hard. Moreover, the **DP** method does not offer enough intuition or insight on what properties or structures an effective policy should enjoy. The remainder of the paper is dedicated to proposing intuitive policies that achieve near optimal performance. Moreover, we will try to characterize and understand how the online sequential nature of our problem deviates from its offline counterpart where we have full knowledge to all arrivals in advance.

In this section, we consider the general α -cost distributions and propose a policy that achieves a $O(\sqrt{T})$ performance gap to the best possible policy (the **DP** policy), accompanied with a lower bound result that the $O(\sqrt{T})$ regret is in general the best we can hope. In the next section, we will demonstrate that better performance can be achieved under discrete cost distributions.

3.1. Upper Bound Approximations

To evaluate the efficacy of our proposed model, we consider the following three offline upper bound approximations: the Deterministic Linear Program (**DLP**) approximation, the Hindsight Optimal with fixed-time constraint at the final time period (**HO_{fix}**), and the Hindsight Optimal with any-time constraints (**HO_{any}**) at all time periods.

The **DLP** approach is a standard benchmark that replaces the sample-path constraint in (3) with its expectation, providing an upper bound for the objective function. The optimization problem for **DLP** is as follows:

$$\begin{aligned} f_{\mathcal{D}}^T(\mathbf{DLP}) := & \max_{x: [-\alpha, 1-\alpha] \rightarrow [0, 1]} T \cdot \mathbb{E}_{a \sim \mathcal{D}}[x(a)] \\ & \text{s.t.} \quad \mathbb{E}_{a \sim \mathcal{D}}[a \cdot x(a)] \leq 0. \end{aligned} \quad (\mathbf{DLP})$$

Here, $x(a)$ can be interpreted as the expected frequency of rejecting an experiment with α -cost a . The objective function here is the expected rejected hypothesis and the constraint is that the expected α -cost is negative.

The \mathbf{HO}_{fix} approximation is designed as an oracle solution that optimally allocates resources with full knowledge of future outcomes subject to a *fixed* constraint in the final period. On a sample path $\mathcal{W}^T = \{w^{(1)}, w^{(2)}, \dots, w^{(T)}\}$, the optimization problem for \mathbf{HO}_{fix} is defined as:

$$\begin{aligned} f(\mathbf{HO}_{fix}|\mathcal{W}^T) := & \max_{(X^{(1)}, \dots, X^{(t)}) \in \{0,1\}^T} \sum_{t=1}^T X^{(t)} \\ & \text{s.t.} \quad \sum_{t=1}^T a^{(t)} X^{(t)} \leq 0. \end{aligned} \tag{\mathbf{HO}_{fix}}$$

A more stringent upper bound compared to \mathbf{HO}_{fix} is to add $T - 1$ additional constraints that account for LFDR control at *any* time period within the decision-making horizon. We call this upper bound \mathbf{HO}_{any} . For \mathbf{HO}_{any} on sample path \mathcal{W}^T , the optimization problem is expressed as:

$$\begin{aligned} f(\mathbf{HO}_{any}|\mathcal{W}^T) := & \max_{(X^{(1)}, \dots, X^{(t)}) \in \{0,1\}^T} \sum_{t=1}^T X^{(t)} \\ & \text{s.t.} \quad \sum_{i=1}^t a^{(i)} X^{(i)} \leq 0, \quad \forall t \in [T]. \end{aligned} \tag{\mathbf{HO}_{any}}$$

Furthermore, we denote

$$\begin{aligned} f_{\mathcal{D}}^T(\mathbf{HO}_{fix}) &= \mathbb{E} [f(\mathbf{HO}_{fix}|\mathcal{W}^T)] \\ f_{\mathcal{D}}^T(\mathbf{HO}_{any}) &= \mathbb{E} [f(\mathbf{HO}_{any}|\mathcal{W}^T)] \end{aligned} \tag{4}$$

as the total expected number of accepted arrivals given by \mathbf{HO}_{fix} and \mathbf{HO}_{any} over all possible sample paths \mathcal{W}^T where each $a^{(t)} = w^{(t)} - \alpha$ is sampled independently from a distribution \mathcal{D} . The following proposition shows the interrelationships among different offline upper bounds: \mathbf{DLP} , \mathbf{HO}_{fix} , \mathbf{HO}_{any} , \mathbf{DP} become progressively tighter in a sequential order. The proof is simple and thus omitted.

PROPOSITION 1. *For any distribution \mathcal{D} and any T , we have*

$$f_{\mathcal{D}}^T(\mathbf{DLP}) \geq f_{\mathcal{D}}^T(\mathbf{HO}_{fix}) \geq f_{\mathcal{D}}^T(\mathbf{HO}_{any}) \geq f_{\mathcal{D}}^T(\mathbf{DP}).$$

3.2. Static Greedy Policy

In this section, we propose an intuitive policy called the Static Greedy (\mathbf{SG}) policy designed for general cost distributions and also does not necessarily require the prior knowledge of the time horizon T .

To start with, consider solving the optimization problem (**DLP**). The optimal solution x^* always enjoys special structures. Concretely, there exists a threshold $\bar{a} \geq 0$ such that $x^*(a) = 1$ if $a < \bar{a}$ and $x^*(a) = 0$ if $a > \bar{a}$. Meanwhile, as for $x^*(\bar{a})$, it is the maximum number in $[0, 1]$ such that

$$\mathbb{E} [a^{(t)} \cdot \mathbf{1}\{a^{(t)} < \bar{a}\}] + a \cdot x^*(\bar{a}) \cdot \mathbb{P}(a^{(t)} = \bar{a}) \leq 0.$$

Upon obtaining the solution $x^*(a)$, we can interpret $x^*(a)$ as the probability to accept an arrival with α -cost a . In particular, we should always accept the arrival when its α -cost is strictly lower than \bar{a} and reject the arrival when its α -cost is strictly higher than \bar{a} . As for those arrivals with α -cost exactly equal to \bar{a} , we accept the arrival with probability $x^*(\bar{a})$. This is intuitive since it is always beneficial to reject the null with smaller α -cost. If the distribution is continuous (that is, for any $a \in [-\alpha, 1 - \alpha]$, we have $\mathbb{P}(a^{(t)} = a) = 0$), then in the optimal solution $x^*(a)$ is either 0 or 1. If the distribution has discrete parts, it can be the case that a fraction of experiments with α -cost \bar{a} should be accepted.

The above discussion motivates the Static Greedy (**SG**) policy described in Algorithm 1. Note that to ensure the LFDR constraint, we can only accept the t -th arrival when its α -cost does not exceed the budget.

Algorithm 1 Static Greedy (**SG**)

Input: The distribution of α -cost $a^{(t)}$, time horizon T .

- 1: Obtain the optimal solution to (**DLP**) as $\{x^*(a)\}_{a \in [-\alpha, 1 - \alpha]}$. Let the boundary cost be \bar{a} . Let the initial budget $B^{(1)} = 0$. Denote $x^* := x^*(\bar{a})$
- 2: **for** $t = 1, 2, \dots$ **do**
- 3: **if** $a^{(t)} = \bar{a}$ **then**
- 4: Sample an independent uniform random variable $u^{(t)}$.
- 5: **end if**
- 6: Accept the arrival if and only if one of the followings are satisfied:

$$\begin{cases} a^{(t)} \leq 0, \\ 0 < a^{(t)} < \bar{a}, & B^{(t)} \geq a^{(t)}. \\ a^{(t)} = \bar{a}, & u^{(t)} \leq x^*, B^{(t)} \geq a^{(t)}. \end{cases} \quad (5)$$

- 7: $B^{(t+1)} = B^{(t)} - a^{(t)} \mathbf{1}\{a^{(t)} \text{ is accepted}\}$.
 - 8: **end for**
-

Before we demonstrate the theoretical performance of **SG**, we introduce some additional notations. Let $A^{(t)} = a^{(t)} (\mathbf{1}\{a^{(t)} < \bar{a}\} + \mathbf{1}\{a^{(t)} = \bar{a}, u^{(t)} \leq x^*\})$ be the cost depleted at time period t if we

have enough budget. Then we know that $A^{(1)}, \dots, A^{(T)}$ are i.i.d. random variables with distributions fully determined by \mathcal{D} . $A^{(1)} - \mathbb{E}[A^{(1)}], \dots, A^{(T)} - \mathbb{E}[A^{(T)}]$ are i.i.d. random variables bounded within $[-\alpha, 1 - \alpha]$. Denote

$$\sigma_{\mathcal{D}} := \mathbb{E} [|A^{(t)} - \mathbb{E}[A^{(t)}]|^2]^{1/2}, \quad \rho_{\mathcal{D}} := \mathbb{E} [|A^{(t)} - \mathbb{E}[A^{(t)}]|^3]^{1/3}, \quad \kappa_{\mathcal{D}} := \rho^6 / \sigma^6.$$

Theorem 1 shows that the gap between **SG** and the most relaxed upper bound **DLP** grows at the rate of at most \sqrt{T} .

THEOREM 1. *For any T and any distribution \mathcal{D} for the α -cost, denote $f_{\mathcal{D}}^T(\mathbf{DLP})$ and $f_{\mathcal{D}}^T(\mathbf{SG})$ as the expected number of rejections under the **DLP** and **SG** policy. Then we have*

$$f_{\mathcal{D}}^T(\mathbf{DLP}) - f_{\mathcal{D}}^T(\mathbf{SG}) = O\left(\kappa_{\mathcal{D}}\sqrt{T}\right), \quad (6)$$

where $O(\cdot)$ is hiding an absolute constant.

Combining Theorem 1 and Proposition 1, we immediately know that the gap between the **SG** policy and the offline any-time benchmark \mathbf{HO}_{any} is at most $O(\sqrt{T})$ uniformly for *any* distribution \mathcal{D} with bounded $\kappa_{\mathcal{D}}$. The next theorem shows that such rate cannot be improvable, even if we choose \mathbf{HO}_{any} , the tightest offline upper bound in this paper, as the benchmark.

THEOREM 2. *There exists a sequence of distributions $\{\mathcal{D}_T\}_{T \geq 1}$ such that for any T :*

$$f_{\mathcal{D}_T}^T(\mathbf{HO}_{\text{any}}) - f_{\mathcal{D}_T}^T(\mathbf{DP}) = \Omega\left(\sqrt{T}\right), \quad (7)$$

where in $\Omega(\cdot)$ we are hiding absolute constants.

To prove Theorem 2, we essentially construct a series of *discrete* cost distributions $\{\mathcal{D}_T\}_{T \geq 1}$ such that for any T we have $\kappa_{\mathcal{D}_T} = \Omega(1)$. Each discrete distribution consists of only three different values: a negative cost $-1/5$ with probability $1/2 + 1/\sqrt{T}$; a low cost $1/5$ with probability $1/2 - 2/\sqrt{T}$; a high cost $3/5$ with probability $1/\sqrt{T}$. We first show that it suffices to only consider policies that always accept arrivals with cost $-1/5$ or $1/5$. We then show that the total expected loss incurred by making wrong accept/reject decisions on the arrivals of $3/5$ scales at a rate of $\Omega(\sqrt{T})$. The probability scaling rate of $1/\sqrt{T}$ is critical — roughly speaking, it makes the budget $B^{(t)}$ lie within the scale of $\Theta(\sqrt{t})$ with high probability for suitably chosen t . More proof details of Theorem 2 will become clear in the next section after we build more comprehensive tools on analyzing the gap between any online policy and \mathbf{HO}_{any} .

4. Logarithmic Regret within Discrete Cost Distributions

In the previous section, we show that the simple **SG** policy suffices to achieve $O(\sqrt{T})$ regret loss compared to **HO_{any}**, and such rate is not improvable in general for any online policy. This motivates us to consider special cases where the regret loss can be further reduced. In this section, we consider the scenario where the distribution of α -cost is discrete and finite. This scenario can be practical when (i) the experimenter discretizes the posterior null probability into grids like $\{0\%, 5\%, 10\%, \dots, 100\%\}$ and transforms the general distribution into a discrete one, or (ii) the summary statistics is essentially discrete. In applications such as inventory control and task scheduling, a discrete distribution corresponds to the situation when the number of types of demand or consumption is finite.

To start with, assume the state space for the α -cost is $\{a_{-m}, \dots, a_{-1}, a_0, a_1, \dots, a_n\}$, where $m \geq 0, n > 0$ and the sequence $\{a_i\}_{i=-m}^n$ satisfies $-\alpha \leq a_{-m} < \dots < a_0 \leq 0 < a_1 < \dots < a_n \leq 1 - \alpha$. For each index i , ranging from $-m$ to n , the probability that $a^{(t)}$ takes the value a_i is denoted by $p_i = \mathbb{P}(a^{(t)} = a_i)$. Importantly, we assume, without loss of generality, that there is a nonzero probability for $a^{(t)}$ to be greater than 0. If no α -cost $a^{(t)}$ is above 0, this becomes a trivial setting where the experimenter can accept all the arrivals and the LFDR constraint is always satisfied.

In Section 3.1, we have stated three offline benchmarks, **DLP**, **HO_{fix}** and **HO_{any}**, and showcase their relationship in Proposition 1. On the same route, we now demonstrate that the gap between any pair of the approximations can be as bad as $\Omega(\sqrt{T})$, even if under a simple discrete distribution.

PROPOSITION 2. *There exists an instance \mathcal{D} such that*

$$\begin{cases} f_{\mathcal{D}}^T(\mathbf{DLP}) - f_{\mathcal{D}}^T(\mathbf{HO}_{\text{fix}}) = \Omega(\sqrt{T}), \\ f_{\mathcal{D}}^T(\mathbf{HO}_{\text{fix}}) - f_{\mathcal{D}}^T(\mathbf{HO}_{\text{any}}) = \Omega(\sqrt{T}). \end{cases} \quad (8)$$

The proof of Proposition 2 is completed using a simple random walk on the real line. Details are left to Appendix B. Proposition 2 elucidates that when employing **DLP** or **HO_{fix}** as benchmarks, one should not anticipate an online policy to attain a regret bound finer than $O(\sqrt{T})$. Given this understanding, the subsequent sections of this article will focus on comparing the performance of our policies with **HO_{any}** as the primary reference point.

4.1. Canonical Re-solving Heuristics May Over Accept

Before introducing our new policy, it is instructive to examine the state-of-the-art benchmark policies in the literature that employ the “re-solving” technique. This examination is crucial for contextualizing our proposed methodology within the existing body of knowledge.

Algorithm 2 The Re-solving Framework

Input: Cost $\{a_i\}_{i=-m}^n$, arrival probability $\{p_i\}_{i=-m}^n$, time horizon T , a function $g: [0, 1] \rightarrow [0, 1]$.

- 1: Initialize re-solving time $\tau_{(0)} < \tau_{(1)} < \dots < \tau_{(K)}$.
- 2: **for** $u = 0, 1, \dots, K$ **do**
- 3: Re-solve the problem using current accumulated α -cost, i.e., set

$$x^u = \arg \max \left\{ \sum_{i=-m}^n p_i x_i \mid \sum_{i=-m}^n a_i p_i x_i \leq B^{(\tau_{(u)})} / (T - \tau_{(u)} + 1), \text{ s.t. } 0 \leq x_i \leq 1, \forall i \in [n] \right\}.$$

- 4: **for** $t \in [\tau_{(u)}, \tau_{(u+1)})$ **do**
- 5: Observe arrival $a^{(t)}$ of type i .
- 6: **if** $B^{(t)} > a_i$ **then**
- 7: Accept $a^{(t)}$ with probability $g(x_i^u)$.
- 8: **end if**
- 9: $B^{(t+1)} = B^{(t)} - a^{(t)} \mathbb{1}\{a^{(t)} \text{ is accepted}\}$.
- 10: **end for**
- 11: **end for**

The “re-solving” technique stands as a significant strategy in the field of revenue management. It re-solves the **DLP** approximation at a set of specific time points utilizing the information in the past and provides an updated control policy for the future. A general framework for this class of policy adapted to our problem is shown in Algorithm 2. In Algorithm 2, we first specify the re-solving time step $\tau_{(0)} < \tau_{(1)} < \dots < \tau_{(K)}$ and then solve the (**DLP**) problem at $\tau_{(u)}$ as

$$x^u = \arg \max \left\{ \sum_{i=-m}^n p_i x_i \mid \sum_{i=-m}^n p_i a_i x_i \leq B^{(\tau_{(u)})} / (T - \tau_{(u)} + 1), \text{ s.t. } 0 \leq x_i \leq 1, \forall i \right\}$$

where $B^{(\tau_{(u)})}$ is the budget at time $\tau_{(u)}$. Here, x_i can be interpreted as the accept probability for the type- i arrival. In some cases, such probability is tweaked via a function $g(\cdot)$. Below are 4 canonical policies from the literature.

- **Frequent Re-solving (FR).** [Jasin and Kumar \(2012\)](#) propose FR which re-solves the DLP problem at every time step and uses x_i as the rejection probability for the next hypothesis. That is, $g(x_i) = x_i$.

- **Infrequent Re-solving with Thresholding (IRT).** [Bumpensanti and Wang \(2020\)](#) propose IRT where the DLP problem is re-solved at a less frequent level. They use x_i as the rejection probability, except that the x_i is truncated to 0 or 1 when it’s close to 0 or 1. They also propose a variant of **IRT**, called **Frequent Re-solving with Thresholding (FRT)**, where the only difference is that the DLP problem is re-solved at every time step.

- **Bayes Selector (Bayes).** Vera and Banerjee (2021) propose a policy called “Bayes Selector” which re-solves the DLP problem at every time step and sets the accept probability equals $g(x_i) = \mathbb{1}\{x_i \geq 1/2\}$.

Ideally, by using the most recent information, these policies would enjoy an improvement compared to policies like Algorithm 1 where only information at the start of the process is used. In fact, policies incorporating this technique have been shown to achieve an $O(1)$ regret in network revenue management problems (Jasin and Kumar 2012, Bumpensanti and Wang 2020, Vera and Banerjee 2021). However, despite their superior performance in network revenue management problems, these policies may encounter limitations in the problem considered here. The following proposition shows that under some instances, the regret of these policies compared to \mathbf{HO}_{any} could be $\Omega(\sqrt{T})$, or even $\Omega(T)$. This is in contrast with Jasin and Kumar (2012), Bumpensanti and Wang (2020), Vera and Banerjee (2021) in the network revenue management setting where an $O(1)$ regret is provable, suggesting that the any-time constraint for any $t \in [T]$ sets our problem significantly apart from the classical ones.

PROPOSITION 3. *There exists some \mathcal{D} such that*

$$f_{\mathcal{D}}^T(\mathbf{HO}_{\text{any}}) - \max \{f_{\mathcal{D}}^T(\mathbf{FR}), f_{\mathcal{D}}^T(\mathbf{IRT}), f_{\mathcal{D}}^T(\mathbf{FRT}), f_{\mathcal{D}}^T(\mathbf{Bayes})\} = \Omega(\sqrt{T}). \quad (9)$$

Moreover, there exists some \mathcal{D} such that

$$f_{\mathcal{D}}^T(\mathbf{HO}_{\text{any}}) - f_{\mathcal{D}}^T(\mathbf{Bayes}) = \Omega(T). \quad (10)$$

We present only a succinct sketch of the proof idea here, with the comprehensive details reserved for Appendix B. Proposition 3 highlights the limitations of policies that directly utilize the solution of **DLP** in scenarios involving exogenous replenishment, even when the re-solving technique is employed. The core issue stems from the *optimistic* consideration of future replenishment, leading the policies to *over accept* arrivals even when the current budget level is relatively low. This observation underscores the necessity of implementing a *safety buffer* mechanism to preemptively mitigate such occurrences, ensuring that the allocation strategy does not radically accept too many arrivals in anticipation of potential replenishment.

4.2. A Little More Safety Greatly Enhances Efficiency

In this section, enlightened by our previous finding that canonical re-solving heuristics may over accept arrivals, we present our novel Multilevel Logarithmic Buffer (**MLB**) policy, detailed in Algorithm 3.

Algorithm 3 Multilevel Logarithmic Buffer (MLB)

Input: Cost a_{-m}, \dots, a_n , arrival probability p_{-m}, \dots, p_n , time horizon T .

- 1: Initialize threshold coefficients $\{C_i\}_{i>1}$.
- 2: Compute $i_0 = \max_{i \leq n} \{\sum_{i=-m}^{i_0} p_i a_i < 0\}$.
- 3: **for** $t = 1, \dots, T$ **do**
- 4: Observe the arrival $a^{(t)}$ of type i .
- 5: **if** $B^{(t)} < a_i$ **then**
- 6: Reject $a^{(t)}$.
- 7: **else**
- 8: Accept the arrival if and only if one of the followings are satisfied:

$$\begin{cases} i \leq 1, & B^{(t)} \geq 0. \\ 1 < i \leq i_0 + 1, & B^{(t)} \geq C_i \ln(T - t + 1). \\ i > i_0 + 1, & B^{(t)} \geq K_i(T - t + 1) + C_i \ln(T - t + 1). \end{cases} \quad (11)$$
- 9: **end if**
- 10: $B^{(t+1)} = B^{(t)} - a^{(t)} \mathbb{1}\{a^{(t)} \text{ is accepted}\}$.
- 11: **end for**

MLB stratifies incoming arrivals into several distinct categories based on their impact on the resource budget. Recalling that $a_{-m} < \dots < a_0 \leq 0 < \dots < a_n$. Define

$$\Delta_i := \sum_{j=-m}^i p_j a_j.$$

The first category consists of arrivals with $a_i \leq 0$, which effectively serve as a “replenishment” for the current budget. These arrivals are crucial in maintaining the balance of available resources and should always be accepted.

The second category includes “low-cost” arrivals, characterized by their incremental expectation being lower than the expected replenishment (i.e. $\Delta_i < 0$). For each i , we employ a carefully chosen value of $C_i \ln(T - t + 1)$ as a budget safety buffer to prevent premature resource depletion. The additional $\ln(T - t + 1)$ term seeks to balance between circumventing over accept and preventing over reject. The constant C_i is dependent on \mathcal{D} , and should not be too small such that the probability of over accept can be controlled. We would like to note that for the lowest cost type of arrival a_1 , a buffer is not necessary because always accepting it does no harm.

The third category, referred to as the “boundary” arrivals, is identified by the index $i = i_0 + 1$ such that $\Delta_{i_0} < 0 \leq \Delta_{i_0+1}$, as the incremental expectation of cost up to i_0 surpasses the replenishment. The decision rule is also decided by the budget safety buffer. Albeit sharing the same decision

structure as that of “low cost” arrivals, the analysis becomes more complicated, particularly when $\Delta_{i_0+1} = 0$, i.e., the optimal solution to **DLP** is degenerate.

The final category includes arrivals deemed as “high-cost”. Acceptance of these arrivals is contingent upon the remaining resources being greater than a buffer that decays linearly with the remaining time length, plus an additional logarithmic buffer. It is noteworthy that although the linear buffer bears some similarity with the principle of the **Bayes** policy applied in the online knapsack problem without replenishment in Vera and Banerjee (2021), as we will show in our choice of K_i , our buffers are smaller than those in the **Bayes** policy, suggesting that compared to standard heuristics, while our policy behaves more conservative when dealing with low-cost arrivals, it appears less conservative when facing with high-cost arrivals for large i . Moreover, the linear buffer for each i is tweaked by a logarithmic buffer specifically applied to manage high-cost arrivals.

We now characterize the performance of our **MLB** policy in Theorem 3.

THEOREM 3. *Take*

$$K_i = \frac{\Delta_{i_0+1} + \Delta_i}{2} \quad (\forall i > i_0 + 1), \quad C_i = \begin{cases} |\Delta_{i_0-1}|^{-1} \triangleq C_{low}, & \text{if } 1 < i \leq i_0. \\ |\Delta_{i_0-1}|^{-1} + |\Delta_{i_0}|^{-1} \triangleq C_{mid}, & \text{if } i > i_0. \end{cases} \quad (12)$$

We have:

1. (Non-degenerate) *If $\Delta_{i_0+1} > 0$, then*

$$f_D^T(\mathbf{HO}_{any}) - f_D^T(\mathbf{MLB}) = O\left(\frac{\ln T}{\Delta_{i_0}^2} + \frac{\ln T}{|\Delta_{i_0} \Delta_{i_0+1}|} + \frac{1}{\Delta_{i_0+1}^2} + \frac{\ln T}{|\Delta_{i_0} p_{i_0+2} a_{i_0+2}|} + \frac{\ln T}{(p_{i_0+2} a_{i_0+2})^2}\right).$$

2. (Degenerate) *If $\Delta_{i_0+1} = 0$, then*

$$f_D^T(\mathbf{HO}_{any}) - f_D^T(\mathbf{MLB}) = O\left(\frac{\ln^2 T}{\sigma_D^2 \Delta_{i_0}^2} + \frac{\ln T}{|\Delta_{i_0} p_{i_0+2} a_{i_0+2}|} + \frac{\ln T}{(p_{i_0+2} a_{i_0+2})^2}\right).$$

In $O(\cdot)$ we are hiding absolute constants.

In Theorem 3 there are two parts in each of the upper bounds.

- The last term can be interpreted as the regret incurred by wrongly accepting or rejecting high-cost arrivals. This part has some analogy to regret upper bounds of canonical re-solving heuristics in standard online knapsack problems (see, e.g., Bumpensanti and Wang 2020, Vera and Banerjee 2021). However, the main difference lies in the fact that our choice of K_i leads to bounds only concerned with the “boundary” high-cost arrival of type $i_0 + 2$, while standard re-solving heuristics such as **Bayes**, if translated in our setting, yield a choice of $K'_i = \Delta_i - p_i a_i / 2 \geq K_i$ and leads to a bound of $O(\sum_{i > i_0+1} 1/p_i)$ which is related to *all* high-cost arrivals.

• The remaining part is the regret incurred by wrongly accepting or rejecting low-cost and “boundary” arrivals. To be more precise, under some carefully chosen safety buffer parameters, the **MLB** policy achieves an $\tilde{O}(1)$ regret. To be precise, if the **DLP** solution is non-degenerate, then the **MLB** policy achieves a $O(\ln T)$ regret. Otherwise, **MLB** incurs a $O(\ln^2 T)$ regret. In fact, our proof further suggests that beyond the specifically chosen parameters in (12), as long as the buffer parameters are not too small:

$$C_{low} \geq |\Delta_{i_0-1}|^{-1}, \quad C_{mid} - C_{low} \geq |\Delta_{i_0}|^{-1}, \quad (13)$$

then Theorem 3 still holds, though the absolute constant term can be varying according to our choice of buffer values.

4.3. Main Idea of Proof

This section is dedicated to providing the main proof idea behind our main results on both regret lower bounds (Theorem 2 and Proposition 3) and upper bounds (Theorem 3).

We first introduce the definition of a mixed coupling of any online policy π and the hindsight optimal policy \mathbf{HO}_{any} , which shares similar spirits with those appeared in the revenue management literature (Jasin and Kumar 2012, Bumpensanti and Wang 2020, Vera and Banerjee 2021).

DEFINITION 1. For $1 \leq t \leq T-1$, we define $\mathbf{MIX}^{(t)}$ as the policy that applies an online policy π in time $[1, t]$ and applying the offline optimal policy $\mathbf{HO}_{\text{any}}^{[t+1, T]}$ to the remaining time periods. Specially, define $\mathbf{MIX}^{(0)} = \mathbf{HO}_{\text{any}}^{[1, T]}$ as the policy that applies hindsight optimal throughout the process and $\mathbf{MIX}^{(T)} = \pi^{[1, T]}$ as the policy that applies π throughout the process.

Note that here \mathbf{MIX} is dependent on π . We do not explicitly write such dependence for sake of notation simplicity. By definition, it holds that $f(\mathbf{MIX}^{(t-1)} | \mathcal{W}^T) \geq f(\mathbf{MIX}^{(t)} | \mathcal{W}^T)$, $1 \leq t \leq T$. We call π *makes a wrong decision at time t* if $f(\mathbf{MIX}^{(t-1)} | \mathcal{W}^T) > f(\mathbf{MIX}^{(t)} | \mathcal{W}^T)$. That is, a wrong decision happens if following π until time t can be inferior to following π until $t-1$. We can thus decompose the regret (given any sample path \mathcal{W}^T) as follows:

$$f(\mathbf{HO}_{\text{any}} | \mathcal{W}^T) - f(\pi | \mathcal{W}^T) = \sum_{t=1}^T \left[f(\mathbf{MIX}^{(t-1)} | \mathcal{W}^T) - f(\mathbf{MIX}^{(t)} | \mathcal{W}^T) \right]. \quad (14)$$

Analyzing the regret is equivalent to bounding each term $f(\mathbf{MIX}^{(t-1)} | \mathcal{W}^T) - f(\mathbf{MIX}^{(t)} | \mathcal{W}^T)$ — the incremental loss caused by making a wrong decision at time t — and add them up altogether.

We now categorize a π decision into two types: *wrong accept* and *wrong reject*. We call that π *wrongly accepts* $a^{(t)}$ if at time t π accepts $a^{(t)}$ and $f(\mathbf{MIX}^{(t-1)} | \mathcal{W}^T) > f(\mathbf{MIX}^{(t)} | \mathcal{W}^T)$ (or in other words, $\mathbf{MIX}^{(t-1)}$ rejects $a^{(t)}$). We also call that π *wrongly rejects* $a^{(t)}$ if at time t π rejects $a^{(t)}$ and $f(\mathbf{MIX}^{(t-1)} | \mathcal{W}^T) > f(\mathbf{MIX}^{(t)} | \mathcal{W}^T)$ (or in other words, $\mathbf{MIX}^{(t-1)}$ accepts $a^{(t)}$). The following lemma relates the incremental loss with the event of wrong accept/reject.

LEMMA 1. For $1 \leq t \leq T$, it holds that

$$\begin{aligned} & f(\mathbf{MIX}^{(t-1)}|\mathcal{W}^T) - f(\mathbf{MIX}^{(t)}|\mathcal{W}^T) \\ & \geq \mathbb{1}\{\pi \text{ wrongly accepts } a^{(t)}\} + \mathbb{1}\{\pi \text{ wrongly rejects } a^{(t)}\}, \\ & f(\mathbf{MIX}^{(t-1)}|\mathcal{W}^T) - f(\mathbf{MIX}^{(t)}|\mathcal{W}^T) \\ & \leq ((L-1) \wedge (T-t)) \mathbb{1}\{\pi \text{ wrongly accepts } a^{(t)}\} + \mathbb{1}\{\pi \text{ wrongly rejects } a^{(t)}\}, \end{aligned}$$

where $L := \lceil a_{i_0}/a_1 \rceil$.

From Lemma 1, by taking expectation over \mathcal{W}^T we can obtain that

$$\begin{aligned} & \mathbb{P}(\pi \text{ wrongly accepts } a^{(t)}) + \mathbb{P}(\pi \text{ wrongly rejects } a^{(t)}) \\ & \leq f_{\mathcal{D}}^T(\mathbf{MIX}^{(t-1)}) - f_{\mathcal{D}}^T(\mathbf{MIX}^{(t)}) \\ & \leq (L \wedge (T-t)) \cdot \mathbb{P}(\pi \text{ wrongly accepts } a^{(t)}) + \mathbb{P}(\pi \text{ wrongly rejects } a^{(t)}). \end{aligned} \tag{15}$$

(15) serves as simple but quite powerful inequalities to obtain both regret lower bounds and upper bounds. The first inequality gives guidance to regret lower bounds. It suggests that the performance of a policy π is intrinsically imposed by its ability to circumvent the probability of *either wrong accept or wrong reject*.

- Theorem 2 is proved by showing that there is an intrinsic trade-off between wrong accept and wrong reject — if we reduce the probability of wrong accept (reject), then the probability of wrong reject (accept) inevitably increases. We show that given $a^{(t)}$ realized as a high cost arrival, the sum of the two probabilities is essentially $\Omega(1)$. Since the probability of a high cost arrival is $1/\sqrt{T}$, the expected regret is at least $\Omega(\sqrt{T})$.

- Proposition 3 is proved by showing that any one of the listed canonical re-solving heuristics, once reduced to a greedy policy, incurs a nontrivial probability of wrong accept. This again highlights the observation that canonical re-solving heuristics tend to over accept arrivals. Specifically, (9) is proved by constructing an instance with the **DLP** optimal solution being degenerate and showing that the probability of wrong accept decays slowly at a $\Omega(1/\sqrt{t})$ rate. (10) is proved by constructing an instance with the **DLP** optimal solution being non-degenerate and showing that such probability is $\Omega(1)$, thus causing a linear regret.

The second inequality paves the way for regret upper bounds. It suggests that we can obtain a small regret if we manage to control *both wrong accept and wrong reject*. However, controlling the two types of wrong decisions can be quite different: a wrong reject only causes a loss of at most 1, but a wrong accept can cause much more — wrongly accepting a high-cost arrival at time t may cause a loss of budget to accept multiple (may be as bad as $T-t$) small-cost arrivals in the future.

Let $\pi = \mathbf{MLB}$. The question is: how can we relate the probabilities of making a wrong decision at time t to the budget $B^{(t)}$ and future arrivals after time t ? It turns out that such probabilities are closely linked to the *maximum* of potentially drifted random walks, as is documented in Lemma 2.

LEMMA 2. *For $1 \leq t \leq T$, we have*

$$\begin{aligned} & \mathbb{P}(\mathbf{MLB} \text{ wrongly accepts } a^{(t)}) \\ &= \sum_{i=1}^n p_i \cdot \underbrace{\mathbb{P}(\mathbf{MLB} \text{ wrongly accepts } a^{(t)} | a^{(t)} = a_i)}_{:= PWA_i^{(t)}} \\ &\leq \sum_{i=1}^n p_i \cdot \mathbb{P}\left(B^{(t)} - a_i < \max_{s \in [t+1, T]} \sum_{r=t+1}^s a^{(r)} \mathbb{1}\{a^{(r)} < a_i\}, B^{(t)} \geq \text{Buffer}_i^{(t)}\right) \end{aligned}$$

and

$$\begin{aligned} & \mathbb{P}(\mathbf{MLB} \text{ wrongly rejects } a^{(t)}) \\ &= \sum_{i=1}^n p_i \cdot \underbrace{\mathbb{P}(\mathbf{MLB} \text{ wrongly rejects } a^{(t)} | a^{(t)} = a_i)}_{:= PWR_i^{(t)}} \\ &\leq \sum_{i=1}^n p_i \cdot \mathbb{P}\left(B^{(t)} - a_i \geq \max_{s \in [t+1, T]} \sum_{r=t+1}^s a^{(r)} \mathbb{1}\{a^{(r)} \leq a_i\}, B^{(t)} < \text{Buffer}_i^{(t)}\right), \end{aligned}$$

where $\text{Buffer}_i^{(t)}$ is the safety buffer set as in (11).

Lemma 2 essentially bridges the two types of wrong online decisions with the sequential structure of the offline sample path \mathcal{W}^T . The proof builds on a simple yet powerful observation of the structure of the optimal offline decision (induced by \mathbf{HO}_{any}) for any \mathcal{W}^T : when we fully know the sample path, it is always feasible and no worse to delay an accept to the future if possible. Briefly speaking, Lemma 2 tells us that a wrong accept happens only if there *exists* some $s > t$ such that accepting all the arrivals from t to s with cost *less than* $a^{(t)}$ will *completely deplete* the current budget $B^{(t)}$. Meanwhile, a wrong reject happens only if for *any* $s > t$ accepting all the arrivals from t to s with cost *no greater than* $a^{(t)}$ will *never exceed* the current budget $B^{(t)}$.

With (14), Lemma 1, (15), Lemma 2 at hand, the remaining technical steps are completed via probability bounds and stochastic properties of drifted random walks and Lindley processes. Details are left to Appendix B. We would like to note that the motivation behind setting a gap between C_{low} and C_{mid} in Theorem 3 is to control the wrong reject of “low-cost” arrivals — through the gap, the budget can stay around or above $C_{\text{mid}} \ln(T - t + 1)$ with high probability, making the probability of the budget staying below $C_{\text{low}} \ln(T - t + 1)$ decays exponentially with t .

4.4. A Practical Heuristic for Online LFDR Control

Acknowledging the complexities presented by the posterior probability of real-world data, which often (i) is characterized by a continuous distribution and (ii) shows time-dependent structures

among different observations, we introduce an amended version of the **MLB** policy that is suitable for a continuous distribution and adapts to local information structures. Note that although in Theorem 2 we have shown that in the worst-case it is not possible to improve over the $\Omega(\sqrt{T})$ rate even if we take **HO_{any}** as the benchmark, a new heuristic may have the potential to empirically improve over the simple policy **SG** by borrowing insights from the design and analysis of **MLB**:

- For very low-cost type arrivals, they can be regarded as $i = 1$ in the discrete case. Thus, a greedy policy without safety buffers may work well.
- For other low-cost type arrivals, it almost does no harm to add a logarithmic safety buffer. In particular, our analysis in the discrete case shows that for a low-cost arrival that is distant from the “boundary” cost \bar{a} , a logarithmic buffer can well control the probability of wrong accept.
- For high-cost type arrivals, our design shows that it is necessary to be less conservative and not wise to always reject them. A safety buffer linearly decreasing with t may empirically help maximize the total number of requests, while strictly controlling the local FDR.

The discussion above leads to the following heuristic **MLB-AC**.

Algorithm 4 Adaptive Multilevel Logarithmic Buffer for Continuous Distribution (**MLB-AC**)

Input: Time horizon T . Initial budget $B^{(0)} = 0$. Hyper-parameters $d, \underline{a}, C_1, C_2$.

```

1: for  $t = 1, 2, \dots, d$  do
2:   Accept arrival  $a^{(t)}$  only if  $a^{(t)} \leq 0$ .
3:    $B^{(t+1)} = B^{(t)} - a^{(t)} \mathbb{1}\{a^{(t)} \text{ is accepted}\}$ .
4: end for
5: for  $t = d + 1, \dots, T$  do
6:   /* Estimate the threshold  $\bar{a}^{(t)}$  and gap  $\Delta(a^{(t)})$  */
7:   Sort the observations from previous  $d$  periods as  $\alpha_{(1)}^{(t)} \leq \alpha_{(2)}^{(t)} \leq \dots \leq \alpha_{(d)}^{(t)}$ .
8:   if  $\alpha_{(1)}^{(t)} \geq 0$  then
9:     Set  $\bar{a}^{(t)} = \bar{a}^{(t-1)}$ .
10:  else
11:    Set  $\bar{a}^{(t)} = \alpha_{(j^*)}^{(t)}$  where  $j^* = \max\{j : \sum_{i=1}^j \alpha_{(i)}^{(t)} \leq 0\}$ .
12:  end if
13:  Calculate  $\Delta^{(t)} = \sum_{i=t-d}^{t-1} a^{(i)} \mathbb{1}\{a^{(i)} < a^{(t)}\} / \sum_{i=t-d}^{t-1} \mathbb{1}\{a^{(i)} < a^{(t)}\}$ .
14:  /* Make accept/reject decision. */
15:  if  $B^{(t)} < a^{(t)}$  then
16:    Reject  $a^{(t)}$ .
17:  else

```

18: Accept the arrival if and only if one of the followings is satisfied:

$$\begin{cases} a^{(t)} \leq \underline{a}, & B^{(t)} \geq 0. \\ \underline{a} < a^{(t)} \leq \bar{a}^{(t)}, & B^{(t)} \geq C_1 \ln(T-t+1). \\ a^{(t)} > \bar{a}^{(t)}, & B^{(t)} \geq \Delta^{(t)}/2 \cdot (T-t+1) + C_2 \ln(T-t+1). \end{cases} \quad (16)$$

19: **end if**

20: $B^{(t+1)} = B^{(t)} - a^{(t)} \mathbb{1}\{a^{(t)} \text{ is accepted}\}.$

21: **end for**

In **MLB-AC**, for a given control level α at any time $t > d$, we divide $[-\alpha, 1 - \alpha]$ into three parts: $[-\alpha, \underline{a})$, $[\underline{a}, \bar{a}^{(t)})$ and $[\bar{a}^{(t)}, 1 - \alpha]$, where \underline{a} is a hyper-parameter and $\bar{a}^{(t)}$ satisfies $\mathbb{E}_{a \sim \mathcal{D}^{(t)}}[a \cdot \mathbb{1}\{a < \bar{a}^{(t)}\}] = 0$. Here, $\mathcal{D}^{(t)}$ is an empirical cost distribution estimated from the observations in the previous d time periods. We then decide $\bar{a}^{(t)}$ in the following way: we first sort the observations from time $[t-d, t-1]$ as $\alpha_{(1)}^t \leq \alpha_{(2)}^t \leq \dots \leq \alpha_{(d)}^t$. Then we take the threshold $\bar{a}^{(t)}$ at time t as $\alpha_{(j^*)}^t$ where $j^* = \max\{j : \sum_{i=1}^j \alpha_{(i)}^t \leq 0\}$. This step is motivated by the potential time-dependent structure in the real-world data setting. For example, in many time series data, each single observation may follow the same known distribution, but there might be time dependence among adjacent observations. Therefore, the threshold is adapted to the local distribution structure by using the most recent observations. Our rule of deciding $\bar{a}^{(t)}$ also coincides with that in [Gang et al. \(2023\)](#).

We impose different safety buffers for an observation coming from different segments, echoing with that in [Algorithm 3](#). In particular, for $a^{(t)} < \underline{a}$, we do not impose any buffer and accept the arrival (or equivalently claim the discovery) whenever the α -budget is enough. For $a^{(t)} \in [\underline{a}, \bar{a}^{(t)})$, we add a buffer of $C_1 \ln(T-t+1)$, and for $a^{(t)} > \bar{a}^{(t)}$, the buffer is $\Delta^{(t)}/2 \cdot (T-t+1) + C_2 \ln(T-t+1)$, where $\Delta^{(t)} = \mathbb{E}_{a \sim \mathcal{D}^{(t)}}[a \cdot \mathbb{1}\{a < a^{(t)}\}] = \sum_{i=t-d}^{t-1} a^{(i)} \mathbb{1}\{a^{(i)} < a^{(t)}\} / \sum_{i=t-d}^{t-1} \mathbb{1}\{a^{(i)} < a^{(t)}\}$.

We will show in [Section 5](#) from a real-world data setting that our heuristic **MLB-AC** can have superior performance compared to many other existing policies.

5. Experiments

5.1. Synthetic Experiments in the Discrete Case

In this section, we conduct numerical experiments to demonstrate the performance of the proposed **MLB** policy ([Algorithm 3](#)) when the incoming α -cost follows a discrete distribution. In particular, we compare it with five policies, namely Frequent Re-solving (**FR**), Infrequent Re-solving (**IRT**), Frequent Re-solving with Threshold (**FRT**), Bayesian Selector (**Bayes**), and Static Greedy (**SG**). The **FR**, **IRT**, **FRT**, and **Bayes** policies are four existing re-solving heuristics introduced in [Section 4.1](#), which have been proven to achieve a constant regret in canonical online resource allocation problems. **SG** is [Algorithm 1](#) applied to the discrete case.

We conduct the experiment in two settings. In the first setting, we set the α -cost taking values in $\{-2, 3, 4\}$ with probability $\{0.6, 0.3, 0.1\}$. One can easily scale the α -cost to let it take values in $[-1, 1]$ and we omit that for demonstration purpose. Here, the accumulated α -cost equals to $\Delta_1 = -1.2, \Delta_2 = -0.3, \Delta_3 = 0.1$, which are all non-zero, for which we call the example the *non-degenerate* one. We report the regret of each of the six policy with respect to \mathbf{HO}_{any} averaged across 100 sample paths in Panel (a) of Figure 2.

In the second experiment, we let the α -cost $a^{(t)}$ take values in $\{-2, 1, 3, 6, 8\}$ with probability $\{0.5, 0.1, 0.1, 0.1, 0.2\}$ respectively. Now the cumulative α -cost becomes $\Delta_1 = -1, \Delta_2 = -0.9, \Delta_3 = -0.6, \Delta_4 = 0, \Delta_5 = 1.6$. Note that now because $\Delta_4 = 0$, we call the case *degenerate*. The problem in this case is inherently harder than the previous one as it is easier for the policy to over-accept the low-cost arrivals, leaving little budgets for future high-cost arrivals. We demonstrate the regret of each of the five policy with respect to \mathbf{HO}_{any} averaged across 100 sample paths in Panel (b) of Figure 2. Here, the regret of **Bayes** and **FRT** coincides as they both tend to reject high-cost arrivals more often.

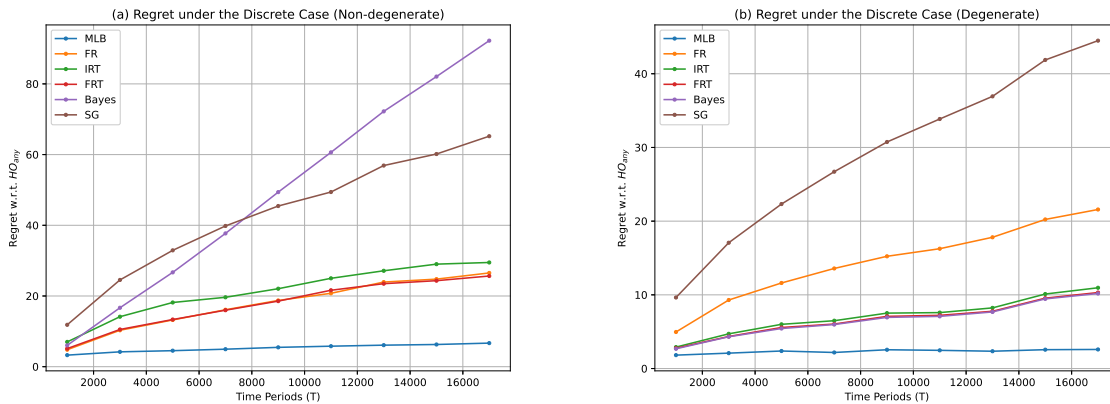


Figure 2 Regret with respect to the $(\mathbf{HO}_{\text{any}})$ for different policies. For Panel (a), it is the non-degenerate case where the α -cost takes values in $\{-2, 3, 4\}$ with probability $\{0.6, 0.3, 0.1\}$. Panel (b) is the degenerate case where the α -cost takes values in $\{-2, 1, 3, 6, 8\}$ with probability $\{0.5, 0.1, 0.1, 0.1, 0.2\}$.

From Figure 2, we make the following observations. (1) The regret of the **MLB** policy remains the lowest and does not grow much with the time horizon. This validates Theorem 3 where we prove the regret grows at a rate of $O(\ln^2 T)$. (2) The regret of all other policies grow at a faster rate, mostly at a $\Omega(\sqrt{T})$ rate, but some even grows linearly with respect to the time horizon (**Bayes** in the first setting). (3) The performance of some policies can be fragile to the cost distribution. For example, while **Bayes** performs well in the second setting, it has linear regret in the first one. Also, even though **FR** performs better in the non-degenerate case, it can have poor performance in the degenerate setting.

5.2. Application to time series anomaly detection

One practical application of online FDR control is identifying unusual patterns within a stream of time series data. More specifically, at each time step, new data is observed and can be considered as an outcome of one experiment. The null hypothesis here is that the data is drawn from the usual distributions while the alternative posits that it is drawn from a different distribution. Rejection of the null hypothesis results in the detection of an anomaly in the data stream and the goal is to detect as many anomalies as possible while keeping the FDR low.

5.2.1. Data description and model estimation. In this section, we will use the New York City (NYC) taxi dataset downloaded from the Numenta Anomaly Benchmark (NAB) repository (Ahmad et al. 2017) to illustrate this application. This dataset, also employed in other studies (Gang et al. 2023), records the number of taxi passengers in NYC every 30 minutes from July 1, 2014, to January 31, 2015. It captures fluctuations caused by five major events: the NYC marathon, Thanksgiving, Christmas, New Year’s Eve, and a significant snowstorm. We plot the data from October 31, 2014 to January 31, 2015, a time window that encompasses all the specified abnormal occurrences, along with the highlighted events in Figure 3.

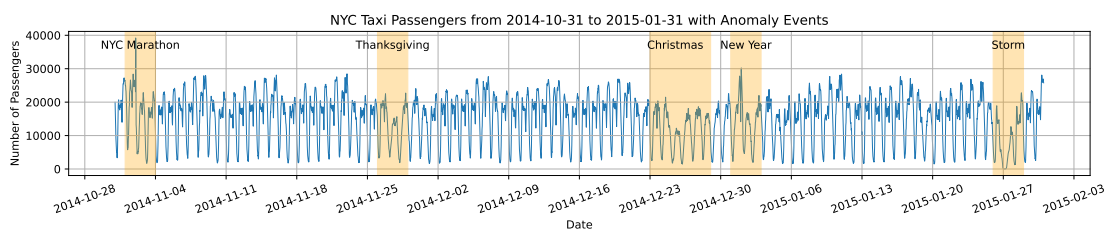


Figure 3 Illustration of the NYC taxi passenger data with abnormal events highlighted in orange.

As one can see from Figure 3, the data has strong seasonality in a single day or week. To obtain a stationary input to the model, we first use the STL decomposition method (Cleveland et al. 1990) to decompose the data into trend, seasonality, and residuals. We plot the residual term in Figure 4, from which we observe that the residual term is relatively stable except for the highlighted events. In the following, we will use the residual as the testing data instead of the raw count of the passengers.

The next step is to estimate the null and alternative distribution in the two-group Bayesian model. To obtain a valid estimation of the two distributions, we fit a Gaussian Mixture model with two components to the residual data. The result is shown in Figure 5. The orange line represents the fitted null distribution, which is $\mathcal{N}(0.07, 0.36)$, and the blue line stands for the alternative distribution, for which the result is $\mathcal{N}(-0.56, 5.74)$. The prior probabilities for the

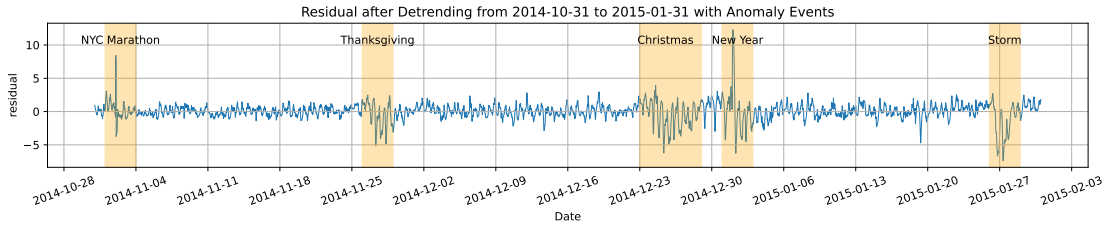


Figure 4 Residual term after the STL decomposition of the NYC taxi passenger data.

two distributions are 0.89 and 0.11 respectively. As one can see from Figure 5, the fitted density aligns well with the data’s true histogram marked in green. After obtaining the estimated null and

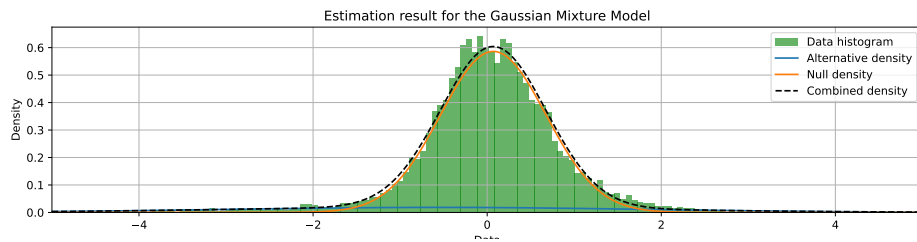


Figure 5 Density of the residual and the estimation result for the Gaussian Mixture model.

alternative distribution, we use it to obtain the posterior null probability $w^{(t)}$ for each time period t . Specifically, suppose the CDF for the null and alternative is \hat{F}_0 and \hat{F}_1 with prior probabilities π_0 and π_1 . Then the p -value of the residual $z^{(t)}$ at time t relative to the null and alternative are $p_0 = 2\hat{F}_0(-|z^{(t)}|)$ and $p_1 = 2(1 - \hat{F}_1(|z^{(t)}|))$ respectively. Then, the posterior probability is calculated as $w^{(t)} = \mathbb{P}(\gamma^{(t)} = 0 \mid Z^{(t)} \text{ being at least as extreme as } z^{(t)}) = \alpha_0 p_0 / (\alpha_0 p_0 + \alpha_1 p_1)$. Here, the posterior probability is calculated as conditioning on the event that the data $Z^{(t)}$ is at least as extreme as the observed data $z^{(t)}$, which is one of the approaches mentioned in Efron et al. (2001).

5.2.2. Testing policies and results. We examine and compare two streams of FDR control policies. The first stream employs the Bayesian principle and makes the decision based on the posterior null probability $w^{(t)}$, which is the methodology discussed in this paper. For this line of work, we test the SAST policy (Gang et al. 2023) and the proposed **MLB-AC** policy (Algorithm 4). The alternative strategy adopts a frequentist viewpoint and makes decisions based on p -values. For this line of work, we will evaluate the LOND (Javanmard and Montanari 2018), LORD++ (Ramdas et al. 2017), ADDIS (Tian and Ramdas 2019), and the offline BH (Benjamini and Hochberg 1995) policies. Our focus is to benchmark our policy against existing policies in the Bayesian domain, where policies take $w^{(t)}$ as an input. For comparisons with the frequentist approach where p -values are taken as input, the results should only be considered for illustration purposes.

We run the policies with FDR level of 5% and report the total number of discoveries for these policies. The result is presented in Table 1. Here, besides the policies mentioned above, we also report the upper bound obtained by solving the corresponding linear programming. As one can see from the table, the proposed policy **MLB-AC** attains the highest number of discoveries, demonstrating its superior performance. Note that our **MLB-AC** policy only misses 20 discoveries compared to the linear programming upper bound, which only consists of 2% of the total anomalies detected by the LP. We also plot the anomalies detected by the **MLB-AC** policy in Figure 6. From the figure, we can see that the **MLB-AC** policy detects most of the anomalies around the highlighted events.

Approach	Bayesian			Frequentist			
Policies	SAST	MLB-AC	LP	LOND	LORD++	ADDIS	BH
# Discoveries	834	862	882	315	562	792	659

Table 1 Number of discoveries for different policies.

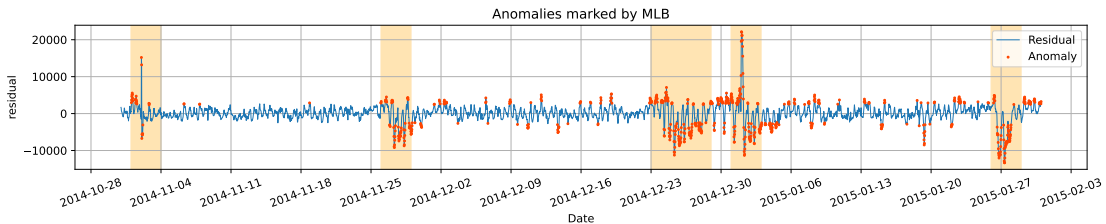


Figure 6 Anomalies detected by **MLB-AC**.

6. Conclusion

In this paper, we study the problem of optimal policy design for online multiple testing under the Bayesian perspective. The goal for the experimenter is to maximize the number of discoveries while ensuring the local false discovery rate is below a pre-specified threshold. We approach this problem through the lens of online resource allocation and formulate the problem as a knapsack problem with exogenous budget replenishment. Our investigation covers two main scenarios where the distribution of the incoming cost is either general or discrete.

For the general distribution, we propose the Static Greedy (**SG**) policy, showing it achieves a $O(\sqrt{T})$ regret with respect to the offline upper bound. We complement the result by showing that in general any online policy will incur a $\Omega(\sqrt{T})$ regret. For the discrete distribution, we propose the Multilevel Logarithm Buffer (**MLB**) policy that achieves a near-optimal regret of order $O(\ln^2 T)$. Interestingly, existing state-of-the-art policies that achieve constant regrets in the network revenue

management problem fail in our setting as they are shown to achieve $\Omega(\sqrt{T})$ or even $\Omega(T)$ regret. The cause is that these policies are too optimistic about future replenishment and can over claim discoveries. Built upon the insights from our design and analysis of **MLB**, we propose **MLB-AC**, an amended version of **MLB** that can handle practical local FDR control with continuous cost distributions as well as time-dependent information structures. Numerical experiments on both synthetic and real data validate the superior performance of **MLB** (in the discrete setting) and **MLB-AC** (in the continuous setting).

We would like to note that all the main results in this paper can be naturally extended to the general reward setting: accepting a request $a^{(t)}$ also generates a random reward $r^{(t)} \in [0, 1]$. There are also some interesting future work. It is worth investigating whether we can obtain better instance-dependent regret bounds in the discrete case. Also, it is intriguing to see if we can obtain either a $O(\text{polylog}(T))$ upper bound or a $\Omega(\sqrt{T})$ lower bound for a *fixed* continuous cost distribution under some mild assumptions (e.g., the uniform distribution). We hope this work shed some light on both the online multiple testing problem and the online resource allocation problem with exogenous replenishment. From the online testing perspective, this work may demonstrate the value of applying operations research tools for optimal policy design to improve the power of testing procedures. For the online resource allocation community, this work may provide some insights along with technical novelty to handling the problem where there is an exogenous replenishment of resources. Through these dual lenses, we hope our study contributes to a deeper understanding of both domains, offering some insights that bridge theoretical rigor with practical applications.

References

- Aharoni E, Rosset S (2014) Generalized α -investing: definitions, optimality results and application to public databases. *Journal of the Royal Statistical Society Series B: Statistical Methodology* 76(4):771–794.
- Ahmad S, Lavin A, Purdy S, Agha Z (2017) Unsupervised real-time anomaly detection for streaming data. *Neurocomputing* 262:134–147.
- Arlotto A, Xie X (2020) Logarithmic regret in the dynamic and stochastic knapsack problem with equal rewards. *Stochastic Systems* 10(2):170–191.
- Asmussen S, Asmussen S, Asmussen S (2003) *Applied probability and queues*, volume 2 (Springer).
- Balseiro SR, Besbes O, Pizarro D (2023) Survey of dynamic resource-constrained reward collection problems: Unified model and analysis. *Operations Research* .
- Banerjee S, Freund D (2020) sc. *Abstracts of the 2020 SIGMETRICS/Performance Joint International Conference on Measurement and Modeling of Computer Systems*, 1–2.
- Benjamini Y, Hochberg Y (1995) Controlling the false discovery rate: a practical and powerful approach to multiple testing. *Journal of the Royal statistical society: series B (Methodological)* 57(1):289–300.
- Bernasconi M, Castiglioni M, Celli A, Fusco F (2023) Bandits with replenishable knapsacks: the best of both worlds. *arXiv preprint arXiv:2306.08470* .
- Büke B, Chen H (2017) Fluid and diffusion approximations of probabilistic matching systems. *Queueing Systems* 86:1–33.
- Bumpensanti P, Wang H (2020) A re-solving heuristic with uniformly bounded loss for network revenue management. *Management Science* 66(7):2993–3009.

- Castro F, Nazerzadeh H, Yan C (2020) Matching queues with reneging: a product form solution. *Queueing Systems* 96(3-4):359–385.
- Chen Y, Levi R, Shi C (2017) Revenue management of reusable resources with advanced reservations. *Production and Operations Management* 26(5):836–859.
- Cleveland RB, Cleveland WS, McRae JE, Terpenning I, et al. (1990) Stl: A seasonal-trend decomposition. *J. Off. Stat* 6(1):3–73.
- Durrett R (2019) *Probability: theory and examples*, volume 49 (Cambridge university press).
- Efron B, Tibshirani R (2002) Empirical bayes methods and false discovery rates for microarrays. *Genetic epidemiology* 23(1):70–86.
- Efron B, Tibshirani R, Storey JD, Tusher V (2001) Empirical bayes analysis of a microarray experiment. *Journal of the American statistical association* 96(456):1151–1160.
- Ferreira KJ, Simchi-Levi D, Wang H (2018) Online network revenue management using thompson sampling. *Operations research* 66(6):1586–1602.
- Foster DP, Stine RA (2008) α -investing: a procedure for sequential control of expected false discoveries. *Journal of the Royal Statistical Society Series B: Statistical Methodology* 70(2):429–444.
- Friend J (1960) Stock control with random opportunities for replenishment. *Journal of the Operational Research Society* 11(3):130–136.
- Gang B, Sun W, Wang W (2023) Structure-adaptive sequential testing for online false discovery rate control. *Journal of the American Statistical Association* 118(541):732–745.
- Gong XY, Goyal V, Iyengar GN, Simchi-Levi D, Udawani R, Wang S (2022) Online assortment optimization with reusable resources. *Management Science* 68(7):4772–4785.
- Jasin S, Kumar S (2012) A re-solving heuristic with bounded revenue loss for network revenue management with customer choice. *Mathematics of Operations Research* 37(2):313–345.
- Jasin S, Kumar S (2013) Analysis of deterministic lp-based booking limit and bid price controls for revenue management. *Operations Research* 61(6):1312–1320.
- Javanmard A, Montanari A (2018) Online rules for control of false discovery rate and false discovery exceedance. *The Annals of statistics* 46(2):526–554.
- Jiang J, Ma W, Zhang J (2022) Degeneracy is ok: Logarithmic regret for network revenue management with indiscrete distributions. *arXiv preprint arXiv:2210.07996* .
- Jiang J, Zhang J (2020) Online resource allocation with stochastic resource consumption. *arXiv preprint arXiv:2012.07933* .
- Kendall DG (1951) Some problems in the theory of queues. *Journal of the Royal Statistical Society: Series B (Methodological)* 13(2):151–173.
- Kumar R, Kleinberg R (2022) Non-monotonic resource utilization in the bandits with knapsacks problem. *Advances in Neural Information Processing Systems* 35:19248–19259.
- Lee Y, Luca F, Pique-Regi R, Wen X (2018) Bayesian multi-snp genetic association analysis: Control of fdr and use of summary statistics. *BioRxiv* 316471.
- Levi R, Radovanović A (2010) Provably near-optimal lp-based policies for revenue management in systems with reusable resources. *Operations Research* 58(2):503–507.
- Liu X, Gong Q, Kulkarni VG (2015) Diffusion models for double-ended queues with renewal arrival processes. *Stochastic Systems* 5(1):1–61.
- Lueker GS (1998) Average-case analysis of off-line and on-line knapsack problems. *Journal of Algorithms* 29(2):277–305.
- Nagaev S (1970) On the speed of convergence of the distribution of maximum sums of independent random variables. *Theory of Probability & Its Applications* 15(2):309–314.
- Owen Z, Simchi-Levi D (2018) Price and assortment optimization for reusable resources. *Available at SSRN 3070625* .
- Ramdas A, Yang F, Wainwright MJ, Jordan MI (2017) Online control of the false discovery rate with decaying memory. *Advances in neural information processing systems* 30.

- Reiman MI, Wang Q (2008) An asymptotically optimal policy for a quantity-based network revenue management problem. *Mathematics of Operations Research* 33(2):257–282.
- Robertson DS, Wason J, Ramdas A (2022) Online multiple hypothesis testing for reproducible research. *arXiv preprint arXiv:2208.11418* .
- Rusmevichientong P, Sumida M, Topaloglu H (2020) Dynamic assortment optimization for reusable products with random usage durations. *Management Science* 66(7):2820–2844.
- Simchi-Levi D, Zheng Z, Zhu F (2023) On greedy-like policies in online matching with reusable network resources and decaying rewards. *Available at SSRN 3981123* .
- Tian J, Ramdas A (2019) Addis: an adaptive discarding algorithm for online fdr control with conservative nulls. *Advances in neural information processing systems* 32.
- Vera A, Banerjee S (2021) The bayesian prophet: A low-regret framework for online decision making. *Management Science* 67(3):1368–1391.
- Wen X (2017) Robust bayesian fdr control using bayes factors, with applications to multi-tissue eqtl discovery. *Statistics in Biosciences* 9:28–49.
- Yang F, Ramdas A, Jamieson KG, Wainwright MJ (2017) A framework for multi-a (rmed)/b (andit) testing with online fdr control. *Advances in Neural Information Processing Systems* 30.
- Yang F, Thangarajan AS, Ramachandran GS, Joosen W, Hughes D (2021) Astar: Sustainable energy harvesting for the internet of things through adaptive task scheduling. *ACM Transactions on Sensor Networks (TOSN)* 18(1):1–34.
- Yang Z, Li Z, Bickel DR (2013) Empirical bayes estimation of posterior probabilities of enrichment: a comparative study of five estimators of the local false discovery rate. *BMC bioinformatics* 14(1):1–12.
- Zhang X, Cheung WC (2022) Online resource allocation for reusable resources. *arXiv preprint arXiv:2212.02855* .
- Zhu F, Liu S, Wang R, Wang Z (2023) Assign-to-seat: Dynamic capacity control for selling high-speed train tickets. *Manufacturing & Service Operations Management* 25(3):921–938.
- Zrnic T, Jiang D, Ramdas A, Jordan M (2020) The power of batching in multiple hypothesis testing. *International Conference on Artificial Intelligence and Statistics*, 3806–3815 (PMLR).
- Zrnic T, Ramdas A, Jordan MI (2021) Asynchronous online testing of multiple hypotheses. *The Journal of Machine Learning Research* 22(1):1585–1623.

Appendix A: More Applications of the Knapsack Formulation

Below we state several operations examples where the knapsack formulation (3) may also accommodate.

Inventory control with exogenous replenishment. For retailers or manufacturers, product demand from customers represents different amount of consumption (representing positive weights), while shipments from suppliers or production batches can possibly be exogenous replenishment (representing negative weights). An online policy can help in adjusting inventory levels dynamically and decide how to satisfy different types of requests, with the goal of maximizing the total number of accepted requests.

Online multiple experiments with budget replenishment. Consider a group of people managing a series of sequential experiments on a digital platform. Different experiments can belong to different categories. The platform starts with an initial budget $B^{(1)}$, which is used to fund experiments. In each time period t , the group has a budget $B^{(t)}$ at hand, and faces either a replenishment ($a^{(t)} < 0$) that replenishes the budget or an experiment that, if conducted, costs $a^{(t)} > 0$ from the budget. The group needs to irrevocably decide whether or not the experiment should be carried out. The objective is to maximize the total number of conducted experiments, denoted as the sum of $\mathbb{1}\{a^{(t)} > 0\}$, while maintaining the budget never drops below 0. This involves making informed decisions on which experiments to conduct, taking into account the potential costs, as well as the fluctuating budget due to exogenous replenishment and endogenous expenditures.

Task scheduling with sustainable energy consumption. In a computing environment featuring a single computational resource powered by electricity, we encounter a dynamic scenario where, at each time period, the system may receive either an energy replenishment (representing negative weights) or a computation request that consumes a certain amount of energy (representing positive weights). The replenishment could come from various sources, including grid electricity, backup generators, or even renewable energy sources integrated into the system's supply chain. The requests, on the other hand, could range from data processing tasks, cloud-based services, to complex computational operations required by end-users or automated systems. The decision maker needs to effectively manage the balance between maximizing the total number of accepted computation requests and ensuring that the resource never runs out of energy.

Appendix B: Proof of Main Results

B.1. Proof of Theorem 1

For simplicity of notation, we write $x^* = x^*(\bar{a})$ and $p^* = \mathbb{P}(A = \bar{a})$. By the design of **SG**, each time when $a^{(t)} = \bar{a}$, we sample an independent uniform random variable $u^{(t)}$ and accept $a^{(t)}$ if and only if $u^{(t)} \leq x^*$.

Thus,

$$f_{\mathcal{D}}^T(\mathbf{SG}) = \mathbb{E} \left[\sum_{t=1}^T \mathbb{1}\{B^{(t)} \geq a^{(t)}\} (\mathbb{1}\{a^{(t)} < \bar{a}\} + \mathbb{1}\{a^{(t)} = \bar{a}, u^{(t)} \leq x^*\}) \right] \quad (17)$$

Meanwhile, by the nature of **SG**, we know that

$$f_{\mathcal{D}}^T(\mathbf{SG}) = T \cdot (\mathbb{P}(A < \bar{a}) + p^* x^*) = \mathbb{E} \left[\sum_{t=1}^T (\mathbb{1}\{a^{(t)} < \bar{a}\} + \mathbb{1}\{a^{(t)} = \bar{a}, u^{(t)} \leq x^*\}) \right]. \quad (18)$$

Combining (17) and (18) we have

$$f_{\mathcal{D}}^T(\mathbf{DLP}) - f_{\mathcal{D}}^T(\mathbf{SG}) = \mathbb{E} \left[\sum_{t=1}^T \mathbb{1}\{B^{(t)} < a^{(t)}\} (\mathbb{1}\{a^{(t)} < \bar{a}\} + \mathbb{1}\{a^{(t)} = \bar{a}, u^{(t)} \leq x^*\}) \right]. \quad (19)$$

Define a new process $\{\tilde{B}^{(t)}\}_t$ as a ‘‘coupled’’ version of the process $\{B^{(t)}\}_t$ as follows. $\tilde{B}^{(1)} = B^{(1)} = 0$. For general $t \geq 1$, we define

$$\tilde{B}^{(t+1)} = \max \left\{ \tilde{B}^{(t)} - a^{(t)} \left(\mathbf{1}\{a^{(t)} < \bar{a}\} + \mathbf{1}\{a^{(t)} = \bar{a}, u^{(t)} \leq x^*\} \right), 0 \right\}. \quad (20)$$

That is, for each sample path $\{a^{(t)}\}_t$ with $\{u^{(t)}\}_t$, in the ‘‘coupled’’ version regardless of the budget, in each time t we always accept the arrival only it satisfies Line 5-8 in Algorithm 1 (here we also couple the random seed when we face \bar{a}). If the budget drops below 0, we restart the budget level as 0. We now show that for each sample path $\tilde{B}^{(t)} \leq B^{(t)}$ for any t via induction. Apparently $\tilde{B}^{(1)} \leq B^{(1)}$. Suppose we have $\tilde{B}^{(t)} \leq B^{(t)}$. If at time t the arrival $a^{(t)}$ is rejected by **SG**, then it implies $a^{(t)} > 0$. We have $\tilde{B}^{(t+1)} \leq \tilde{B}^{(t)} \leq B^{(t)} = B^{(t+1)}$. If the arrival is accepted by **SG**, then we also have

$$\begin{aligned} \tilde{B}^{(t+1)} &= \max \left\{ \tilde{B}^{(t)} - a^{(t)} \left(\mathbf{1}\{a^{(t)} < \bar{a}\} + \mathbf{1}\{a^{(t)} = \bar{a}, u^{(t)} \leq x^*\} \right), 0 \right\} \\ &\leq \max \left\{ B^{(t)} - a^{(t)} \left(\mathbf{1}\{a^{(t)} < \bar{a}\} + \mathbf{1}\{a^{(t)} = \bar{a}, u^{(t)} \leq x^*\} \right), 0 \right\} \\ &= \max \left\{ B^{(t+1)}, 0 \right\} \\ &= B^{(t+1)}. \end{aligned}$$

This leads to

$$\mathbf{1}\{B^{(t)} < a^{(t)}\} \leq \mathbf{1}\{\tilde{B}^{(t)} < a^{(t)}\}. \quad (21)$$

Define $Z^{(t)} = -a^{(t)} \left(\mathbf{1}\{a^{(t)} < \bar{a}\} + \mathbf{1}\{a^{(t)} = \bar{a}, u^{(t)} \leq x^*\} \right)$, then we know that $\{Z^{(t)} - \mathbb{E}[Z^{(t)}]\}_{t=1, \dots}$ are i.i.d. random variables bounded within $[-1, 1]$. By Proposition 6.2 in [Asmussen et al. \(2003\)](#), we have

$$\tilde{B}^{(t)} = \max\{0, X_{t-1}, X_{t-1} + X_{t-2}, \dots, X_{t-1} + \dots + X_1\}$$

is the maximum of the first t positions of a random walk with a non-negative trend. By Lemma 6, we know that for any $a > 0$,

$$\mathbb{P}(\tilde{B}^{(t)} < a) \leq O\left(\frac{a}{\sigma\sqrt{t}} + \frac{\kappa}{\sqrt{t}}\right).$$

Therefore,

$$\begin{aligned} &\mathbb{E} \left[\mathbf{1}\{B^{(t)} < a^{(t)}\} \left(\mathbf{1}\{a^{(t)} < \bar{a}\} + \mathbf{1}\{a^{(t)} = \bar{a}, u^{(t)} \leq x^*\} \right) \right] \\ &\leq \mathbb{E} \left[\mathbf{1}\{\tilde{B}^{(t)} < a^{(t)}\} \left(\mathbf{1}\{a^{(t)} < \bar{a}\} + \mathbf{1}\{a^{(t)} = \bar{a}, u^{(t)} \leq x^*\} \right) \right] \\ &= \mathbb{E} \left[\mathbb{E} \left[\mathbf{1}\{\tilde{B}^{(t)} < a^{(t)}\} | a^{(t)} \right] \left(\mathbf{1}\{a^{(t)} < \bar{a}\} + \mathbf{1}\{a^{(t)} = \bar{a}, u^{(t)} \leq x^*\} \right) \right] \\ &= \mathbb{E} \left[O\left(\frac{a^{(t)}}{\sigma\sqrt{t}} + \frac{\kappa}{\sqrt{t}}\right) \left(\mathbf{1}\{0 < a^{(t)} < \bar{a}\} + \mathbf{1}\{a^{(t)} = \bar{a}, u^{(t)} \leq x^*\} \right) \right] \\ &= O\left(\frac{\mathbb{E} \left[a^{(t)} \left(\mathbf{1}\{0 < a^{(t)} < \bar{a}\} + \mathbf{1}\{a^{(t)} = \bar{a}, u^{(t)} \leq x^*\} \right) \right]}{\sigma\sqrt{t}}\right) + O\left(\frac{\kappa}{\sqrt{t}}\right) \\ &= O\left(\frac{\kappa}{\sqrt{t}}\right). \end{aligned} \quad (22)$$

Note that $a^{(t)}$ is independent with $\tilde{B}^{(t)}$. In the last inequality, we use the following inequality:

$$\begin{aligned} \sigma &\geq \sqrt{\mathbb{E} [|Z^{(t)} - \mathbb{E}[Z^{(t)}]|^2 \left(\mathbf{1}\{0 < a^{(t)} < \bar{a}\} + \mathbf{1}\{a^{(t)} = \bar{a}, u^{(t)} \leq x^*\} \right)]} \\ &\geq \sqrt{\mathbb{E} [|-a^{(t)}|^2 \left(\mathbf{1}\{0 < a^{(t)} < \bar{a}\} + \mathbf{1}\{a^{(t)} = \bar{a}, u^{(t)} \leq x^*\} \right)]} \\ &\geq \mathbb{E} \left[a^{(t)} \left(\mathbf{1}\{0 < a^{(t)} < \bar{a}\} + \mathbf{1}\{a^{(t)} = \bar{a}, u^{(t)} \leq x^*\} \right) \right] \end{aligned}$$

Combining (19) and (22) yields

$$f_D^T(\mathbf{DLP}) - f_D^T(\mathbf{SG}) = \sum_{t=1}^T \mathbb{E} \left[O\left(\frac{\kappa}{\sqrt{t}}\right) \right] = O(\kappa\sqrt{T}).$$

B.2. Proof of Theorem 2

Consider \mathcal{D}_T as the following discrete distribution:

$$a^{(t)} = \begin{cases} -1/5 \triangleq a_0 & \text{w.p. } 1/2 + 1/\sqrt{T}, \\ 1/5 \triangleq a_1 & \text{w.p. } 1/2 - 2/\sqrt{T}, \\ 3/5 \triangleq a_2 & \text{w.p. } 1/\sqrt{T}. \end{cases} \quad (23)$$

Solving **DLP** yields $x^*(-1/5) = x^*(1/5) = x^*(3/5) = 1$.

First, we point out that in the optimal online policy, every arrival of type a_1 will be accepted as long as the budget is positive. To prove this, it suffices to show that the probability of wrong accept is 0. In fact, by Lemma 2, the probability of wrongly accept $a^{(t)}$ when $a^{(t)} = 1$ can be written as

$$\begin{aligned} PWA_1^{(t)} &\leq \mathbb{P}\left(B^{(t)} - 1 < \max_{s \in [t+1, T]} \sum_{r=t+1}^s a^{(r)} \mathbb{1}\{a^{(r)} < 1\}\right) \\ &\leq \mathbb{P}\left(0 < \max_{s \in [t+1, T]} \sum_{r=t+1}^s a^{(r)} \mathbb{1}\{a^{(r)} < 1\}\right) \\ &= 0. \end{aligned}$$

From now on we only consider policies that always accept $a^{(t)}$ if $a^{(t)} = a_1$. We now provide a property of $B^{(t)}$.

Claim 0. There exists absolute constants c_1, c_2, c_3, c_4 such that for any fixed $t \in [T/4, T/2]$:

$$\mathbb{P}\left(a_2 + c_1\sqrt{t} \leq B^{(t)} \leq c_2\sqrt{t}\right) \geq c_3 - c_4/\sqrt{t}.$$

Construct $\underline{B}^{(t)}$ as a ‘‘coupled’’ version of $B^{(t)}$: $\underline{B}^{(1)} = B^{(1)} = 0, \underline{B}^{(t+1)} = \max\{\underline{B}^{(t)} - a^{(t)}, 0\}$. Following the similar argument in the proof of Theorem 1, we know that $\underline{B}^{(t)}$ is a sample path-wise lower bound of $B^{(t)}$, and that

$$\underline{B}^{(t)} = \max\{0, -a^{(t-1)}, -a^{(t-1)} - a^{(t-2)}, \dots, -a^{(t-1)} - \dots - a^{(1)}\}.$$

Let $c_1 > 0$ be some small positive constant to be determined, From Lemma 6, we know that

$$\mathbb{P}\left(B^{(t)} \leq a_2 + c_1\sqrt{t}\right) \leq \mathbb{P}\left(\underline{B}^{(t)} \leq a_2 + c_1\sqrt{t}\right) = O\left(\frac{a_2 + c_1\sqrt{t}}{\sqrt{t-1}} + \frac{1}{\sqrt{t}}\right) = O(c_1) + O(1/\sqrt{t}), \quad (24)$$

where in $O(\cdot)$ we hiding absolute constants.

Construct $\overline{B}^{(t)}$ as a ‘‘coupled’’ version of $B^{(t)}$: $\overline{B}^{(1)} = B^{(1)} = 0, \overline{B}^{(t+1)} = \max\{\overline{B}^{(t)} - a^{(t)} \mathbb{1}\{a^{(t)} \leq a_1\}, 3\}$. Following the similar argument in the proof of Theorem 1, we know $\overline{B}^{(t)}$ is a sample path-wise upper bound of $B^{(t)}$, and

$$\begin{aligned} \overline{B}^{(t)} &= \max\left\{3, 3 - a^{(t-1)} \mathbb{1}\{a^{(t-1)} \leq a_1\}, \dots, 3 - a^{(t-1)} \mathbb{1}\{a^{(t-1)} \leq a_1\} - \dots - a^{(1)} \mathbb{1}\{a^{(1)} \leq a_1\}\right\} \\ &\leq \max\left\{3, 3 + \frac{a_2}{\sqrt{T}} - \left(a^{(t-1)} \mathbb{1}\{a^{(t-1)} \leq a_1\} + \frac{a_2}{\sqrt{T}}\right), \dots, 3 + \frac{(t-1)a_2}{\sqrt{T}} - \sum_{i=1}^{t-1} \left(a^{(i)} \mathbb{1}\{a^{(i)} \leq a_1\} + \frac{a_2}{\sqrt{T}}\right)\right\} \\ &\leq 3 + \frac{t}{\sqrt{T}} + \max\left\{0, -\left(a^{(t-1)} \mathbb{1}\{a^{(t-1)} \leq a_1\} + \frac{a_2}{\sqrt{T}}\right), \dots, -\sum_{i=1}^{t-1} \left(a^{(i)} \mathbb{1}\{a^{(i)} \leq a_1\} + \frac{a_2}{\sqrt{T}}\right)\right\} \\ &\leq 4\sqrt{t} + \max\left\{0, -\left(a^{(t-1)} \mathbb{1}\{a^{(t-1)} \leq a_1\} + \frac{a_2}{\sqrt{T}}\right), \dots, -\sum_{i=1}^{t-1} \left(a^{(i)} \mathbb{1}\{a^{(i)} \leq a_1\} + \frac{a_2}{\sqrt{T}}\right)\right\}. \end{aligned}$$

Let $c_2 > 4$ be some large positive constant to be determined. From Lemma 6, we know that

$$\begin{aligned}
& \mathbb{P}\left(B^{(t)} \geq c_2\sqrt{t}\right) \\
& \leq \mathbb{P}\left(\bar{B}^{(t)} \geq c_2\sqrt{t}\right) \\
& \leq \mathbb{P}\left(\bar{B}^{(t)} - 4\sqrt{t} \geq (c_2 - 4)\sqrt{t}\right) \\
& = O\left(\bar{\Phi}^c\left(\frac{(c_2 - 4)\sqrt{t}}{\sqrt{t-1}}\right) + \frac{1}{\sqrt{t}}\right) \\
& = O(\bar{\Phi}^c(c_2 - 4)) + O(1/\sqrt{t}),
\end{aligned} \tag{25}$$

where in $O(\cdot)$ we hiding absolute constants.

Therefore, combining (24) and (25) yields

$$\mathbb{P}\left(a_2 + c_1\sqrt{t} \leq B^{(t)} \leq c_2\sqrt{t}\right) = 1 - O(c_1 + \bar{\Phi}^c(c_2 - 4)) - O(1/\sqrt{t}),$$

where in $O(\cdot)$ we are hiding absolute constants. It suffices to take c_1 to be small enough and c_2 to be large enough.

We then consider the loss incurred by wrongly accepting or rejecting arrivals of type a_2 .

Claim 1. For $1 \leq t < T/2$, we have

$$PWA_2^{(t)} \geq \mathbb{P}\left(2B^{(t)} < \sum_{r=t+1}^{t+\lfloor T/2 \rfloor} a^{(r)} \mathbf{1}\{a^{(r)} < a_2\}, \pi \text{ accepts } a^{(t)} \mid a^{(t)} = a_2\right)$$

In fact, let's assume the event in Claim 1 happens. This means that standing at time t with budget $B^{(t)}$, from time $t+1$ to $t + \lfloor T/2 \rfloor$, only accepting $-1/5$ and $1/5$ will reduce the budget to $-B^{(t)}$ (which is not feasible for an online policy). Now consider $\mathbf{MIX}^{(t)}$ (remember in $\mathbf{MIX}^{(t)}$ we follow π until time t , and so in $\mathbf{MIX}^{(t)}$ $a^{(t)}$ is accepted). The statement above indicates that in $\mathbf{MIX}^{(t)}$ we accept a small number of arrivals of type a_1 during time $[t+1, t + \lfloor T/2 \rfloor]$. In fact, at least 2 of the arrivals of type a_1 during time $[t+1, t + \lfloor T/2 \rfloor]$ must be rejected. Otherwise, the remaining budget at time $t + \lfloor T/2 \rfloor + 1$ is at most

$$B^{(t)} - \left(\sum_{r=t+1}^{t+\lfloor T/2 \rfloor} a^{(r)} \mathbf{1}\{a^{(r)} < a_2\} - 1/5\right) < 1/5 - B^{(t)} < 0,$$

where in the last inequality we have used the fact that $B^{(t)} > 1/5$ because $a^{(t)}$ is accepted. Now consider the following “modification” of $\mathbf{MIX}^{(t)}$: instead of accepting $a^{(t)} = a_2$ at time t , we accept two more arrivals of type a_1 during time $[t+1, t + \lfloor T/2 \rfloor]$. This will not violate the any-time constraint, since $a_2 > 2a_1$ and we postpone depleting the budget to later time periods. Apparently, this indicates that the total number of accepted requests induced by $\mathbf{MIX}^{(t-1)}$ must be strictly larger than that of $\mathbf{MIX}^{(t)}$ — accepting $a^{(t)}$ is a wrong decision.

Claim 2. For $1 \leq t < T/2$, we have

$$PWR_2^{(t)} \geq \mathbb{P}\left(B^{(t)} - a_2 \leq \max_{s \in [t+1, T]} \sum_{r=t+1}^s a^{(r)}, \pi \text{ rejects } a^{(t)} \mid a^{(t)} = a_2\right)$$

In fact, let's assume the event in Claim 2 happens. It indicates that always accepting the arrivals can never violate the any-time constraint. Therefore, rejecting $a^{(t)}$ is a wrong decision.

Now let's bound the terms in Claim 1 and 2 separately. Fix $t \in [T/4, T/2)$.

$$\begin{aligned}
PWA_2^{(t)} &\geq \mathbb{P} \left(2B^{(t)} < \sum_{r=t+1}^{t+[T/2]} a^{(r)} \mathbf{1}\{a^{(r)} < a_2\}, \pi \text{ accepts } a^{(t)} \mid a^{(t)} = a_2 \right) \\
&\geq \mathbb{P} \left(2B^{(t)} < \sum_{r=t+1}^{t+[T/2]} a^{(r)} \mathbf{1}\{a^{(r)} < a_2\}, B^{(t)} \leq c_2 \sqrt{t}, \pi \text{ accepts } a^{(t)} \mid a^{(t)} = a_2 \right) \\
&\geq \mathbb{P} \left(2c_2 \sqrt{t} < \sum_{r=t+1}^{t+[T/2]} a^{(r)} \mathbf{1}\{a^{(r)} < a_2\}, B^{(t)} \leq c_2 \sqrt{t}, \pi \text{ accepts } a^{(t)} \mid a^{(t)} = a_2 \right) \\
&= \mathbb{P} \left(2c_2 \sqrt{t} < \sum_{r=t+1}^{t+[T/2]} a^{(r)} \mathbf{1}\{a^{(r)} < a_2\} \right) \mathbb{P} \left(B^{(t)} \leq c_2 \sqrt{t}, \pi \text{ accepts } a^{(t)} \mid a^{(t)} = a_2 \right) \\
&\geq \mathbb{P} \left(\sum_{r=t+1}^{t+[T/2]} \left(a^{(r)} \mathbf{1}\{a^{(r)} < a_2\} + a_2/\sqrt{T} \right) > 3c_2 \sqrt{t} \right) \mathbb{P} \left(B^{(t)} \leq c_2 \sqrt{t}, \pi \text{ accepts } a^{(t)} \mid a^{(t)} = a_2 \right) \\
&= \left(\Omega(1) - O(1/\sqrt{T}) \right) \mathbb{P} \left(B^{(t)} \leq c_2 \sqrt{t}, \pi \text{ accepts } a^{(t)} \mid a^{(t)} = a_2 \right).
\end{aligned} \tag{26}$$

Note that in the last equality we have applied the Berry-Esseen theorem to give a lower bound for deviation of sum of i.i.d. random variables. In $\Omega(\cdot)$ and $O(\cdot)$ we are hiding absolute constants.

$$\begin{aligned}
PWR_2^{(t)} &\geq \mathbb{P} \left(B^{(t)} - a_2 \geq \max_{s \in [t+1, T]} \sum_{r=t+1}^s a^{(r)}, \pi \text{ rejects } a^{(t)} \mid a^{(t)} = a_2 \right) \\
&\geq \mathbb{P} \left(B^{(t)} - a_2 \geq \max_{s \in [t+1, T]} \sum_{r=t+1}^s a^{(r)}, B^{(t)} \geq a_2 + c_1 \sqrt{t}, \pi \text{ rejects } a^{(t)} \mid a^{(t)} = a_2 \right) \\
&\geq \mathbb{P} \left(c_1 \sqrt{t} \geq \max_{s \in [t+1, T]} \sum_{r=t+1}^s a^{(r)}, B^{(t)} \geq a_2 + c_1 \sqrt{t}, \pi \text{ rejects } a^{(t)} \mid a^{(t)} = a_2 \right) \\
&= \mathbb{P} \left(c_1 \sqrt{t} \geq \max_{s \in [t+1, T]} \sum_{r=t+1}^s a^{(r)} \right) \mathbb{P} \left(B^{(t)} \geq c_1 \sqrt{t}, \pi \text{ rejects } a^{(t)} \mid a^{(t)} = a_2 \right) \\
&\geq \mathbb{P} \left(c_1 \sqrt{T-t}/2 \geq \max_{s \in [t+1, T]} \sum_{r=t+1}^s a^{(r)} \right) \mathbb{P} \left(B^{(t)} \geq c_1 \sqrt{t}, \pi \text{ rejects } a^{(t)} \mid a^{(t)} = a_2 \right) \\
&= \left(\Omega(1) - O(1/\sqrt{T-t}) \right) \mathbb{P} \left(B^{(t)} \geq c_1 \sqrt{t}, \pi \text{ rejects } a^{(t)} \mid a^{(t)} = a_2 \right).
\end{aligned} \tag{27}$$

Note that in the last equality we have applied Lemma 6. In $\Omega(\cdot)$ and $O(\cdot)$ we are hiding absolute constants.

Combining (26) and (27) we have for $t \in [T/4, T/2)$:

$$\begin{aligned}
&PWA_2^{(t)} + PWR_2^{(t)} \\
&\geq \left(\Omega(1) - O(1/\sqrt{T}) \right) \mathbb{P} \left(B^{(t)} \leq c_2 \sqrt{t}, \pi \text{ accepts } a^{(t)} \mid a^{(t)} = a_2 \right) \\
&\quad + \left(\Omega(1) - O(1/\sqrt{T-t}) \right) \mathbb{P} \left(B^{(t)} \geq a_2 + c_1 \sqrt{t}, \pi \text{ rejects } a^{(t)} \mid a^{(t)} = a_2 \right) \\
&= \left(\Omega(1) - O(1/\sqrt{T}) \right) \left(\mathbb{P} \left(B^{(t)} \leq c_2 \sqrt{t}, \pi \text{ accepts } a^{(t)} \mid a^{(t)} = a_2 \right) + \right. \\
&\quad \left. + \mathbb{P} \left(B^{(t)} \geq a_2 + c_1 \sqrt{t}, \pi \text{ rejects } a^{(t)} \mid a^{(t)} = a_2 \right) \right) \\
&= \left(\Omega(1) - O(1/\sqrt{T}) \right) \left(\mathbb{P} \left(\pi \text{ accepts } a^{(t)} \mid a^{(t)} = a_2 \right) - \mathbb{P} \left(B^{(t)} > c_2 \sqrt{t}, \pi \text{ accepts } a^{(t)} \mid a^{(t)} = a_2 \right) \right. \\
&\quad \left. + \mathbb{P} \left(\pi \text{ rejects } a^{(t)} \mid a^{(t)} = a_2 \right) - \mathbb{P} \left(B^{(t)} < a_2 + c_1 \sqrt{t}, \pi \text{ rejects } a^{(t)} \mid a^{(t)} = a_2 \right) \right) \\
&\geq \left(\Omega(1) - O(1/\sqrt{T}) \right) \left(1 - \mathbb{P} \left(B^{(t)} > c_2 \sqrt{t} \mid a^{(t)} = a_2 \right) - \mathbb{P} \left(B^{(t)} < a_2 + c_1 \sqrt{t} \mid a^{(t)} = a_2 \right) \right)
\end{aligned}$$

$$\begin{aligned}
&= \left(\Omega(1) - O(1/\sqrt{T}) \right) \mathbb{P} \left(a_2 + c_1 \sqrt{t} \leq B^{(t)} \leq c_2 \sqrt{t} \mid a^{(t)} = a_2 \right) \\
&= \left(\Omega(1) - O(1/\sqrt{T}) \right) \mathbb{P} \left(a_2 + c_1 \sqrt{t} \leq B^{(t)} \leq c_2 \sqrt{t} \right) \\
&= \left(\Omega(1) - O(1/\sqrt{T}) \right) \left(\Omega(1) - O(1/\sqrt{t}) \right) \\
&= \Omega(1) - O(1/\sqrt{T}).
\end{aligned}$$

In $\Omega(\cdot)$ and $O(\cdot)$ we are hiding absolute constants.

Now it's time to wrap up. The total expected loss incurred by wrongly accepting or rejecting arrivals of type a_2 is at least

$$\begin{aligned}
&\sum_{\frac{T}{4} \leq t < T/2} p_2 \left(PWA_2^{(t)} + PWR_2^{(t)} \right) \\
&= \Omega(T) \cdot \frac{1}{\sqrt{T}} \cdot \left(\Omega(1) - O(1/\sqrt{T}) \right) \\
&= \Omega(\sqrt{T}).
\end{aligned}$$

In $\Omega(\cdot)$ and $O(\cdot)$ we are hiding absolute constants.

B.3. Proof of Proposition 2

Consider the example $(a_{-1}, a_1) = (-1, 1)$ and $(p_{-1}, p_1) = (-1, 1)$, which is a simple random walk. In this case, solving **(DLP)** directly leads to $x_{\text{DLP}}^{(T)} = (T/2, T/2)$ and $f(\text{DLP}) = T$. Solving **(HO_{any})** leads to:

$$\begin{aligned}
x_{\text{HO}_{\text{fix}}}^{(T)}(-1|\mathcal{W}^{(T)}) &= \Lambda^{[1, T]}(-1|\mathcal{W}^{(T)}), \\
x_{\text{HO}_{\text{fix}}}^{(T)}(1|\mathcal{W}^{(T)}) &= \min\{\Lambda^{[1, T]}(-1|\mathcal{W}^{(T)}), \\
&\quad \Lambda^{[1, T]}(1|\mathcal{W}^{(T)})\} = T - \max\{\Lambda^{[1, T]}(1|\mathcal{W}^{(T)}) - \Lambda^{[1, T]}(-1|\mathcal{W}^{(T)}), 0\}.
\end{aligned}$$

Note that the quantity $|\Lambda^{[1, T]}(-1|\mathcal{W}^{(T)}) - \Lambda^{[1, T]}(1|\mathcal{W}^{(T)})|$ is the distance from zero at time T of a simple random walk, which is well-known as $\Omega(\sqrt{T})$ (Durrett 2019).

Furthermore, in the context of a simple random walk, the first constraint in **(HO_{any})** can be interpreted as follows: a walker starts at point 0 and, from time 1 to T , receives steps from the set $\{-1, +1\}$, deciding whether to accept each step. The walker cannot move right of 0, with the objective being to maximize the number of accepted steps. A greedy policy — where the walker rejects a step if and only if it is currently at zero and the step is $+1$ — simplifies the process to a simple random walk with a wall at zero. This is sometimes called The next lemma simplifies the difference $f(\text{HO}_{\text{fix}}|\mathcal{W}^{(T)}) - f(\text{HO}_{\text{any}}|\mathcal{W}^{(T)})$ to a property of the reflected simple random walks. We then show that $f(\text{HO}_{\text{fix}}|\mathcal{W}^{(T)}) - f(\text{HO}_{\text{any}}|\mathcal{W}^{(T)})$ has the same distribution with the distance of the walker from zero at time T .

LEMMA 3. *Denote $D_r(T)$ as the distance of the walker from zero at time T and $S_r(T)$ as the total length of time of the walker stopping at zero by time T , respectively in the random walk described above. Then we have*

- (a) $S_r(T) - D_r(T) = \Lambda^{[1, T]}(1|\mathcal{W}^{(T)}) - \Lambda^{[1, T]}(-1|\mathcal{W}^{(T)})$;
- (b) $f(\text{HO}_{\text{fix}}|\mathcal{W}^{(T)}) - f(\text{HO}_{\text{any}}|\mathcal{W}^{(T)}) = \min\{D_r(T), S_r(T)\}$.

By Lemma 3, it follows that

$$f(\text{HO}_{\text{fix}}|\mathcal{W}^{(T)}) - f(\text{HO}_{\text{any}}|\mathcal{W}^{(T)}) = D_r(T) - \max\{\Lambda^{[1, T]}(-1|\mathcal{W}^{(T)}) - \Lambda^{[1, T]}(1|\mathcal{W}^{(T)}), 0\}.$$

Therefore, it is enough to show that $\mathbb{E} [D_r(T) - \max\{\Lambda^{[1,T]}(-1|\mathcal{W}^{(T)}) - \Lambda^{[1,T]}(1|\mathcal{W}^{(T)}), 0\}] = \Omega(\sqrt{T})$.

Note that $D_r(t+1) = \max\{D_r(t) - a^{(t+1)}, 0\} = \max\{D_r(t) + \Lambda^{[t+1,t+1]}(-1|\mathcal{W}^{(T)}) - \Lambda^{[t+1,t+1]}(1|\mathcal{W}^{(T)}), 0\}$ by definition. It follows that $\{D_r(t)\}_{t=0}^\infty$ is a Lindley process. By Proposition 6.3 in [Asmussen et al. \(2003\)](#), we have

$$D_r(t+1) = \max\{\Lambda^{[t+1,t+1]}(-1|\mathcal{W}^{(T)}) - \Lambda^{[t+1,t+1]}(1|\mathcal{W}^{(T)}), \Lambda^{[t,t+1]}(-1|\mathcal{W}^{(T)}) - \Lambda^{[t,t+1]}(1|\mathcal{W}^{(T)}), \dots, \Lambda^{[1,t+1]}(-1|\mathcal{W}^{(T)}) - \Lambda^{[1,t+1]}(1|\mathcal{W}^{(T)}), 0\}.$$

Therefore, we only need to prove that

$$\mathbb{E} \left[\max_{t \in [T]} \{\Lambda^{[t,T]}(-1|\mathcal{W}^{(T)}) - \Lambda^{[t,T]}(1|\mathcal{W}^{(T)}), 0\} \right] - \mathbb{E} \left[\max\{\Lambda^{[1,T]}(-1|\mathcal{W}^{(T)}) - \Lambda^{[1,T]}(1|\mathcal{W}^{(T)}), 0\} \right] = \Omega(\sqrt{T}).$$

By the reflection principle of simple random walk ([Durrett 2019](#)), we have

$$\begin{aligned} & \mathbb{P} \left(\max_{t \in [T]} \{\Lambda^{[t,T]}(-1|\mathcal{W}^{(T)}) - \Lambda^{[t,T]}(1|\mathcal{W}^{(T)}), 0\} \geq a \right) \\ &= 2\mathbb{P} \left(\max\{\Lambda^{[1,T]}(-1|\mathcal{W}^{(T)}) - \Lambda^{[1,T]}(1|\mathcal{W}^{(T)}), 0\} \geq a \right), \quad \forall a > 0. \end{aligned}$$

Hence, it follows that

$$\begin{aligned} \mathbb{E} \left[\max_{t \in [T]} \{\Lambda^{[t,T]}(-1|\mathcal{W}^{(T)}) - \Lambda^{[t,T]}(1|\mathcal{W}^{(T)}), 0\} \right] &\stackrel{(*)}{=} \sum_{a=1}^{\infty} \mathbb{P} \left(\max_{t \in [T]} \{\Lambda^{[t,T]}(-1|\mathcal{W}^{(T)}) - \Lambda^{[t,T]}(1|\mathcal{W}^{(T)}), 0\} \geq a \right) \\ &= \sum_{a=1}^{\infty} 2\mathbb{P} \left(\max\{\Lambda^{[1,T]}(-1|\mathcal{W}^{(T)}) - \Lambda^{[1,T]}(1|\mathcal{W}^{(T)}), 0\} \geq a \right) \\ &= 2\mathbb{E} \left[\max_{t \in [T]} \{\Lambda^{[t,T]}(-1|\mathcal{W}^{(T)}) - \Lambda^{[t,T]}(1|\mathcal{W}^{(T)}), 0\} \right], \end{aligned}$$

where $(*)$ uses the equation

$$\mathbb{E} [A] = \sum_{a=0}^{\infty} a\mathbb{P}(A = a) = \sum_{a'=1}^{\infty} \mathbb{P}(A \geq a').$$

As a result, we get

$$\begin{aligned} & \mathbb{E} \left[\max_{t \in [T]} \{\Lambda^{[t,T]}(-1|\mathcal{W}^{(T)}) - \Lambda^{[t,T]}(1|\mathcal{W}^{(T)}), 0\} \right] - \mathbb{E} \left[\max\{\Lambda^{[1,T]}(-1|\mathcal{W}^{(T)}) - \Lambda^{[1,T]}(1|\mathcal{W}^{(T)}), 0\} \right] \\ &= \mathbb{E} \left[\max\{\Lambda^{[1,T]}(-1|\mathcal{W}^{(T)}) - \Lambda^{[1,T]}(1|\mathcal{W}^{(T)}), 0\} \right] \\ &= \Omega(\sqrt{T}), \end{aligned}$$

where the last equation is derived by the Central Limit Theorem ([Durrett 2019](#)).

B.4. Proof of Proposition 3

We begin by giving a lemma that characterizes the large deviation of i.i.d. random variables (i.e. probability of deviation of order t from partial sum of t i.i.d. random variables).

LEMMA 4 (Large deviation I). *Assume $\xi_1, \dots, \xi_t, \dots$ are i.i.d. random variables on $[-1, 1]$ with zero mean (i.e. $\mathbb{E}[\xi_1] = 0$). Then for any $\epsilon > 0, B \geq 0$, we have*

$$\mathbb{P} \left(\exists t \geq 1 \text{ s.t. } \sum_{s=1}^t \xi_s \geq B + \epsilon t \right) \leq \exp(-2B\epsilon), \quad \mathbb{P} \left(\exists t \geq 1 \text{ s.t. } \sum_{s=1}^t \xi_s \leq -B - \epsilon t \right) \leq \exp(-2B\epsilon). \quad (28)$$

Instance (i): $a = [-1/2, 1/2, 1], p = [0.6, 0.2, 0.2]$. Solving **DLP** yields $x^* = [1, 1, 1]$. Then the four policies all degenerate to the greedy policy, i.e. accept all arrivals whenever the budget is available. Following the proof of Theorem 3, we define $\mathbf{MIX}^{(t)}$ as the policy that applying greedy policy in time $[1, t]$ and applying offline optimal policy $\mathbf{HO}_{\text{any}}^{([t+1, T])}$ to the remaining time periods. Specially, define $\mathbf{MIX}^{(0)} = \mathbf{HO}_{\text{any}}^{([1, T])}$ as the policy that applying hindsight optimal throughout the process and $\mathbf{MIX}^{(T)} = \text{Greedy}^{[1, T]}$ as the policy that applying the greedy policy throughout the process. We restate (14):

$$f(\mathbf{HO}_{\text{any}}) - f(\mathbf{FR}) = \mathbb{E} \left[\sum_{t=1}^T \left[f(\mathbf{MIX}^{(t-1)} | \mathcal{W}^{(T)}) - f(\mathbf{MIX}^{(t)} | \mathcal{W}^{(T)}) \right] \right]. \quad (29)$$

It directly follows from the definition of f that

$$\begin{aligned} & f(\mathbf{MIX}^{(t-1)} | \mathcal{W}^{(T)}) - f(\mathbf{MIX}^{(t)} | \mathcal{W}^{(T)}) \\ &= \mathbb{1}\{\mathbf{MIX}^{(t)} \text{ wrongly accepts } a^{(t)}\} + \mathbb{1}\{\mathbf{MIX}^{(t)} \text{ wrongly rejects } a^{(t)}\}. \end{aligned}$$

Therefore, we have

$$\begin{aligned} & \mathbb{E} \left[f(\mathbf{MIX}^{(t-1)} | \mathcal{W}^{(T)}) - f(\mathbf{MIX}^{(t)} | \mathcal{W}^{(T)}) \right] \\ & \geq p_2 \cdot \mathbb{P}(\mathbf{MIX}^{(t)} \text{ wrongly accepts } a^{(t)} | a^{(t)} = a_2) \\ & = 0.2 \cdot \underbrace{\mathbb{P}(\mathbf{MIX}^{(t)} \text{ wrongly accepts } a^{(t)} | a^{(t)} = 1)}_{:= PWR^{(t)}}. \end{aligned}$$

In order to give lower bound to the Now we construct a coupling random process $\{\tilde{B}^{(t)}\}_{t=0}^T$ such that $\tilde{B}^{(0)} = 1/2$ and $\tilde{B}^{(t+1)} = \max\{\tilde{B}^{(t)} - a^{(t)}, 1/2\}$. By induction it is easy to verify that $\tilde{B}^{(t)} \geq B^{(t)}, \forall t \geq 0$. By induction, we know

$$\tilde{B}^{(t)} = \max \left\{ 1/2 - a^{(t-1)}, 1/2 - \sum_{s=t-2}^{t-1} a^{(s)}, \dots, 1/2 - \sum_{s=1}^{t-1} a^{(s)}, 1/2 \right\}.$$

For $t \geq 2$, applying Lemma 6 yields a probability of $\Omega(1/\sqrt{t})$ such that $\tilde{B}^{(t)} \leq 1$. Thus means with probability $\Omega(1/\sqrt{t})$, we have $B^{(t)} \leq 1$. Note that

$$\begin{aligned} & \mathbb{P}(B^{(t)} = 1) + \mathbb{P}(B^{(t-1)} = 1) \\ & \geq \mathbb{P}(B^{(t-2)} = 0, a^{(t-2)} = -1/2, a^{(t-1)} = -1/2) + \mathbb{P}(B^{(t-2)} = 1, a^{(t-2)} = -1/2, a^{(t-1)} = 1/2) \\ & \quad + \mathbb{P}(B^{(t-2)} = 1/2, a^{(t-2)} = -1/2) \\ & \geq 0.2^2 (\mathbb{P}(B^{(t-2)} = 0) + \mathbb{P}(B^{(t-2)} = 1/2) + \mathbb{P}(B^{(t-2)} = 1)) \\ & = \Omega(1/\sqrt{t}). \end{aligned}$$

Conditioned on $B^{(t)} = 1, [a^{(t)}, a^{(t+1)}, a^{(t+2)}] = [1, 1/2, 1/2]$ happens with probability 0.2^3 . When this happens, accepting $a^{(t)}$ generates a wrong acceptance of $a^{(t)} = 1$ because it follows a rejection of two arrivals of cost $1/2$. We then have $PWR^{(t)} = \Omega(\mathbb{P}(B^{(t)} = 1))$. Combining this with (29) yields

$$f_{\mathcal{D}}^T(\mathbf{HO}_{\text{any}}) - f_{\mathcal{D}}^T(\mathbf{FR}) = \sum_{t=1}^T \Omega(1/\sqrt{t}) = \Omega(\sqrt{T}).$$

Instance (ii): $a = [-1, 1, 2], p = [0.5, 0.4, 0.1]$. Solving **DLP** yields $x^* = [1, 1, 1/2]$. Then **Bayes** degenerates to the greedy policy, i.e. accept all arrivals when the budget is available. We construct the same sequence $\{\tilde{B}^{(t)}\}_{t=0}^T$ as in instance (i). In this case, since $a \cdot p' > 0$, applying Lemma 4 with $B = 1$ and $\epsilon = \mathbb{E}[a^{(t)}]$ leads to $\mathbb{P}(\tilde{B}^{(t-2)} \leq 1) \geq c$ for some constant c independent of t . Following a similar argument in instance (i), we have $\mathbb{P}(B^{(t)} = 1) + \mathbb{P}(B^{(t-1)} = 1) = \Omega(1)$ and $PWR^{(t)} = \Omega(\mathbb{P}(B^{(t)} = 1))$. Combining this result with (29) yields

$$f_D^T(\mathbf{HO}_{\text{any}}) - f_D^T(\mathbf{Bayes}) = \Omega(T).$$

B.5. Proof of Theorem 3

We begin by giving two additional lemmas that help us to build up the proof. The first is about the large deviation of i.i.d. random variables (i.e. probability of deviation of order t from partial sum of t i.i.d. random variables).

LEMMA 5 (Large deviation II). *Assume $\xi_1, \dots, \xi_t, \dots$ are i.i.d. random variables on $[-1, 1]$ with zero mean (i.e. $\mathbb{E}[\xi_1] = 0$). Then for any $t \geq 1$ and $\epsilon > 0$, we have*

$$\mathbb{P}\left(\exists 1 \leq s \leq t \text{ s.t. } \sum_{r=1}^s \xi_r \geq \epsilon t\right) \leq \exp\left(-\frac{\epsilon^2 t}{2}\right), \quad \mathbb{P}\left(\exists 1 \leq s \leq t \text{ s.t. } \sum_{r=1}^s \xi_r \leq -\epsilon t\right) \leq \exp\left(-\frac{\epsilon^2 t}{2}\right). \quad (30)$$

We then introduce the following theorem proved in Nagaev (1970) concerning moderate deviation of i.i.d. random variables, which gives an efficient bound to the maximum of partial sum of zero-mean i.i.d. random variables.

THEOREM 4. *Assume ξ_1, \dots, ξ_t are i.i.d. mean zero random variables with $\rho^3 = \mathbb{E}[|\xi_s|^3] < \infty$, $\sigma^2 = \mathbb{E}[\xi_s^2] < \infty$. Then there exists an absolute constant K such that*

$$\sup_{0 \leq x < \infty} \left| \mathbb{P}\left(\max_{1 \leq s \leq t} \sum_{r=1}^s \xi_r \leq \sigma x \sqrt{t}\right) - \left(\frac{2}{\pi}\right)^{1/2} \int_0^x e^{-u^2/2} du \right| < \frac{K\rho^6}{\sigma^6 \sqrt{t}}.$$

For $x \geq 0$, define

$$\bar{\Phi}(x) = \left(\frac{2}{\pi}\right)^{1/2} \int_0^x e^{-u^2/2} du, \quad \bar{\Phi}^c(x) = 1 - \bar{\Phi}(x) = \left(\frac{2}{\pi}\right)^{1/2} \int_x^{+\infty} e^{-u^2/2} du.$$

By setting $x = B/(\sigma\sqrt{t})$ in Theorem 4, we get

$$\begin{aligned} \frac{K\rho^6}{\sigma^6 \sqrt{t}} &> \left| \mathbb{P}\left(\max_{1 \leq s \leq t} \sum_{r=1}^s \xi_r \leq B\right) - \left(\frac{2}{\pi}\right)^{1/2} \int_0^{B/(\sigma\sqrt{t})} e^{-u^2/2} du \right| \\ &\geq \mathbb{P}\left(\max_{1 \leq s \leq t} \sum_{r=1}^s \xi_r \leq B\right) - \bar{\Phi}\left(\frac{B}{\sigma\sqrt{t}}\right) \\ &\geq \mathbb{P}\left(\max_{1 \leq s \leq t} \sum_{r=1}^s \xi_r \leq B\right) - \left(\frac{2}{\pi}\right)^{1/2} B/(\sigma\sqrt{t}). \end{aligned}$$

Meanwhile,

$$\begin{aligned} \frac{K\rho^6}{\sigma^6 \sqrt{t}} &> \left| \mathbb{P}\left(\max_{1 \leq s \leq t} \sum_{r=1}^s \xi_r \leq B\right) - \left(\frac{2}{\pi}\right)^{1/2} \int_0^{B/(\sigma\sqrt{t})} e^{-u^2/2} du \right| \\ &= \left| \left(\frac{2}{\pi}\right)^{1/2} \int_{B/(\sigma\sqrt{t})}^{+\infty} e^{-u^2/2} du - \mathbb{P}\left(\max_{1 \leq s \leq t} \sum_{r=1}^s \xi_r > B\right) \right| \\ &\geq \bar{\Phi}^c\left(\frac{B}{\sigma\sqrt{t}}\right) - \mathbb{P}\left(\max_{1 \leq s \leq t} \sum_{r=1}^s \xi_r \leq B\right). \end{aligned}$$

It immediately leads to the following lemma.

LEMMA 6. Assume ξ_1, \dots, ξ_t are i.i.d. random variables on $[-1, 1]$ with zero mean (i.e. $\mathbb{E}[\xi_1] = 0$). Let $\rho^3 = \mathbb{E}[|\xi_s|^3] < \infty$, $\sigma^2 = \mathbb{E}[\xi_s^2] < \infty$, $\kappa := \rho^6/\sigma^6$. Then for any $B > 0$, it holds that

$$\begin{aligned} \mathbb{P}\left(\max_{1 \leq s \leq t} \sum_{r=1}^s \xi_r \leq B\right) &= O\left(\frac{B}{\sigma\sqrt{t}} + \frac{\kappa}{\sqrt{t}}\right), \\ \mathbb{P}\left(\max_{1 \leq s \leq t} \sum_{r=1}^s \xi_r \leq B\right) &= \Omega\left(\bar{\Phi}\left(\frac{B}{\sigma\sqrt{t}}\right) - \frac{\kappa}{\sqrt{t}}\right), \quad \mathbb{P}\left(\max_{1 \leq s \leq t} \sum_{r=1}^s \xi_r > B\right) = \Omega\left(\bar{\Phi}^c\left(\frac{B}{\sigma\sqrt{t}}\right) - \frac{\kappa}{\sqrt{t}}\right), \end{aligned}$$

where in $O(\cdot)$ and $\Omega(\cdot)$ we are hiding absolute constants.

Let's additionally define

$$T_0 = \left\lfloor T - \frac{1 + 16 \ln T}{a_i^2 p_i^2} \right\rfloor \vee \left\lfloor T - 4 \frac{1 + C_{mid} \ln T}{a_i p_i} \right\rfloor.$$

Case I: $i \leq i_0$. In this case, the arrival is of low-cost type ($\sum_{j=-m}^i a_j p_j < 0$).

(i). Let's first bound $PWA_i^{(t)}$. We note that when $i = 1$, following the proof of Theorem 2, we know that always accepting the lowest cost does no harm. We only consider the case when $i > 1$. Note that $a^{(r)} \mathbb{1}\{a^{(r)} < a_i\}$, $r = t+1, \dots, T$ are i.i.d. random variables with expectation

$$\sum_{j=-m}^{i-1} a_j p_j \triangleq \Delta_{i-1} < 0.$$

Then $a^{(r)} \mathbb{1}\{a^{(r)} < a_i\} - \Delta_{i-1}$ are zero-mean i.i.d. random variables in $[-1, 1]$. We can bound $PWA_i^{(t)}$ by

$$\begin{aligned} &\mathbb{P}\left(B^{(t)} - a_i < \max_{s \in [t+1, T]} \sum_{r=t+1}^s a^{(r)} \mathbb{1}\{a^{(r)} < a_i\}, B^{(t)} \geq C_{low} \ln(T-t+1)\right) \\ &\leq \mathbb{P}\left(C_{low} \ln(T-t+1) - a_i < \max_{s \in [t+1, T]} \sum_{r=t+1}^s a^{(r)} \mathbb{1}\{a^{(r)} < a_i\}\right) \\ &= \mathbb{P}\left(\exists s \in [t+1, T]: \sum_{r=t+1}^s (a^{(r)} \mathbb{1}\{a^{(r)} < a_i\} - \Delta_{i-1}) > C_{low} \ln(T-t+1) - a_i - \Delta_{i-1} \cdot (s-t)\right) \\ &\leq \exp(2(C_{low} \ln(T-t+1) - a_i) \Delta_{i-1}) \\ &\leq e^2 (T-t+1)^{2C\Delta_{i-1}} \end{aligned} \tag{31}$$

where in the last inequality we use Lemma 4. When $C_{low} \geq -\frac{1}{\Delta_{i_0-1}}$, we know that

$$e^2 (T-t+1)^{2C\Delta_{i-1}} \leq e^2 (T-t+1)^{-2\frac{\Delta_{i-1}}{\Delta_{i_0-1}}} = O((T-t+1)^{-2}),$$

where in $O(\cdot)$ we are hiding an absolute constant.

(ii). Let's first bound $PWR_i^{(t)}$. It suffices to bound $\mathbb{P}(B^{(t)} < C_{low} \ln(T-t+1))$. We cover the event by two parts: (a) $B^{(s)} < C_{mid} \ln(T-s+1)$ for $s = 1, \dots, t$; (b) there exists $1 \leq s \leq t$ such that $B^{(s)} \geq C_{mid} \ln(T-s+1)$, and at any time $s' \in (s, t]$, the budget is always below $C_{mid} \ln(T-s')$. Then

$$\begin{aligned} &\mathbb{P}(B^{(t)} < C_{low} \ln(T-t+1)) \\ &= \mathbb{P}(B^{(t)} < C_{low} \ln(T-t+1), \text{ (a) happens}) + \mathbb{P}(B^{(t)} < C_{low} \ln(T-t+1), \text{ (b) happens}). \end{aligned}$$

Consider the situation when event (a) holds. It follows that only type $j \leq i_0$ will be accepted throughout time 1 to t . Therefore, we have

$$C_{low} \ln(T-t+1) > B^{(t)} = B^{(1)} - \sum_{s=1}^t a^{(s)} \mathbb{1}\{\text{accept } a^{(s)}\} \geq - \sum_{s=1}^t a^{(s)} \mathbb{1}\{a^{(s)} \leq a_{i_0}\}.$$

Using the fact that $a^{(s)}\mathbb{1}\{a^{(s)} \leq a_{i_0}\}$ ($s = 1, \dots, t$) are i.i.d. random variables in $[-1, 1]$ with expectation Δ_{i_0} , we get

$$\begin{aligned}
& \mathbb{P}(B^{(t)} < C_{low} \ln(T-t+1), \text{ (a) happens}) \\
& \leq \mathbb{P}\left(C_{low} \ln(T-t+1) \geq -\sum_{s=1}^t a^{(s)}\mathbb{1}\{a^{(s)} \leq a_{i_0}\}\right) \\
& \leq \mathbb{P}\left(\sum_{s=1}^t (a^{(s)}\mathbb{1}\{a^{(s)} \leq a_{i_0}\} - \Delta_{i_0}) \geq -\Delta_{i_0}t - C_{low} \ln(T-t+1)\right) \\
& \leq \exp\left(-\frac{(-\Delta_{i_0}t - C_{low} \ln T)_+^2}{2t}\right).
\end{aligned} \tag{32}$$

The last inequality holds by the Hoeffding's inequality.

Consider the situation when event (b) holds, without loss of generality, let $s < t$ be the largest time such that $B^{(s)} \geq C_{mid} \ln(T-t+1)$. Then $B^{(r)} < C_{mid} \ln(T-r+1)$ and for $s < r \leq t$. It is not difficult to observe that $B^{(s+1)} \geq C_{mid} \ln(T-s) - a_{i_0+1} \geq C_{mid} \ln(T-t+1) - a_{i_0+1}$. Thus,

$$(C_{mid} - C_{low}) \ln(T-t+1) - a_{i_0+1} \leq B^{(s+1)} - B^{(t)} \leq \sum_{r=s+1}^t a^{(r)}\mathbb{1}\{\text{accept } a^{(r)}\} \leq \sum_{r=s+1}^t a^{(r)}\mathbb{1}\{a^{(r)} \leq a_{i_0}\}.$$

Therefore,

$$\begin{aligned}
& \mathbb{P}(B^{(t)} < C_{low} \ln(T-t+1), \text{ (b) happens}) \\
& \leq \mathbb{P}\left(\exists s \in [1, t) : \sum_{r=s+1}^t a^{(r)}\mathbb{1}\{a^{(r)} \leq a_{i_0}\} \geq (C_{mid} - C) \ln(T-t+1) - a_{i_0+1}\right) \\
& \leq \mathbb{P}\left(\exists s : \sum_{r=1}^s a^{(t+1-r)}\mathbb{1}\{a^{(t+1-r)} \leq a_{i_0}\} \geq (C_{mid} - C) \ln(T-t+1) - a_{i_0+1}\right) \\
& \leq \mathbb{P}\left(\exists s : \sum_{r=1}^s (a^{(t+1-r)}\mathbb{1}\{a^{(t+1-r)} \leq a_{i_0}\} - \Delta_{i_0}) \geq (C_{mid} - C) \ln(T-t+1) - a_{i_0+1} - \Delta_{i_0}s\right) \\
& \leq \exp(2((C_{mid} - C) \ln(T-t+1) - 1) \Delta_{i_0}) \\
& \leq e^2(T-t+1)^{2(C_{mid}-C)\Delta_{i_0}}
\end{aligned} \tag{33}$$

where in the last inequality we use Lemma 4. When $C_{mid} \geq C_{low} - \frac{1}{\Delta_{i_0}}$, we know that

$$e^2(T-t+1)^{2(C_{mid}-C)\Delta_{i_0}} \leq e^2(T-t+1)^{-2\frac{\Delta_{i_0}}{\Delta_{i_0}}} = O((T-t+1)^{-2}),$$

where in $O(\cdot)$ we are hiding an absolute constant.

Combining Lemma 2, (31), (32), (33) and letting

$$t_0 = \left\lfloor \frac{4C_{low} \ln T}{-\Delta_{i_0}} \right\rfloor,$$

the total loss incurred by wrongly accepting or rejecting the low-cost type of arrivals can be bounded by

$$\begin{aligned}
& \sum_{t=1}^T \sum_{i=1}^{i_0-1} p_i(T-t) \cdot PWA_i^{(t)} + \sum_{t=1}^T \sum_{i=1}^{i_0-1} p_i \cdot PWR_i^{(t)} \\
& \leq \sum_{t=1}^T (T-t) \cdot O((T-t+1)^{-2}) + t_0 + \sum_{t=t_0+1}^T \left(\exp\left(-\frac{(-\Delta_{i_0}t - C_{low} \ln T)_+^2}{2t}\right) + O((T-t+1)^{-2}) \right) \\
& \leq O(\ln T) + O\left(\frac{\ln T}{\Delta_{i_0} \Delta_{i_0-1}}\right) + \sum_{t=t_0+1}^{+\infty} \exp\left(-\frac{\Delta_{i_0}^2 t}{8}\right) + O(1) \\
& \leq O\left(\frac{\ln T}{\Delta_{i_0} \Delta_{i_0-1}} + \frac{1}{\Delta_{i_0}^2}\right).
\end{aligned} \tag{34}$$

Note that in $O(\cdot)$ we are hiding absolute constant terms.

Case II: $i = i_0 + 1$. In this case, the arrival is of low-cost “boundary” type ($\Delta_{i_0} < 0$ while $\Delta_{i_0+1} \geq 0$).

(i). Let's first bound $PWA_i^{(t)}$.

$$\begin{aligned}
& \mathbb{P} \left(B^{(t)} - a_{i_0+1} < \max_{s \in [t+1, T]} \sum_{r=t+1}^s a^{(r)} \mathbf{1}\{a^{(r)} < a_{i_0+1}\}, B^{(t)} \geq C_{mid} \ln(T-t+1) \right) \\
& \leq \mathbb{P} \left(\max_{s \in [t+1, T]} \sum_{r=t+1}^s a^{(r)} \mathbf{1}\{a^{(r)} < a_{i_0+1}\} > C_{mid} \ln(T-t+1) - a_{i_0+1} \right) \\
& = \mathbb{P} \left(\exists s \in (t, T] : \sum_{r=t+1}^s (a^{(r)} \mathbf{1}\{a^{(r)} < a_{i_0+1}\} - \Delta_{i_0}) > C_{low} \ln(T-t+1) - a_{i_0+1} - \Delta_{i_0} \cdot (s-t) \right) \\
& \leq \exp(2(C_{mid} \ln(T-t+1) - 1)\Delta_{i_0}) \\
& \leq e^2(T-t+1)^{2C_{mid}\Delta_{i_0}},
\end{aligned} \tag{35}$$

where in the last inequality we use Lemma 4. When $C_{mid} \geq C_{low} - \frac{1}{\Delta_{i_0}} \geq -\frac{1}{\Delta_{i_0}}$, we know that

$$e^2(T-t+1)^{2C_{mid}\Delta_{i_0}} \leq e^2(T-t+1)^{-2\frac{\Delta_{i_0}}{\Delta_{i_0}}} = O((T-t+1)^{-2}),$$

where in $O(\cdot)$ we are hiding an absolute constant.

(ii). Let's then bound $PWR_i^{(t)}$, which is a more complicated case. By Lemma 2 we know that $PWR_i^{(t)}$ can be bounded as follows:

$$\begin{aligned}
& \mathbb{P} \left(B^{(t)} - a_i \geq \max_{s \in [t+1, T]} \sum_{r=t+1}^s a^{(r)} \mathbf{1}\{a^{(r)} \leq a_i\}, B^{(t)} < C_{mid} \ln(T-t+1) \right) \\
& \leq \mathbb{P} \left(C_{mid} \ln(T-t+1) - a_i \geq \max_{s \in [t+1, T]} \sum_{r=t+1}^s a^{(r)} \mathbf{1}\{a^{(r)} \leq a_i\}, B^{(t)} < C_{mid} \ln(T-t+1) \right) \\
& = \mathbb{P} \left(C_{mid} \ln(T-t+1) - a_i \geq \max_{s \in [t+1, T]} \sum_{r=t+1}^s a^{(r)} \mathbf{1}\{a^{(r)} \leq a_i\} \right) \cdot \mathbb{P}(B^{(t)} < C_{mid} \ln(T-t+1)).
\end{aligned} \tag{36}$$

We need to differentiate between two different scenarios.

(a). $\Delta_{i_0+1} > 0$.

$$\begin{aligned}
& \mathbb{P} \left(C_{mid} \ln(T-t+1) - a_i \geq \max_{s \in [t+1, T]} \sum_{r=t+1}^s a^{(r)} \mathbf{1}\{a^{(r)} \leq a_i\} \right) \\
& \leq \mathbb{P} \left(C_{mid} \ln(T-t+1) - a_i \geq \sum_{r=t+1}^T a^{(r)} \mathbf{1}\{a^{(r)} \leq a_i\} \right) \\
& \leq \mathbb{P} \left(C_{mid} \ln(T-t+1) - \Delta_{i_0+1}(T-t) \geq \sum_{r=t+1}^T (a^{(r)} \mathbf{1}\{a^{(r)} \leq a_i\} - \Delta_{i_0+1}) \right) \\
& \leq \exp \left(-\frac{2(\Delta_{i_0+1}(T-t) - C_{mid} \ln T)_+^2}{T-t} \right)
\end{aligned} \tag{37}$$

Combining Lemma 2, (35), (36), (37) and letting

$$t_{mid} = \left\lfloor T - \frac{2C_{mid} \ln T}{\Delta_{i_0+1}} \right\rfloor$$

yields

$$\begin{aligned}
& p_{i_0} \sum_{t=1}^T (T-t) \cdot PWA_i^{(t)} + p_{i_0} \sum_{t=t_{mid}+1}^T PWR_i^{(t)} + p_{i_0} \sum_{t=1}^{t_{mid}} PWR_i^{(t)} \\
& \leq p_{i_0} \sum_{t=1}^T (T-t) \cdot O((T-t+1)^{-2}) + p_{i_0} O\left(\frac{C_{mid}}{\Delta_{i_0+1}} \ln T\right) \\
& \quad + p_{i_0} \sum_{t=1}^{t_{mid}} O\left(\exp\left(-\frac{2(\Delta_{i_0+1}(T-t) - C_{mid} \ln T)_+^2}{T-t}\right)\right) \\
& = p_{i_0} \left(O(\ln T) + O\left(\frac{C_{mid} \ln T}{\Delta_{i_0+1}}\right) + O\left(\frac{1}{\Delta_{i_0+1}^2}\right)\right) \\
& = O\left(\frac{\ln T}{|\Delta_{i_0} \Delta_{i_0+1}|} + \frac{1}{\Delta_{i_0+1}^2}\right).
\end{aligned} \tag{38}$$

Note that in $O(\cdot)$ we are hiding absolute constant terms.

(b). $\Delta_{i_0+1} = 0$. By Lemma 6, we know that

$$\begin{aligned}
& \mathbb{P}\left(C_{mid} \ln(T-t+1) - a_i \geq \max_{s \in [t+1, T]} \sum_{r=t+1}^s a^{(r)} \mathbf{1}\{a^{(r)} \leq a_i\}\right) \\
& \leq \mathbb{P}\left(C_{mid} \ln(T-t+1) - a_i \geq \max_{s \in [t+1, T]} \sum_{r=t+1}^s a^{(r)} \mathbf{1}\{a^{(r)} \leq a_i, u^{(r)} \leq x^*\}\right) \\
& \leq O\left(\frac{1}{\sqrt{T-t}} \left(\frac{C_{mid} \ln(T-t+1)}{\sigma} + \kappa\right)\right)
\end{aligned} \tag{39}$$

It suffices to bound $\mathbb{P}(B^{(t)} < C_{mid} \ln(T-t+1))$. We cover the event by two parts: (a) $B^{(s)} < \text{Buffer}_{i_0+2}^{(s)}$ for $s = 1, \dots, t$; (b) there exists $1 \leq s \leq t$ such that $B^{(s)} \geq \text{Buffer}_{i_0+2}^{(s)}$, and at any time $r \in (s, t]$, the budget is always below $\text{Buffer}_{i_0+2}^{(r)}$. Then

$$\begin{aligned}
& \mathbb{P}(B^{(t)} < C_{mid} \ln(T-t+1)) \\
& = \mathbb{P}(B^{(t)} < C_{mid} \ln(T-t+1), \text{ (a) happens}) + \mathbb{P}(B^{(t)} < C_{mid} \ln(T-t+1), \text{ (b) happens}).
\end{aligned}$$

Consider the situation when event (a) holds. It follows that only type $j \leq i_0 + 1$ will be accepted throughout time 1 to t . Similar to the proof in Theorem 1, construct a new process $\{\tilde{B}^{(t)}\}_t$ as a ‘‘coupled’’ version of the process $\{B^{(t)}\}_t$ as follows. $\tilde{B}^{(1)} = B^{(1)} = 0$. For general $t \geq 1$, we define

$$\tilde{B}^{(t+1)} = \max\left\{\tilde{B}^{(t)} - a^{(t)} \mathbf{1}\{a^{(t)} \leq a_i\}, 0\right\}.$$

That is, for each sample path $\{a^{(t)}\}_t$ with $\{u^{(t)}\}_t$, in the ‘‘coupled’’ version regardless of the budget and the buffer, in each time t we always accept the arrival as long as it is of low or middle type (here we also couple the random seed when we face a_i). If the budget drops below 0, we restart the budget level as 0. We can show that for each sample path $\tilde{B}^{(t)} \leq B^{(t)}$ for any t via induction. Apparently $\tilde{B}^{(1)} \leq B^{(1)}$. Suppose we have $\tilde{B}^{(t)} \leq B^{(t)}$. If at time t the arrival $a^{(t)}$ is rejected by **MLB**, then it implies $a^{(t)} > 0$. We have $\tilde{B}^{(t+1)} \leq \tilde{B}^{(t)} \leq B^{(t)} = B^{(t+1)}$. If the arrival is accepted by **MLB**, then we also have

$$\tilde{B}^{(t+1)} = \max\left\{\tilde{B}^{(t)} - a^{(t)} \mathbf{1}\{a^{(t)} \leq a_i\}, 0\right\} \leq \max\left\{B^{(t)} - a^{(t)} \mathbf{1}\{a^{(t)} \leq a_i\}, 0\right\} = B^{(t+1)}.$$

This leads to

$$\begin{aligned}
& \mathbb{P}(B^{(t)} < C_{mid} \ln(T-t+1), \text{ (a) happens}) \\
& \leq \mathbb{P}(\tilde{B}^{(t)} < C_{mid} \ln(T-t+1)) \\
& \leq O\left(\frac{C_{mid} \ln(T-t+1)}{\sigma\sqrt{t}} + \frac{\kappa}{\sqrt{t}}\right).
\end{aligned} \tag{40}$$

The last inequality holds by Lemma 6. Note that here we have utilized the fact that $\tilde{B}^{(t)}$ is the maximum of the first t positions of a random walk $Z^{(t-1)}, Z^{(t-2)}, \dots$, where

$$Z^{(t)} = -a^{(t)} \mathbb{1}\{a^{(t)} \leq a_i\}$$

is zero-mean, independent, and bounded within $[-1, 1]$.

Consider the situation when event (b) holds, without loss of generality, let $s < t$ be the largest time such that $B^{(s)} \geq \text{Buffer}_{i_0+2}^{(s)}$. Then $B^{(r)} < \text{Buffer}_{i_0+2}^{(r)}$ for $s < r \leq t$. It is not difficult to observe that $B^{(s+1)} \geq \text{Buffer}_{i_0+2}^{(s+1)} - a_{i_0+1} \geq \text{Buffer}_{i_0+2}^{(s)} - 1$. Thus,

$$\begin{aligned}
& (p_{i_0+2} a_{i_0+2} / 2)(T-s) - 1 \\
& \leq (p_{i_0+2} a_{i_0+2} / 2)(T-s) + C_{mid} \ln(T-s) - 1 - C_{mid} \ln(T-t+1) \\
& \leq B^{(s+1)} - B^{(t-1)} \leq \sum_{r=s+1}^{t-1} a^{(r)} \mathbb{1}\{\text{accept } a^{(r)}\} \leq \sum_{r=s+1}^{t-1} a^{(r)} \mathbb{1}\{a^{(r)} \leq a_{i_0}\}.
\end{aligned}$$

Therefore, for any $t < T_0$, we have

$$\begin{aligned}
& \mathbb{P}(B^{(t)} < C_{mid} \ln(T-t+1), \text{ (b) happens}) \\
& \leq \mathbb{P}\left(\exists s \in [1, t) : \sum_{r=s+1}^{t-1} a^{(r)} \mathbb{1}\{a^{(r)} \leq a_{i_0}\} \geq \frac{p_{i_0+2} a_{i_0+2}}{2}(T-s) - 1\right) \\
& \leq \mathbb{P}\left(\exists s \in [1, t) : \sum_{r=s+1}^{t-1} a^{(r)} \mathbb{1}\{a^{(r)} \leq a_{i_0}\} \geq \frac{p_{i_0+2} a_{i_0+2}}{2}(t-s-1) + \frac{p_{i_0+2} a_{i_0+2}}{2}(T-t) - 1\right) \\
& \leq \exp\left(-\frac{p_{i_0+2} a_{i_0+2}}{2} \left(\frac{p_{i_0+2} a_{i_0+2}}{2}(T-t) - 1\right)\right) \\
& = O(T^{-2}),
\end{aligned} \tag{41}$$

where in $O(\cdot)$ we are hiding absolute constants. In the last inequality we use Lemma 4.

Combining Lemma 2, (35), (36), (39), (40), (41), the total loss incurred by wrongly accepting or rejecting the low-cost ‘‘boundary’’ type of arrivals can be bounded by

$$\begin{aligned}
& p_{i_0} \sum_{t=1}^{T_0} (T-t) \cdot PWA_i^{(t)} + p_{i_0} \sum_{t=1}^{T_0} PWR_i^{(t)} + f_D^T(\mathbf{MIX}^{(T_0)}) - f_D^T(\mathbf{MIX}^{(T)}) \\
& \leq p_{i_0} \sum_{t=1}^T (T-t) \cdot O((T-t+1)^{-2}) + O(T-T_0) \\
& \quad + p_{i_0} \sum_{t=1}^{t_{mid}} O\left(\frac{1}{\sqrt{T-t}} \frac{C_{mid} \ln(T-t+1)}{\sigma} \cdot \left(\frac{C_{mid} \ln(T-t+1)}{\sigma\sqrt{t}} + \frac{\kappa}{\sqrt{t}} + T^{-2}\right)\right) \\
& = p_{i_0} \left(O(\ln T) + O\left(\frac{\ln T}{|\Delta_{i_0}| p_{i_0+2} a_{i_0+2}} + \frac{\ln T}{(p_{i_0+2} a_{i_0+2})^2}\right) + O\left(\frac{C_{mid}^2 \ln^2 T}{\sigma_D^2}\right) + O\left(\frac{\kappa_D C_{mid} \ln T}{\sigma_D}\right)\right) \\
& = O\left(\frac{\ln T}{|\Delta_{i_0}| p_{i_0+2} a_{i_0+2}} + \frac{\ln T}{(p_{i_0+2} a_{i_0+2})^2} + \frac{\ln^2 T}{\sigma_D^2 \Delta_{i_0}^2} + \frac{\kappa_D \ln T}{\sigma |\Delta_{i_0}|}\right) \\
& = O\left(\frac{\ln T}{|\Delta_{i_0}| p_{i_0+2} a_{i_0+2}} + \frac{\ln T}{(p_{i_0+2} a_{i_0+2})^2} + \frac{\ln^2 T}{\sigma_D^2 \Delta_{i_0}^2}\right).
\end{aligned} \tag{42}$$

Note that in $O(\cdot)$ we are hiding absolute constant terms. The last equality holds because

$$\kappa_{\mathcal{D}} = \frac{\mathbb{E} [|Z^{(t)} - \mathbb{E}[Z^{(t)}]|^3]^2}{\mathbb{E} [|Z^{(t)} - \mathbb{E}[Z^{(t)}]|^2]^3} = \frac{\mathbb{E} [|Z^{(t)}|^3]^2}{\mathbb{E} [|Z^{(t)}|^2]^3} \leq \frac{1}{\mathbb{E} [|Z^{(t)}|^2]} \leq \frac{1}{\sigma_{\mathcal{D}} \mathbb{E} [|Z^{(t)}|]} \leq \frac{1}{\sigma_{\mathcal{D}} |\Delta_{i_0}|}.$$

From now on, we consider high-cost arrivals.

Case III: $i = i_0 + 2$. In this case, the arrival is of high-cost “boundary” type.

(i). Let’s first bound $PWA_i^{(t)}$. We have when $t \leq T_0$:

$$\begin{aligned} & \mathbb{P} \left(B^{(t)} - a_i < \max_{s \in [t+1, T]} \sum_{r=t+1}^s a^{(r)} \mathbb{1}\{a^{(r)} < a_i\}, B^{(t)} > \left(\Delta_{i-1} + \frac{a_i p_i}{2} \right) (T - t + 1) + C_i \ln(T - t + 1) \right) \\ & \leq \mathbb{P} \left(\max_{s \in [t+1, T]} \sum_{r=t+1}^s a^{(r)} \mathbb{1}\{a^{(r)} < a_i\} > \left(\Delta_{i-1} + \frac{a_i p_i}{2} \right) (T - t + 1) + C_i \ln(T - t + 1) - a_i \right) \\ & \leq \mathbb{P} \left(\max_{s \in [t+1, T]} \sum_{r=t+1}^s (a^{(r)} \mathbb{1}\{a^{(r)} < a_i\} - \Delta_{i-1}) > \frac{a_i p_i}{2} (T - t + 1) \right) \\ & \leq \exp \left(-\frac{a_i^2 p_i^2 (T - t)}{8} \right), \end{aligned} \quad (43)$$

where in the last inequality we use Lemma 5.

(ii). Let’s then bound $PWR_i^{(t)}$. We have when $t \leq T_0$:

$$\begin{aligned} & \mathbb{P} \left(B^{(t)} - a_i > \max_{s \in [t+1, T]} \sum_{r=t+1}^s a^{(r)} \mathbb{1}\{a^{(r)} \leq a_i\}, B^{(t)} \leq \left(\Delta_i - \frac{a_i p_i}{2} \right) (T - t + 1) + \frac{\ln(T - t + 1)}{a_i p_i} \right) \\ & \leq \mathbb{P} \left(\sum_{r=t+1}^T a^{(r)} \mathbb{1}\{a^{(r)} \leq a_i\} < \left(\Delta_i - \frac{a_i p_i}{2} \right) (T - t + 1) + \frac{\ln(T - t + 1)}{a_i p_i} \right) \\ & \leq \mathbb{P} \left(\sum_{r=t+1}^T (a^{(r)} \mathbb{1}\{a^{(r)} \leq a_i\} - \Delta_i) < \left(-\frac{a_i p_i}{4} \right) (T - t) \right) \\ & \leq \exp \left(-\frac{a_i^2 p_i^2 (T - t)}{8} \right), \end{aligned} \quad (44)$$

where in the last inequality we use Hoeffding’s inequality.

Therefore, combining (43) and (44), the total expected loss incurred by wrongly accepting or rejecting a high-cost type a_i can be bounded by

$$\begin{aligned} & p_i \sum_{t=1}^{t_i} (T - t) \cdot PWA_i^{(t)} + p_i \sum_{t=1}^{t_i} PWR_i^{(t)} + f_{\mathcal{D}}^T(\mathbf{MIX}^{(T_0)}) - f_{\mathcal{D}}^T(\mathbf{MIX}^{(T)}) \\ & \leq p_i \sum_{t=1}^T (T - t) \cdot O(T^{-2}) + p_i \sum_{t=1}^{t_i} \exp \left(-\frac{a_i^2 p_i^2 (T - t)}{8} \right) + O(T - T_0) \quad , \\ & = O \left(\frac{\ln T}{p_i a_i^2} + \frac{\ln T}{|\Delta_{i_0}| p_i a_i} \right). \end{aligned} \quad (45)$$

where in $O(\cdot)$ we are hiding absolute constant terms.

Case IV: $i > i_0 + 2$. In this case, the arrival is of high-cost type.

(i). Let’s first bound $PWA_i^{(t)}$. We have when $t \leq t_i$:

$$\begin{aligned} & \mathbb{P} \left(B^{(t)} - a_i < \max_{s \in [t+1, T]} \sum_{r=t+1}^s a^{(r)} \mathbb{1}\{a^{(r)} < a_i\}, B^{(t)} > \left(\frac{\Delta_{i_0+1} + \Delta_i}{2} \right) (T - t + 1) + C_{mid} \ln(T - t + 1) \right) \\ & \leq \mathbb{P} \left(B^{(t)} > \left(\frac{\Delta_{i_0+1} + \Delta_i}{2} \right) (T - t + 1) + C_{mid} \ln(T - t + 1) \right) \end{aligned} \quad (46)$$

To bound (46), we take s as the largest time that $B^{(s)} < \left(\frac{\Delta_{i_0+1} + \Delta_{i_0+2}}{2}\right)(T - s + 1) + C_{mid} \ln(T - s + 1)$. Then for any $s < r \leq t$, we have $B^{(r)} \geq \left(\frac{\Delta_{i_0+1} + \Delta_{i_0+2}}{2}\right)(T - r + 1) + C_{mid} \ln(T - r + 1)$. Thus,

$$\begin{aligned}
& B^{(s+1)} - B^{(t)} \\
& \leq \left(1 + \left(\frac{\Delta_{i_0+1} + \Delta_{i_0+2}}{2}\right)(T - s) + C_{mid} \ln(T - s)\right) - \left(\left(\frac{\Delta_{i_0+1} + \Delta_i}{2}\right)(T - t + 1) + C_{mid} \ln(T - t + 1)\right) \\
& \leq 1 + C_{mid} \ln T + \left(\frac{\Delta_{i_0+1} + \Delta_{i_0+2}}{2}\right)(t - s - 1) + \left(\frac{\Delta_{i_0+1} + \Delta_{i_0+2}}{2}\right)(T - t + 1) - \left(\frac{\Delta_{i_0+1} + \Delta_i}{2}\right)(T - t + 1) \\
& \leq 1 + C_{mid} \ln T + \Delta_{i_0+2}(t - s - 1) - \frac{p_{i_0+2} a_{i_0+2}}{2}(t - s - 1) - \frac{\Delta_i - \Delta_{i_0+1}}{2}(T - t + 1) \\
& \leq \Delta_{i_0+2}(t - s - 1) - \frac{p_{i_0+2} a_{i_0+2}}{2}(t - s - 1) - \frac{p_{i_0+2} a_{i_0+2}}{4}(T - t + 1)
\end{aligned}$$

Now from time $s + 1$ to t , through the definition of our policy, we always successfully accept any arrival with cost no greater than a_{i_0+2} (the budget never drops to 0). Thus,

$$B^{(s+1)} - B^{(t)} = \sum_{r=s+1}^t a^{(r)} \mathbf{1}\{\text{accept } a^{(r)}\} \geq \sum_{r=s+1}^{t-1} a^{(r)} \mathbf{1}\{a^{(r)} \leq a_{i_0+2}\}.$$

Therefore,

$$\begin{aligned}
& PWA_i^{(t)} \\
& \leq \mathbb{P}\left(B^{(t)} > \Delta_i(T - t + 1) + C_{mid} \ln(T - t + 1)\right) \\
& \leq \mathbb{P}\left(\exists s : \sum_{r=s+1}^{t-1} a^{(r)} \mathbf{1}\{a^{(r)} \leq a_{i_0+2}\} \leq \Delta_{i_0+2}(t - s - 1) - \frac{p_{i_0+2} a_{i_0+2}}{2}(t - s - 1) - \frac{p_{i_0+2} a_{i_0+2}}{4}(T - t + 1)\right) \\
& \leq \mathbb{P}\left(\exists s : \sum_{r=s+1}^{t-1} (a^{(r)} \mathbf{1}\{a^{(r)} \leq a_{i_0+2}\} - \Delta_{i_0+2}) \leq -\frac{p_{i_0+2} a_{i_0+2}}{2}(t - s - 1) - \frac{p_{i_0+2} a_{i_0+2}}{4}(T - t + 1)\right) \\
& \leq \exp\left(-\frac{(p_{i_0+2} a_{i_0+2})^2}{4}(T - t + 1)\right).
\end{aligned} \tag{47}$$

In the last inequality, we use Lemma 4.

(ii). Let's then bound $PWR_i^{(t)}$. We have when $t \leq t_i$:

$$\begin{aligned}
& \mathbb{P}\left(B^{(t)} - a_i > \max_{s \in [t+1, T]} \sum_{r=t+1}^s a^{(r)} \mathbf{1}\{a^{(r)} \leq a_i\}, B^{(t)} \leq \left(\frac{\Delta_{i_0+1} + \Delta_i}{2}\right)(T - t + 1) + C_{mid} \ln(T - t + 1)\right) \\
& \leq \mathbb{P}\left(\sum_{r=t+1}^T a^{(r)} \mathbf{1}\{a^{(r)} \leq a_i\} < 1 + \left(\frac{\Delta_{i_0+1} + \Delta_i}{2}\right)(T - t + 1) + C_{mid} \ln(T - t + 1)\right) \\
& \leq \mathbb{P}\left(\sum_{r=t+1}^T (a^{(r)} \mathbf{1}\{a^{(r)} \leq a_i\} - \Delta_i) < -\left(\frac{\Delta_i - \Delta_{i_0+1}}{4}\right)(T - t)\right) \\
& \leq \exp\left(-\frac{(p_{i_0+2} a_{i_0+2})^2}{8}(T - t)\right),
\end{aligned} \tag{48}$$

where in the last inequality we use Hoeffding's inequality.

Therefore, combining (47) and (48), the total expected loss incurred by wrongly accepting or rejecting any high-cost type a_i ($i > i_0 + 2$) before time T_0 can be bounded by

$$\begin{aligned}
& \sum_{i > i_0 + 2} p_i \left(\sum_{t=1}^{T_0} (T-t) \cdot PWA_i^{(t)} + p_i \sum_{t=1}^{T_0} PWR_i^{(t)} \right) + f_D^T(\mathbf{MIX}^{(T_0)}) - f_D^T(\mathbf{MIX}^{(T)}) \\
& \leq \sum_{i > i_0 + 2} p_i \left(\sum_{t=1}^{T_0} (T-t) \cdot \exp\left(-\frac{(p_{i_0+2}a_{i_0+2})^2}{4}(T-t+1)\right) + \sum_{t=1}^{T_0} \exp\left(-\frac{(p_{i_0+2}a_{i_0+2})^2(T-t)}{8}\right) \right) + O(T-T_0) \\
& \leq \sum_{t=1}^{T_0} 2 \exp\left(-\frac{(p_{i_0+2}a_{i_0+2})^2}{8}(T-t)\right) + O\left(\frac{\ln T}{(p_{i_0+2}a_{i_0+2})^2} + \frac{\ln T}{|\Delta_{i_0}|p_{i_0+2}a_{i_0+2}}\right) \\
& = O\left(\frac{\ln T}{(p_{i_0+2}a_{i_0+2})^2} + \frac{\ln T}{|\Delta_{i_0}|p_{i_0+2}a_{i_0+2}}\right)
\end{aligned} \tag{49}$$

where in $O(\cdot)$ we are hiding absolute constant terms.

Wrap-up. To summarize:

1. If $\Delta_{i_0+1} > 0$, combining (34), (38), (45), (49) yields

$$f_D^T(\mathbf{HO}_{\text{any}}) - f_D^T(\mathbf{MLB}) = O\left(\frac{\ln T}{\Delta_{i_0}^2} + \frac{\ln T}{|\Delta_{i_0}\Delta_{i_0+1}|} + \frac{1}{\Delta_{i_0+1}^2} + \frac{\ln T}{|\Delta_{i_0}|p_{i_0+2}a_{i_0+2}} + \frac{\ln T}{(p_{i_0+2}a_{i_0+2})^2}\right),$$

2. If $\Delta_{i_0+1} = 0$, combining (34), (42), (45), (49) yields

$$f_D^T(\mathbf{HO}_{\text{any}}) - f_D^T(\mathbf{MLB}) = O\left(\frac{\ln^2 T}{\sigma^2 \Delta_{i_0}^2} + \frac{\ln T}{|\Delta_{i_0}|p_{i_0+2}a_{i_0+2}} + \frac{\ln T}{(p_{i_0+2}a_{i_0+2})^2}\right),$$

In $O(\cdot)$ we are always hiding absolute constants.

Appendix C: Proof of Lemmas

C.1. Proof of Lemma 1

When $\mathbf{MIX}^{(t-1)}$ and $\mathbf{MIX}^{(t)}$ do the same action at time t , there is no gap between them since they follow the same policy after time t . Therefore, we only need to consider two cases at time t : (I) $\mathbf{MIX}^{(t-1)}$ accepts, $\mathbf{MIX}^{(t)}$ rejects; (II) $\mathbf{MIX}^{(t-1)}$ rejects, $\mathbf{MIX}^{(t)}$ accepts. In this case, note that either our Threshold policy or the hindsight optimal policy will never reject arrivals with non-positive weights, WLOG we assume $a^{(t)} > 0$.

Case I: $\mathbf{MIX}^{(t-1)}$ accepts, $\mathbf{MIX}^{(t)}$ rejects. In this case, since the budget $B^{(t+1)} = B^{(t)}$ for $\mathbf{MIX}^{(t)}$ and $B^{(t+1)} = B^{(t)} - a^{(t)} < B^{(t)}$ for $\mathbf{MIX}^{(t-1)}$, in the remaining time $t+1, \dots, T$, the one starting from $B^{(t+1)}$ in $\mathbf{MIX}^{(t)}$ can always choose the same action as that in $\mathbf{MIX}^{(t-1)}$. Hence the gap in $f(\mathbf{MIX}^{(t-1)}|\mathcal{W}^T) - f(\mathbf{MIX}^{(t)}|\mathcal{W}^T)$ can only generate by the wrongly rejection of $a^{(t)}$. Hence

$$f(\mathbf{MIX}^{(t-1)}|\mathcal{W}^T) - f(\mathbf{MIX}^{(t)}|\mathcal{W}^T) \leq 1.$$

Case II: $\mathbf{MIX}^{(t-1)}$ rejects, $\mathbf{MIX}^{(t)}$ accepts. In this case, following the similar construction strategy above, starting from $B^{(t+1)}$ generated by $\mathbf{MIX}^{(t)}$, one can reject the first κ arrivals that $\mathbf{MIX}^{(t-1)}$ accepts (if less than κ accepted by $\mathbf{MIX}^{(t-1)}$ the proof is already done). Then by definition the first one now has budget now less than the hindsight optimal one in $\mathbf{MIX}^{(t-1)}$. Then it can follow the same action as the later and the gap

$$f(\mathbf{MIX}^{(t-1)}|\mathcal{W}^T) - f(\mathbf{MIX}^{(t)}|\mathcal{W}^T) \leq L - 1,$$

generated by the first L rejections minus the one extra accept of $a^{(t)}$.

C.2. Proof of Lemma 2

We follow the similar streamline in the proof of Lemma 1. We only need to consider two cases at time t : (I) $\mathbf{MIX}^{(t-1)}$ accepts, $\mathbf{MIX}^{(t)}$ rejects; (II) $\mathbf{MIX}^{(t-1)}$ rejects, $\mathbf{MIX}^{(t)}$ accepts. In this case, note that either our policy or the hindsight optimal policy will never reject arrivals with non-positive weights, WLOG we assume $a^{(t)} > 0$. For notation brevity, we will hide \mathcal{W}^T in $f(\cdot)$, but keep in mind that $f(\cdot)$ is dependent on the sample path \mathcal{W}^T .

Case I: $\mathbf{MIX}^{(t-1)}$ rejects, $\mathbf{MIX}^{(t)}$ accepts. In this case, we have to prove that

$$\begin{aligned} & \mathbb{P}\left(f(\mathbf{MIX}^{(t-1)}) > f(\mathbf{MIX}^{(t)}) \mid a^{(t)} = a_i\right) \\ & \leq \mathbb{P}\left(B^{(t)} - a_i < \max_{s \in [t+1, T]} \sum_{r=t+1}^s a^{(r)} \mathbb{1}\{a^{(r)} < a_i\}, B^{(t)} \geq \text{Buffer}_i\right). \end{aligned} \quad (50)$$

It is enough to show that, when the event $\{f(\mathbf{MIX}^{(t-1)}) > f(\mathbf{MIX}^{(t)}), \mathbf{MIX}^{(t)}$ accepts $a^{(t)} \mid a^{(t)} = a_i\}$ happens, at least one of the equations

$$B^{(t)} - a_i < \sum_{r=t+1}^s a^{(r)} \mathbb{1}\{a^{(r)} < a_i\}, s \in [t+1, T]$$

holds. Otherwise, consider the strategy induced by $\mathbf{MIX}^{(t-1)}$. Denote $t' + 1 \geq t + 1$ as the first time that $\mathbf{MIX}^{(t-1)}$ accepts $a^{(t'+1)} \geq a^{(t)}$ (if $\mathbf{MIX}^{(t-1)}$ never make such an accept, we take $t' = T$). Then we have

$$\max_{s \in [t+1, t']} \sum_{r=t+1}^s a^{(r)} \mathbb{1}\{\mathbf{MIX}^{(t-1)} \text{ accepts } a^{(r)}\} \leq \max_{s \in [t+1, t']} \sum_{r=t+1}^s a^{(r)} \mathbb{1}\{a^{(r)} < a_i\} \leq B^{(t)} - a_i.$$

Now given $a^{(t)} = a_i$, the decision maker can make the same decision as $\mathbf{MIX}^{(t-1)}$ from time $t+1$ to $t'-1$ and rejects $a^{(t'+1)}$. Such a policy is valid because the any-time constraints before and at time t' are guaranteed by the equation above, and the any-time constraints after time t' are guaranteed by the fact that $a^{(t'+1)} \geq a_i$.

A contradiction. Therefore, we have

$$\begin{aligned} & \mathbb{P}\left(f(\mathbf{MIX}^{(t-1)}) > f(\mathbf{MIX}^{(t)}), \mathbf{MIX}^{(t)} \text{ accepts } a^{(t)} \mid a^{(t)} = a_i\right) \\ & \leq \mathbb{P}\left(B^{(t)} - a_i < \max_{s \in [t+1, t']} \sum_{r=t+1}^s a^{(r)} \mathbb{1}\{a^{(r)} < a_i\}, B^{(t)} \geq \text{Buffer}_i \mid a^{(t)} = a_i\right) \\ & = \mathbb{P}\left(B^{(t)} - a_i < \max_{s \in [t+1, t']} \sum_{r=t+1}^s a^{(r)} \mathbb{1}\{a^{(r)} < a_i\}, B^{(t)} \geq \text{Buffer}_i\right) \end{aligned}$$

In the last equality we use the fact that $a^{(t)}$ is independent of $B^{(t)}$ and $a^{(s)}$ ($\forall s > t$).

Case II: $\mathbf{MIX}^{(t-1)}$ accepts, $\mathbf{MIX}^{(t)}$ rejects. In this case, we have to prove that

$$\begin{aligned} & \mathbb{P}\left(f(\mathbf{MIX}^{(t-1)}) > f(\mathbf{MIX}^{(t)}) \mid a^{(t)} = a_i\right) \\ & \leq \mathbb{P}\left(B^{(t)} - a_i \geq \max_{s \in [t+1, T]} \sum_{r=t+1}^s a^{(r)} \mathbb{1}\{a^{(r)} \leq a_i\}, B^{(t)} < \text{Buffer}_i\right). \end{aligned} \quad (51)$$

We show that, when there is a gap generated by rejecting $a^{(t)} = a_i$, then the hindsight optimal policy from t to T in $\mathbf{MIX}^{(t-1)}$ will accept all arrivals $a^{(s)} \leq a_i, \forall s \in [t, T]$. Otherwise, assume that $t' > t$ is the first time the hindsight optimal $\mathbf{MIX}^{(t-1)}$ rejects $a^{(t')} \leq a_i$. Knowing this, we can construct a new offline strategy by following the same decisions with $\mathbf{MIX}^{(t-1)}$ in time $s \in [t+1, t'-1]$ and rejecting $a^{(t)} = a_i$ while accepting

$a^{(t')}$. Because $a^{(t')} \leq a^{(t)} = a_i$, accepting $a^{(t')}$ is always valid because it has already rejected $a^{(t)}$. After time t' the new offline strategy can follow the same policy as $\mathbf{MIX}^{(t-1)}$. There will be no gap, a contradiction. Therefore, $\mathbf{MIX}^{(t-1)}$ must accept all arrivals $a^{(s)} \leq a^{(t)} = a_i$ ($\forall s \in [t, T]$) and it holds that

$$B^{(t)} - a_i \geq \max_{s \in [t+1, T]} \sum_{r=t+1}^s a^{(r)} \mathbf{1}\{a^{(r)} \leq a_i\}.$$

Therefore, we have

$$\begin{aligned} & \mathbb{P}\left(f(\mathbf{MIX}^{(t-1)}) > f(\mathbf{MIX}^{(t)}), \mathbf{MIX}^{(t)} \text{ rejects } a^{(t)} \mid a^{(t)} = a_i\right) \\ & \leq \mathbb{P}\left(B^{(t)} - a_i \geq \max_{s \in [t+1, t']} \sum_{r=t+1}^s a^{(r)} \mathbf{1}\{a^{(r)} \leq a_i\}, B^{(t)} < \text{Buffer}_i \mid a^{(t)} = a_i\right) \\ & = \mathbb{P}\left(B^{(t)} - a_i \geq \max_{s \in [t+1, T]} \sum_{r=t+1}^s a^{(r)} \mathbf{1}\{a^{(r)} \leq a_i\}, B^{(t)} < \text{Buffer}_i\right) \end{aligned}$$

In the last equality we again use the fact that $a^{(t)}$ is independent of $B^{(t)}$ and $a^{(s)}$ ($\forall s > t$).

C.3. Proof of Lemma 3

We consider two cases: $\Lambda^{[1, T]}(-1 | \mathcal{W}^T) \geq \Lambda^{[1, T]}(1 | \mathcal{W}^T)$ and $\Lambda^{[1, T]}(-1 | \mathcal{W}^T) < \Lambda^{[1, T]}(1 | \mathcal{W}^T)$. To begin with, we point out the basic fact that $f(\mathbf{HO}_{\text{any}} | \mathcal{W}^T) = T - S_r(T)$, because under the simple random walk with ‘‘wall’’, the only rejection happens when the walker is stopped by the wall at zero.

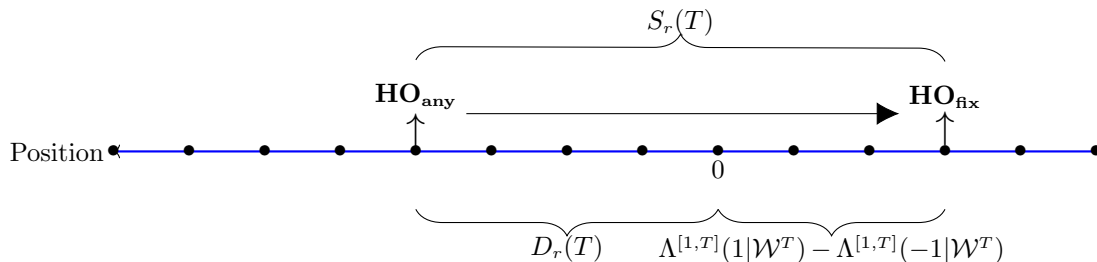


Figure 7 Random walk when $\Lambda^{[1, T]}(1 | \mathcal{W}^T) > \Lambda^{[1, T]}(-1 | \mathcal{W}^T)$.

Case I: $\Lambda^{[1, T]}(-1 | \mathcal{W}^T) \geq \Lambda^{[1, T]}(1 | \mathcal{W}^T)$. We use coupling to prove the result. Consider two walkers A, F starting from zero at time 0, representing the policy $\mathbf{HO}_{\text{any}}, \mathbf{HO}_{\text{fix}}$, respectively. We then generate sample path $W(T) = (w^{(1)}, \dots, w^{(T)}) \in \{-1, +1\}^T$. Both walkers try to go right for one step at time t if $w^{(t)} = 1$ and go left otherwise. However, there is a wall at zero for A and it must stay at zero when it aims to go right at zero. For $t \in [T]$, denote $Y_{\mathbf{HO}_{\text{any}}}^{(t)}, Y_{\mathbf{HO}_{\text{fix}}}^{(t)}$ as their position at time t . It follows that $Y_{\mathbf{HO}_{\text{fix}}}^{(T)} = \Lambda^{[1, T]}(1 | \mathcal{W}^T) - \Lambda^{[1, T]}(-1 | \mathcal{W}^T)$ and $Y_{\mathbf{HO}_{\text{any}}}^{(T)} = -D_r(T)$. In this case, note that $Y_{\mathbf{HO}_{\text{fix}}}^{(t)} - Y_{\mathbf{HO}_{\text{any}}}^{(t)}$ is nondecreasing with t by definition. The event $Y_{\mathbf{HO}_{\text{fix}}}^{(t+1)} - Y_{\mathbf{HO}_{\text{any}}}^{(t+1)} = Y_{\mathbf{HO}_{\text{fix}}}^{(t)} - Y_{\mathbf{HO}_{\text{any}}}^{(t)} + 1$ happens if and only if $Y_{\mathbf{HO}_{\text{any}}}^{(t)} = 0$ and $w^{(t+1)} = 1$. Therefore, we have

$$Y_{\mathbf{HO}_{\text{fix}}}^{(T)} - Y_{\mathbf{HO}_{\text{any}}}^{(T)} = \sum_{t=0}^{T-1} \mathbf{1}\{Y_{\mathbf{HO}_{\text{any}}}^{(t)} = 0, w^{(t+1)} = 1\} = S_r(T)$$

by definition of $S_r(T)$. Hence, $S_r(T) - D_r(T) = \Lambda^{[1,T]}(1|\mathcal{W}^T) - \Lambda^{[1,T]}(-1|\mathcal{W}^T) \geq 0$. Furthermore, note that $f(\mathbf{HO}_{\text{fix}}|\mathcal{W}^T) = T - (\Lambda^{[1,T]}(1|\mathcal{W}^T) - \Lambda^{[1,T]}(-1|\mathcal{W}^T))$ when $\Lambda^{[1,T]}(1|\mathcal{W}^T) \geq \Lambda^{[1,T]}(-1|\mathcal{W}^T)$. Then it follows that

$$\begin{aligned} & f(\mathbf{HO}_{\text{fix}}|\mathcal{W}^T) - f(\mathbf{HO}_{\text{any}}|\mathcal{W}^T) \\ &= S_r(T) - (\Lambda^{[1,T]}(1|\mathcal{W}^T) - \Lambda^{[1,T]}(-1|\mathcal{W}^T)). \\ &= D_r(T) = \min\{D_r(T), S_r(T)\}. \end{aligned}$$

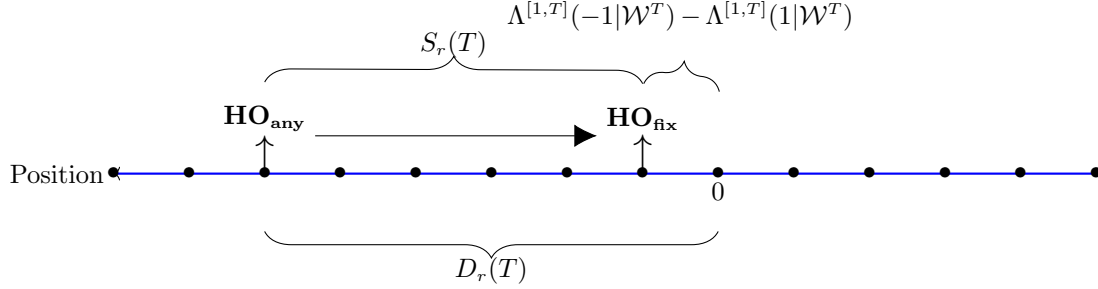


Figure 8 Random walk when $\Lambda^{[1,T]}(1|\mathcal{W}^T) < \Lambda^{[1,T]}(-1|\mathcal{W}^T)$.

Case II: $\Lambda^{[1,T]}(1|\mathcal{W}^T) < \Lambda^{[1,T]}(-1|\mathcal{W}^T)$. In this case, we do the same coupling and following the same deduction, we get

$$S_r(T) - D_r(T) = \Lambda^{[1,T]}(-1|\mathcal{W}^T) - \Lambda^{[1,T]}(1|\mathcal{W}^T) < 0.$$

Note that $f(\mathbf{HO}_{\text{fix}}|\mathcal{W}^T) = T$ in this case, we get

$$f(\mathbf{HO}_{\text{fix}}|\mathcal{W}^T) - f(\mathbf{HO}_{\text{any}}|\mathcal{W}^T) = S_r(T) = \min\{S_r(T), D_r(T)\}.$$

Combining the results above completes the proof.

C.4. Proof of Lemma 4

It suffices to prove the first inequality. Let $S_t = \sum_{s=1}^t (\xi_s - \epsilon)$. We first show that $M_t = \exp(2\epsilon S_t)$ is a super-martingale with $\mathcal{F}_t = \sigma(\xi_1, \dots, \xi_t)$. In fact,

$$\begin{aligned} \mathbb{E}[M_t | \mathcal{F}_{t-1}] &= M_{t-1} \cdot \mathbb{E}[\exp(2\epsilon(\xi_t - \epsilon))] \\ &\leq M_{t-1} \exp(-2\epsilon^2) \cdot \mathbb{E}\left[\exp\left(\frac{1}{2}(2\epsilon)^2 \cdot \frac{(1 - (-1))^2}{4}\right)\right] \\ &= M_{t-1}. \end{aligned}$$

Here, in the inequality we use the fact that a random variable bounded by $[a, b]$ is $\frac{(b-a)^2}{4}$ -subGaussian. Define τ as the stopping time that S_t first arrives at or above B . It suffices to bound $\mathbb{P}(\tau < +\infty)$. By optional sampling theorem, for any $t \geq 1$, we have

$$1 = \mathbb{E}[M_{\tau \wedge 0}] \geq \mathbb{E}[M_{\tau \wedge t}] \geq \mathbb{P}(\tau \leq t) \cdot \exp(2\epsilon B).$$

Since t can be arbitrary, we can get $\mathbb{P}(\tau < +\infty) \leq \exp(-2B\epsilon)$.

C.5. Proof of Lemma 5

It suffices to prove the first inequality. Let $S_t = \sum_{s=1}^t \xi_s$. We first show that $M_t = \exp(\epsilon S_t - \epsilon^2 t/2)$ is a super-martingale with $\mathcal{F}_t = \sigma(\xi_1, \dots, \xi_t)$. In fact,

$$\begin{aligned} \mathbb{E}[M_t | \mathcal{F}_{t-1}] &= M_{t-1} \cdot \mathbb{E} \left[\exp \left(\epsilon \xi_t - \frac{\epsilon^2}{2} \right) \right] \\ &\leq M_{t-1} \exp \left(-\frac{\epsilon^2}{2} \right) \cdot \mathbb{E} \left[\exp \left(\frac{1}{2} \epsilon^2 \cdot \frac{(1 - (-1))^2}{4} \right) \right] \\ &= M_{t-1}. \end{aligned}$$

Here, in the inequality we use the fact that a random variable bounded by $[a, b]$ is $\frac{(b-a)^2}{4}$ -subGaussian. Define τ as the stopping time that S_s first arrives at or above ϵt . It suffices to bound $\mathbb{P}(\tau \leq t)$. By optional sampling theorem, for any $t \geq 1$, we have

$$1 = \mathbb{E}[M_{\tau \wedge 0}] \geq \mathbb{E}[M_{\tau \wedge t}] \geq \mathbb{P}(\tau \leq t) \cdot \exp \left(\epsilon^2 t - \frac{\epsilon^2}{2} t \right) \geq \mathbb{P}(\tau \leq t) \cdot \exp \left(\frac{\epsilon^2}{2} t \right).$$

Thus, we can get $\mathbb{P}(\tau \leq t) \leq \exp(-\epsilon^2 t/2)$.

Appendix D: More Experiments

D.1. SG Policy in the Continuous Case

We first examine the performance of the SG policy proposed in Algorithm 1. We compare the SG policy with the greedy policy which always accepts an arrival whenever there is enough budget (i.e., whenever $B^{(t)} \geq a^{(t)}$). We take the distribution for the α -cost $a^{(t)}$ to be a uniform distribution in $[-0.05, 0.95]$, which represents the case when we require the local FDR to be less than $\alpha = 0.05$ and the posterior null probability is uniform in $[0, 1]$. We plot the regret of the each policy averaged across 100 sample paths with respect to the **DLP** upper bound. The result is shown in Figure 9. As one can see from Figure 9, the **SG** policy achieves a

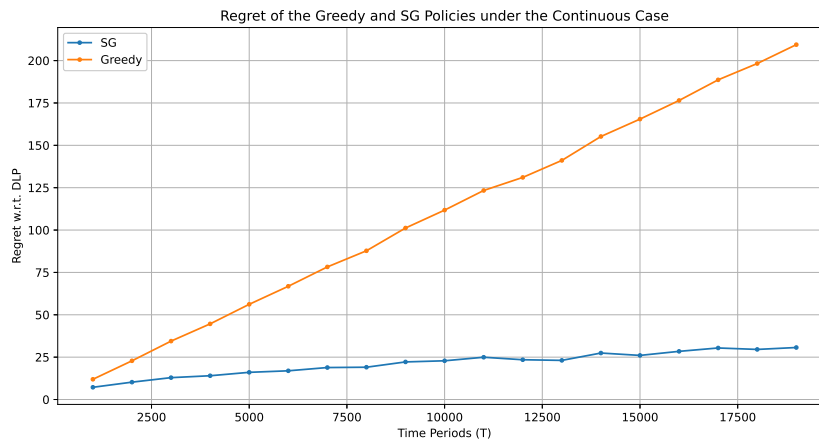


Figure 9 Regret with respect to **DLP** for the Greedy and **SG** policies.

significant lower regret compared to the greedy policy. Moreover, while the regret of the greedy policy grows linearly with time horizon T , the regret of the **SG** policy grows much slower, which echoes with Theorem 1 stating that the upper bound for the regret should grow at a $O(\sqrt{T})$ rate.

D.2. Lower Bound Validation

Finally, we conduct a small experiment to validate the lower bound we provide in Theorem 2. In particular, for each distribution \mathcal{D}_T indexed by T , we let it take values in $[-1, 1, 3]$ with probability $[1/2 + 1/\sqrt{T}, 1/2 - 2/\sqrt{T}, 1/\sqrt{T}]$. Then we calculate the gap between the optimal dynamic programming solution (**DP**) and the (**HO_{any}**) upper bound. Essentially, **DP** is the best online policy one can get without referring to the future information, and so the gap demonstrate the inherent difficulty of the online problem with respect to the offline counterpart. We take the average of 1000 sample paths and plot the log-log plot of the gap relative to the time horizon in Figure 10. From Figure 10, we can directly see that the $\log(\text{Regret})$ and the $\log t$ grows in a linear fashion with the slope being roughly 1/2. This validates our proof in Theorem 2 that there exists a sequence of distribution such that the gap between the (**DP**) solution and the (**HO_{any}**) solution is $\Omega(\sqrt{T})$.

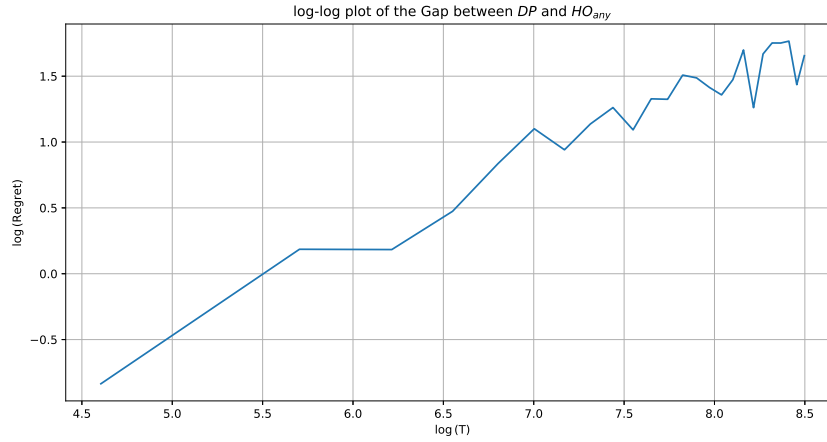


Figure 10 Gap between (**HO_{any}**) and (**DP**). Here, the T th distribution is \mathcal{D}_T , which takes values in $[-1, 1, 3]$ with probability $[1/2 + 1/\sqrt{T}, 1/2 - 2/\sqrt{T}, 1/\sqrt{T}]$.