

When Simple is Near-Optimal in Security Games

Devansh Jalota
Stanford
djalota@stanford.edu

Michael Ostrovsky
Stanford
ost@stanford.edu

Marco Pavone
Stanford
pavone@stanford.edu

February 2024

Abstract

Fraudulent or illegal activities are ubiquitous across many applications and involve users bypassing the rule of law, often with the strategic aim of obtaining some benefit that would otherwise be unattainable within the bounds of lawful conduct. However, user fraud is detrimental, as it may compromise safety or impose disproportionate negative externalities on particular population groups.

To mitigate the potential harms of users engaging in fraudulent activities, we study the problem of policing such fraud as a security game between an administrator and users. In this game, an administrator deploys R security resources (e.g., police officers) across L locations and levies fines against users engaging in fraudulent or illegal activities at those locations. For this security game, we study both welfare and revenue maximization administrator objectives. In both settings, we show that the problem of computing the optimal administrator strategy is NP-hard and develop natural greedy algorithm variants for the respective settings that achieve at least half the welfare or revenue as the welfare-maximizing or revenue-maximizing solutions, respectively. We also establish a resource augmentation guarantee that our proposed greedy algorithms with just one additional resource, i.e., $R + 1$ resources, achieve at least the same welfare (revenue) as the welfare-maximizing (revenue-maximizing) outcome with R resources that is NP-hard to compute.

Finally, since the welfare and revenue-maximizing solutions can differ significantly, we present a framework inspired by contract theory, wherein a revenue-maximizing administrator is compensated through contracts for the level of welfare it contributes to the system. Beyond extending our theoretical results in the welfare and revenue maximization settings to studying equilibrium strategies in the contract game, we also present numerical experiments highlighting the effectiveness of using contracts in bridging the gap between the revenue and welfare-maximizing administrator outcomes.

1 Introduction

Fraudulent or illegal activities that involve users bypassing the rule of law are ubiquitous across applications and arise as users seek to strategically obtain some benefit that would otherwise not be attainable within the bounds of lawful conduct. For instance, in transportation networks, users often drive above the speed limit to reduce their travel times, and, in school choice contexts, parents often misreport their home addresses to admit their children to better public schools [1]. Similar issues of users engaging in fraud arise in other domains, including labor markets [2], strategic classification [3, 4], non-market allocation mechanisms [5], and resource allocation [6].

However, fraudulent or illegal activities can be detrimental, as even a few users engaging in such activities can compromise safety, result in disproportionate negative externalities to particular groups of the population, or hamper efficiency. In transportation networks, users driving above the speed limit can compromise road safety, and, in school choice settings, sophisticated gaming by some parents, who typically belong to higher-income strata, often adversely affects users not engaging in such practices [1]. Moreover, in healthcare contexts, the manipulation of patient’s priority by transplant providers in organ transplant waiting lists often results in significant reductions in organ donations [7, 8]. We present further detailed examples of users engaging in fraudulent activities and the associated harms to other groups of the population in Section 1.1.

The prevalence of fraud and its associated harms across applications poses critical security challenges and requires policing to deter users from engaging in such activities. Central to the problem of policing

fraudulent or illegal activities is a resource allocation task, which involves allocating a limited set of security resources (e.g., police officers) to mitigate the level of fraud in the system. However, the challenge in policing fraudulent activities is that only limited security resources are available, i.e., providing complete coverage to prevent fraud is not possible. This resource limitation raises a fundamental question of how to best allocate the available resources to protect against fraudulent or illegal activities at various susceptible nodes or locations in a system.

To answer this question, we study the problem of policing fraudulent activities as a security game between an administrator and fraudulent users at different nodes or locations in a system. In our security game, the administrator can allocate a budget of security resources across various locations and levy fines against users engaging in fraud. For our studied security game, we show that *simple* algorithms with a low computational overhead can achieve a good performance relative to the administrator’s *optimal* strategies, which are NP-hard to compute. To analyze the associated equilibria and the corresponding optimal administrator strategies, we leverage and combine techniques from optimization theory, linear programming, and approximation algorithms.

Our modeling assumptions and, in particular, considering fines as a mechanism to deter fraudulent users are motivated by several real-world applications, e.g., users typically pay fines for road traffic or speeding violations. Moreover, in line with prior work on security games [9], we adopt a game-theoretic framework to study the problem of deploying security resources to mitigate fraudulent and illegal activities. We do so as a game-theoretic framework enables us to incorporate the preferences of both the administrator and users and predictions for how a fraudulent user will respond to a resource allocation policy and the corresponding fines set by the administrator.

1.1 Examples

This section presents detailed examples of real-world settings where users engage in fraudulent or illegal activities. Our examples help further contextualize our studied problem setting and provide a grounding for the model we develop in Section 3. While we present two examples, our developed framework more generally applies to a broad range of settings where users engage in fraud.

Intermediate Public Transport (IPT): IPT comprises informal modes of transport that are pivotal in serving the last-mile connectivity needs in many developing nation cities, particularly when the formal public transportation system has inadequate capacity to serve the travel demands of users [10, 11]. IPT services typically entail mini-buses [12], share-taxis [13, 14], or auto-rickshaws [15].

While IPT services offer affordable on-demand last-mile connectivity, commuters often face long wait times during rush hours [16], which frequently results in disorderly queues and, in particular, illicit behavior by some commuters who jump the queue to reduce their wait times [17, 10]. For instance, some male passengers who have recently arrived to avail of an IPT service, e.g., at a mini-bus stand, might bypass the queue and board a moving vehicle as it arrives to pick up passengers. Such alighting of moving vehicles is more challenging for women or less-abled travelers, who typically bear the burden of disproportionately high wait times when using IPT systems.

Healthcare: In healthcare, medication over-prescription is a global problem and is particularly prevalent in places where a large portion of a healthcare provider’s income relies on drug sales [18]. These perverse financial incentives for health care providers not only fleece patients as they purchase more medications but also could be potentially detrimental to their health. Analogous to the over-prescription of medications, hospitals often keep patients longer than is required, which enables the hospital to earn more money from the patient occupying a bed [19].

Both of these examples highlight the need for policing to deter defaulting users from engaging in such fraudulent activities at susceptible nodes or locations in a system, e.g., hospitals in a healthcare context or mini-bus stands where users queue to avail a mini-bus in a transportation context.

1.2 Our Contributions

Motivated by the prevalence and detrimental effects of fraudulent and illegal activities across applications, we study a security game between an administrator and users engaging in fraud at susceptible nodes or locations in a system. In this security game, the administrator has R security resources that it can allocate across these locations and levy fines against defaulting users to deter them from engaging in fraud. For

this security game, we study the resulting equilibria and the optimal administrator strategies under both the welfare maximization and revenue maximization objectives, which we introduce in Section 3, under two informational assumptions: (i) *deterministic*, where the administrator knows each location’s *type*, i.e., the administrator has complete knowledge of the total number of fraudulent users, the benefit that fraudulent users derive when engaging in fraud, and the value of preventing users from engaging in fraud at each location, and (ii) *probabilistic*, where the administrator only has distributional information on each location’s type.

We first study the deterministic setting in Section 4, where we develop a natural *greedy* procedure to compute the administrator’s revenue-maximizing strategy and show that the problem of computing the administrator’s welfare-maximizing strategy is NP-hard. To that end, in the welfare-maximization setting, we develop a variant of a greedy algorithm, different from that in the revenue-maximization setting, that achieves at least half the welfare compared to that of the welfare-maximizing solution. Moreover, we establish a resource augmentation guarantee that our proposed greedy algorithm with just one additional resource, i.e., $R+1$ resources, achieves at least the same welfare as the welfare-maximizing solution with R resources that is NP-hard to compute. To establish the hardness, approximation, and resource augmentation guarantees, we develop and leverage properties of the optimal solution to the administrator’s welfare-maximization problem and geometric insights based on the structure of the administrator’s welfare function.

Next, in Section 5, we study the probabilistic setting, where we show that, unlike in the deterministic case, computing the expected revenue maximizing strategy of the administrator is NP-hard. Yet, we develop variants of greedy algorithms that achieve similar approximation and resource augmentation guarantees to those in the deterministic setting for the expected revenue and welfare maximization administrator objectives. The crux of establishing our algorithmic guarantees involves constructing a *monotone concave upper approximation* (MCUA) of the expected revenue and welfare functions of the administrator (see Section 5.3 for more details on the MCUA) and analyzing the optimal solutions of the linear programs that optimize the corresponding MCUAs. Our results shed light on the benefits of using simple algorithms, e.g., variants of the greedy algorithm, and highlight the value of recruiting one additional security resource rather than expending computational effort in solving for the optimal administrator strategies that are NP-hard to compute.

Finally, since the revenue and welfare maximizing outcomes can differ significantly and, in particular, a revenue-maximization administrator objective can substantially hamper welfare, in Section 6, we extend our security game framework to incorporate contracts. In this contract game, a welfare-maximizing principal offers contracts to a revenue-maximizing administrator to compensate it for the welfare it contributes to the system. For this contract game, we show that our developed algorithmic approaches and theoretical guarantees for the earlier studied welfare and revenue maximization administrator objectives naturally carry forward in studying optimal administrator strategies. Moreover, we introduce a *dense-sampling* approach to compute a near-optimal solution to the principal’s problem of selecting an optimal contract to maximize its payoff. Finally, we present numerical experiments based on a case study of queue jumping in IPT services, which highlight the effectiveness of contracts in bridging the gap between welfare and revenue-maximizing outcomes.

In the appendix, we provide proofs and extensions of theoretical results omitted from the main text, present numerical implementation details along with additional numerical results, and highlight extensions of the model presented in this work, which opens directions for future work.

2 Related Literature

Game theory has served as a foundational paradigm in studying multi-agent systems wherein agents pursue their selfish interests [20]. Among the many successful applications of game theory, it has, in particular, gained traction in security applications, where the problem of protecting essential security resources is formulated as a game, wherein the objective of the security agency is to compute an optimal strategy to deploy its resources to prevent security breaches, given that the adversary will optimize its utility on observing this strategy. Security games have found many applications, including protecting security checkpoints at airports [21], protecting shipping ports [22], fare inspections in transit systems [23], and more recently, in green security contexts [24, 25, 26, 27]. For a more detailed review of the state-of-the-art on security games, see [9, 28].

While our work contributes to the security games literature and, more generally, to the literature on

using game theoretic approaches to mitigate fraud, our modeling framework, game structure, and solution methodology differs from prior works on security games in several ways. First, unlike classical security games, where adversaries typically have an allocation task of determining a utility-maximizing set of locations to target to perform security breaches, in our setting, the role of users (i.e., the adversaries) is to decide whether or not to commit fraud at their respective locations. Next, while we also consider mixed-strategy (or randomized) resource allocation policies of the administrator as in prior work on security games, we depart from much of the previous security games literature as we explicitly model fines that administrators levy on defaulting users. Consequently, given the differences in our modeling assumptions and game structure, rather than developing large-scale mixed-integer linear programs to compute equilibria as in past works on security games, we leverage the structure of the payoffs of the administrator and users induced by the fines in our setting to uncover novel geometric and structural insights and develop algorithms based on linear programming upper bounds with constant factor approximation guarantees.

Methodologically, our work aligns with the literature on approximation algorithms for NP-hard problems [29, 30, 31], as we also develop polynomial time algorithms that achieve a constant factor approximation to the optimal solutions that are NP-hard to compute. Moreover, our work contributes to the literature on beyond worst-case algorithm design by developing resource augmentation guarantees [32], wherein an algorithm’s performance is compared to the optimal solution handicapped with fewer resources. In particular, as has been demonstrated in several contexts [33, 34, 35], we obtain Bulow-Klemperer [36] style guarantees for our problem setting as we establish that simple greedy-like algorithms with one additional resource achieve the same or better performance in terms of maximizing revenue or welfare as the optimal solutions (which are NP-hard to compute) with no extra resources. Overall, our obtained guarantees for the developed greedy algorithms contribute to the broader literature on *simplicity versus optimality* in algorithm design [37, 38].

Our work is also related to *contract theory* [39, 40], which typically considers a principal-agent problem where a principal delegates a task to an agent who takes a (possibly) costly action, unobservable to the principal, that triggers a distribution over rewards [41, 42, 43, 44, 45, 46]. While we also study an optimal contract problem, unlike classical principal-agent models, we use contracts as a mechanism to bridge the gap between the revenue and welfare maximizing outcomes.

3 Model and Preliminaries

This section presents a model of our security game and introduces the strategies and payoffs of the administrator and users. For additional discussions of some of our modeling assumptions beyond those presented in this section, we refer to Appendix A.

3.1 Parameters of Security Game

We consider a security game where an administrator seeks to allocate a budget of R security resources (e.g., police officers) across a set of L locations susceptible to fraud and levies a fine of k against users found engaging in fraud. In this security game, each location $l \in L$ corresponds to a *type*, specified by a triple $\Theta_l = (\Lambda_l, d_l, v_l)$, where $\Lambda_l > 0$ denotes the number of users engaging in fraud, $d_l > 0$ corresponds to the benefit received by users who engage in fraud, and $v_l > 0$ represents the value or welfare to the administrator for allocating a security resource to mitigate fraud at location l . We note that the administrator’s welfare v_l can serve as a proxy to capture many possible administrator objectives, e.g., the total level of fraud at a given location that an administrator can mitigate or the extent of the negative externality imposed by fraudulent users on those not engaging in fraud.

To make our model more concrete, we now elucidate an example of a location’s type Θ_l in the context of queue jumping in intermediate public transport services. In this context, Λ_l corresponds to the number of users engaging in queue jumping at a mini-bus or share-taxi stand corresponding to a location l , d_l represents the monetary equivalent of the wait time that users save when engaging in queue jumping, and v_l can, for instance, represent the total fraud that the presence of a security resource at location l can prevent, given by $v_l = \Lambda_l d_l$, i.e., the total benefits that fraudulent users accrue, which is equal to the monetary equivalent of the additional wait time faced by non-defaulting users. As another example, a welfare function $v_l = x \Lambda_l d_l$ or $v_l = \Lambda_l (d_l)^x$ for some $x \geq 1$ can serve as a proxy to capture the fact that an administrator may place a higher value in reducing additional wait time of non-defaulting users. While many other formulations for the administrator’s welfare v_l can be used depending on the administrator’s goals in a specific context, for

generality, we subsume these different objectives into the term v_l to represent the value that the administrator places on allocating a security resource to mitigate fraud at location l .

Furthermore, for ease of exposition, in this section, we introduce the model in the deterministic setting when the type at each location is known to the administrator, a setting we study in Section 4. We then introduce and investigate the probabilistic setting wherein the administrator only knows the probability distribution from which each location’s type is drawn in Section 5.

3.2 Strategies of Administrator and Users

As in prior security games literature [9], we model our problem as a Stackelberg game, where an administrator (the leader) selects a strategy to allocate its available security resources to which the users (the followers) respond by deciding whether to engage in fraud. Here, we present the strategies of the administrator and users in our studied security game.

Administrator Strategy: We denote $\sigma = (\sigma_l)_{l \in L}$ as the resource allocation (mixed)-strategy of the administrator, where $\sigma_l \in [0, 1]$ denotes the probability with which a security resource is allocated to location l . The mixed strategy of the administrator satisfies the administrator’s resource budget, i.e., $\sum_{l \in L} \sigma_l \leq R$. For brevity of notation, we define the feasible set of the administrator’s mixed-strategy vector as $\Omega_R = \{\sigma = (\sigma_l)_{l \in L} : \sigma_l \in [0, 1] \text{ for all } l \in L \text{ and } \sum_{l \in L} \sigma_l \leq R\}$, where the subscript R represents the number of security resources available to the administrator.

User Strategy: In response to the administrator’s strategy σ , users at each location l decide whether to engage in fraud at that location. To model the strategy of users, we let $y_l(\sigma) \in [0, 1]$ denote the probability with which users at location l will engage in fraud, where the outcome $y_l(\sigma) = 1$ ($y_l(\sigma) = 0$) corresponds to a setting where users at location l do (do not) engage in fraud.

3.3 User and Administrator Objectives

In this work, we assume users to be utility maximizers, as is standard in the security games literature [23], and study the administrator’s resource allocation strategies under two objectives: (i) revenue maximization and (ii) welfare maximization. A revenue maximization objective aligns with the model of a selfish administrator, which is a standard assumption in prior work on security games [23] and closely resembles practice. For instance, in road traffic scenarios, police often place speed traps where users are likely to violate the speed limit even though other locations may be more accident-prone [47]. Moreover, a welfare maximization objective is a natural choice for an administrator seeking to, for instance, ensure it targets the locations most impacted by fraud.

We first elucidate the utility maximization problem of users, who at each location l are assumed to best respond to the administrator’s strategy σ . In particular, if the administrator allocates security resources to location l with probability σ_l , users at location l choose whether to engage in fraud based on whether the gains from committing fraud, given by $(1 - \sigma_l)d_l$, outweigh the risk of potential losses through fines, given by $\sigma_l k$. Then, the utility maximization problem of the users, given an administrator strategy σ , at a location l is given by:

$$\max_{y_l \in [0, 1]} U_l(\sigma, y_l) = y_l[(1 - \sigma_l)d_l - \sigma_l k]. \quad (1)$$

The above problem represents the *additional* gains to users at location l when engaging in fraud with probability y_l , where, without loss of generality, we normalize the utility of not engaging in fraud (which happens with probability $1 - y_l$) to zero.

Next, we elucidate the administrator’s welfare and revenue maximization problems.

Revenue Maximization: To elucidate the administrator’s revenue maximization problem, note that the revenue accrued under an administrator strategy σ at each location l is given by $\sigma_l y_l(\sigma) k \Lambda_l$, where $y_l(\sigma)$ represents the best-response of users at location l , given by the solution of Problem (1). In other words, if $y_l(\sigma) = 0$, i.e., users do not engage in fraud, the administrator collects no revenue from location l , while if $y_l(\sigma) > 0$, then the administrator levies a fine k on the Λ_l fraudulent users at location l , resulting in a revenue of $k \Lambda_l$ from those users. Then, the administrator’s revenue maximization problem is given by the following bi-level program:

$$\max_{\substack{\sigma \in \Omega_R \\ y_l(\sigma) \in [0,1], \forall l \in L}} Q_R(\sigma) = \sum_{l \in L} \sigma_l y_l(\sigma) k \Lambda_l, \quad (2a)$$

$$\text{s.t.} \quad y_l(\sigma) \in \arg \max_{y \in [0,1]} U_l(\sigma, y), \quad \text{for all } l \in L, \quad (2b)$$

where in the upper level problem the administrator deploys a strategy σ to maximize its revenue to which users best-respond by maximizing their utilities in the lower-level problem. Here, we express the administrator revenue $Q_R(\sigma)$ only as a function of σ and not the user strategy vector $\mathbf{y} = (y_l)_{l \in L}$ for notational simplicity, as the best-response function $y_l(\sigma)$ of users at each location l can itself be expressed as a function of the administrator's strategy σ , as given by Equation (2b). In the remainder of this work, we will clarify the formulation of $y_l(\sigma)$ based on context.

Welfare Maximization: To elucidate the administrator's welfare maximization problem, we first note that the welfare under an administrator strategy σ at each location l is given by $\sigma_l v_l + (1 - \sigma_l)(1 - y_l(\sigma))v_l = v_l - (1 - \sigma_l)y_l(\sigma)v_l$. In other words, the administrator accrues a value v_l if it allocates a resource to location l , as the presence of a security resource can prevent fraud at that location, but only accrues v_l with probability $1 - y_l(\sigma)$, i.e., the probability that users at location l do not engage in fraud given strategy σ , if it does not allocate a resource to location l . Then, defining the level of welfare not accrued by the administrator under a strategy σ with R resources as $W_R^-(\sigma) = \sum_{l \in L} (1 - \sigma_l)y_l(\sigma)v_l$, the administrator's welfare is given by $W_R(\sigma) = \sum_{l \in L} v_l - W_R^-(\sigma)$. Finally, since the term $\sum_{l \in L} v_l$ is a constant independent of σ , the welfare-maximizing strategy is equivalent to one that minimizes $W_R^-(\sigma)$ and can be computed using the following bi-level program:

$$\min_{\substack{\sigma \in \Omega_R \\ y_l(\sigma) \in [0,1], \forall l \in L}} W_R^-(\sigma) = \sum_{l \in L} (1 - \sigma_l)y_l(\sigma)v_l, \quad (3a)$$

$$\text{s.t.} \quad y_l(\sigma) \in \arg \max_{y \in [0,1]} U_l(\sigma, y), \quad \text{for all } l \in L, \quad (3b)$$

where the administrator employs a strategy that minimizes the objective $W_R^-(\sigma)$ in the upper level problem to which users best-respond by maximizing their utilities in the lower-level problem.

Having defined the administrator's and users' objectives, our *goal* is to find a tuple of strategies $(\sigma^*, (y_l(\sigma^*))_{l \in L})$ that solve the above-defined bi-level programs. Note that such a tuple of strategies constitutes an *equilibrium* of our security game corresponding to the respective administrator objectives. Moreover, we note that as the structure of the equilibrium best-response function $y_l(\sigma)$ takes on a simple form (see Section 4), analyzing equilibria in our security game reduces to studying the optimal administrator strategies, which will be the main focus for the remainder of this work.

4 Revenue and Welfare Maximization in Deterministic Setting

We begin with the study of our security game and the corresponding resource allocation strategies of the administrator under both revenue (Section 4.1) and welfare (Section 4.2) maximization objectives in the deterministic setting when the administrator knows each location's type.

4.1 Revenue Maximization

This section studies the administrator's revenue maximization problem and analyzes a greedy algorithm, shown in Algorithm 1, which allocates resources to locations in the descending order of their Λ_l values, where the total spending at each location l is no more than a threshold of $\frac{d_l}{d_l + k}$.

We show that Algorithm 1 achieves a revenue-maximizing outcome for the administrator.

Theorem 1 (Optimality of Greedy Algorithm for Revenue Maximization Setting). *Suppose that the administrator knows the type Θ_l at each location $l \in L$. Then, the allocation strategy corresponding to Algorithm 1 achieves a revenue-maximizing outcome, i.e., it solves Problem (2a)-(2b).*

Theorem 1's proof relies on the fact that, in the revenue maximization setting, given an administrator strategy σ , the best-response function $y_l(\sigma)$ of users, given by the solution of Problem (1), at each location

Algorithm 1: Greedy Algorithm for Administrator’s Revenue Maximization Objective

Input : Total Resource capacity R , Locations types $\Theta_l = (\Lambda_l, d_l, v_l)$ for all locations l
Order locations in descending order of Λ_l ;
for $l = 1, 2, \dots, |L|$ **do**
 $\sigma_l \leftarrow \min\{R, \frac{d_l}{d_l+k}\}$; Allocate the minimum of the remaining resources and $\frac{d_l}{d_l+k}$ to location l ;
 $R \leftarrow R - \sigma_l$; Update amount of remaining resources ;
end

l is given by a threshold policy:

$$y_l(\boldsymbol{\sigma}) = \begin{cases} 0, & \text{if } \sigma_l > \frac{d_l}{d_l+k}, \\ 1, & \text{otherwise.} \end{cases} \quad (4)$$

Notice that when $\sigma_l = \frac{d_l}{d_l+k}$, any $y_l(\boldsymbol{\sigma}) \in [0, 1]$ is a best-response for users at location l , i.e., users at location l are indifferent between engaging and not engaging in fraud. However, at the threshold $\sigma_l = \frac{d_l}{d_l+k}$, the administrator’s revenue is maximized when $y_l(\boldsymbol{\sigma}) = 1$ with any $y_l(\boldsymbol{\sigma}) < 1$ resulting in a strictly lower administrator revenue. Thus, in the revenue maximization setting, our security game has an equilibrium and, consequently, $y_l(\boldsymbol{\sigma})$ corresponds to a solution of the lower-level problem of the bi-level Program (2a)-(2b) if and only if $y_l(\boldsymbol{\sigma}) = 1$ when $\sigma_l = \frac{d_l}{d_l+k}$. We also note that selecting $y_l(\boldsymbol{\sigma}) = 1$ when $\sigma_l = \frac{d_l}{d_l+k}$ aligns with the notion of strong Stackelberg equilibria [48], where the ties of the followers (users) are broken to optimize the leader’s (administrator’s) payoff.

Equation (4) implies that if the probability of allocating resources to a location exceeds a threshold, users at that location will stop engaging in fraud as the risk of bearing the fines outweighs the gains from fraud. Given users’ best-response function in Equation (4), the revenue at each location as a function of the amount of resources allocated to that location is depicted in Figure 1 (left).

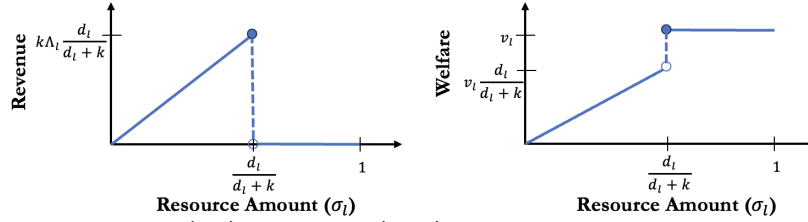


Figure 1: Depiction of the revenue (left) and welfare (right) as a function of the amount of resources allocated to a location l . The revenue increases up to a threshold on the resource spending, following which the revenue drops to zero. Analogously, the welfare increases linearly up to the same threshold on the resource spending at which the welfare has a jump discontinuity to the maximum welfare v_l achievable at that location. Any increase in the resource spending beyond this threshold results in no increase in the welfare. While users are indifferent between whether or not to engage in fraud at the threshold $\sigma_l = \frac{d_l}{d_l+k}$, revenue is maximized when $y_l(\boldsymbol{\sigma}) = 1$ (Equation (4)), while welfare is maximized when $y_l(\boldsymbol{\sigma}) = 0$ (see Section 4.2.1), aligning with the filled and open circles for the revenue (left) and welfare (right) maximization settings, respectively.

We now use users’ best response function in Equation (4) to complete the proof of Theorem 1.

Proof (Sketch) of Theorem 1. Leveraging Equation (4), Theorem 1’s proof relies on establishing that the bi-level Program (2a)-(2b) can be reduced to solving a linear program. The key observation to this reduction relies on the fact that it suffices to consider administrator strategies satisfying $\sigma_l \in [0, \frac{d_l}{d_l+k}]$ for all locations l , as allocating more than $\frac{d_l}{d_l+k}$ resources to any location will result in reduced revenues (see Figure 1), as $y_l(\boldsymbol{\sigma}) = 0$ when $\sigma_l > \frac{d_l}{d_l+k}$. We then leverage the structure of the linear program to show that Algorithm 1 that allocates resources to locations in the descending order of the Λ_l values achieves an optimal solution to this linear program. \square

For a complete proof of Theorem 1, see Appendix B.1. Theorem 1 is in contrast to general hardness results for solving bi-level programs, as it establishes that a simple greedy algorithm (Algorithm 1) computes

the administrator’s revenue-maximizing strategy, i.e., solves Problem (2a)-(2b), in polynomial time. In particular, Algorithm 1’s complexity is $O(|L| \log(|L|))$, since the complexity of sorting locations is $O(|L| \log(|L|))$ while that of iterating through the locations is linear in $|L|$.

4.2 Welfare Maximization

This section studies the administrator’s welfare maximization problem in the deterministic setting when the administrator knows each location’s type Θ_l . To this end, we first present several properties of the administrator’s welfare-maximizing strategy in Section 4.2.1. Then, we establish that computing the welfare-maximizing strategy is NP-hard (Section 4.2.2) and present a greedy algorithm with its associated approximation and resource augmentation guarantees (Section 4.2.3).

4.2.1 Properties of Welfare Maximizing Strategy

In this section, we present properties of the structure of the optimal solution of the administrator’s welfare-maximization problem, which play a pivotal role in establishing the hardness of solving Problem (3a)-(3b) (see Section 4.2.2) and analyzing the performance of the greedy algorithm to approximate the administrator’s welfare-maximizing strategy (see Section 4.2.3). To elucidate these properties, we first note in the welfare-maximization setting that the best-response function of users, given by the solution of Problem (1), at each location l given an administrator strategy σ is given by the following threshold policy:

$$y_l(\sigma) = \begin{cases} 0, & \text{if } \sigma_l \geq \frac{d_l}{d_l+k}, \\ 1, & \text{otherwise.} \end{cases} \quad (5)$$

As in the revenue maximization setting, we recall that when $\sigma_l = \frac{d_l}{d_l+k}$, any $y_l(\sigma) \in [0, 1]$ is a best-response for users at location l . However, at the threshold $\sigma_l = \frac{d_l}{d_l+k}$, the administrator’s welfare is maximized and equal to v_l when $y_l(\sigma) = 0$ with any $y_l(\sigma) > 0$ resulting in a strictly lower administrator welfare of $v_l - (1 - \sigma_l)y_l(\sigma)v_l$ at that location. Thus, in the welfare maximization setting, our security game has an equilibrium and, consequently, $y_l(\sigma)$ corresponds to a solution of the lower-level problem of the bi-level Program (3a)-(3b) if and only if $y_l(\sigma) = 0$ when $\sigma_l = \frac{d_l}{d_l+k}$. We note here that unlike the best response of users in the revenue-maximization setting, where $y_l(\sigma) = 1$ when $\sigma_l = \frac{d_l}{d_l+k}$, in the welfare maximization setting, we take $y_l(\sigma) = 0$ when $\sigma_l = \frac{d_l}{d_l+k}$. Such a difference in the outcomes is attributable to the nature of the revenue and welfare functions at each location l , as depicted in Figure 1, where the welfare increases to v_l once the probability of allocating resources to location l exceeds the threshold $\frac{d_l}{d_l+k}$ while the revenue drops to zero.

Given the best-response function of users at each location l , we now characterize several properties of the administrator’s welfare-maximizing strategy.

Proposition 1 (Properties of Welfare-Maximizing Strategy). *Suppose that users at each location best-respond using Equation (5). Then, there exists a solution $\tilde{\sigma}^*$ of Problem (3a)-(3b) satisfying:*

1. $\tilde{\sigma}_l^* \in [0, \frac{d_l}{d_l+k}]$ for all locations $l \in L$.
2. There exists a set L_1 with $\tilde{\sigma}_l^* = \frac{d_l}{d_l+k}$ for all $l \in L_1$, a set L_2 with $\tilde{\sigma}_l^* = 0$ for all $l \in L_2$, and at most one location l' with $\tilde{\sigma}_{l'}^* \in (0, \frac{d_{l'}}{d_{l'}+k})$, where L_1 , L_2 , and $\{l'\}$ are disjoint and $L_1 \cup L_2 \cup \{l'\} = L$.

Moreover, the administrator’s optimal welfare under the strategy $\tilde{\sigma}^*$ is: $W_R(\tilde{\sigma}^*) = \sum_{l \in L_1} v_l + \tilde{\sigma}_{l'}^* v_{l'}$.

The proof of the first claim in the proposition statement follows as spending more than $\frac{d_l}{d_l+k}$ at any location does not increase the welfare at that location (see right of Figure 1). The proof of the second claim follows from the linearity of the welfare function in the region $[0, \frac{d_l}{d_l+k})$ for all locations l . Together, both these claims in Proposition 1 establish that, without loss of generality, for the administrator’s welfare maximization problem, it suffices to restrict attention to administrator strategies where the total allocation of security resources σ_l at any location l does not exceed $\frac{d_l}{d_l+k}$ and where there is at most one location l' such that $\sigma_{l'} \in (0, \frac{d_{l'}}{d_{l'}+k})$. Consequently, the optimal welfare of the administrator takes a relatively simple form, as in the statement of the proposition. We refer to Appendix B.2 for a complete proof of Proposition 1.

4.2.2 NP-Hardness of Welfare Maximization

This section establishes that the problem of computing the administrator’s welfare-maximizing strategy is NP-hard.

Theorem 2 (NP-Hardness of Welfare Maximization). *The problem of computing the administrator’s welfare-maximizing strategy, i.e., solving Problem (3a)-(3b), is NP-hard.*

Proof (Sketch) of Theorem 2. We prove this result through a reduction from an instance of the partition problem, which consists of a sequence of numbers a_1, \dots, a_n with $\sum_{l \in [n]} a_l = A$ and involves the task of deciding whether there is some subset S_1 of numbers such that $\sum_{l \in S_1} a_l = \frac{A}{2}$.

We now construct an instance of the welfare maximization problem (WMP) with $n + 1$ locations, where the first n locations correspond to each number of the partition instance, where we define $v_l = a_l$ and let $\frac{d_l}{d_l+k} = \frac{a_l}{A}$ for all locations $l \in [n]$. We also consider a location $n + 1$ with $v_{n+1} = \max_{l \in [n]} v_l + \epsilon$ and $\frac{d_{n+1}}{d_{n+1}+k} = \frac{1}{2} + \delta$, where $\epsilon, \delta > 0$ are small constants. Finally, we let the number of resources $R = \frac{1}{2}$. We then show that a sequence of numbers correspond to a “Yes” instance of partition if and only if the optimal total welfare of the above defined WMP instance is at least $\frac{A}{2}$.

To prove the forward direction of this claim, for any “Yes” instance of partition with a set S such that $\sum_{l \in S} a_l = \frac{A}{2}$, we construct an allocation strategy σ such that $\sigma_l = \frac{a_l}{A}$ for all $l \in S$ and $\sigma_l = 0$ for all $l \in [n + 1] \setminus S$. We then verify that σ is feasible and achieves $W_R(\sigma) \geq \frac{A}{2}$.

To establish the reverse direction, we leverage Proposition 1 to show that the only way for both the upper bound resource constraint of $\frac{A}{2}$ and the lower bound welfare constraint of $\frac{A}{2}$ to be satisfied is if the location l' defined in the statement of Proposition 1 is such that $l' = \emptyset$. \square

For a complete proof of Theorem 2, see Appendix B.3. Theorem 2 establishes that Problem (3a)-(3b) cannot be solved in polynomial time unless $P = NP$. This result contrasts the polynomial time algorithm we developed in the revenue-maximization setting (see Theorem 1). We note that the NP-hardness of the welfare maximization setting stems from the fact that, unlike the revenue function, the administrator’s welfare function is discontinuous at $\sigma_l = \frac{d_l}{d_l+k}$ (see Figure 1).

4.2.3 Greedy Algorithm for Welfare Maximization

Given the impossibility of developing a polynomial time algorithm for the administrator’s welfare-maximization problem unless $P = NP$ (see Theorem 2), this section presents a computationally efficient algorithm to compute an administrator strategy with strong approximation guarantees to the optimal solution of Problem (3a)-(3b). In particular, we develop a variant of a greedy algorithm, described in Algorithm 2, to compute an allocation of resources that achieves at least half the welfare as the welfare-maximizing allocation. Moreover, we show that running the greedy algorithm with one additional resource, i.e., $R + 1$ resources, results in an outcome with at least the same welfare as the welfare maximizing outcome.

We begin by first presenting our algorithmic approach, which proceeds as follows. First, we order the locations in descending order of their *bang-per-buck* ratios, given by $\frac{v_l}{\frac{d_l}{d_l+k}} = \frac{v_l(d_l+k)}{d_l}$, and find the solution $\tilde{\sigma}$ corresponding to the greedy algorithm that allocates at most $\frac{d_l}{d_l+k}$ resources to each location l in descending order of their bang-per-buck ratios. We define the quantity $\frac{v_l}{\frac{d_l}{d_l+k}}$ as the bang-per-buck ratio as the total welfare received on allocating a fraction $\frac{d_l}{d_l+k}$ of resources to location l is given by v_l (see right of Figure 1). Next, we compute an allocation σ' corresponding to spending all the available resources at a single location that yields the highest welfare for the administrator. Finally, we return the resource allocation strategy between the two computed strategies $\tilde{\sigma}$ and σ' that achieves a higher administrator welfare. This procedure is formally presented in Algorithm 2.

A few comments about Algorithm 2 are in order. First, as with Algorithm 1, Algorithm 2 is computationally efficient with a running time of $O(|L| \log(|L|))$, which corresponds to the complexity of sorting the locations in descending order of $\frac{v_l(d_l+k)}{d_l}$, and the remaining steps of Algorithm 2 can be performed in linear time in the number of locations. Next, Algorithm 2, which orders locations based on their bang-per-buck ratios, resembles analogous algorithms from the literature on the knapsack problem, which is the problem of finding the value-maximizing subset of items of given sizes that fits within the capacity of a knapsack.

Algorithm 2: Greedy Algorithm for Administrator’s Welfare Maximization Objective

Input : Total Resource capacity R , Location Types $\Theta_l = (\Lambda_l, d_l, v_l)$ for all locations l

Step 1: Find Greedy Solution $\bar{\sigma}$:

Order locations in descending order of $\frac{v_l(d_l+k)}{d_l}$;

for $l = 1, 2, \dots, |L|$ **do**

$\tilde{\sigma}_l \leftarrow \min\{R, \frac{d_l}{d_l+k}\}$; Allocate the minimum of the remaining resources and $\frac{d_l}{d_l+k}$ to location l ;
 $R \leftarrow R - \tilde{\sigma}_l$; Update amount of remaining resources ;

end

Step 2: Find Solution σ' that Maximizes Welfare from Spending on Single Location

$\sigma^l \leftarrow \arg \max_{\sigma \in \Omega_R: \sigma_{l'}=0, \forall l' \neq l} W_R(\sigma)$, $\forall l$; Compute allocation σ^l maximizing welfare from only spending on l ;

$\sigma' \leftarrow \arg \max_{l \in L} W_R(\sigma^l)$;

Step 3: Return Solution with Higher Welfare: $\sigma_A^* \leftarrow \arg \max\{W_R(\bar{\sigma}), W_R(\sigma')\}$;

Despite the connection between Algorithm 2 and the knapsack literature, our problem setting differs from several well-studied variants of the knapsack problem. Unlike the 0-1 knapsack problem, wherein the decision space is binary, in our problem setting, the administrator’s decision space of mixed strategies is continuous. Moreover, unlike the fractional knapsack setting, which has a continuous decision space and where a greedy algorithm that allocates resources in descending order of the bang-per-buck ratios is optimal, in our setting, computing the administrator’s welfare maximizing strategy is NP-hard (Theorem 2).

Consequently, given the similarities and differences between the welfare maximization setting and the knapsack literature, we can interpret our studied welfare maximization problem as a novel variant of the knapsack problem. In particular, we can consider locations as items, whose value (or welfare) function increases linearly as a higher fraction of it is packed in the knapsack (i.e., as the probability of allocating resources to a location is increased) up to some threshold. At this location-specific threshold, $\frac{d_l}{d_l+k}$, which we interpret as the size of the item, the value function of the item has a jump discontinuity and equals the item’s value v_l , as depicted on the right of Figure 1. Note in the case when the fine $k = 0$, our studied welfare function has no jump discontinuity at $\frac{d_l}{d_l+k}$ (see Figure 1); thus, when $k = 0$, our welfare maximization problem reduces to a fractional knapsack problem that is solvable in polynomial time. Hence, the presence of fines in our security game introduces discontinuities in the administrator’s welfare function, which corresponds to the source of the NP-hardness of the welfare maximization Problem (3a)-(3b) (Theorem 2).

We now present the approximation guarantees of Algorithm 2 to the optimal welfare corresponding to the solution of Problem (3a)-(3b). Our first result establishes that Algorithm 2 achieves at least half the welfare as that corresponding to the welfare-maximizing allocation.

Theorem 3 (1/2 Approximation of Greedy Algorithm for Welfare Maximization). *Denote σ_A^* as the solution corresponding to Algorithm 2 and let σ^* be the welfare-maximizing allocation that solves Problem (3a)-(3b). Then, σ_A^* achieves at least half the welfare as σ^* , i.e., $W_R(\sigma_A^*) \geq \frac{1}{2}W_R(\sigma^*)$.*

For a detailed proof sketch and proof of Theorem 3, see Appendix B.4. The key insight in developing Algorithm 2 and establishing Theorem 3 despite the discontinuity in the welfare function (see Figure 1) is in recognizing that the administrator’s welfare-maximization objective can be upper bounded by the objective of a linear program that resembles a fractional knapsack optimization. Further, we note that the obtained approximation ratio of $\frac{1}{2}$ of Algorithm 2 aligns with the approximation guarantee of an analogous greedy algorithm for the NP-hard 0-1 knapsack problem. Yet, unlike the 0-1 knapsack problem for which there exists a polynomial-time approximation scheme (PTAS) using dynamic programming, extending this idea to the setting considered in this work is challenging due to the administrator’s continuous action space. We defer settling the question of whether a PTAS exists for the welfare maximization problem as a direction for future research.

Next, we show that if the administrator had an extra resource, i.e., $R + 1$ resources, then Algorithm 2 achieves a higher welfare than that of the welfare-maximizing outcome with R resources.

Theorem 4 (Resource Augmentation Guarantee for Welfare Maximization). *Denote σ_A^* as the solution corresponding to Algorithm 2 with $R + 1$ resources and let σ^* be the welfare-maximizing allocation that solves Problem (3a)-(3b) with R resources. Then, the total welfare under the allocation σ_A^* is at least that corresponding to the allocation σ^* , i.e., $W_{R+1}(\sigma_A^*) \geq W_R(\sigma^*)$.*

The proof of this result relies on much of the machinery developed in proving Theorem 3, and we present its proof in Appendix B.5. We note that the administrator only requires $R + \max_{l \in L} \frac{d_l}{d_l+k}$ resources to

obtain the guarantee in Theorem 4; however, we present the result with $R+1$ resources for ease of exposition. Theorem 4 highlights the benefit to administrators for recruiting one additional security resource (e.g., police officer) and applying a simple algorithm, i.e., Algorithm 2, rather than investing computational effort to solve the NP-hard welfare-maximization problem.

5 Revenue Maximization in Probabilistic Setting

In this section, we study the administrator’s revenue maximization objective in the probabilistic setting when the administrator only has distributional information on each location’s type. To this end, we first introduce the notation for the probabilistic setting and the administrator’s expected revenue maximization problem in Section 5.1. We then show that computing the administrator’s expected revenue maximizing strategy is NP-hard in Section 5.2 and present a variant of a greedy algorithm and its associated approximation ratio and resource augmentation guarantees in Section 5.3.

While we focus on the administrator’s revenue maximization objective in this section, our developed algorithmic ideas and corresponding guarantees naturally generalize to the administrator’s welfare maximization objective in the probabilistic setting, which we elucidate in Appendix C.

5.1 Model for Probabilistic Setting and Expected Revenue Maximization Objective

To model the probabilistic setting, we assume that the type Θ_l at each location l is drawn independently from some discrete probability distribution with finite support $(\Theta_l^i)_{i \in \mathcal{I}} = (\Lambda_l^i, d_l^i, v_l^i)_{i \in \mathcal{I}}$, where the support, defined by \mathcal{I} , satisfies $|\mathcal{I}| \in \mathbb{N}$. We define the probability that a location has a type Θ_l^i as q_l^i for all $i \in \mathcal{I}$. In other words, $\mathbb{P}(\Theta_l = \Theta_l^i) = q_l^i$ for all $i \in \mathcal{I}$, where $q_l^i \geq 0$ and $\sum_{i \in \mathcal{I}} q_l^i = 1$ for all locations $l \in L$. We also assume, without loss of generality, that each location’s types are ordered such that $\frac{d_l^1}{d_l^1+k} \leq \frac{d_l^2}{d_l^2+k} \leq \dots \leq \frac{d_l^{|\mathcal{I}|}}{d_l^{|\mathcal{I}|}+k}$.

In this setting, in line with Bayesian Stackelberg games [21], we assume that while users at each location know the realization of the type $i \in \mathcal{I}$ at that location, the administrator only knows the distribution of each location’s type. Consequently, denoting the best response of users corresponding to type i at location l as $y_l^i(\boldsymbol{\sigma})$, given an administrator strategy $\boldsymbol{\sigma}$, we formulate the following expected revenue maximization problem (ERMP) of the administrator:

$$\begin{aligned} \max_{\substack{\boldsymbol{\sigma} \in \Omega_R \\ y_l^i(\boldsymbol{\sigma}) \in [0,1], \forall l \in L, i \in \mathcal{I}}} Q_R(\boldsymbol{\sigma}) &= \sum_{i \in \mathcal{I}} q_l^i \sum_{l \in L} \sigma_l y_l^i(\boldsymbol{\sigma}) k \Lambda_l^i, & (6a) \\ \text{s.t.} \quad y_l^i(\boldsymbol{\sigma}) &\in \arg \max_{y \in [0,1]} U_l^i(\boldsymbol{\sigma}, y) = y[(1 - \sigma_l)d_l^i - \sigma_l k], \quad \text{for all } l \in L, i \in \mathcal{I}, & (6b) \end{aligned}$$

where in upper-level problem, the administrator uses a strategy $\boldsymbol{\sigma}$ that maximizes its expected revenue to which the users at each location best respond by maximizing their utilities in the lower-level problem based on the realized type at that location. As in the deterministic setting, we note that the best response of users is given by the threshold function

$$y_l^i(\boldsymbol{\sigma}) = \begin{cases} 0, & \text{if } \sigma_l > \frac{d_l^i}{d_l^i+k}, \\ 1, & \text{otherwise.} \end{cases} \quad (7)$$

We reiterate, as with the best response of users in the deterministic setting in Equation (4), that when $\sigma_l = \frac{d_l^i}{d_l^i+k}$, any $y_l^i(\boldsymbol{\sigma}) \in [0,1]$ is a best-response for users at a location l with type i . Yet, we let $y_l^i(\boldsymbol{\sigma}) = 1$ when $\sigma_l = \frac{d_l^i}{d_l^i+k}$ as it corresponds to the highest expected revenue outcome for the administrator (see Section 4.1 for a further discussion). Finally, due to the best-response function of users given by Equation (7), the resulting expected revenue at each location l as a function of the amount of resources allocated is both non-monotone and discontinuous at the resource amounts $\frac{d_l^i}{d_l^i+k}$ for all i , as is depicted in Figure 2 (left).

5.2 NP-Hardness of Probabilistic Setting

In the probabilistic setting, when the administrator only knows the distribution of location types, we show that computing the administrator’s expected revenue maximizing strategy is NP-hard.

Theorem 5 (NP-Hardness of Expected Revenue Maximization). *The problem of computing the administrator’s expected revenue maximizing strategy, i.e., solving Problem (6a)-(6b), is NP-hard.*

Proof (Sketch). We prove this result through a reduction from partition. In particular, given a partition instance with a sequence of numbers a_1, \dots, a_n , we now construct an ERMP instance with two types, i.e., where $|\mathcal{I}| = 2$, and n locations, where each number a_l corresponds to a location. In this setting, for ease of exposition, we drop the fine k from Objective (6a) as it is a uniform constant that applies to all locations l and types i . Then, we define: (i) $\frac{d_l^1}{d_l^1+k} = \frac{1}{2} \frac{a_l}{A}$, (ii) $\frac{d_l^2}{d_l^2+k} = \frac{a_l}{A}$, (iii) $q_l^1 \Lambda_l^1 = A \left(2^{\frac{\max_{l' \in [n]} a_{l'}}{a_l}} - 1 \right)$, and (iv) $q_l^2 \Lambda_l^2 = A \left(1 + \frac{2 \max_{l' \in [n]} a_{l'}}{a_l} \right)$ for all $l \in [n]$. Moreover, we let the number of resources $R = \frac{3}{4}$. Then, we claim that we have a “Yes” instance of partition if and only if the optimal expected revenue for this ERMP instance is at least $\frac{A}{2} + 2n \times \max_{l \in [n]} a_l$.

To prove the forward direction of this claim, for any “Yes” instance of partition with a set S such that $\sum_{l \in S} a_l = \frac{A}{2}$, we construct a resource allocation strategy σ such that $\sigma_l = \frac{a_l}{A}$ for all $l \in S$ and $\sigma_l = \frac{1}{2} \frac{a_l}{A}$ for all $l \in [n] \setminus S$. We then verify that σ is feasible and achieves $Q_R(\sigma) \geq \frac{A}{2} + 2n \times \max_{l \in [n]} a_l$.

To prove the reverse direction, we first show that when $R = \frac{3}{4}$ there exists an optimal administrator strategy $\tilde{\sigma}^*$ that satisfies $\tilde{\sigma}_l^* \geq \frac{d_l^1}{d_l^1+k}$ for all locations l . Leveraging this property and another structural property of the expected revenue-maximizing strategy of the administrator (see Appendix B.6) akin to that established in Proposition 1, we show that the administrator’s optimal strategy can only satisfy the resource constraint and achieve an expected revenue that is at least $\frac{A}{2} + 2n \times \max_{l \in [n]} a_l$, if there is some set $S' \subseteq [n]$, satisfying $\sum_{l \in S'} a_l = \frac{A}{2}$. \square

For a complete proof of Theorem 5, see Appendix B.6. Theorem 5 establishes that Problem (6a)-(6b) cannot be solved in polynomial time unless $P = NP$. This result contrasts the polynomial time algorithm we developed in the deterministic revenue maximization setting (see Theorem 1), as, while, for any location l , the administrator’s revenue function in the deterministic setting is continuous and monotone in the range $\sigma_l \in [0, \frac{d_l}{d_l+k}]$, the expected revenue function is discontinuous and non-monotone in the range $\sigma_l \in [0, \frac{d_l^{|\mathcal{I}|}}{d_l^{|\mathcal{I}|}+k}]$ (see Figure 2), even when the number of types $|\mathcal{I}| = 2$.

We note that the fundamental challenge in developing both our hardness results, i.e., for deterministic welfare maximization (Theorem 2) and expected revenue maximization (Theorem 5), lies in constructing the right instances or *gadgets* to achieve our desired reductions, which we develop leveraging the structural properties of the respective problem settings. For example, in the welfare maximization setting, our reduction crucially relies on Proposition 1, and, hence, the discontinuity of the welfare function at $\sigma_l = \frac{d_l}{d_l+k}$. Analogously, in the expected revenue maximization setting, our reduction leverages the non-monotonicity of the expected revenue function.

5.3 Greedy Algorithm for Expected Revenue Maximization

Given the impossibility of developing a polynomial time algorithm for the administrator’s expected revenue maximization problem unless $P = NP$ (see Theorem 5), this section develops a computationally efficient algorithm to compute an administrator strategy and presents its associated approximation ratio and resource augmentation guarantees, akin to that for the welfare maximization problem in the deterministic setting (see Section 4.2.3), to the solution of Problem (6a)-(6b).

To motivate our algorithmic approach, we first note that the difficulty in solving Problem (6a)-(6b) is attributable to the non-monotonicity and discontinuity of the expected revenue function at the resource amounts $\frac{d_l^i}{d_l^i+k}$ for all i due to the best-response Problem (7) of users, an example of which is depicted in Figure 2 for a setting with five types (i.e., $|\mathcal{I}| = 5$). Given this difficulty of directly optimizing the expected revenue function, we define its upper bound, which we term the *monotone concave upper approximation* (MCUA), that is tractable to compute. To develop this approximation, we first define a piece-wise linear

upper bound of the expected revenue function that connects the origin $(0, 0)$ to its points of discontinuity, as depicted by the green curve in Figure 2 (center). While this upper bound is continuous, it may be non-monotone and non-concave. Thus, we finally construct the MCUA of the expected revenue function by *concavifying* this upper bound and only retaining the portions of this concave upper bound where the expected revenue is (strictly) increasing in the resources allocated, as depicted by the orange line in Figure 2 (right).

Since the MCUA of the expected revenue function for each location l is piece-wise linear (e.g., see right of Figure 2), we characterize it via a set \mathcal{S} corresponding to the set of all piece-wise linear *segments* of this MCUA across all locations. We associate each segment $s \in \mathcal{S}$ with a triple (l_s, c_s, x_s) , where l_s represents the location corresponding to segment s , c_s corresponds to its slope, and x_s represents its horizontal width, i.e., resource requirement, as depicted on the right in Figure 2.

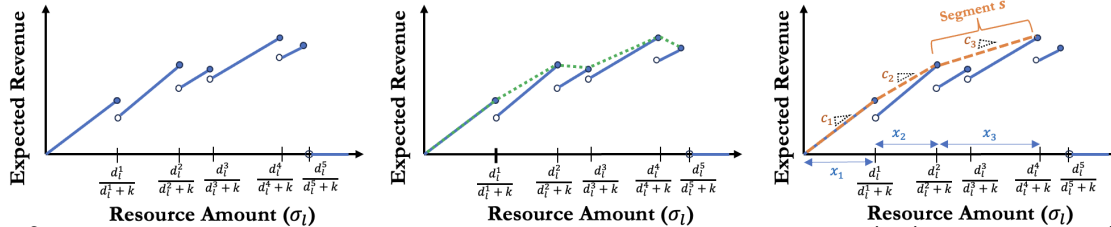


Figure 2: Depiction of an example of the expected revenue from spending on a location l (left), its upper bound (center), and its corresponding MCUA (right) for a setting with five types. For the MCUA of the expected revenue function, there are three segments s for location l with corresponding slopes c_s and widths x_s .

Having introduced the notion of the MCUA of the expected revenue function, we now elucidate our algorithmic approach, presented in Algorithm 3, which involves two key steps. First, rather than directly optimizing the administrator’s expected revenue, an NP-hard problem (see Theorem 5), we optimize its corresponding MCUA using a greedy-like procedure. In particular, we order the segments of the MCUA of the expected revenue function in the set \mathcal{S} in the descending order of the slopes c_s and allocate at most x_s to each segment in the descending order of the slopes of the MCUA of the expected revenue function. Our greedy procedure results in an allocation $\tilde{\sigma}$ and terminates when a segment’s resource requirement x_s exceeds the available resources.¹ Next, we compute an allocation σ' corresponding to spending all the available resources at a single location that yields the highest expected revenue for the administrator. Finally, we return the resource allocation strategy between the two computed strategies $\tilde{\sigma}$ and σ' that achieves a higher expected revenue. While we focus on discrete distributions, we note that Algorithm 3 along with the approach of generating a piece-wise linear MCUA of the expected revenue function can also be applied to continuous probability distributions (see Appendix G).

We now present the main results of this section, which establish the approximation guarantees of Algorithm 3 to the optimal solution of Problem (6a)-(6b). Our first result establishes that Algorithm 3 achieves at least half the expected revenue as that corresponding to the solution of Problem (6a)-(6b).

Theorem 6 (1/2 Approximation for Expected Revenue Maximization). *Denote σ_A^* as the allocation corresponding to Algorithm 3 and let σ^* be the solution of Problem (6a)-(6b) with $R \geq 1$ resources. Then, σ_A^* achieves at least half the expected revenue as σ^* , i.e., $Q_R(\sigma_A^*) \geq \frac{1}{2}Q_R(\sigma^*)$.*

The crux of establishing Theorem 6 involves showing that optimizing the MCUA of the expected revenue function can be reduced to solving a linear program and that an analogous greedy-like process to that in Step 1 of Algorithm 3 achieves the optimal solution of this linear program. We note that this linear program is different from the fractional knapsack linear program to prove Theorem 3 in the welfare maximization setting, as, unlike the welfare function in the deterministic setting, the MCUA of the expected revenue function at each location is piece-wise linear with (potentially) multiple segments with differing slopes. For a proof of Theorem 6, see Appendix B.7.

Next, we show that if the administrator had an extra resource, i.e., $R + 1$ resources, then Algorithm 3 achieves at least the same revenue as the expected revenue maximizing outcome with R resources.

¹We terminate our greedy procedure at the point in the algorithm when a segment’s resource requirement x_s exceeds the available resources, as the expected revenue function is non-monotone in the resources allocated, and the MCUA, by construction, is only guaranteed to coincide with the expected revenue function at each location l at the points where the resources allocated equal $\frac{d_i^i}{d_i^i+k}$ for some values of i (e.g., see Figure 2).

Algorithm 3: Greedy Algorithm for Administrator’s Expected Revenue Maximization Objective

Input : Total Resource capacity R , Location Types $\Theta_l^i = (\Lambda_l^i, d_l^i, v_l^i)$ for all locations l and types i

Output: Resource Allocation Strategy σ_A^*

Step 1: Greedy Allocation Based on Slopes of MCUA of Expected Revenue Function:

Generate MCUA of the expected revenue function for each location l ;

$\tilde{S} \leftarrow$ Ordered list of segments s across all locations of this MCUA in descending order of slopes c_s ;

Initialize allocation strategy $\tilde{\sigma} \leftarrow \mathbf{0}$;

for segment $s \in \tilde{S}$ **do**

if $x_s \leq R$ **then**

$\tilde{\sigma}_{l_s} \leftarrow \tilde{\sigma}_{l_s} + x_s$; Allocate x_s to location l_s ;

$R \leftarrow R - x_s$; Update amount of remaining resources ;

else

break ; Only allocate resources if $x_s \leq R$

end

end

Step 2: Find Solution σ' that Maximizes expected revenue from spending on Single Location:

$\sigma^l \leftarrow \arg \max_{\sigma \in \Omega_R: \sigma_{l'}=0, \forall l' \neq l} Q_R(\sigma)$ for all locations l ;

$\sigma' \leftarrow \arg \max_{l \in L} Q_R(\sigma^l)$;

Step 3: Return Solution with a Higher Expected Revenue: $\sigma_A^* \leftarrow \arg \max\{Q_R(\tilde{\sigma}), Q_R(\sigma')\}$;

Theorem 7 (Resource Augmentation Guarantee for Expected Revenue Maximization). *Denote σ_A^* as the solution corresponding to Algorithm 3 with $R + 1$ resources and let σ^* be the expected revenue maximizing allocation that solves Problem (6a)-(6b) with R resources. Then, the total revenue under the allocation σ_A^* is at least that corresponding to σ^* , i.e., $Q_{R+1}(\sigma_A^*) \geq Q_R(\sigma^*)$.*

The proof of Theorem 7, as with that of Theorem 6, relies on the fact that a greedy-like process akin to step one of Algorithm 3 optimizes the MCUA of the expected revenue function. For a complete proof of Theorem 7, see Appendix B.8. Akin to Theorem 4, we note that the administrator only requires $R + \max_{i \in \mathcal{I}} \max_{l \in L} \frac{d_l^i}{d_l^i + k}$ resources to obtain the guarantee in Theorem 7; however, we present the result with $R + 1$ resources for ease of exposition. Theorem 7 highlights the benefit to administrators for recruiting one additional security resource (e.g., police officer) and applying a simple algorithm, i.e., Algorithm 3, that relies on computing a tractable MCUA of the expected revenue function rather than investing computational effort to solve the NP-hard Problem (6a)-(6b).

6 Contracts to Bridge Revenue and Welfare Maximization

Thus far, we have studied our security game under the revenue and welfare maximization administrator objectives. While a welfare maximization objective captures an idealized representation of administrator behavior, in practice, an administrator often seeks to maximize revenues, which usually compromises the system’s welfare (see Appendix F for experiments depicting the contrast in the revenue and welfare maximization outcomes). For instance, in road traffic scenarios, police often place speed traps to collect fines and increase revenues at locations where users are likely to violate the speed limit even though other locations may be more accident-prone [47].

To address this concern of the gulf between the revenue and welfare maximization outcomes, in this section, we extend our security game framework to incorporate *contracts*, wherein a revenue-maximizing administrator is compensated for the welfare it contributes to the system. Section 6.1 introduces the contract framework and studies equilibria in the associated contract game. Then, Section 6.2 presents numerical experiments highlighting the efficacy of contracts in bridging the gap between the welfare and revenue maximization outcomes.

6.1 Contract Framework

We consider a contract game between three players: (i) a welfare-maximizing *principal*, (ii) a revenue-maximizing administrator, and (iii) fraudulent users at different locations in a system.² In our contract game, a welfare-maximizing principal offers a contract, specified by a parameter $\alpha \in [0, 1]$, to a revenue-maximizing administrator, where the contract level determines the payment made by the principal to the

²To distinguish between a principal and an administrator, we can, for instance, interpret the principal as the government maximizing welfare and the administrator as a police department within the government maximizing its own revenues.

administrator as a proportion of the total welfare it contributes to the system. In particular, the principal selects the contract level $\alpha \in [0, 1]$ to optimize its payoff, given by the difference between the welfare accrued and the total payments it makes to the administrator, to which the administrator best responds by choosing a revenue-maximizing strategy $\sigma(\alpha)$, which can be computed via the following bi-level program:

$$\max_{\substack{\sigma \in \Omega_R \\ y_l(\sigma) \in [0,1], \forall l \in L}} Q_R(\sigma) + \alpha W_R(\sigma), \quad (8a)$$

$$\text{s.t.} \quad y_l(\sigma) \in \arg \max_{y \in [0,1]} U_l(\sigma, y), \quad \text{for all } l \in L. \quad (8b)$$

In the upper level problem, the administrator selects a strategy $\sigma(\alpha)$ to maximize its total revenue to which users best respond by maximizing utilities in the lower-level problem. Note here that, in our contract game, since the principal gives α fraction of the total welfare accrued to the administrator, the administrator's objective of maximizing revenues corresponds to Equation (8a), which represents the sum of the fines collected by the administrator from allocating its security resources and the payment it receives from the principal for its contribution to the system's welfare. The corresponding payoff of the principal, given a contract level α and the administrator strategy $\sigma(\alpha)$, as given by the solution of Problem (8a)-(8b), is thus given by $(1 - \alpha)W_R(\sigma(\alpha))$.

An equilibrium of our contract game is specified by a triple $(\alpha^*, \sigma(\alpha^*), (y_l(\sigma(\alpha^*)))_{l \in L})$, where $(\sigma(\alpha^*), (y_l(\sigma(\alpha^*)))_{l \in L})$ represent the solutions of the bi-level Program (8a)-(8b) given parameter α^* , which the principal selects to maximize its payoff $(1 - \alpha)W_R(\sigma(\alpha))$. In the following, we first note that our earlier developed algorithmic approaches and theoretical guarantees in the revenue and welfare maximization settings naturally apply in studying the administrator and user strategies, i.e., the solution of Problem (8a)-(8b), given any contract $\alpha \in [0, 1]$. Then, we present a dense-sampling approach to compute a near-optimal solution to the principal's problem of selecting a contract $\alpha \in [0, 1]$ that maximizes its payoff $(1 - \alpha)W_R(\sigma(\alpha))$.

Administrator and User Strategies: In studying the equilibrium strategies of the administrator and users, we first note that solving Problem (8a)-(8b) is, in general, NP-hard, which follows from an analogous reduction to that in the proof of Theorem 2 (see Appendix D). Thus, we develop an algorithm, which we henceforth refer to as *Contract-Greedy*, akin to the greedy algorithms developed in the earlier studied revenue and welfare maximization settings, to compute an administrator strategy in our contract game for any contract $\alpha \in [0, 1]$. For instance, in the deterministic setting when the administrator knows each location's type, *Contract-Greedy* (see Algorithm 6 in Appendix D) is akin to Algorithm 2 in the welfare maximization setting other than in the process of sorting locations, as the administrator in our contract game, maximizes a linear combination of the revenue and welfare objectives. Moreover, since the administrator maximizes a linear combination of the revenue and welfare objectives, our earlier developed approximation ratio and resource augmentation guarantees also extend to this contract game. Thus, as many of the ideas developed in earlier sections apply in studying optimal administrator strategies in our contract game, for brevity, we defer the details of the algorithm, *Contract-Greedy*, and its guarantees to Appendix D.

Principal's Strategy: Thus far, we have studied the strategies of the administrator and users given a contract α . We now consider the principal's problem of selecting a contract $\alpha \in [0, 1]$ to maximize its payoff $(1 - \alpha)W_R(\sigma(\alpha))$. To this end, since obtaining an exact functional form of the welfare $W_R(\sigma(\alpha))$ for all contracts $\alpha \in [0, 1]$ is challenging, we present a *dense-sampling* method to compute a near-optimal solution to the principal's payoff maximization problem. In particular, consider the solutions $\sigma(\alpha)$ of the bi-level Program (8a)-(8b) for α taken from a finite set $\mathcal{A}_s = \{0, s, 2s, \dots, 1\}$ for some step-size $s \in (0, 1)$. We then evaluate the total welfare of each of the solutions $\sigma(\alpha)$ for $\alpha \in \mathcal{A}_s$ and return the value α_s^* from this discrete set that results in the highest payoff to the principal, i.e., $(1 - \alpha_s^*)W_R(\sigma(\alpha_s^*)) \geq (1 - \alpha)W_R(\sigma(\alpha))$ for all $\alpha \in \mathcal{A}_s$.³

We now show that applying the above dense-sampling procedure approximately maximizes the principal's payoff across all contract parameters $\alpha \in [0, 1]$, when the administrator strategy, given any parameter α , corresponds to the optimal solution of the bi-level Program (8a)-(8b).

³Methods beyond dense sampling, e.g., gradient-based methods [49], can also be used; however, we use dense sampling, as it is computationally tractable when optimizing over a single variable and achieves the guarantee in Theorem 8.

Theorem 8 (Near-Optimality of Dense Sampling). *Let $\alpha^* \in [0, 1]$ be the principal’s payoff maximizing contract and $\alpha_s^* \in \mathcal{A}_s$ be the contract computed through dense-sampling. Further, given any α , let $\sigma(\alpha)$ be the solution of Problem (8a)-(8b). Then, for a step-size $s \leq \frac{\epsilon}{\sum_l v_l}$, the loss in the principal’s payoff through dense sampling is bounded by ϵ , i.e., $(1 - \alpha^*)W_R(\sigma(\alpha^*)) \leq (1 - \alpha_s^*)W_R(\sigma(\alpha_s^*)) + \epsilon$.*

The challenge in establishing Theorem 8 is that the welfare $W_R(\sigma(\alpha))$ is, in general, not continuous in α (e.g., the welfare function is discontinuous at $\sigma_l = \frac{d_l}{d_l+k}$ for any location l , as depicted in Figure 1). Thus, the key idea in proving this result involves showing that the welfare $W_R(\sigma(\alpha))$ is monotonically (non)-decreasing in α . For a complete proof of Theorem 8, see Appendix E.

The near-optimality of dense sampling, more generally, applies beyond administrator strategies corresponding to the solution of Problem (8a)-(8b) and, in particular, holds for any strategy $\tilde{\sigma}(\alpha)$ such that the welfare $W_R(\tilde{\sigma}(\alpha))$ is monotonically non-decreasing in α (see Appendix E.1). For instance, this monotonicity condition is satisfied by the solution computed using *Contract-Greedy* under a correlation assumption on the valuations v_l and the welfare bang-per-buck ratios $\frac{v_l(d_l+k)}{d_l}$ (see Appendix E.1). Moreover, we observe from our experiments in Section 6.2 that the welfare corresponding to the strategies computed using *Contract-Greedy* is non-decreasing in α .

6.2 Numerical Experiments

This section studies our contract game through numerical experiments based on a case study of queue jumping in IPT services (see Section 1.1) in Mumbai, India. In the following, we present model parameters for our experiment and results demonstrating the variation in the welfare accrued by a revenue-maximizing administrator for different model parameters as the contract level α is varied.

Model Parameters: We consider a problem instance with $L = 448$ locations, representing the locations to hail the IPT service in Mumbai [50]. We assume that each location l has one type, i.e., $|\mathcal{Z}| = 1$, where the number of fraudulent users Λ_l are exponentially distributed with rate 80, i.e., $\Lambda_l \sim \text{Exp}(80)$ for all l , and the benefits d_l from engaging in fraud are exponentially distributed with rate 20, i.e., $d_l \sim \text{Exp}(20)$ for all l . Moreover, we vary the number of resources $R \in \{1, 2, \dots, 30\}$, the fine $k \in \{50, 100, \dots, 500\}$, and consider a welfare function given by $v_l = \Lambda_l(d_l)^x$ (see Section 3.1) for x lying in the range $\{1, 1.25, 1.5, 1.75, 2\}$ for all locations l . For a detailed overview of the motivations behind the choice and calibration of our model parameters, we refer to Appendix F.

Results: Figure 3 depicts the variation in the welfare achieved by the allocation corresponding to *Contract-Greedy* as the contract α is varied as a fraction of the welfare achieved using Algorithm 2 in the welfare maximization setting for different model parameters. In the left of Figure 3, we fix the fine to $k = 500$ and the number of resources $R = 10$ and vary the exponent x of the welfare function $v_l = \Lambda_l(d_l)^x$. Analogously, in the center of Figure 3, we fix the welfare function $v_l = \Lambda_l(d_l)^{1.25}$ and the fine $k = 500$, with each curve corresponding to a different number of resources R . Finally, the right of Figure 3 depicts curves for different fines, where the welfare function $v_l = \Lambda_l(d_l)^{1.25}$ and the number of resources $R = 15$. For the results in Figure 3, we consider the contract α to be chosen from a discrete set between zero and one with 0.05 increments, i.e., the step-size $s = 0.05$.

From Figure 3, we first observe that regardless of the model parameters, the welfare corresponding to an administrator strategy computed using *Contract-Greedy* is monotonically non-decreasing in the contract α . Such a monotonic relation aligns with the proof of Theorem 8 and is natural as a higher contract α implies that the administrator is compensated more for the welfare it contributes. Further, we note from Figure 3 that the revenue-maximizing solution, corresponding to $\alpha = 0$, achieves only a small fraction of the welfare achieved using Algorithm 2 in the welfare maximization setting, suggesting that the administrator’s revenue and welfare maximization goals can often be at odds. However, for most tested parameters, an appropriately chosen contract α can recover a majority of the welfare achieved by Algorithm 2. For instance, when $v_l = \Lambda_l(d_l)^{1.25}$, a contract of 0.5 maximizes the principal’s payoff and achieves about 86% of Algorithm 2’s welfare.

Next, we note from Figure 3 (left) that as we increase the exponent x of the welfare function $v_l = \Lambda_l(d_l)^x$, the fraction of the welfare achieved by the allocation computed using *Contract-Greedy* to that achieved by Algorithm 2 increases for each contract α . Such a relation naturally follows as the welfare term in the administrator’s Objective (8a) increasingly dominates the revenues from the collected fines at each location with an increase in the exponent of the welfare function. Consequently, from the left of Figure 3, our

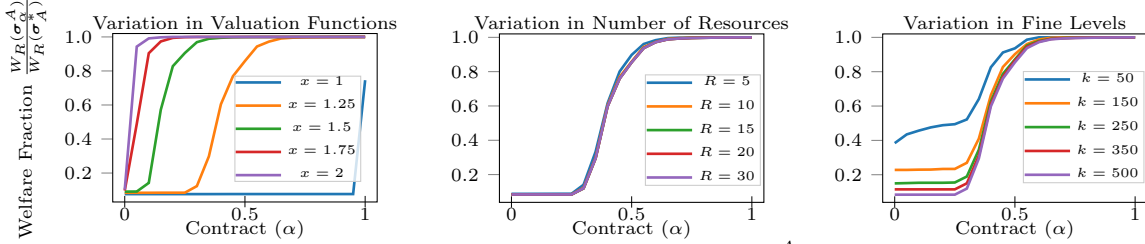


Figure 3: Variation in the fraction of the welfare achieved by the strategy σ_α^A computed using *Contract-Greedy* to that achieved by the strategy σ_A^* corresponding to Algorithm 2 as the contract level α is varied for different welfare functions $v_l = \Lambda_l(d_l)^x$ (left), number of resources R (center), and fines k (right).

results, for the studied welfare functions with an exponent $x > 1$, demonstrate that using even small values of the contract α can recover most of the system welfare, thus bridging the gap between the welfare and revenue-maximizing outcomes.

Further, the fraction of the welfare achieved by the strategy computed using *Contract-Greedy* to that achieved by Algorithm 2 in the welfare maximization setting for any contract α (i) remains nearly constant regardless of the number of resources (center of Figure 3) and (ii) increases for lower fines (right of Figure 3). Such a result holds as while varying the number of resources R does not influence any property of the locations, e.g., a location’s type $\Theta_l = (\Lambda_l, d_l, v_l)$ is independent of R , changing fines impacts the threshold $\frac{d_l}{d_l+k}$ at each location l at which the revenue and welfare functions have a jump discontinuity (see Figure 1). Consequently, while our greedy-like algorithms are not influenced by a change in the number of resources other than that the algorithms either terminate sooner or later depending on the number of resources, a change in the fine influences our algorithms’ outcomes as the locations are sorted in a (potentially) different order for each fine k .

Moreover, Figure 3 (right) implies that at lower fines, the allocation computed using *Contract-Greedy* recovers a higher proportion of the welfare compared to that achieved using Algorithm 2 in the welfare maximization setting. Such a result holds, as at lower fines, an administrator maximizing Objective (8a) is more likely to optimize welfare as the compensation it receives from the principal outweighs its low fine collections. Thus, Figure 3 (right) highlights that setting high fines can be detrimental to the system’s welfare in the presence of a revenue-maximizing administrator. Such a result thus highlights the value of setting low to moderate fines, as often happens in practice, in deterring an administrator from solely maximizing revenues through the collected fines and instead incorporating welfare maximization in its objective even at low contract levels α .

Overall, our results present several sensitivity relations that elucidate the impact of the welfare function v_l , number of resources R , and fine k on the welfare achieved in the system using *Contract-Greedy* for different contract parameters α . Moreover, our results highlight the effectiveness of contracts in bridging the gap between the welfare and revenue maximization administrator objectives. For a further discussion and analysis of the results in Figure 3, we refer to Appendix F.3.

7 Conclusion and Future Work

In this work, we studied the problem of policing and monitoring fraudulent activities at potentially susceptible nodes or locations in a system as a security game between an administrator and fraudulent users. Motivated by several real-world settings where fraudulent and illegal activities by certain groups of users are prevalent (see Section 1.1), we introduced a model of a security game wherein the administrator can deploy a budget of security resources across locations and levy fines against users found engaging in illegal activities. We studied our security game under both welfare and revenue maximization administrator objectives. In both settings, we showed that, in general, the problem of computing the optimal resource allocation strategy of the administrator is NP-hard, and we developed greedy-like algorithms for both administrator objectives with associated approximation ratio and resource augmentation guarantees. Finally, given that the revenue and welfare-maximizing outcomes of the administrator can differ significantly from each other, we presented a framework inspired by contract theory that helps ensure that a revenue-maximizing administrator incorporates welfare maximization as part of its objective when allocating security resources. Beyond extending our theoretical results in the welfare and revenue maximization settings to the contract framework, we also

presented numerical experiments based on a real-world application case of intermediate public transport services in Mumbai, India. Our numerical results validated our theoretical insights and highlighted the effectiveness of using contracts in bridging the gap between the revenue and welfare-maximizing outcomes of the administrator.

There are several future research directions. First, it would be interesting to investigate whether our greedy algorithms achieve the best approximation ratios for the studied problem setting or if algorithms with improved approximation guarantees can be derived, e.g., a PTAS. Next, while we studied the probabilistic setting, where the administrator knows the distribution of each location’s type, it would be interesting to study a repeated game setting where the administrator learns these distributions. Finally, it would be worthwhile to explore more properties of our contract framework and develop (and compare) other alternative formulations to incentivize a revenue-maximizing administrator to incorporate welfare in its objective. For further directions of future research, we refer to Appendix G, where we present several extensions of the model studied in this work.

Acknowledgements

This work was supported by the Stanford Interdisciplinary Graduate Fellowship (SIGF).

References

- [1] Andreas Bjerre-Nielsen, Lykke Sterll Christensen, Mikkel Host Gandil, and Hans Henrik Sievertsen. Playing the system: address manipulation and access to schools. Papers 2305.18949, arXiv.org, May 2023.
- [2] Philippe Askenazy, Thomas Breda, Flavien Moreau, and Vladimir Pecheu. Do French companies under-report their workforce at 49 employees to get around the law? PSE Working Papers halshs-03828729, HAL, March 2022.
- [3] Andrew Estornell, Sanmay Das, and Yevgeniy Vorobeychik. Incentivizing truthfulness through audits in strategic classification. *Proceedings of the AAAI Conference on Artificial Intelligence*, 35(6):5347–5354, May 2021.
- [4] Andrew Estornell, Yatong Chen, Sanmay Das, Yang Liu, and Yevgeniy Vorobeychik. Incentivizing recourse through auditing in strategic classification. In Edith Elkind, editor, *Proceedings of the Thirty-Second International Joint Conference on Artificial Intelligence, IJCAI-23*, pages 400–408. International Joint Conferences on Artificial Intelligence Organization, 8 2023. Main Track.
- [5] Eduardo Perez-Richet and Vasiliki Skreta. Fraud-proof non-market allocation mechanisms. Technical report, Working paper, 2023.
- [6] Taylor Lundy, Alexander Wei, Hu Fu, Scott Duke Kominers, and Kevin Leyton-Brown. Allocation for social good: Auditing mechanisms for utility maximization. In *Proceedings of the 2019 ACM Conference on Economics and Computation*, EC ’19, page 785–803, New York, NY, USA, 2019. Association for Computing Machinery.
- [7] Lee Bolton. Manipulation of the waitlist priority of the organ allocation system through the escalation of medical therapies. *OPTN/UNOS EthicsCommittee*, 2018.
- [8] Benjamin J McMichael. Stealing organs? *Ind. LJ*, 97:135, 2022.
- [9] Milind Tambe. *Security and game theory: algorithms, deployed systems, lessons learned*. Cambridge university press, 2011.
- [10] Robert Cervero. *Informal transport in the developing world*. UN-HABITAT, 2000.
- [11] Robert Cervero and Aaron Golub. Informal transport: A global perspective. *Transport Policy*, 14(6):445–457, 2007.
- [12] Andreas Neumann, Daniel Röder, and Johan W. Joubert. Toward a simulation of minibuses in south africa. *Journal of Transport and Land Use*, 8(1):137–154, 2015.
- [13] Ilan Salomon and Lionel Silman. Scheduled bus and sherut taxi operation in israel. *Transportation Research Part B: Methodological*, 19(3):259–264, 1985.

- [14] F Zwick. *Analysis and simulation of Santiago de Chile’s colectivo system*. PhD thesis, Bachelor’s thesis. TU Berlin, 2017.
- [15] Ravi Gadapalli. Role of intermediate public transport in indian cities. *Economic and Political Weekly*, 51(9):46–49, 2016.
- [16] Rupa Subramanya. Economics journal: Stupid taxi rules in mumbai. <https://www.wsj.com/articles/BL-IRTB-16187>, Jul 2012. [Accessed: 2024-01-14].
- [17] Chris Wood. The art of queue-jumping on hong kong trams. <https://www.scmp.com/magazines/post-magazine/short-reads/article/2106273/art-queue-jumping-hong-kong-trams>, 2017. [Accessed: 2024-02-09].
- [18] Yongbin Li, Jing Xu, Fang Wang, Bin Wang, Liqun Liu, Wanli Hou, Hong Fan, Yeqing Tong, Juan Zhang, and Zuxun Lu. Overprescribing in china, driven by financial incentives, results in very high use of antibiotics, injections, and corticosteroids. *Health affairs*, 31(5):1075–1082, 2012.
- [19] Yan S Kim, Eric C Kleerup, Patricia A Ganz, Ninez A Ponce, Karl A Lorenz, and Jack Needleman. Medicare payment policy creates incentives for long-term care hospitals to time discharges for maximum reimbursement. *Health Affairs*, 34(6):907–915, 2015.
- [20] Drew Fudenberg and Jean Tirole. *Game theory*. MIT press, 1991.
- [21] James Pita, Manish Jain, Janusz Marecki, Fernando Ordóñez, Christopher Portway, Milind Tambe, Craig Western, Praveen Paruchuri, and Sarit Kraus. Deployed armor protection: the application of a game theoretic model for security at the los angeles international airport. In *Proceedings of the 7th International Joint Conference on Autonomous Agents and Multiagent Systems: Industrial Track, AAMAS ’08*, page 125–132, Richland, SC, 2008. International Foundation for Autonomous Agents and Multiagent Systems.
- [22] Eric Shieh, Bo An, Rong Yang, Milind Tambe, Craig Baldwin, Joseph DiRenzo, Ben Maule, and Garrett Meyer. Protect: an application of computational game theory for the security of the ports of the united states. In *Proceedings of the Twenty-Sixth AAAI Conference on Artificial Intelligence, AAAI’12*, page 2173–2179. AAAI Press, 2012.
- [23] Zhengyu Yin, Albert Xin Jiang, Milind Tambe, Christopher Kiekintveld, Kevin Leyton-Brown, Tuomas Sandholm, and John P Sullivan. Trusts: Scheduling randomized patrols for fare inspection in transit systems using game theory. *AI magazine*, 33(4):59–59, 2012.
- [24] Lily Xu, Elizabeth Bondi, Fei Fang, Andrew Perrault, Kai Wang, and Milind Tambe. Dual-mandate patrols: Multi-armed bandits for green security. *Proceedings of the AAAI Conference on Artificial Intelligence*, 35(17):14974–14982, May 2021.
- [25] Rong Yang, Benjamin Ford, Milind Tambe, and Andrew Lemieux. Adaptive resource allocation for wildlife protection against illegal poachers. In *Proceedings of the 2014 International Conference on Autonomous Agents and Multi-Agent Systems, AAMAS ’14*, page 453–460, Richland, SC, 2014. International Foundation for Autonomous Agents and Multiagent Systems.
- [26] Fei Fang, Peter Stone, and Milind Tambe. When security games go green: designing defender strategies to prevent poaching and illegal fishing. In *Proceedings of the 24th International Conference on Artificial Intelligence, IJCAI’15*, page 2589–2595. AAAI Press, 2015.
- [27] Fei Fang, Thanh H. Nguyen, Rob Pickles, Wai Y. Lam, Gopalasamy R. Clements, Bo An, Amandeep Singh, Milind Tambe, and Andrew Lemieux. Deploying paws: field optimization of the protection assistant for wildlife security. In *Proceedings of the Thirtieth AAAI Conference on Artificial Intelligence, AAAI’16*, page 3966–3973. AAAI Press, 2016.
- [28] Arunesh Sinha, Fei Fang, Bo An, Christopher Kiekintveld, and Milind Tambe. Stackelberg security games: Looking beyond a decade of success. In *Proceedings of the Twenty-Seventh International Joint Conference on Artificial Intelligence, IJCAI-18*, pages 5494–5501. International Joint Conferences on Artificial Intelligence Organization, 7 2018.
- [29] Dorit S Hochba. Approximation algorithms for np-hard problems. *ACM Sigact News*, 28(2):40–52, 1997.
- [30] David P Williamson and David B Shmoys. *The design of approximation algorithms*. Cambridge university press, 2011.
- [31] David Kempe, Jon Kleinberg, and Éva Tardos. Maximizing the spread of influence through a social

- network. In *Proceedings of the Ninth ACM SIGKDD International Conference on Knowledge Discovery and Data Mining*, KDD '03, page 137–146, New York, NY, USA, 2003. Association for Computing Machinery.
- [32] Tim Roughgarden. *Resource Augmentation*, page 72–92. Cambridge University Press, 2021.
- [33] Mohammad Akbarpour, Suraj Malladi, and Amin Saberi. Just a Few Seeds More: Value of Network Information for Diffusion. Research Papers 3678, Stanford University, Graduate School of Business, April 2018.
- [34] Mohammad Akbarpour, Yeganeh Alimohammadi, Shengwu Li, and Amin Saberi. The value of excess supply in spatial matching markets. In *Proceedings of the 23rd ACM Conference on Economics and Computation*, EC '22, page 62, New York, NY, USA, 2022. Association for Computing Machinery.
- [35] Moshe Babaioff, Kira Goldner, and Yannai A. Gonczarowski. *Bulow-Klemperer-Style Results for Welfare Maximization in Two-Sided Markets*, pages 2452–2471. 2020.
- [36] Jeremy Bulow and Paul Klemperer. Auctions versus negotiations. *The American Economic Review*, 86(1):180–194, 1996.
- [37] Jason D. Hartline and Tim Roughgarden. Simple versus optimal mechanisms. In *Proceedings of the 10th ACM Conference on Electronic Commerce*, EC '09, page 225–234, New York, NY, USA, 2009. Association for Computing Machinery.
- [38] Sergiu Hart and Noam Nisan. Approximate revenue maximization with multiple items. *Journal of Economic Theory*, 172:313–347, 2017.
- [39] Oliver Hart and Bengt Holmström. *The theory of contracts*, page 71–156. Econometric Society Monographs. Cambridge University Press, 1987.
- [40] Patrick Bolton and Mathias Dewatripont. *Contract theory*. MIT press, 2004.
- [41] Bengt Holmström. Moral hazard and observability. *The Bell journal of economics*, pages 74–91, 1979.
- [42] Sanford J Grossman and Oliver D Hart. An analysis of the principal-agent problem. In *Foundations of Insurance Economics: Readings in Economics and Finance*, pages 302–340. Springer, 1992.
- [43] Paul Dütting, Tomer Ezra, Michal Feldman, and Thomas Kesselheim. Combinatorial contracts. In *2021 IEEE 62nd Annual Symposium on Foundations of Computer Science (FOCS)*, pages 815–826, 2022.
- [44] Paul Dütting, Michal Feldman, and Yoav Gal Tzur. Combinatorial contracts beyond gross substitutes. In *Proceedings of the 2024 Annual ACM-SIAM Symposium on Discrete Algorithms (SODA)*, pages 92–108. SIAM, 2024.
- [45] Moshe Babaioff, Michal Feldman, and Noam Nisan. Combinatorial agency. In *Proceedings of the 7th ACM Conference on Electronic Commerce*, EC '06, page 18–28, New York, NY, USA, 2006. Association for Computing Machinery.
- [46] Paul Dütting, Tomer Ezra, Michal Feldman, and Thomas Kesselheim. Multi-agent contracts. In *Proceedings of the 55th Annual ACM Symposium on Theory of Computing*, STOC 2023, page 1311–1324, New York, NY, USA, 2023. Association for Computing Machinery.
- [47] Matthew Prensky and Rob Johnson. It’s a trap! small towns across us use traffic tickets to collect big money from drivers. <https://www.usatoday.com/story/opinion/2023/12/26/police-speeding-traffic-tickets-revenue-civil-rights/71970613007/>, Dec 2023. [Accessed: 2023-12-31].
- [48] Christopher Kiekintveld, Manish Jain, Jason Tsai, James Pita, Fernando Ordóñez, and Milind Tambe. Computing optimal randomized resource allocations for massive security games. In *Proceedings of the 8th International Conference on Autonomous Agents and Multiagent Systems - Volume 1*, AAMAS '09, page 689–696, Richland, SC, 2009. International Foundation for Autonomous Agents and Multiagent Systems.
- [49] Mikhail Solodov. An explicit descent method for bilevel convex optimization. *Journal of Convex Analysis*, 14(2):227, 2007.
- [50] Mumbai metropolitan region development authority. <https://mmrda.maharashtra.gov.in>, 2024. [Accessed: 2024-01-30].
- [51] Vincent Conitzer and Tuomas Sandholm. Computing the optimal strategy to commit to. In *Proceedings of the 7th ACM Conference on Electronic Commerce*, EC '06, page 82–90, New York, NY, USA, 2006. Association for Computing Machinery.

- [52] Gary S Becker. Crime and punishment: An economic approach. *Journal of political economy*, 76(2):169–217, 1968.
- [53] The Economist. Looking for the african middle class? head to the bus park. <https://www.economist.com/middle-east-and-africa/2023/05/18/looking-for-the-african-middle-class-head-to-the-bus-park>, 2017. [Accessed: 2023-05-21].
- [54] Team Acko. New traffic rules in mumbai: List of rules and fines for violations. <https://www.acko.com/traffic-rules/traffic-fines-in-mumbai/>, 2023. [Accessed: 2024-02-03].

A Additional Discussion on Modeling Assumptions

In this section, we present some additional discussions on our modeling assumptions for the security game that we study.

First, as in prior literature on security games [9], we model our problem as a Stackelberg game, wherein users at each location observe and best respond to the administrator’s mixed strategy [51]. Such an assumption on the game structure is reasonable for several applications of interest to this paper. For instance, in the case of queue jumping in intermediate public transport services, users typically use the IPT service at the same location every day; thus, users can estimate the likelihood of being caught by a security resource (e.g., a police officer) on a given day. We note that similar assumptions on the game structure have been considered even in related examples in the literature, e.g., the scheduling of randomized patrols for inspecting whether users have paid their fares in transit systems [23]. While we assume that users observe the probability of a security resource being allocated to their respective locations precisely, exploring alternative models of equilibrium formation when such perfect observability is not possible is an exciting direction for future research.

Next, in this work, we assume that if the administrator allocates a security resource to a given location, then the security resource will collect fines from any defaulting users and prevent any fraudulent or illegal activities from occurring at that location. Such an assumption on the efficacy of a security resource in preventing a security breach at the location to which it is allocated is ubiquitous in the literature on security games [9] and also natural, as, for instance, the presence of a police officer is likely to deter users from engaging in queue jumping in IPT services.

Moreover, we assume that the fine levied on defaulting users is a fixed (potentially small) constant. While setting high fines is likely to deter fraud, in most practical applications, fines for engaging in fraudulent or illegal activities are not arbitrarily high, e.g., traffic light or speeding violations cost about \$100 in California. Furthermore, we note that our numerical experiments in Section 6.2 and Appendix F highlight the benefits of setting low to moderate fines in practice as it deters an administrator from solely maximizing revenues through the collected fines.

In addition, in this work, we assume that fines are the only penalty for users engaging in fraudulent or illegal activities. Such an assumption is particularly applicable for the setting with queue jumping in IPT services, as the penalty imposed on defaulting users is likely to only come in the form of a fine. However, for other application settings, different forms of punishment may be pertinent depending on the magnitude of the fraud [52], e.g., users may be sent to prison for certain crimes they commit. While we do not account for other forms of punishment beyond levying fines on defaulting users, there is scope to generalize the model presented in this work to account for different forms of punishment, which we defer to future research.

Finally, while we consider allocating security resources, e.g., police officers, to monitor and police susceptible nodes or locations in the system, which is typical in the literature on security games [9], policing can be performed through many other security mechanisms. Most notably, modern security technology, such as security cameras, is frequently used to monitor certain fraudulent or illegal activities, e.g., store theft. Yet we note that while such technology has proven effective in some applications, e.g., in detecting theft at grocery stores, such technology is unlikely to be as effective for many examples of interest in this paper, e.g., the transportation and healthcare examples presented in Section 1.1. For instance, in the case of healthcare, human intervention is often necessary to conduct thorough audits to ensure that medications have not been over-prescribed or that patients do not have to stay longer than necessary at a hospital.

Furthermore, while security cameras are often effective in detecting and fining users for road speeding violations, as user records can be determined using license plate information, such technology is likely far more ineffective in monitoring queue jumping in IPT services. In particular, using cameras to identify and fine users that skip queues is difficult, particularly in developing nation cities where IPT services are prevalent, as this would require advanced facial recognition software and a database of records of the entire population in the city. Moreover, given the commotion during the hailing of IPT services and that users often steal public property such as security cameras, a frequent occurrence in developing nation contexts, camera technology on its own may not be the most effective in policing queue jumping in IPT services. Consequently, the traditional mechanism of deploying security resources, such as police officers, as is typically the case for monitoring many traffic violations, such as speeding, despite the prevalence of camera technology, is likely the most effective mechanism in policing queue jumping in IPT services. Yet, we note that modern security technology, such as security cameras, has a role in augmenting traditional enforcement mechanisms, e.g., deploying police officers, in policing and monitoring fraudulent or illegal activities in the applications we consider. To that end, incorporating features of modern-day technology, such as security cameras, and how they can augment policing through traditional mechanisms into our studied framework is a worthwhile direction for future research.

B Proofs

B.1 Proof of Theorem 1

We prove Theorem 1 using two intermediate lemmas. Our first intermediate lemma shows that the optimal solution of the revenue maximization bi-level Program (2a)-(2b) can be computed using a linear program, as is elucidated by the following lemma.

Lemma 1 (Linear Programming Characterization of Revenue Maximization Problem). *The optimal solution of the revenue maximization bi-level Program (2a)-(2b) can be computed through the solution of the following linear program:*

$$\max_{\boldsymbol{\sigma} \in \mathbb{R}^{|L|}} \sum_{l \in L} \sigma_l k \Lambda_l, \quad (9a)$$

$$\text{s.t.} \quad \sigma_l \in [0, \frac{d_l}{d_l + k}], \quad \text{for all } l \in L, \quad (9b)$$

$$\sum_{l \in L} \sigma_l \leq R. \quad (9c)$$

For a proof of Lemma 1, see Appendix B.1.1. Lemma 1 establishes that computing an optimal revenue maximizing strategy of the administrator can be done efficiently in polynomial time. Our next intermediate lemma states that Algorithm 1 achieves the optimal solution of the linear Program (9a)-(9c).

Lemma 2 (Algorithm 1). *The allocation strategy corresponding to Algorithm 1 achieves an optimal solution to the linear Program (9a)-(9c).*

For a proof of Lemma 2, see Appendix B.1.2. Lemma 2 implies that the linear Program (9a)-(9c) can be solved in $O(|L| \log(|L|))$ time as the time taken to sort the locations is $O(|L| \log(|L|))$ and that taken to iterate through the locations in linear in $|L|$.

Notice that jointly Lemmas 1 and 2 imply Theorem 1.

B.1.1 Proof of Lemma 1

To prove this claim, we first present the linear program that can be used to compute the solution of the bi-level Program (2a)-(2b). To construct this linear program, we note that any optimal solution to the bi-level Program (2a)-(2b) must satisfy $\sigma_l \in [0, \frac{d_l}{d_l + k}]$ for all locations $l \in L$. Note that if this relation is not satisfied and $\sigma_l > \frac{d_l}{d_l + k}$ for some location l , then we can consider an alternative allocation strategy $\tilde{\boldsymbol{\sigma}}$ where $\tilde{\sigma}_l = \min\{\sigma_l, \frac{d_l}{d_l + k}\}$ for all locations l . We note that $\tilde{\boldsymbol{\sigma}}$ is clearly feasible, i.e., $\tilde{\boldsymbol{\sigma}} \in \Omega_R$, as the

strategy σ is feasible. Next, by the best-response function of users in the revenue maximization setting given by Equation (4), we note that $y_l(\tilde{\sigma}) = 1$ for all locations l , while $y_l(\sigma) = 0$ if $\sigma_l > \frac{d_l}{d_l+k}$ and $y_l(\sigma) = 1$ otherwise. As a consequence, we obtain for any strategy σ that:

$$\begin{aligned} Q_R(\sigma) &= \sum_{l \in L} \sigma_l y_l(\sigma) k \Lambda_l = \sum_{l: \sigma_l > \frac{d_l}{d_l+k}} \sigma_l y_l(\sigma) k \Lambda_l + \sum_{l: \sigma_l \leq \frac{d_l}{d_l+k}} \sigma_l y_l(\sigma) k \Lambda_l, \\ &\stackrel{(a)}{=} \sum_{l: \sigma_l \leq \frac{d_l}{d_l+k}} \sigma_l k \Lambda_l \stackrel{(b)}{=} \sum_{l: \sigma_l \leq \frac{d_l}{d_l+k}} \tilde{\sigma}_l k \Lambda_l, \\ &\leq \sum_{l \in L} \tilde{\sigma}_l k \Lambda_l, \\ &\stackrel{(c)}{=} Q_R(\tilde{\sigma}) \end{aligned}$$

where (a) follows as $y_l(\sigma) = 0$ if $\sigma_l > \frac{d_l}{d_l+k}$ and $y_l(\sigma) = 1$ otherwise, (b) follows as $\tilde{\sigma}_l = \sigma_l$ when $\sigma_l \leq \frac{d_l}{d_l+k}$, and (c) follows as $y_l(\tilde{\sigma}) = 1$ for all locations l .

The above analysis implies that there exists an revenue-maximizing allocation such that $\tilde{\sigma}_l \in [0, \frac{d_l}{d_l+k}]$ for all locations l , where it holds by Equation (4) that $y_l(\tilde{\sigma}) = 1$ for all locations l . Thus, imposing the restriction that $\sigma_l \in [0, \frac{d_l}{d_l+k}]$ and that $y_l(\tilde{\sigma}) = 1$ for all locations l , we have that the bi-level Program (2a)-(2b) can be reformulated as the following linear program:

$$\max_{\sigma \in \mathbb{R}^{|L|}} Q_R(\sigma) = \sum_{l \in L} \sigma_l k \Lambda_l, \quad (10a)$$

$$\text{s.t.} \quad \sigma_l \in [0, \frac{d_l}{d_l+k}], \quad \text{for all } l \in L, \quad (10b)$$

$$\sum_{l \in L} \sigma_l \leq R, \quad (10c)$$

where Constraints (10b) captures the upper bound on the administrator strategy required for optimality, Constraint (10c) represents the resource constraint of the administrator, and Objective (10a) represents the revenue maximization objective of the administrator when $y_l(\tilde{\sigma}) = 1$, which follows from Equation (4) under Constraint (10c). This establishes our claim.

B.1.2 Proof of Lemma 2

For simplicity of exposition, we prove this result in the setting when the values of Λ_l are all distinct, i.e., for any two locations $l, l' \in L$, it holds that $\Lambda_l \neq \Lambda_{l'}$. We note that our analysis can be extended naturally to the setting when there are ties.

To prove this claim, let $\sigma^G = (\sigma_l^G)_{l \in L}$ denote the allocations of the greedy algorithm and $\sigma^* = (\sigma_l^*)_{l \in L}$ denote the revenue-maximizing allocation. Further, suppose for contradiction that the greedy algorithm is not optimal, i.e., $\sum_{l \in L} \sigma_l^G \Lambda_l < \sum_{l \in L} \sigma_l^* \Lambda_l$, where we have dropped the fine k from the objective of the linear Program (10a)-(10c). Note that this implies that there is some location l such that $\sigma_l^G \neq \sigma_l^*$, which consequently implies by the nature of the greedy algorithm that there is a location \tilde{l} such that $\sigma_{\tilde{l}}^G > \sigma_{\tilde{l}}^*$. However, by the feasibility constraint that $\sum_{l \in L} \sigma_l \leq R$ and the optimality of the revenue-maximizing solution it must hold that there is some location l' such that $\sigma_{l'}^G < \sigma_{l'}^*$.

To derive our desired contradiction, we now construct another feasible strategy with a strictly higher objective than the strategy σ^* . In particular, consider $\epsilon > 0$ as some small positive constant such that $\sigma_{\tilde{l}}^* + \epsilon \leq \sigma_{\tilde{l}}^G$ and $\sigma_{l'}^* \geq \sigma_{l'}^G + \epsilon$. Then, define the strategy $\sigma' = (\sigma'_l)_{l \in L}$, where $\sigma'_l = \sigma_l^*$ for all $l \neq l', \tilde{l}$, $\sigma_{l'} = \sigma_{l'}^* - \epsilon$ and $\sigma'_{\tilde{l}} = \sigma_{\tilde{l}}^* + \epsilon$. Note that this new strategy is feasible. In particular, it is straightforward to check that $\sigma'_l \in [0, \frac{d_l}{d_l+k}]$ for all locations l and that the resource constraint is satisfied as:

$$\sum_l \sigma'_l = \sum_{l \neq \{l', \tilde{l}\}} \sigma'_l + \sigma'_{l'} + \sigma'_{\tilde{l}} = \sum_{l \neq \{l', \tilde{l}\}} \sigma_l^* + \sigma_{l'}^* - \epsilon + \sigma_{\tilde{l}}^* + \epsilon = \sum_l \sigma_l^* \leq R,$$

where the final inequality follows by the feasibility of σ^* .

Next, we show that the revenue of the new strategy σ' is greater than that of σ^* . To see this note that:

$$\begin{aligned}
Q_R(\sigma') &= \sum_{l \in L} \sigma'_l \Lambda_l, \\
&= \sum_{l \neq \{l', \bar{l}\}} \sigma_l^* \Lambda_l + (\sigma_{l'}^* - \epsilon) \Lambda_{l'} + (\sigma_{\bar{l}}^* + \epsilon) \Lambda_{\bar{l}}, \\
&= \sum_{l \in L} \sigma_l^* \Lambda_l + \epsilon(\Lambda_{\bar{l}} - \Lambda_{l'}), \\
&> \sum_{l \in L} \sigma_l^* \Lambda_l = Q_R(\sigma^*),
\end{aligned}$$

where the inequality follows as $\Lambda_{l'} < \Lambda_{\bar{l}}$ due to the nature of the greedy algorithm which allocates resources to locations in the descending order of the values of Λ_l . The above relationship implies that the strategy σ' achieves a greater revenue compared to σ^* , a contradiction. Thus, it follows that Algorithm 1 cannot have a strictly lower objective than the optimal algorithm, implying its optimality, which established our claim.

B.2 Proof of Proposition 1

Given the best-response function of the users at a given location l in Equation (5), we prove Proposition 1 using two intermediate lemmas. Our first lemma establishes that, without loss of generality, it suffices to restrict our attention to administrator strategies where the total allocation of security personnel σ_l at any location l does not exceed $\frac{d_l}{d_l+k}$, i.e., establishing the first point in the statement of Proposition 1.

Lemma 3 (Upper Bound on Administrator's Mixed Strategy Vector). *Suppose that users at each location best-respond by solving Problem (1). Then, there exists an administrator strategy $\tilde{\sigma}^*$ that satisfies $\tilde{\sigma}_l^* \leq \frac{d_l}{d_l+k}$ for all locations l and is a solution to the Problem (3a)-(3b).*

For a proof of Lemma 3, see Appendix B.2.1. Lemma 3 establishes that allocating more than a certain threshold of resources, as specified by the fraction $\frac{d_l}{d_l+k}$, at any location l will not improve the administrator's objective. Such a result holds as, by Equation (5), allocating $\sigma_l = \frac{d_l}{d_l+k}$ is enough to deter users from engaging in fraudulent behavior at a given location l ; hence, allocating any more resources than this threshold at a given location will not result in a further improvement in the administrator's objective (see right of Figure 1).

Our second intermediate lemma establishes the existence of an optimal administrator strategy $\tilde{\sigma}^*$ such that for at most one location l' $\tilde{\sigma}_{l'}^* \in \left(0, \frac{d_{l'}}{d_{l'}+k}\right)$, thereby establishing the second condition in Proposition 1.

Lemma 4 (Structure of Optimal Mixed Strategy Solution). *Suppose that users at each location best-respond by solving Problem (1). Then, there exists an administrator strategy $\tilde{\sigma}^*$ that is a solution to Problem (3a)-(3b) such that for at most one location l' $\tilde{\sigma}_{l'}^* \in \left(0, \frac{d_{l'}}{d_{l'}+k}\right)$. For all other locations l , it holds that either $\tilde{\sigma}_l^* = 0$ or $\tilde{\sigma}_l^* = \frac{d_l}{d_l+k}$.*

For a proof of Lemma 4, see Appendix B.2.2. Using the structure of the optimal administrator strategy established in Lemmas 3 and 4, it is straightforward to see that the optimal administrator objective satisfies the relation in the statement of Proposition 1. To see this, let L_1 , L_2 , and l' be as defined in the statement of Proposition 1. Then, we have that:

$$\begin{aligned}
W_R^-(\tilde{\sigma}^*) &= \sum_{l \in L} (1 - \tilde{\sigma}_l^*) y_l(\tilde{\sigma}^*) v_l, \\
&= \sum_{l \in L_1} (1 - \tilde{\sigma}_l^*) y_l(\tilde{\sigma}^*) v_l + \sum_{l \in L_2} (1 - \tilde{\sigma}_l^*) y_l(\tilde{\sigma}^*) v_l + (1 - \tilde{\sigma}_{l'}^*) y_{l'}(\tilde{\sigma}^*) v_{l'}, \\
&\stackrel{(a)}{=} \sum_{l \in L_2} (1 - \tilde{\sigma}_l^*) y_l(\tilde{\sigma}^*) v_l + (1 - \tilde{\sigma}_{l'}^*) y_{l'}(\tilde{\sigma}^*) v_{l'}, \\
&\stackrel{(b)}{=} \sum_{l \in L_2} v_l + (1 - \tilde{\sigma}_{l'}^*) v_{l'},
\end{aligned}$$

where (a) follows from the fact that $y_l(\tilde{\sigma}^*) = 0$ for $l \in L_1$ by Equation (5) as $\tilde{\sigma}_l^* = \frac{d_l}{d_l+k}$ for all $l \in L_1$ and (b) follows as $y_l(\tilde{\sigma}^*) = 1$ for $l \in L \setminus L_1$ and the fact that $\tilde{\sigma}_l^* = 0$ for all $l \in L_2$ and that $\tilde{\sigma}_{l'}^* \in \left(0, \frac{d_{l'}}{d_{l'}+k}\right)$.

Using the above inequality, we have the following relation for the welfare under the strategy $\tilde{\sigma}^*$:

$$W_R(\tilde{\sigma}^*) = \sum_{l \in L} v_l - W_R^-(\tilde{\sigma}^*), \quad (11)$$

$$= \sum_{l \in L} v_l - \left(\sum_{l \in L_2} v_l + (1 - \tilde{\sigma}_{l'}^*)v_{l'} \right), \quad (12)$$

$$= \sum_{l \in L_1} v_l + \tilde{\sigma}_{l'}^* v_{l'}, \quad (13)$$

which establishes the desired relation for the administrator's objective under the optimal strategy $\tilde{\sigma}^*$, thereby proving our claim.

B.2.1 Proof of Lemma 3

Suppose that σ^* is a welfare maximizing strategy of the administrator and $\mathbf{y}(\sigma^*)$ is the corresponding best-response of users given by Equation (5), i.e., $(\sigma^*, \mathbf{y}(\sigma^*))$ is an optimal solution to Problem (3a)-(3b). Then, we define a new feasible strategy $\tilde{\sigma}^*$ that satisfies $\tilde{\sigma}_l^* \leq \frac{d_l}{d_l+k}$ for all locations l and show that it achieves the same welfare as the strategy σ^* using users' best response function given by Equation (5). In particular, define $\tilde{\sigma}^*$ such that $\tilde{\sigma}_l^* = \min\{\sigma_l^*, \frac{d_l}{d_l+k}\}$ for all locations l .

It is straightforward to check that $\tilde{\sigma}^*$ is a feasible strategy, i.e., $\tilde{\sigma}^* \in \Omega_R$. To see this, note that $\tilde{\sigma}_l^* = \min\{\sigma_l^*, \frac{d_l}{d_l+k}\} \geq 0$ for all locations l as $\sigma_l^* \geq 0$ by its feasibility to Problem (3a)-(3b). Furthermore, we have that $\tilde{\sigma}_l^* = \min\{\sigma_l^*, \frac{d_l}{d_l+k}\} \leq 1$ as $\frac{d_l}{d_l+k} \leq 1$ for all locations l . Finally, since it holds that $\sum_{l \in L} \sigma_l^* \leq R$ by the feasibility of σ^* to Problem (3a)-(3b), it follows that

$$\sum_{l \in L} \tilde{\sigma}_l^* = \sum_{l \in L} \min\{\sigma_l^*, \frac{d_l}{d_l+k}\} \leq \sum_{l \in L} \sigma_l^* \leq R,$$

which establishes the feasibility of strategy $\tilde{\sigma}^*$ for Problem (3a)-(3b).

Next, to see that $\tilde{\sigma}^*$ achieves the same welfare for the administrator as σ^* , we first note that the best-response strategy of users at each location is unchanged under σ^* and $\tilde{\sigma}^*$, i.e., $\mathbf{y}(\sigma^*) = \mathbf{y}(\tilde{\sigma}^*)$. To see this, we show that $y_l(\sigma^*) = y_l(\tilde{\sigma}^*)$ for all locations l by considering two cases: (i) $\sigma_l^* < \frac{d_l}{d_l+k}$ and (ii) $\sigma_l^* \geq \frac{d_l}{d_l+k}$. Note that in the first case, $\tilde{\sigma}_l^* = \sigma_l^*$ and thus it must be that $y_l(\sigma^*) = y_l(\tilde{\sigma}^*) = 1$. On the other hand, in the second case, note that $y_l(\sigma^*) = 0$ and that $\tilde{\sigma}_l^* = \frac{d_l}{d_l+k}$, from which it follows by Equation (5) that $y_l(\tilde{\sigma}^*) = 0$ as well. Having shown that $\mathbf{y}(\sigma^*) = \mathbf{y}(\tilde{\sigma}^*)$, we now obtain that:

$$\begin{aligned} W_R^-(\sigma^*) &= \sum_{l \in L} (1 - \sigma_l^*) y_l^*(\sigma^*) v_l, \\ &\stackrel{(a)}{=} \sum_{l \in L: y_l(\sigma^*)=0} (1 - \sigma_l^*) y_l^*(\sigma^*) v_l + \sum_{l \in L: y_l(\sigma^*)=1} (1 - \sigma_l^*) y_l^*(\sigma^*) v_l, \\ &\stackrel{(b)}{=} \sum_{l \in L: y_l(\tilde{\sigma}^*)=1} (1 - \tilde{\sigma}_l^*) y_l^*(\tilde{\sigma}^*) v_l, \\ &\stackrel{(c)}{=} W_R^-(\tilde{\sigma}^*) \end{aligned}$$

where (a) follows by splitting the sum, (b) follows from the fact that $\tilde{\sigma}_l^* = \sigma_l^*$ for all l where $y_l(\sigma^*) = 1$, as in this regime $\sigma_l^* < \frac{d_l}{d_l+k}$ by Equation (5), and (c) follows from the fact that $\mathbf{y}(\sigma^*) = \mathbf{y}(\tilde{\sigma}^*)$.

Finally, by the optimality of σ^* and from the above obtained relations for the new administrator strategy $\tilde{\sigma}^*$, it holds $W_R^-(\tilde{\sigma}^*) = W_R^-(\sigma^*) \leq W_R^-(\sigma)$, for all feasible $\sigma \in \Omega_R$. Thus, we have established our claim that there exists an administrator strategy $\tilde{\sigma}^*$ that satisfies $\tilde{\sigma}_l^* \leq \frac{d_l}{d_l+k}$ for all locations l and is a solution to Problem (3a)-(3b).

B.2.2 Proof of Lemma 4

To prove this claim, we show that any administrator strategy σ^* can be transformed into another strategy $\tilde{\sigma}^*$ satisfying the condition in the statement of the lemma with at most the same objective as that corresponding to σ^* .

To see this, consider an optimal administrator strategy σ^* such that the strategies $(\sigma^*, \mathbf{y}(\sigma^*))$ are an optimal solution to Problem (3a)-(3b). Further, suppose that there are at least two locations l_1 and l_2 such that $\sigma_{l_1}^* \in \left(0, \frac{d_{l_1}}{d_{l_1}+k}\right)$ and $\sigma_{l_2}^* \in \left(0, \frac{d_{l_2}}{d_{l_2}+k}\right)$. In particular, let $L' \subseteq L$ be the set of locations such that for any $l' \in L'$ it holds that $\sigma_{l'}^* \in \left(0, \frac{d_{l'}}{d_{l'}+k}\right)$. Then, we order the locations in the set L' in descending order of the values v_l and without loss of generality number these locations $1, \dots, |L'|$. Then, we construct $\tilde{\sigma}^*$ through a water-filling approach. To elucidate this approach, we begin by transferring the mass $\sigma_{|L'|}^*$ corresponding the location with the smallest value of v_l in the set L' to the location with the highest value of v_l in the set L' . In particular, we transfer $\min\{\sigma_{|L'|}^*, \frac{d_1}{d_1+k} - \sigma_1^*\}$ from location $|L'|$ to location 1. If location $|L'|$'s mass is exhausted before filling up location one to $\frac{d_1}{d_1+k}$, then we transfer further mass of location $|L'| - 1$ to location one. On the other hand, if location 1 is filled up to $\frac{d_1}{d_1+k}$ with location $|L'|$, then the remaining mass from location $|L'|$ is transferred to location two in an analogous way. We then repeat this process of transferring mass from locations with lower values of v_l to those with higher values of v_l in the set L' until there is at most one location remaining such that $\tilde{\sigma}_{l'}^* \in \left(0, \frac{d_{l'}}{d_{l'}+k}\right)$, where $\tilde{\sigma}^*$ is the administrator strategy constructed by the above procedure.

Having constructed the strategy $\tilde{\sigma}^*$ in the above manner, it is then straightforward to see that $W_R^-(\tilde{\sigma}^*) \leq W_R^-(\sigma^*)$ as:

$$\begin{aligned}
W_R^-(\sigma^*) &= \sum_{l \in L} (1 - \sigma_l^*) y_l(\sigma^*) v_l, \\
&= \sum_{l \in L'} (1 - \sigma_l^*) y_l(\sigma^*) v_l + \sum_{l \in L \setminus L'} (1 - \sigma_l^*) y_l(\sigma^*) v_l, \\
&\stackrel{(a)}{=} \sum_{l \in L'} (1 - \sigma_l^*) y_l(\sigma^*) v_l + \sum_{l \in L \setminus L'} (1 - \tilde{\sigma}_l^*) y_l(\tilde{\sigma}^*) v_l, \\
&\geq \sum_{l \in L'} (1 - \tilde{\sigma}_l^*) y_l(\sigma^*) v_l + \sum_{l \in L \setminus L'} (1 - \tilde{\sigma}_l^*) y_l(\tilde{\sigma}^*) v_l, \\
&\stackrel{(c)}{\geq} \sum_{l \in L'} (1 - \tilde{\sigma}_l^*) y_l(\tilde{\sigma}^*) v_l + \sum_{l \in L \setminus L'} (1 - \tilde{\sigma}_l^*) y_l(\tilde{\sigma}^*) v_l, \\
&= W_R^-(\tilde{\sigma}^*),
\end{aligned}$$

where (a) follows as $\sigma_l^* = \tilde{\sigma}_l^*$ for all $l \in L \setminus L'$, (b) follows by our algorithmic procedure of constructing $\tilde{\sigma}^*$ as we transfer mass from lower values of v_l to higher values of v_l in the set L' , and (c) follows as $y_l(\tilde{\sigma}^*) \leq 1 = y_l(\sigma^*)$ for all $l \in L'$.

The above analysis establishes our claim that there exists an administrator strategy $\tilde{\sigma}^*$ that is a solution to Problem (3a)-(3b) such that for at most one location l' , it holds that $\tilde{\sigma}_{l'}^* \in \left(0, \frac{d_{l'}}{d_{l'}+k}\right)$, which establishes our claim.

B.3 Proof of Theorem 2

We prove this result through a reduction from an instance of the partition problem. A partition instance consists of a sequence of numbers a_1, \dots, a_n with $\sum_{l \in [n]} a_l = A$ and involves the task of deciding whether there is some subset S_1 of numbers such that $\sum_{l \in S_1} a_l = \frac{A}{2}$. Without loss of generality, we consider a partition instance where $\max_{l \in [n]} a_l \leq \frac{A}{2}$. Note that if $\max_{l \in [n]} a_l > \frac{A}{2}$, then clearly, there is no subset S_1 of numbers such that $\sum_{l \in S_1} a_l = \frac{A}{2}$, i.e., such an instance of partition can be solved in polynomial time.

We now construct an instance of the welfare maximization problem. In particular, we consider an instance with $n + 1$ locations, where the first n locations correspond to each number of the partition instance, where we define $v_l = a_l$ and let $\frac{d_l}{d_l+k} = \frac{a_l}{A}$ for all locations $l \in [n]$. Furthermore, we consider a location $n + 1$ such that $v_{n+1} = \max_{l \in [n]} v_l + \epsilon$ and $\frac{d_{n+1}}{d_{n+1}+k} = \frac{1}{2} + \delta$, where $\epsilon > 0$ and $\delta > 0$ can be interpreted as small constants. We choose ϵ such that $\max_{l \in [n]} a_l + \epsilon < A$, which is well defined as we consider partition instances where $\max_{l \in [n]} a_l \leq \frac{A}{2}$. Finally, we let the total resource budget $R = \frac{1}{2}$. Given this instance of the welfare maximization problem, we now show that a sequence of numbers correspond to a “Yes” instance of the partition problem if and only if the objective of Problem (3a)-(3b) for above defined instance is at most $\frac{A}{2} + v_{n+1}$, i.e., the total welfare is at least $\frac{A}{2}$.

(\implies :) We first suppose that we have a “Yes” instance of the partition problem, i.e., there exists a set S of numbers such that $\sum_{l \in S} a_l = \frac{A}{2}$. In this case, we present a method to construct a feasible resource allocation strategy σ of the administrator that achieves $W_R(\sigma) \geq \frac{A}{2}$. In particular, we consider an allocation σ for the above defined instance of the welfare maximization problem, where $\sigma_l = \frac{d_l}{d_l+k}$ units of resources are invested in for all locations $l \in S$ and $\sigma_l = 0$ for all $l \in [n + 1] \setminus S$. Such an allocation is feasible for this instance of the welfare maximization problem as:

$$\sum_{l \in [n+1]} \sigma_l = \sum_{l \in S} \frac{d_l}{d_l+k} = \sum_{l \in S} \frac{a_l}{A} = \frac{1}{A} \sum_{l \in S} a_l = \frac{1}{A} \times \frac{A}{2} = \frac{1}{2} = R,$$

i.e., the resource constraint is satisfied.

Furthermore, the objective of Problem (3a)-(3b) under the strategy σ is given by

$$\begin{aligned} W_R^-(\sigma) &= \sum_{l \in [n+1]} (1 - \sigma_l) y_l(\sigma) v_l, \\ &\stackrel{(a)}{=} \sum_{l \in S} \left(1 - \frac{d_l}{d_l+k}\right) y_l(\sigma) v_l + \sum_{l \in [n+1] \setminus S} (1 - 0) y_l(\sigma) v_l, \\ &\stackrel{(b)}{=} \sum_{l \in [n] \setminus S} v_l + v_{n+1}, \\ &\stackrel{(c)}{=} \frac{A}{2} + v_{n+1}, \end{aligned}$$

where (a) follows as $\sigma_l = \frac{d_l}{d_l+k}$ for all $l \in S$ and $\sigma_l = 0$ for all $l \in [n + 1] \setminus S$, (b) follows as $y_l(\sigma) = 0$ when $\sigma_l = \frac{d_l}{d_l+k}$ and $y_l(\sigma) = 1$ when $\sigma_l = 0$ by the best-response of users in Equation (5), and (c) follows as $\sum_{l \in [n] \setminus S} v_l = \frac{A}{2}$. The above relation implies that the welfare of the allocation σ is given by

$$W_R(\sigma) = \sum_{l \in [n+1]} v_l - W_R^-(\sigma) = A + v_{n+1} - \left(\frac{A}{2} + v_{n+1}\right) = \frac{A}{2}.$$

The above relation implies that $W_R(\sigma) \geq \frac{A}{2}$, and thus we have shown that a “Yes” instance of the partition problem implies that the administrator’s optimal welfare for the above defined instance is at least $\frac{A}{2}$, which establishes the forward direction of our claim.

(\longleftarrow :) Next, suppose that the optimal resource allocation strategy σ of the administrator is such that $W_R(\sigma) \geq \frac{A}{2}$, i.e., $W_R^-(\sigma) \leq \frac{A}{2} + v_{n+1}$ where $\sigma \in \Omega_R$ satisfies $\sum_{l \in [n+1]} \sigma_l \leq R = \frac{1}{2}$. From the structure of the optimal administrator strategy established in Proposition 1, we note that the objective of Problem (3a)-(3b) is given by:

$$W_R^-(\sigma) = \sum_{l \in L_2} v_l + (1 - \sigma_{l'}) v_{l'}, \tag{14}$$

for some location l' and a set of locations L_2 , where it holds that $\sum_{l \in [n+1] \setminus L_2} \sigma_l \leq \frac{1}{2}$. Then, we show that we have a “Yes” instance of the partition problem by considering two cases: (i) $l' = \emptyset$ and (ii) $l' \neq \emptyset$.

Case (i): In the setting when $l' = \emptyset$, without loss of generality, for ease of notation, we define $L_2 \cup \{n+1\}$ as the set of locations for which $\sigma_l = 0$ and L_1 as the set of locations for which $\sigma_l = \frac{d_l}{d_l+k}$. Note here that as $R = \frac{1}{2} < \frac{1}{2} + \delta = \frac{d_{n+1}}{d_{n+1}+k}$ it follows for location $n+1$ that $\sigma_{n+1} = 0$ as $l' = \emptyset$. Next, for our welfare maximization instance, we note by assumption that the following two inequalities are satisfied: (i) $\sum_{l \in L_2 \cup \{n+1\}} v_l \leq \frac{A}{2} + v_{n+1}$ and (ii) $\sum_{l \in L_1} \frac{a_l}{A} = \sum_{l \in L_1} \frac{d_l}{d_l+k} \leq \frac{1}{2}$. From the first inequality, we have that

$$\sum_{l \in L_1} a_l = \sum_{l \in L_1} v_l = \sum_{l \in L} v_l - \sum_{l \in L_2 \cup \{n+1\}} v_l \geq \frac{A}{2},$$

where the inequality follows as $\sum_{l \in [n+1]} a_l = A + v_{n+1}$ and the fact that $\sum_{l \in L_2 \cup \{n+1\}} v_l \leq \frac{A}{2} + v_{n+1}$. Combining this derived inequality with the resource constraint that $\sum_{l \in L_1} \frac{a_l}{A} \leq \frac{1}{2}$, it follows that $\sum_{l \in L_1} a_l = \frac{A}{2}$, i.e., we have a ‘‘Yes’’ instance of the partition problem.

Case (ii): In the setting when $l' \neq \emptyset$, we first show that it must follow that $l' = \{n+1\}$. At a high-level, this result follows as location $n+1$ has the highest value of v_l among all the locations. We now proceed by contradiction to establish this claim by supposing that $l' \neq \{n+1\}$. Next, note that by our constructed instance that $\frac{d_{n+1}}{d_{n+1}+k} = \frac{1}{2} + \delta > R$ and thus the location $n+1 \in L_2$.

To derive our contradiction, we consider an allocation $\tilde{\sigma}$ where $\tilde{\sigma}_{l'} = 0$ and $\tilde{\sigma}_{n+1} = \sigma_{l'}$. Note that $\sigma_{l'} \in \left(0, \frac{d_{l'}}{d_{l'}+k}\right)$ and thus it also holds that $\sigma_{l'} \in \left(0, \frac{d_{n+1}}{d_{n+1}+k}\right)$, as $\frac{d_{n+1}}{d_{n+1}+k} > \frac{1}{2} \geq \frac{\max_{l \in [n]} a_l}{A} = \frac{d_{l'}}{d_{l'}+k}$. Clearly the new allocation $\tilde{\sigma}$ is feasible as σ is feasible. Next, we observe that

$$\begin{aligned} W_R^-(\sigma) &\stackrel{(a)}{=} \sum_{l \in L_2} v_l + (1 - \sigma_{l'})v_{l'} = \sum_{l \in L_2 \setminus \{n+1\}} v_l + v_{n+1} + (1 - \sigma_{l'})v_{l'}, \\ &\stackrel{(b)}{>} \sum_{l \in L_2 \cup \{l'\}} v_l + (1 - \sigma_{l'})v_{n+1}, \\ &\stackrel{(c)}{=} \sum_{l \in L_2 \cup \{l'\}} v_l + (1 - \tilde{\sigma}_{n+1})v_{n+1}, \\ &\stackrel{(d)}{=} W_R^-(\tilde{\sigma}), \end{aligned}$$

where (a) follows from Equation (14), (b) follows as $v_{n+1} = \max_{l \in [n]} v_l + \epsilon > v_{l'}$, (c) follows as $\tilde{\sigma}_{n+1} = \sigma_{l'}$, and (d) follows by the definition of $W_R^-(\tilde{\sigma})$ and the fact that the only change in the allocation between σ and $\tilde{\sigma}$ is for locations l' and $n+1$. The above relations imply that the allocation strategy $\tilde{\sigma}$ achieves a lower objective for Problem (3a)-(3b) than the strategy σ , a contradiction. Thus, it follows that if $l' \neq \emptyset$, then it must be that $l' = \{n+1\}$ for our above defined instance of the welfare maximization problem.

Next, recall that L_2 are the set of locations for which $\sigma_l = 0$ and L_1 are the set of locations for which $\sigma_l = \frac{d_l}{d_l+k}$. Then, for our welfare maximization instance, we have that the following two inequalities hold:

$$\sum_{l \in L_2} v_l + (1 - \sigma_{n+1})v_{n+1} \leq \frac{A}{2} + v_{n+1}, \quad (15)$$

$$\sum_{l \in L_2} \frac{d_l}{d_l+k} + \sigma_{n+1} \leq \frac{1}{2}. \quad (16)$$

The first inequality represents the fact that the optimal objective of the Problem (3a)-(3b) is at most $\frac{A}{2} + v_{n+1}$ and the second inequality implies that the total resource spending does not exceed the available resources.

Then, noting that $\sum_{l \in [n+1]} v_l = A + v_{n+1}$, we have from the Equation (15) that:

$$\sum_{l \in L_1} v_l + \sigma_{n+1}v_{n+1} = \sum_{l \in [n+1]} v_l - \left(\sum_{l \in L_2} v_l + (1 - \sigma_{n+1})v_{n+1} \right) \geq A + v_{n+1} - \left(\frac{A}{2} + v_{n+1} \right) = \frac{A}{2}.$$

Substituting $v_l = a_l$ and $v_{n+1} = \max_{l \in [n]} a_l + \epsilon$ in the above inequality, we obtain that:

$$\sum_{l \in L_1} a_l + \sigma_{n+1}(\max_{l \in [n]} a_l + \epsilon) \geq \frac{A}{2}. \quad (17)$$

Moreover, substituting $\frac{d_l}{d_l+k} = \frac{a_l}{A}$ in Equation (16), we obtain that:

$$\sum_{l \in L_1} a_l + \sigma_{n+1}A \leq \frac{A}{2}. \quad (18)$$

Combining Equations (17) and (18), we obtain that:

$$\sigma_{n+1}(\max_{l \in [n]} a_l + \epsilon) \geq \sigma_{n+1}A.$$

Note that this inequality can only be satisfied if either $\sigma_{n+1} = 0$ or $\max_{l \in [n]} a_l + \epsilon \geq A = \sum_{l \in [n]} a_l$. Note that the latter inequality cannot be satisfied as ϵ has been chosen to be a small constant such that $\max_{l \in [n]} a_l + \epsilon < A$, where, recall that $\max_{l \in [n]} a_l \leq \frac{A}{2}$. As a result, the above relation implies $\sigma_{n+1} = 0$, which, from Equations (17) and (18), implies the following two relations:

$$\sum_{l \in L_1} a_l \geq \frac{A}{2} \text{ and } \sum_{l \in L_1} a_l \leq \frac{A}{2},$$

which together imply that $\sum_{l \in L_1} a_l = \frac{A}{2}$. Thus, again, we have a ‘‘Yes’’ instance of partition, which establishes our claim.

B.4 Proof of Theorem 3

B.4.1 Proof Overview

We first define a linear program resembling a fractional knapsack like optimization and leverage Proposition 1 to show that the optimal administrator welfare is upper bounded by the optimal objective of this linear program. Next, since the optimal objective of the fractional knapsack problem satisfies $\sum_{l \in S} v_l + x_{\tilde{l}}v_{\tilde{l}}$ for some subset of locations S and a location \tilde{l} with $x_{\tilde{l}} \leq \frac{d_{\tilde{l}}}{d_{\tilde{l}}+k}$, to establish the desired half approximation, we show that (i) $W_R(\sigma') \geq x_{\tilde{l}}v_{\tilde{l}}$ and (ii) $W_R(\tilde{\sigma}) \geq \sum_{l \in S} v_l$, where the allocations σ' and $\tilde{\sigma}$ are as defined in Algorithm 2. Notice that the proof of claim (i) is by construction as σ' by definition is chosen to maximize the welfare from spending on a single location. The proof of claim (ii) relies on the fact that the greedy algorithm in Step 1 on Algorithm 2 precisely corresponds to the greedy algorithm to optimize the knapsack linear program. Finally, combining the results of claims (i) and (ii), the desired result follows.

B.4.2 Complete Proof of Theorem 3

To prove this claim, we first recall from Proposition 1 that the welfare maximizing objective of the administrator at the solution σ^* is given by $W_R(\sigma^*) = \sum_{l \in L_1} v_l + \sigma_{\tilde{l}}^*v_{\tilde{l}}$ for some subset of locations L_1 where $\sigma_l^* = \frac{d_l}{d_l+k}$ for all $l \in L_1$ and a location \tilde{l} such that $\sum_{l \in L_1} \frac{d_l}{d_l+k} + \sigma_{\tilde{l}}^* \leq R$. Furthermore, we consider the following knapsack optimization problem:

$$G'_R = \max_{0 \leq x_l \leq 1} \sum_{l \in L} x_l v_l \text{ s.t. } \sum_{l \in L} \frac{d_l}{d_l+k} x_l \leq R. \quad (19)$$

Then, to prove this claim, we proceed in two steps. First, we show that the optimal welfare-maximizing objective of the administrator is no more than G'_R , the optimal objective corresponding to Problem (19). Then, we use this result and the property of the optimal welfare-maximizing objective of the administrator from Proposition 1 to establish the half approximation guarantee of Algorithm 2.

Proof of $W_R(\sigma^*) \leq G'_R$: To prove this claim, first note by the structure of the optimal solution established in Proposition 1 that $\sigma_l^* \geq 0$ and $\sigma_l^* \leq \frac{d_l}{d_l+k}$ for all locations l , and by the feasibility of σ^* that $\sum_{l \in L} \sigma_l^* \leq R$. Then, we transform σ^* to a feasible solution of Problem (19) by defining $x_l = \frac{d_l+k}{d_l} \sigma_l^*$ for all l . Note that

$\mathbf{x} = (x_l)_{l \in L}$ is a feasible solution to Problem (19) as, by definition of \mathbf{x} it holds that $0 \leq x_l \leq 1$, and the resource constraint is satisfied:

$$\sum_{l \in L} \frac{d_l}{d_l + k} x_l = \sum_{l \in L} \frac{d_l}{d_l + k} \frac{d_l + k}{d_l} \sigma_l^* = \sum_{l \in L} \sigma_l^* \leq R.$$

Next, to show that $G'_R \geq W_R(\boldsymbol{\sigma}^*)$, we have:

$$\begin{aligned} G'_R &\stackrel{(a)}{\geq} \sum_{l \in L} x_l v_l, \\ &\stackrel{(b)}{=} \sum_{l \in L_1} \frac{d_l + k}{d_l} \sigma_l^* v_l + \frac{d_{\tilde{l}} + k}{d_{\tilde{l}}} \sigma_{\tilde{l}}^* v_{\tilde{l}}, \\ &\stackrel{(c)}{\geq} \sum_{l \in L_1} v_l + \sigma_{\tilde{l}}^* v_{\tilde{l}}, \\ &\stackrel{(d)}{=} W_R(\boldsymbol{\sigma}^*), \end{aligned}$$

where (a) follows from the fact that $\mathbf{x} = (x_l)_{l \in L}$ is one of the feasible solutions to Problem (19), (b) follows from the fact that $x_l = \frac{d_l + k}{d_l} \sigma_l^*$ and that $\sigma_l^* = 0$ for $l \notin L_1 \cup \{\tilde{l}\}$, (c) follows from the fact that $\sigma_l^* = \frac{d_l}{d_l + k}$ for all $l \in L_1$ and that $\frac{d_{\tilde{l}} + k}{d_{\tilde{l}}} \geq 1$, and (d) follows by the definition of $W_R(\boldsymbol{\sigma}^*)$. Thus, we have shown that $G'_R \geq W_R(\boldsymbol{\sigma}^*)$.

Proving the Approximation Ratio: Finally, to complete the proof of our claim, notice that as Problem (19) is a fractional knapsack problem that $G'_R = \sum_{l \in S} v_l + x_{l'}^* v_{l'}$ for some subset S and allocation \mathbf{x}^* , where resources are allocated to locations in the descending orders of the bang-per-buck. Next, note that by Algorithm 2 that

$$W_R(\boldsymbol{\sigma}_A^*) \geq W_R(\tilde{\boldsymbol{\sigma}}) \geq \sum_{l \in S} v_l, \quad (20)$$

where recall that $\tilde{\boldsymbol{\sigma}}$ is the allocation corresponding to the greedy algorithm in Step 1 of Algorithm 2 and the second inequality follows as the greedy algorithm selects at least the first S locations in the descending order of their bang-per-buck values. Furthermore, by Step 2 of Algorithm 2 and the construction of the allocation $\boldsymbol{\sigma}'$, it follows that

$$W_R(\boldsymbol{\sigma}_A^*) \geq W_R(\boldsymbol{\sigma}') \geq x_{l'}^* v_{l'}. \quad (21)$$

Then, summing Equations (20) and (21), we obtain that:

$$2W_R(\boldsymbol{\sigma}_A^*) \geq \sum_{l \in S} v_l + x_{l'}^* v_{l'} = G'_R \geq W_R(\boldsymbol{\sigma}^*),$$

which establishes our claim that $W_R(\boldsymbol{\sigma}_A^*) \geq \frac{1}{2}W_R(\boldsymbol{\sigma}^*)$, i.e., Algorithm 2 is a half approximation to the optimal solution to the bi-level Program (3a)-(3b).

B.5 Proof of Theorem 4

To prove this result, we again consider the fractional knapsack Problem (19) defined in the proof of Theorem 3 and use the fact that the objective of the fractional knapsack Problem (19) upper bounds the optimal administrator welfare, given by $W_R(\boldsymbol{\sigma}^*)$. In particular, to establish the desired resource augmentation guarantee, we first recall from the optimal solution of the fractional knapsack problem that $G'_R = \sum_{l \in S} v_l + x_{l'}^* v_{l'}$ for some subset S and allocation \mathbf{x}^* , where resources are allocated to locations in the descending orders of the bang-per-buck. Next, given $R + 1$ resources, we define $\tilde{\boldsymbol{\sigma}}^{R+1}$ as the allocation corresponding to Step 1 of Algorithm 2 and let $\boldsymbol{\sigma}_A^{R+1}$ be the allocation corresponding to Algorithm 2 with $R + 1$ resources. We now show that $W_{R+1}(\boldsymbol{\sigma}_A^{R+1}) \geq W_R(\boldsymbol{\sigma}^*)$ to prove our claim.

To show this, we note by our greedy procedure in Step 1 of Algorithm 2 that $\tilde{\sigma}^{R+1} \geq \tilde{\sigma}$ and that $\tilde{\sigma}_{l'}^{R+1} = \frac{d_{l'}}{d_{l'}+k}$. Such a result holds as the additional resource ensures that the administrator will allocate $\frac{d_{l'}}{d_{l'}+k} \leq 1$ units of resources to location l' , as location l' has the highest bang-per-buck ratio among the remaining locations by definition (as $G'_R = \sum_{l \in S} v_l + x_{l'}^* v_{l'}$ for some subset S and allocation \mathbf{x}^* , where resources are allocated to locations in the descending orders of the bang-per-buck). Since $\tilde{\sigma}_{l'}^{R+1} = \frac{d_{l'}}{d_{l'}+k}$, note by the best-response Problem (7) of users that $y_{l'}(\tilde{\sigma}^{R+1}) = 0$. Consequently, as the allocation $\tilde{\sigma}^{R+1}$ allocates resources to locations in the descending order of the bang-per-buck ratios and, in particular, allocates $\frac{d_{l'}}{d_{l'}+k} \leq 1$ fraction of resources to location l' , it follows that

$$W_{R+1}(\sigma_A^{R+1}) \stackrel{(a)}{\geq} W_R(\tilde{\sigma}^{R+1}) \stackrel{(b)}{\geq} \sum_{l \in S} v_l + v_{l'} \stackrel{(c)}{\geq} \sum_{l \in S} v_l + x_{l'}^* v_{l'} = G'_R \stackrel{(d)}{\geq} W_R^*(\sigma^*)$$

where (a) follows from the fact that σ_A^{R+1} corresponds to the outcome with a greater welfare from steps 1 and 2 of Algorithm 2, (b) follows as $\tilde{\sigma}^{R+1}$ corresponds to an allocation of resources in the descending orders of the bang-per-buck when an administrator has an additional resource that it can spend on location l' and that $y_{l'}(\tilde{\sigma}^{R+1}) = 0$. Furthermore, (c) follows from the fact that $x_{l'}^* \in (0, \frac{d_{l'}}{d_{l'}+k})$ and (d) follows from our relation derived in proof of Theorem 3 that the optimal objective of the fractional knapsack Problem (19) is at least the welfare-maximizing objective. Thus, we have shown that $W_{R+1}(\sigma_A^{R+1}) \geq W_R(\sigma^*)$, which establishes our claim.

B.6 Proof of Theorem 5

We prove Theorem 5 through a reduction from an instance of the partition problem. Recall that a partition instance consists of a sequence of numbers a_1, \dots, a_n with $\sum_{l \in [n]} a_l = A$ and involves the task of deciding whether there is some subset S_1 of numbers such that $\sum_{l \in S_1} a_l = \frac{A}{2}$.

In the following, we construct an instance of the expected revenue maximization problem, henceforth referred to as ERMP for brevity, based on a partition instance and present four intermediate lemmas to complete the proof of Theorem 5. We then present the detailed proofs of these lemmas in later subsections.

To this end, we begin by constructing an instance of the ERMP problem with with two types, i.e., where $|\mathcal{I}| = 2$, and n locations, where each number a_l corresponds to a given location. In this setting, for ease of exposition, we drop the fine k from the expected revenue maximization Objective (6a) of the administrator as this is a uniform constant that applies to all locations l and types i . Then, we define the following four quantities: (i) $\frac{d_l^1}{d_l^1+k} = \frac{1}{2} \frac{a_l}{A}$, (ii) $\frac{d_l^2}{d_l^2+k} = \frac{a_l}{A}$, (iii) $q_l^1 \Lambda_l^1 = A \left(2^{\frac{\max_{l' \in [n]} a_{l'}}{a_l}} - 1 \right)$, and (iv) $q_l^2 \Lambda_l^2 = A \left(1 + \frac{2^{\max_{l' \in [n]} a_{l'}}}{a_l} \right)$ for all $l \in [n]$. Moreover, we define the resource budget as $R = \frac{3}{4}$.

Given this instance of ERMP, we claim that we have a ‘‘Yes’’ instance of partition if and only if there is a feasible allocation of resources to locations with total expected revenue that is at least $\frac{A}{2} + 2n \times \max_{l \in [n]} a_l$ for the above defined ERMP instance.

To establish this claim, we first prove its forward direction that if we have a ‘‘Yes’’ instance of partition, then there exists a feasible allocation of resources to locations with total expected revenue that is at least $\frac{A}{2} + 2n \times \max_{l \in [n]} a_l$ for the above defined ERMP instance.

Lemma 5 (Forward Direction of NP-Hardness of ERMP). *Consider a partition instance with a sequence of numbers a_1, \dots, a_n with $\sum_{l \in [n]} a_l = A$, such that there exists a subset S_1 of numbers such that $\sum_{l \in S_1} a_l = \frac{A}{2}$. Then, there exists a feasible allocation of resources to locations with total expected revenue that is at least $\frac{A}{2} + 2n \times \max_{l \in [n]} a_l$ for the above defined ERMP instance.*

To prove this claim, we present a method to construct a feasible administrator strategy σ for the above defined ERMP instance and show that the expected revenue of this administrator strategy satisfies $Q_R(\sigma) \geq \frac{A}{2} + 2n \times \max_{l \in [n]} a_l$. For a proof of Lemma 5, see Appendix B.6.1.

Next, to prove the reverse direction of this claim, we suppose that the optimal resource allocation strategy corresponding to the above defined ERMP instance is such that the expected revenue $Q_R(\sigma) \geq \frac{A}{2} + 2n \times \max_{l \in [n]} a_l$ and the total resources $\sum_{l \in [n]} \sigma_l \leq \frac{3}{4} = R$. To prove that such a setting corresponds to a ‘‘Yes’’

instance of partition, we use three intermediate lemmas. Our first two lemmas establish certain structural properties of the administrator’s expected revenue maximizing solution. In particular, we first establish a lower bound on the resources allocated to each location under the expected revenue maximizing strategy of the administrator, as is elucidated through the following lemma.

Lemma 6 (Lower Bound on Administrator Allocation Strategy). *Suppose that there is some feasible administrator strategy σ that satisfies $Q_R(\sigma) \geq \frac{A}{2} + 2n \times \max_{l \in [n]} a_l$ for $R = \frac{3}{4}$. Then, there exists an expected revenue maximizing administrator strategy $\tilde{\sigma}^*$ for the above defined ERMP instance such that $\tilde{\sigma}_l^* \geq \frac{d_l^1}{d_l^1+k}$ for all locations l .*

For a proof of Lemma 6, see Appendix B.6.2. Given the result obtained in Lemma 6, for the remainder of this proof, we focus on expected-revenue maximizing administrator strategies σ that satisfy $\sigma_l \geq \frac{d_l^1}{d_l^1+k}$ for all locations l for our above defined ERMP instance.

Next, following a similar analysis in the proof of Proposition 1, we can establish the following property on the optimal solution of Problem (6a)-(6b).

Lemma 7. *Suppose that users at each location best-respond based on Equation (7). Then, there exists an expected revenue maximizing strategy $\tilde{\sigma}^*$ of the administrator corresponding to the solution of Problem (6a)-(6b) such that:*

- *There exists a set of locations L_1 such that $\tilde{\sigma}_l^* = \frac{d_l^{i_l}}{d_l^{i_l}+k}$ for all $l \in L_1$ for some type $i_l \in \mathcal{I}$ that can be location specific, a set of locations L_2 such that $\tilde{\sigma}_l^* = 0$ for all $l \in L_2$, and at most one location l' such that either $\tilde{\sigma}_{l'}^* \in (0, \frac{d_{l'}^1}{d_{l'}^1+k})$ or $\tilde{\sigma}_{l'}^* \in (\frac{d_{l'}^{i-1}}{d_{l'}^{i-1}+k}, \frac{d_{l'}^i}{d_{l'}^i+k})$ for some $i > 1$. Here, L_1 , L_2 , and l' are all disjoint and $L_1 \cup L_2 \cup \{l'\} = L$.*

Since the analysis of the above result follows similar arguments to that in the proof of Proposition 1, we omit it for brevity.

Finally, we use the structure of the optimal (expected revenue maximizing) solution of the above defined ERMP instance established in Lemmas 6 and 7 to show that our ERMP instance with $Q_R(\sigma) \geq \frac{A}{2} + 2n \times \max_{l \in [n]} a_l$ corresponds to a “Yes” instance of partition.

Lemma 8 (Reverse Direction of NP-Hardness of ERMP). *Suppose that there is some feasible administrator strategy σ that satisfies $Q_R(\sigma) \geq \frac{A}{2} + 2n \times \max_{l \in [n]} a_l$ for $R = \frac{3}{4}$. Then, for the above defined ERMP instance, there exists a subset S_1 of numbers such that $\sum_{l \in S_1} a_l = \frac{A}{2}$, i.e., we have a “Yes” instance of partition.*

For a proof of Lemma 8, see Appendix B.6.3. Note that Lemmas 5-8 prove Theorem 5.

B.6.1 Proof of Lemma 5

We first suppose that we have a “Yes” instance of partition, i.e., there exists a set of S numbers such that $\sum_{l \in S} a_l = \frac{A}{2}$. Then, consider an administrator strategy σ such that $\sigma_l = \frac{a_l}{A}$ for all $l \in S$ and $\sigma_l = \frac{1}{2} \frac{a_l}{A}$ for all $l \in [n] \setminus S$. We first note that σ is feasible, i.e., $\sigma \in \Omega_R$, as $\sigma_l \in [0, 1]$ by construction and the resource constraint is satisfied as:

$$\begin{aligned} \sum_{l \in [n]} \sigma_l &= \sum_{l \in S} \sigma_l + \sum_{l \in [n] \setminus S} \sigma_l = \sum_{l \in S} \frac{a_l}{A} + \sum_{l \in [n] \setminus S} \frac{1}{2} \frac{a_l}{A}, \\ &\stackrel{(a)}{=} \frac{1}{A} \frac{A}{2} + \frac{1}{2A} \frac{A}{2} = \frac{3}{4} = R, \end{aligned}$$

where (a) follows as $\sum_{l \in S} a_l = \frac{A}{2}$ and $\sum_{l \in [n] \setminus S} a_l = \frac{A}{2}$ as we have a “Yes” instance of partition.

Next, we obtain the following expected revenue objective for the administrator when it plays the above defined strategy σ :

$$\begin{aligned}
Q_R(\sigma) &= \sum_{i \in \mathcal{I}} \sum_{l \in L} \sigma_l y_l^i(\sigma) q_l^i \Lambda_l^i \stackrel{(a)}{=} \sum_{l \in S} q_l^2 \Lambda_l^2 \frac{d_l^2}{d_l^2 + k} + \sum_{l \in [n] \setminus S} (q_l^1 \Lambda_l^1 + q_l^2 \Lambda_l^2) \frac{d_l^1}{d_l^1 + k}, \\
&\stackrel{(b)}{=} \sum_{l \in S} A \left(1 + \frac{2 \max_{l' \in [n]} a_{l'}}{a_l} \right) \frac{a_l}{A} + \sum_{l \in S \setminus [n]} \left(A \left(2 \frac{\max_{l' \in [n]} a_{l'}}{a_l} - 1 \right) + A \left(1 + \frac{2 \max_{l' \in [n]} a_{l'}}{a_l} \right) \right) \frac{1}{2} \frac{a_l}{A}, \\
&= \sum_{l \in S} \left(a_l + 2 \max_{l' \in [n]} a_{l'} \right) + \sum_{l \in S \setminus [n]} 2 \max_{l' \in [n]} a_{l'}, \\
&= \frac{A}{2} + 2 \sum_{l \in [n]} \max_{l' \in [n]} a_{l'}, \\
&= \frac{A}{2} + 2n \max_{l' \in [n]} a_{l'},
\end{aligned}$$

where we have dropped the fine k from the objective for ease of exposition, (a) follows by the definition of $y_l^i(\sigma)$ as given in Equation (7), and (b) follows by plugging in the values of the respective quantities in the above defined instance. The above analysis implies that σ is both feasible and achieves a total expected revenue of $\frac{A}{2} + 2n \times \max_{l \in [n]} a_l$, which establishes the forward direction of our claim.

B.6.2 Proof of Lemma 6

To prove this claim, we first show that in the setting when $R = \frac{3}{4}$ any optimal administrator strategy $\tilde{\sigma}^*$ satisfies $\tilde{\sigma}_l^* \geq \frac{d_l^1}{d_l^1 + k}$ for all locations l . To this end, suppose for contradiction that there is an optimal solution σ^* to the ERMP instance such that there is some set of locations S' for which $\sigma_{l'}^* < \frac{d_{l'}^1}{d_{l'}^1 + k}$ for all $l' \in S'$. Furthermore, define $\gamma = \sum_{l \in L} \min\{\sigma_l^*, \frac{d_l^1}{d_l^1 + k}\}$ to represent the total spending across locations to cover the first type $i = 1$. In this case we note that $\gamma < \frac{1}{2}$, as

$$\gamma = \sum_{l \in L} \min\{\sigma_l^*, \frac{d_l^1}{d_l^1 + k}\} \stackrel{(a)}{<} \sum_{l \in L} \frac{d_l^1}{d_l^1 + k} \stackrel{(b)}{=} \sum_{l \in L} \frac{1}{2} \frac{a_l}{A} \stackrel{(c)}{=} \frac{1}{2},$$

where (a) follows as there is some set of location S' for which $\sigma_{l'}^* < \frac{d_{l'}^1}{d_{l'}^1 + k}$ for all $l' \in S'$ by our contradiction assumption, (b) follows by substituting $\frac{d_l^1}{d_l^1 + k} = \frac{1}{2} \frac{a_l}{A}$ for our defined ERMP instance, and (c) follows as $\sum_{l \in [n]} a_l = A$.

We now define an allocation strategy $\tilde{\sigma}$ with a strictly higher expected revenue than σ^* to derive our desired contradiction. To do so, we first define $\delta = \sum_{l \in L} \max\{0, \sigma_l^* - \frac{d_l^1}{d_l^1 + k}\}$ as the cumulative resources allocated to locations beyond $\frac{d_l^1}{d_l^1 + k}$. In this case, we note that $\delta \geq \frac{1}{2} - \gamma$, as if this were not the case then $\tilde{\sigma}^*$ would not be optimal (as the amount of resources $\frac{1}{2} - \gamma$ could be spent on locations in the set S' for which $\sigma_{l'}^* < \frac{d_{l'}^1}{d_{l'}^1 + k}$ for all $l' \in S'$ to obtain a higher expected revenue for the administrator). Then, we construct $\tilde{\sigma}$ by transferring $\frac{1}{2} - \gamma$ of mass from locations $l \in [n] \setminus S'$ with $\sigma_l^* > \frac{d_l^1}{d_l^1 + k}$ to locations in the set S' with $\sigma_l^* < \frac{d_l^1}{d_l^1 + k}$, such that $\tilde{\sigma}_l \geq \frac{d_l^1}{d_l^1 + k}$ for all locations l and the total resource spending $\sum_{l \in L} \tilde{\sigma}_l = \sum_{l \in L} \sigma_l^*$.

We now show that such a defined strategy $\tilde{\sigma}$ achieves a strictly higher expected revenue than σ^* . To see this, first note that the maximum additional gain in the expected revenue from spending $\sigma'_l = \frac{d_l^2}{d_l^2 + k}$ as compared to $\sigma_l^* = \frac{d_l^1}{d_l^1 + k}$ is given by $q_l^2 \Lambda_l^2 \frac{d_l^2}{d_l^2 + k} - (q_l^1 \Lambda_l^1 + q_l^2 \Lambda_l^2) \frac{d_l^1}{d_l^1 + k} = a_l$ for all locations l (see left of Figure 2). Furthermore, the spending required to gain this amount a_l is given by $\frac{d_l^2}{d_l^2 + k} - \frac{d_l^1}{d_l^1 + k} = \frac{1}{2} \frac{a_l}{A}$. In other words, for the additional spending of $\frac{1}{2} - \gamma$ on locations in the set $[n] \setminus S'$, the maximum gain in the administrator's

expected revenue is given by $(\frac{1}{2} - \gamma) \max_{l \in [n]} a_l$, regardless of which location(s) this additional amount $\frac{1}{2} - \gamma$ is spent on. However, spending the same amount on locations in the set S' with $\sigma_{l'}^* < \frac{d_{l'}^1}{d_{l'}^1 + k}$ for all $l' \in S'$, will result in an increase in the administrator revenue by

$$\begin{aligned} \sum_{l \in S'} (q_l^1 \Lambda_l^1 + q_l^2 \Lambda_l^2) \left(\frac{d_l^1}{d_l^1 + k} - \sigma_l^* \right) &\stackrel{(a)}{=} \sum_{l \in S'} 4 \frac{A}{a_l} \max_{l \in [n]} a_l \left(\frac{d_l^1}{d_l^1 + k} - \sigma_l^* \right) \stackrel{(b)}{\geq} 4 \max_{l \in [n]} a_l \sum_{l \in S'} \left(\frac{d_l^1}{d_l^1 + k} - \sigma_l^* \right), \\ &\stackrel{(c)}{=} 4 \max_{l \in [n]} a_l \left(\frac{1}{2} - \gamma \right) > \left(\frac{1}{2} - \gamma \right) \max_{l \in [n]} a_l, \end{aligned}$$

where (a) follows by substituting the relations for $q_l^1 \Lambda_l^1$ and $q_l^2 \Lambda_l^2$ for our above defined ERMP instance, (b) follows $A \geq a_l$ for all locations l as $\sum_l a_l = A$, and (c) follows as $\sum_{l \in S'} (\frac{d_l^1}{d_l^1 + k} - \sigma_l^*) = \frac{1}{2} - \gamma$ by our definition of γ . Thus, we have obtained that the increase in the administrator's expected revenue corresponding to shifting $\frac{1}{2} - \gamma$ of resources from locations $l \in [n] \setminus S'$ to locations $l \in S'$ (as in our allocation $\tilde{\sigma}$) outweighs the maximum loss in the administrator objective from shifting these resources from σ^* to $\tilde{\sigma}$, given by $(\frac{1}{2} - \gamma) \max_{l \in [n]} a_l$. As a result, this relation implies that σ^* is not optimal, a contradiction. Consequently, any optimal solution to the above defined ERMP instance must be such that $\tilde{\sigma}_l^* \geq \frac{d_l^1}{d_l^1 + k}$ for all locations l , which establishes our claim.

B.6.3 Proof of Lemma 8

We now use the structure of the optimal solution established in Lemmas 6 and 7 to show that our ERMP instance with $Q_R(\sigma) \geq \frac{A}{2} + 2n \times \max_{l \in [n]} a_l$ corresponds to a ‘‘Yes’’ instance of partition. To do so, we first note that the total expected revenue when spending exactly $\frac{d_l^1}{d_l^1 + k}$ at each location l is given by: $\sum_{l \in [n]} (q_l^1 \Lambda_l^1 + q_l^2 \Lambda_l^2) \frac{d_l^1}{d_l^1 + k} = 2n \max_{l' \in [n]} a_{l'}$. Note that the total such spending on locations is $\sum_{l \in [n]} \frac{d_l^1}{d_l^1 + k} = \frac{1}{2}$; hence, the total additional spending beyond $\frac{d_l^1}{d_l^1 + k}$ across all locations l must not be more than $\frac{1}{4}$ as the total available resources $R = \frac{3}{4}$. In particular, we have that $\sum_{l \in [n]} x_l \leq \frac{1}{4}$, where $\sigma_l = \frac{d_l^1}{d_l^1 + k} + x_l$ for all locations l .

Next, from Lemma 7, we have that there exists a solution to the ERMP problem such that there is at most one location \tilde{l} for which $x_{\tilde{l}} \in (0, \frac{d_{\tilde{l}}^2}{d_{\tilde{l}}^2 + k} - \frac{d_{\tilde{l}}^1}{d_{\tilde{l}}^1 + k}) = (0, \frac{1}{2} \frac{a_{\tilde{l}}}{A})$. Such a result holds as from Lemma 6 we have that $\sigma_l \geq \frac{d_l^1}{d_l^1 + k}$ for all locations l and that from Lemma 7, there exists at most one location \tilde{l} for which $\sigma_l \in (\frac{d_l^1}{d_l^1 + k}, \frac{d_l^2}{d_l^2 + k})$. As a consequence, the spending of the administrator beyond $\frac{d_l^1}{d_l^1 + k}$ must satisfy $\sum_{l \in S''} \frac{1}{2} \frac{a_l}{A} + x_{\tilde{l}} \leq \frac{1}{4}$ for some location set S'' and some location \tilde{l} , and the expected revenue of the administrator must satisfy:

$$\begin{aligned} Q_R(\sigma) &= \sum_{l \in S''} q_l^2 \Lambda_l^2 \frac{d_l^2}{d_l^2 + k} + q_{\tilde{l}}^2 \Lambda_{\tilde{l}}^2 \left(x_{\tilde{l}} + \frac{d_{\tilde{l}}^1}{d_{\tilde{l}}^1 + k} \right) + \sum_{l \in [n] \setminus (S'' \cup \{\tilde{l}\})} (q_l^1 \Lambda_l^1 + q_l^2 \Lambda_l^2) \frac{d_l^1}{d_l^1 + k}, \\ &\stackrel{(a)}{=} \sum_{l \in S''} q_l^2 \Lambda_l^2 \frac{d_l^2}{d_l^2 + k} - \sum_{l \in S''} (q_l^1 \Lambda_l^1 + q_l^2 \Lambda_l^2) \frac{d_l^1}{d_l^1 + k} + q_{\tilde{l}}^2 \Lambda_{\tilde{l}}^2 \left(x_{\tilde{l}} + \frac{d_{\tilde{l}}^1}{d_{\tilde{l}}^1 + k} \right) \\ &\quad - \frac{d_{\tilde{l}}^1}{d_{\tilde{l}}^1 + k} (q_{\tilde{l}}^1 \Lambda_{\tilde{l}}^1 + q_{\tilde{l}}^2 \Lambda_{\tilde{l}}^2) + \sum_{l \in [n]} (q_l^1 \Lambda_l^1 + q_l^2 \Lambda_l^2) \frac{d_l^1}{d_l^1 + k}, \\ &\stackrel{(b)}{=} \sum_{l \in S''} a_l + \left(x_{\tilde{l}} + \frac{d_{\tilde{l}}^1}{d_{\tilde{l}}^1 + k} \right) q_{\tilde{l}}^2 \Lambda_{\tilde{l}}^2 - \frac{d_{\tilde{l}}^1}{d_{\tilde{l}}^1 + k} (q_{\tilde{l}}^1 \Lambda_{\tilde{l}}^1 + q_{\tilde{l}}^2 \Lambda_{\tilde{l}}^2) + 2n \max_{l' \in [n]} a_{l'}, \end{aligned}$$

where (a) follows from adding and subtracting $\sum_{l \in S'' \cup \{\tilde{l}\}} (q_l^1 \Lambda_l^1 + q_l^2 \Lambda_l^2) \frac{d_l^1}{d_l^1 + k}$, and (b) follows by substituting the relations for $q_l^1 \Lambda_l^1$, $q_l^2 \Lambda_l^2$, and $\frac{d_l^1}{d_l^1 + k}$ for our above defined ERMP instance.

Then, since $Q_R(\boldsymbol{\sigma}) \geq \frac{A}{2} + 2n \max_{l' \in [n]} a_{l'}$, the above equalities implies that, we have the following relation is satisfied:

$$\sum_{l \in S''} a_l + \left(x_{\tilde{l}} + \frac{d_{\tilde{l}}^1}{d_{\tilde{l}}^1 + k} \right) q_{\tilde{l}}^2 \Lambda_{\tilde{l}}^2 - \frac{d_{\tilde{l}}^1}{d_{\tilde{l}}^1 + k} (q_{\tilde{l}}^1 \Lambda_{\tilde{l}}^1 + q_{\tilde{l}}^2 \Lambda_{\tilde{l}}^2) \geq \frac{A}{2}. \quad (22)$$

We now show that we have a ‘‘Yes’’ instance of the partition problem by showing that $\tilde{l} = \emptyset$.

To show this, we proceed by contradiction and suppose that there is some location \tilde{l} such that $x_{\tilde{l}} \in (0, \frac{1}{2} \frac{a_{\tilde{l}}}{A})$. In this setting, we first note that the resource constraint $\frac{1}{4} \geq \sum_{l \in S'' \cup \{\tilde{l}\}} x_l = \sum_{l \in S''} \frac{1}{2} \frac{a_l}{A} + x_{\tilde{l}}$ can be rewritten as:

$$\begin{aligned} \sum_{l \in S''} \frac{1}{2} \frac{a_l}{A} + x_{\tilde{l}} &\leq \frac{1}{4}, \\ \implies \sum_{l \in S''} a_l + 2Ax_{\tilde{l}} &\leq \frac{A}{2} \end{aligned} \quad (23)$$

Furthermore, from Equation (22), we have that:

$$\begin{aligned} \frac{A}{2} &\leq \sum_{l \in S''} a_l + \left(x_{\tilde{l}} + \frac{d_{\tilde{l}}^1}{d_{\tilde{l}}^1 + k} \right) q_{\tilde{l}}^2 \Lambda_{\tilde{l}}^2 - \frac{d_{\tilde{l}}^1}{d_{\tilde{l}}^1 + k} (q_{\tilde{l}}^1 \Lambda_{\tilde{l}}^1 + q_{\tilde{l}}^2 \Lambda_{\tilde{l}}^2), \\ &< \sum_{l \in S''} a_l + \frac{x_{\tilde{l}}}{\frac{d_{\tilde{l}}^2}{d_{\tilde{l}}^2 + k} - \frac{d_{\tilde{l}}^1}{d_{\tilde{l}}^1 + k}} a_{\tilde{l}}, \end{aligned} \quad (24)$$

where the second inequality follows as the total gain from spending $\frac{d_{\tilde{l}}^2}{d_{\tilde{l}}^2 + k}$ compared to $\frac{d_{\tilde{l}}^1}{d_{\tilde{l}}^1 + k}$ is given by $\frac{d_{\tilde{l}}^2}{d_{\tilde{l}}^2 + k} q_{\tilde{l}}^2 \Lambda_{\tilde{l}}^2 - \frac{d_{\tilde{l}}^1}{d_{\tilde{l}}^1 + k} (q_{\tilde{l}}^1 \Lambda_{\tilde{l}}^1 + q_{\tilde{l}}^2 \Lambda_{\tilde{l}}^2) = a_{\tilde{l}}$ and the fact that $\frac{x_{\tilde{l}}}{\frac{d_{\tilde{l}}^2}{d_{\tilde{l}}^2 + k} - \frac{d_{\tilde{l}}^1}{d_{\tilde{l}}^1 + k}} a_{\tilde{l}}$ represents a strict upper bound on the expected revenue that the administrator can gain for any $x_{\tilde{l}} \in (0, \frac{d_{\tilde{l}}^2}{d_{\tilde{l}}^2 + k} - \frac{d_{\tilde{l}}^1}{d_{\tilde{l}}^1 + k})$. For more intuition on the derivation of the second inequality, we refer to Figure 4, which provides a geometric intuition for this claim through a depiction of the social revenue function (in blue) and its corresponding upper bound (in orange).

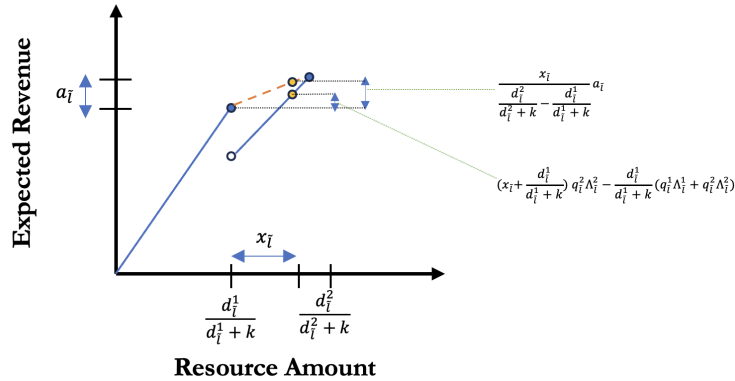


Figure 4: Depiction of the expected revenue of the above defined ERMP instance with the amount of resources spent at location \tilde{l} in the range $\left[0, \frac{d_{\tilde{l}}^2}{d_{\tilde{l}}^2 + k}\right]$. The curve in blue represents the expected revenue as a function of the number of resources allocated to location \tilde{l} , while the dashed line in orange represents the upper bound on the expected revenue function. Moreover, the two points marked in yellow represent the expected revenue (bottom yellow point) and its corresponding upper bound (top yellow point) corresponding to a resource allocation of $\frac{d_{\tilde{l}}^1}{d_{\tilde{l}}^1 + k} + x_{\tilde{l}}$ at location \tilde{l} .

From Equations (23) and (24), we obtain that:

$$\sum_{l \in S''} a_l + \frac{x_{\tilde{l}}}{\frac{d_{\tilde{l}}^2}{d_{\tilde{l}}^2+k} - \frac{d_{\tilde{l}}^1}{d_{\tilde{l}}^1+k}} a_{\tilde{l}} \stackrel{(a)}{=} \sum_{l \in S''} a_l + \frac{x_{\tilde{l}}}{\frac{1}{2} \frac{a_{\tilde{l}}}{A}} a_{\tilde{l}} = \sum_{l \in S''} a_l + 2Ax_{\tilde{l}} \stackrel{(b)}{\leq} \frac{A}{2} \stackrel{(c)}{<} \sum_{l \in S''} a_l + \frac{x_{\tilde{l}}}{\frac{d_{\tilde{l}}^2}{d_{\tilde{l}}^2+k} - \frac{d_{\tilde{l}}^1}{d_{\tilde{l}}^1+k}} a_{\tilde{l}},$$

for any $x_{\tilde{l}} \in (0, \frac{1}{2} \frac{a_{\tilde{l}}}{A})$, a contradiction. Here, (a) follows by substituting for the values of $\frac{d_{\tilde{l}}^2}{d_{\tilde{l}}^2+k}$ and $\frac{d_{\tilde{l}}^1}{d_{\tilde{l}}^1+k}$ for our above defined ERMP instance, (b) follows by Equation (23), and (c) follows by Equation (24). Thus, we have that $\tilde{l} \neq \emptyset$ is not possible.

Finally, since $\tilde{l} = \emptyset$, we have that Equation (22) reduces to:

$$\sum_{l \in S''} a_l \geq \frac{A}{2}. \quad (25)$$

Moreover, we have by the resource constraint that for these locations S'' that $\frac{1}{4} \geq \sum_{l \in S''} x_l = \frac{d_{\tilde{l}}^2}{d_{\tilde{l}}^2+k} - \frac{d_{\tilde{l}}^1}{d_{\tilde{l}}^1+k} = \sum_{l \in S''} \frac{1}{2} \frac{a_l}{A}$. This inequality for the resource constraint implies the following relation:

$$\sum_{l \in S''} a_l \leq \frac{A}{2}. \quad (26)$$

Together, Equations (25) and (26) imply that there exists a set S'' such that $\sum_{l \in S''} a_l = \frac{A}{2}$, i.e., we have a ‘‘Yes’’ instance of partition. This establishes our claim.

B.7 Proof of Theorem 6

For ease of exposition, we suppose that the MCUA of expected revenue function is identical to the upper bound of the expected revenue function, as depicted in Figure 2, i.e., the MCUA corresponding to each location l has as many segments as the number of types $|\mathcal{I}|$. We note here that our proof readily generalizes to the setting when the MCUA and the upper bound of the expected revenue function are not identical with a more cumbersome linear program to optimize the MCUA of the expected revenue function. Moreover, for this proof, for ease of notation, we drop the fine k from the objective of the expected revenue function of the administrator, which is equivalent to normalizing the fine k to one. We now prove our claim in three steps. First, we show that optimizing the MCUA of the expected revenue function is equivalent to solving a linear program. Then, we show that the optimal solution of this linear program corresponds to an analogous version of the greedy algorithm in step one of Algorithm 3. Finally, we use these results to establish our desired approximation ratio.

Linear Program to Optimize MCUA of Expected Revenue Function: We begin the proof of our claim, by presenting a linear program, which we claim optimizes the MCUA of the expected revenue function and whose optimal solution corresponds to the greedy-like solution akin to that in Step 1 of Algorithm 3. To present this linear program, we first define a variable c_l^i for each location l and type i as follows:

- $c_l^1 = \sum_i q_l^i \Lambda_l^i$
- $c_l^i = \sum_{j \geq i} q_l^j \Lambda_l^j - \frac{\frac{d_l^{i-1}}{d_l^{i-1}+k}}{\frac{d_l^i}{d_l^i+k} - \frac{d_l^{i-1}}{d_l^{i-1}+k}} (q_l^{i-1} \Lambda_l^{i-1})$ for all $i \geq 2$.

Then, we consider the following linear program:

$$\max_{x_l^i \forall l \in L, i \in \mathcal{I}} V(\mathbf{Z}) = \sum_{l \in L} \sum_{i \in \mathcal{I}} z_l^i c_l^i, \quad (27a)$$

$$\text{s.t.} \quad z_l^1 \in [0, \frac{d_l^1}{d_l^1 + k}], \forall l \in [L], \quad \text{for all } l \in L, \quad (27b)$$

$$z_l^i \in [0, \frac{d_l^i}{d_l^i + k} - \frac{d_l^{i-1}}{d_l^{i-1} + k}], \quad \text{for all } l \in L, i > 1, \quad (27c)$$

$$\sum_{l \in L} \sum_{i \in \mathcal{I}} z_l^i \leq R, \quad \text{for all } l \in L, \quad (27d)$$

where $\mathbf{Z} = (z_l^i)_{l \in L, i \in \mathcal{I}}$.

We now show that the objective of the MCUA of the expected revenue function for any allocation strategy σ , given by $M(\sigma)$, corresponds to the objective of the linear Program (27a)-(27d) for an appropriately chosen transformation of σ to the matrix $\mathbf{Z} = (z_l^i)_{l \in L, i \in \mathcal{I}}$. In particular, for each location l , define $\sum_{i \in \mathcal{I}} z_l^i = \sigma_l$, where σ_l at each location is allocated in order of increasing types at each location l , i.e., type one is allocated until $z_l^1 = \min\{\sigma_l, \frac{d_l^1}{d_l^1 + k}\}$, following which type two is allocated until $z_l^2 = \min\{\sigma_l - \frac{d_l^1}{d_l^1 + k}, \frac{d_l^2}{d_l^2 + k} - \frac{d_l^1}{d_l^1 + k}\}$ and so on until the amount σ_l is exhausted.

To achieve the goal mentioned in the previous paragraph and correspondingly show that the linear Program (27a)-(27d) indeed solves for the optimal resource allocation strategy of the MCUA of the expected revenue function, we show that the objective value of the above linear program interpolates the point $(0, 0)$ and the points of discontinuity $\frac{d_l^i}{d_l^i + k}$ for all $i \in \mathcal{I}$ of the expected revenue function for all locations l , e.g., the optimal objective of the linear program exactly corresponds to the orange curve corresponding to the MCUA for the three type instance in Figure 5.

To show this claim, fix a location l and define $M_l(\sigma)$ as the MCUA objective corresponding to location l and let $V_l(\mathbf{Z}) = \sum_{i \in \mathcal{I}} c_l^i z_l^i$ be the objective of the linear Program (27a)-(27d) corresponding to location l . Then, we show that $M_l(\sigma) = V_l(\mathbf{Z})$ for the above defined construction of \mathbf{Z} for any allocation σ_l where $\sigma_l = 0$ or $\sigma_l = \frac{d_l^i}{d_l^i + k}$. Note that showing that the MCUA of the expected revenue function and the objective of the linear Program (27a)-(27d) coincides at $(0, 0)$ and the points of discontinuity $\frac{d_l^i}{d_l^i + k}$ for all $i \in \mathcal{I}$ implies, by the linearity of the objective of Problem (27a)-(27d), that the objective of the linear Program (27a)-(27d) also interpolates between these points.

Thus, we now show that $M_l(\sigma) = V_l(\mathbf{Z})$ for the above defined construction of \mathbf{Z} for any allocation σ_l that satisfies either $\sigma_l = 0$ or $\sigma_l = \frac{d_l^i}{d_l^i + k}$. To do so, we begin by recalling that the MCUA of the expected revenue function coincides with the expected revenue function for any $\sigma_l = 0$ or $\sigma_l = \frac{d_l^i}{d_l^i + k}$ for any $i \geq 1$.

We first consider the case when $\sigma_l = 0$. In this case, by our construction of \mathbf{Z} , we have that $z_l^i = 0$ for all locations l and types i . Hence, it holds that $\sum_i c_l^i z_l^i = 0 = \sigma_l \sum_i q_l^i y_l^i(\sigma)$

Next, we consider the case when $\sigma_l = \frac{d_l^i}{d_l^i + k}$ for some type $i \geq 1$. In this setting, we first note that when $\sigma_l = \frac{d_l^{s_l}}{d_l^{s_l} + k}$ for some s_l , the expected revenue function takes on the value $\sigma_l \sum_{i \geq s_l} q_l^i \Lambda_l^i$ by the best-response function $y_l^i(\sigma)$ in Equation (7). We now prove by induction on the value s_l that $\sum_i x_l^i c_l^i = \sigma_l \sum_{i \geq s_l} q_l^i \Lambda_l^i$ for any location l .

To see this, first consider the base case when $s_l = 1$. In this case, it holds that:

$$\sum_i z_l^i c_l^i \stackrel{(a)}{=} z_l^1 c_l^1 = \frac{d_l^1}{d_l^1 + k} \left(\sum_i q_l^i \Lambda_l^i \right) \stackrel{(b)}{=} \frac{d_l^1}{d_l^1 + k} \left(\sum_{i \geq s_l} q_l^i \Lambda_l^i \right) \stackrel{(c)}{=} \sigma_l^* \sum_{i \geq s_l} q_l^i \Lambda_l^i,$$

where (a) follows as $s_l = 1$ and thus $z_l^i = 0$ for all $i \geq 2$, (b) follows as $s_l = 1$ and thus $\sum_i q_l^i \Lambda_l^i = \sum_{i \geq s_l} q_l^i \Lambda_l^i$, and (c) follows as $\sigma_l^* = \frac{d_l^1}{d_l^1 + k}$ for location l as $s_l = 1$.

Next, by induction, suppose that the above relation holds for $s_l = j$. We now show that it also holds for $s_l = j + 1$. In particular, we have for the setting when $s_l = j + 1$ that:

$$\begin{aligned}
\sum_i z_l^i c_l^i &\stackrel{(a)}{=} \sum_{i=1}^{j+1} z_l^i c_l^i = z_l^{j+1} c_l^{j+1} + \sum_{i=1}^j z_l^i c_l^i, \\
&\stackrel{(b)}{=} \left(\frac{d_l^{j+1}}{d_l^{j+1} + k} - \frac{d_l^j}{d_l^j + k} \right) \left(\sum_{i \geq j+1} q_l^i \Lambda_l^i - \frac{\frac{d_l^j}{d_l^j + k}}{\frac{d_l^{j+1}}{d_l^{j+1} + k} - \frac{d_l^j}{d_l^j + k}} (q_l^j \Lambda_l^j) \right) + \frac{d_l^j}{d_l^j + k} \left(\sum_{i \geq j} q_l^i \Lambda_l^i \right), \\
&= \frac{d_l^{j+1}}{d_l^{j+1} + k} \sum_{i \geq j+1} q_l^i \Lambda_l^i - \frac{d_l^j}{d_l^j + k} \sum_{i \geq j+1} q_l^i \Lambda_l^i - \frac{d_l^j}{d_l^j + k} q_l^j \Lambda_l^j + \frac{d_l^j}{d_l^j + k} \sum_{i \geq j} q_l^i \Lambda_l^i, \\
&= \frac{d_l^{j+1}}{d_l^{j+1} + k} \sum_{i \geq j+1} q_l^i \Lambda_l^i - \frac{d_l^j}{d_l^j + k} \sum_{i \geq j} q_l^i \Lambda_l^i + \frac{d_l^j}{d_l^j + k} \sum_{i \geq j} q_l^i \Lambda_l^i, \\
&= \frac{d_l^{j+1}}{d_l^{j+1} + k} \sum_{i \geq j+1} q_l^i \Lambda_l^i \stackrel{(c)}{=} \sigma_l^* \sum_{i \geq j+1} q_l^i \Lambda_l^i, \tag{28}
\end{aligned}$$

where (a) follows as $s_l = j + 1$ and thus $z_l^i = 0$ for all $i \geq j + 2$, (b) follows by our inductive assumption and substituting for the respective values of z_l^{j+1} and c_l^{j+1} , and (c) follows as $\sigma_l^* = \frac{d_l^{j+1}}{d_l^{j+1} + k}$ as $s_l = j + 1$.

Thus, we have shown for all locations $i \geq 1$ that $\sum_i z_l^i c_l^i = \sigma_l \sum_{i \geq j+1} q_l^i \Lambda_l^i$. This establishes that $M_l(\boldsymbol{\sigma}) = V_l(\mathbf{Z})$ when σ_l satisfies either $\sigma_l = 0$ or $\sigma_l = \frac{d_l^i}{d_l^i + k}$ for some $i \geq 1$. Consequently, by the linearity of the objective of the linear Program (27a)-(27d), we have that its objective interpolates between the point $(0, 0)$ and the points of discontinuity at $\sigma_l = \frac{d_l^i}{d_l^i + k}$.

Furthermore, we note that the above defined c_l^i values correspond to the slopes of the segments of the piece-wise linear MCUA of the expected revenue function that connects the point $(0, 0)$ with the points of discontinuity of the expected revenue function, as depicted in Figure 5. Also, since the MCUA of the expected revenue function for each location l is a concave function, it holds that the slopes, i.e., c_l^i values, form a decreasing sequence for each location l , i.e., $c_l^1 \geq c_l^2 \geq \dots \geq c_l^{|\mathcal{I}|}$. Consequently, given our above analysis, we have that solving the linear Program (27a)-(27d) coupled with our earlier defined method to transform an solution \mathbf{Z}^* to an allocation $\boldsymbol{\sigma}^*$ is equivalent to optimizing the MCUA of the expected revenue function, where we have already established earlier that the objective of the linear Program (27a)-(27d) interpolates between the point $(0, 0)$ and the points of discontinuity at $\sigma_l = \frac{d_l^i}{d_l^i + k}$.

Greedy Algorithm to Optimize Linear Program: Next, to show that a greedy procedure optimizes the linear program that maximizes the MCUA of the expected revenue function, we recall that the above defined c_l^i values correspond to the slopes of the segments of the piece-wise linear MCUA of the expected revenue function that connects the point $(0, 0)$ with the points of discontinuity of the expected revenue function, as depicted in Figure 5. Then, as the c_l^i values form a decreasing sequence for each location l (by the concavity of the expected revenue function), we can use the greedy procedure presented in Algorithm 4, where the segments of the MCUA of the expected revenue function are ordered in descending order of their c_l^i values, to find an optimal solution to the linear Program (27a)-(27d). Notice that Algorithm 4 is analogous to the greedy allocation rule in step one of Algorithm 3 other than that the resources are allocated until either all the resources are exhausted or there are no further segments remaining to iterate over. We also note that following a similar line of reasoning to that in the proof of Theorem 1, the solution computed using Algorithm 3 can be shown to correspond to a solution of the linear Program (27a)-(27d). Thus, since optimizing the MCUA of the expected revenue function can be done by solving the linear Program (27a)-(27d) and setting $\sigma_l = \sum_i z_l^i$, where $(z_l^i)_{l \in L, i \in \mathcal{I}}$ is a solution to the linear program, we have that greedy procedure in Algorithm 4 also solves for the optimal solution that maximizes the MCUA of the expected revenue function.

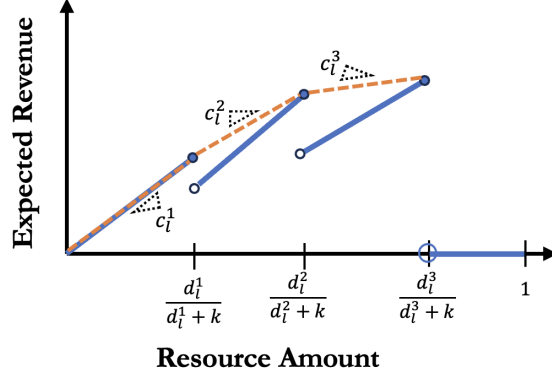


Figure 5: Depiction of the expected revenue as a function of the amount of resources spent at location l for an instance with 3 types, i.e., $|\mathcal{I}| = 3$. The curve in blue represents the expected revenue as a function of the number of resources allocated to location l , while the dashed line in orange represents the upper bound on the expected revenue function, which by assumption in the proof also corresponds to the MCUA of the expected revenue function. Moreover, the values of the slopes of the MCUA curve are depicted in the plot and correspond to the c_l^i values for all types i .

Algorithm 4: Greedy Algorithm for MCUA of Expected Revenue Function

Input : Total Resource capacity R , Segment set $\mathcal{S} = \{(l_s, c_s, x_s)\}_{s \in \mathcal{S}}$ of MCUA of expected revenue function
Output: Resource Allocation Strategy $\tilde{\sigma}^*$
 $\tilde{\mathcal{S}} \leftarrow$ Ordered list of segments s across all locations of this MCUA in descending order of slopes c_s ;
Initialize available resources $\tilde{R} \leftarrow R$;
Initialize allocation strategy $\tilde{\sigma} \leftarrow \mathbf{0}$;
for segment $s \in \tilde{\mathcal{S}}$ **do**
 $\tilde{\sigma}_{l_s} \leftarrow \tilde{\sigma}_{l_s} + \min\{\tilde{R}, x_s\}$; Allocate the minimum of the available resources and x_s to location l_s ;
 $\tilde{R} \leftarrow \tilde{R} - \min\{\tilde{R}, x_s\}$; Update amount of remaining resources ;
end

Proving the Approximation Ratio: Finally, we use our above developed results to complete the proof of our claim that $Q_R(\sigma_A^*) \geq \frac{1}{2}Q_R(\sigma^*)$. To this end, we first introduce some notation. In particular, we define $\tilde{\sigma}^*$ as the optimal solution corresponding to directly optimizing the MCUA of the expected revenue function.

Then, to establish our approximation guarantee, we first recall from our earlier obtained results that maximizing the MCUA of the expected revenue function corresponds to the solution of Algorithm 4. As a result, we have that the solution maximizing the MCUA of the expected revenue function exactly corresponds to the solution in step one of Algorithm 3 other than that resources are allocated until either all the resources are exhausted or there are no further segments remaining to iterate over. Consequently, by the termination condition of step one of Algorithm 4, there is at most one segment s' and associated location $l_{s'} = l'$ such that the solutions of step one of Algorithm 3 and that of Algorithm 4 differ. In particular, it holds that $\tilde{\sigma}_l^* = \tilde{\sigma}_l$ for all $l \neq l'$ and for $l = l'$ it holds that $\tilde{\sigma}_{l'}^* \geq \tilde{\sigma}_{l'}$, where $\tilde{\sigma}_{l'}^* = \tilde{\sigma}_{l'} + x_{s'}$. For the remainder of this proof, we assume without loss of generality that $l' \neq \emptyset$. Then, we can write the optimal objective of the MCUA of the expected revenue function as:

$$M(\tilde{\sigma}^*) = \sum_{l \in L \setminus \{l'\}} \tilde{\sigma}_l^* \sum_{i \geq s_l} q_l^i \Lambda_l^i + \tilde{\sigma}_{l'}^* \sum_{i > s_{l'}} q_{l'}^i \Lambda_{l'}^i. \quad (29)$$

From the above form of the optimal objective of the MCUA of the expected revenue function, we now establish three inequalities: (i) $Q_R(\sigma^*) \leq M(\tilde{\sigma}^*)$, (ii) $Q_R(\sigma^*) \geq \sigma_{l'}^* \sum_{i > s_{l'}} q_{l'}^i \Lambda_{l'}^i$, and (iii) $Q_R(\tilde{\sigma}) \geq \sum_{l \in L \setminus \{l'\}} \sigma_l^* \sum_{i \geq s_l} q_l^i \Lambda_l^i$.

Inequality (i): $Q_R(\sigma^*) \leq M(\tilde{\sigma}^*)$: By construction, the MCUA of the expected revenue function upper bounds the expected revenue for all allocation strategies σ . Hence, it follows that:

$$Q_R(\sigma^*) \leq M(\sigma^*) \leq M(\tilde{\sigma}^*),$$

where the first inequality follows as the MCUA of the expected revenue function upper bounds the expected revenue at σ^* and the latter inequality follows by the optimality of $\tilde{\sigma}^*$ for the MCUA of the expected revenue function.

Inequality (ii): $Q_R(\sigma') \geq \sigma_{l'}^* \sum_{i>s_{l'}} q_{l'}^i \Lambda_{l'}^i$: To establish this inequality, we first note by construction of σ' for $R \geq 1$ resources that it corresponds to an allocation that maximizes the expected revenue from spending on a single location. In particular, we have that:

$$Q_R(\sigma') \geq \frac{d_{l'}^{s_{l'}+1}}{d_{l'}^{s_{l'}+1} + k} \sum_{i>s_{l'}} q_{l'}^i \Lambda_{l'}^i \geq \sigma_{l'}^* \sum_{i>s_{l'}} q_{l'}^i \Lambda_{l'}^i,$$

where recall that $\sigma_{l'}^* \in (\frac{d_{l'}^{s_{l'}-1}}{d_{l'}^{s_{l'}-1} + k}, \frac{d_{l'}^{s_{l'}}}{d_{l'}^{s_{l'}} + k})$ by the definition of $s_{l'}$. Here, the first inequality follows as σ' by definition is the solution with the highest expected revenue among all allocation corresponding to a single location and the second inequality follows as $\frac{d_{l'}^{s_{l'}+1}}{d_{l'}^{s_{l'}+1} + k} > \sigma_{l'}^*$. Thus, we have established our desired inequality that $Q_R(\sigma') \geq \sigma_{l'}^* \sum_{i>s_{l'}} q_{l'}^i \Lambda_{l'}^i$.

Inequality (iii): $Q_R(\tilde{\sigma}) \geq \sum_{l \in L \setminus \{l'\}} \sigma_l^* \sum_{i \geq s_l} q_l^i \Lambda_l^i$: We recall from earlier that the solution maximizing the MCUA of the expected revenue function exactly corresponds to the solution in step one of Algorithm 3 other than that resources are allocated until either all the resources are exhausted or there are no further segments remaining to iterate over. Consequently, it holds that $\tilde{\sigma}_l^* = \tilde{\sigma}_l$ for all $l \neq l'$ and for $l = l'$ it holds that $\tilde{\sigma}_{l'}^* \geq \tilde{\sigma}_{l'}$, where $\tilde{\sigma}_{l'}^* = \tilde{\sigma}_{l'} + x_{s_{l'}}$. Thus, it follows that $Q_R(\tilde{\sigma}) = \sum_{l \in L \setminus \{l'\}} \sigma_l^* \sum_{i \geq s_l} q_l^i \Lambda_l^i$, which implies our desired inequality.

Together, the inequalities (i), (ii), and (iii) imply that

$$Q_R(\tilde{\sigma}) + Q_R(\sigma') \geq \sum_{l \in L \setminus \{l'\}} \tilde{\sigma}_l^* \sum_{i \geq s_l} q_l^i \Lambda_l^i + \tilde{\sigma}_{l'}^* \sum_{i>s_{l'}} q_{l'}^i \Lambda_{l'}^i = M(\tilde{\sigma}^*) \geq Q_R(\sigma^*), \quad (30)$$

where the equality follows from Equation (29).

Finally, since $\sigma_A^* = \arg \max\{Q_R(\tilde{\sigma}), Q_R(\sigma')\}$ from step 3 of Algorithm 3, it follows from the above inequality that

$$2Q_R(\sigma_A^*) \geq Q_R(\tilde{\sigma}) + Q_R(\sigma') \stackrel{(a)}{\geq} Q_R(\sigma^*),$$

where inequality (a) follows from Equation (30). Thus, we have proved the desired half-approximation that $Q_R(\sigma_A^*) \geq \frac{1}{2}Q_R(\sigma^*)$, which establishes our result.

B.8 Proof of Theorem 7

To prove this claim, we first denote the objective of the MCUA of the expected revenue function summed across all locations given by $M(\sigma)$ for an administrator's resource allocation strategy σ . Then, we recall that, by construction, the developed MCUA is an upper bound on the expected revenue function for all feasible administrator strategies, i.e., $M(\sigma) \geq Q_R(\sigma)$ for all $\sigma \in \Omega_R$ (also see proof of Theorem 6). Next, to establish our resource augmentation guarantee with $R + 1$ resources, we define $\tilde{\sigma}^{R+1}$ as the allocation corresponding to Step 1 of Algorithm 3 with $R + 1$ resources and $\tilde{\sigma}_A^{R+1}$ as the allocation corresponding to Algorithm 3 with $R + 1$ resources. Moreover, we let $\tilde{\sigma}^*$ be the optimal solution corresponding to directly optimizing the MCUA of the expected revenue function. We now show that $Q_R(\sigma^*) \leq Q_{R+1}(\tilde{\sigma}_A^{R+1})$ to establish our claim.

To show that $Q_R(\sigma^*) \leq Q_{R+1}(\tilde{\sigma}_A^{R+1})$, we establish four key relations: (i) $Q_R(\sigma^*) \leq M(\tilde{\sigma}^*)$, (ii) $M(\tilde{\sigma}^*) \leq M(\tilde{\sigma}^{R+1})$, (iii) $M(\tilde{\sigma}^{R+1}) = Q_{R+1}(\tilde{\sigma}^{R+1})$, and (iv) $Q_{R+1}(\tilde{\sigma}^{R+1}) \leq Q_{R+1}(\tilde{\sigma}_A^{R+1})$.

Relation (i): $Q_R(\boldsymbol{\sigma}^*) \leq M(\tilde{\boldsymbol{\sigma}}^*)$: By construction, the MCUA of the expected revenue function upper bounds the expected revenue for all allocation strategies $\boldsymbol{\sigma}$. Hence, it follows that:

$$Q_R(\boldsymbol{\sigma}^*) \leq M(\boldsymbol{\sigma}^*) \leq M(\tilde{\boldsymbol{\sigma}}^*),$$

where the first inequality follows as the MCUA of the expected revenue function upper bounds the expected revenue at $\boldsymbol{\sigma}^*$ and the latter inequality follows by the optimality of $\tilde{\boldsymbol{\sigma}}^*$ for the MCUA of the expected revenue function.

Relation (ii): $M(\tilde{\boldsymbol{\sigma}}^*) \leq M(\tilde{\boldsymbol{\sigma}}^{R+1})$: We recall from the proof of Theorem 6 that the allocation maximizing the MCUA of the expected revenue function corresponds to the solution of Algorithm 4. In other words, the allocation maximizing the MCUA of the expected revenue function corresponds to the solution in the step 1 of Algorithm 3, where resources are allocated until either all the resources are exhausted or there are no further segments are remaining to iterate over. Consequently, by the termination condition of step one of Algorithm 4, there is at most one segment s' and associated location $l_{s'}$ such that the solutions of step one of Algorithm 3 and that of Algorithm 4 differ. In particular, it holds that $\tilde{\sigma}_l^* = \tilde{\sigma}_l$ for all $l \neq l_{s'}$ and for $l = l_{s'}$ it holds that $\tilde{\sigma}_{l_{s'}}^* \geq \tilde{\sigma}_{l_{s'}}$, where $\tilde{\sigma}_{l_{s'}}^* \leq \tilde{\sigma}_{l_{s'}} + x_{s'}$. Without loss of generality, we assume that $\tilde{\sigma}_{l_{s'}}^* > \tilde{\sigma}_{l_{s'}}$, as if this were not the case, then our desired inequality trivially holds.

Next, with $R + 1$ resources, it must hold that the allocation $\tilde{\boldsymbol{\sigma}}^{R+1}$ corresponding to the solution of Algorithm 3 satisfies $\tilde{\sigma}_l^{R+1} \geq \tilde{\sigma}_l = \tilde{\sigma}_l^*$ for all $l \neq l_{s'}$, as the greedy allocation with $R + 1$ resources will at least allocate the same amount of resources to all locations as that with R resources. Furthermore, since $x_{s'} \leq 1$ for all segments s , it also holds for $l = l_{s'}$ that the greedy allocation will completely allocate $x_{s'}$ to location $l_{s'}$; hence, it holds that $\tilde{\sigma}_{l_{s'}}^{R+1} \geq \tilde{\sigma}_{l_{s'}} + x_{s'} \geq \tilde{\sigma}_{l_{s'}}^*$.

Thus, we have established for all locations l that $\tilde{\sigma}_l^{R+1} \geq \tilde{\sigma}_l^*$. Finally, our desired inequality that $M(\tilde{\boldsymbol{\sigma}}^*) \leq M(\tilde{\boldsymbol{\sigma}}^{R+1})$ follows by the monotonicity of the MCUA of the expected revenue function in the resource spending at each location.

Relation (iii): $M(\tilde{\boldsymbol{\sigma}}^{R+1}) = Q_{R+1}(\tilde{\boldsymbol{\sigma}}^{R+1})$: We note that the allocation corresponding to the greedy procedure in Step 1 of Algorithm 3 corresponds to a point where both the expected revenue function and its corresponding MCUA coincide. Consequently, it follows that $M(\tilde{\boldsymbol{\sigma}}^{R+1}) = Q_{R+1}(\tilde{\boldsymbol{\sigma}}^{R+1})$.

Relation (iv): $Q_{R+1}(\tilde{\boldsymbol{\sigma}}^{R+1}) \leq Q_{R+1}(\tilde{\boldsymbol{\sigma}}_A^{R+1})$: This result directly follows, by definition, from the fact that $\tilde{\boldsymbol{\sigma}}_A^{R+1} = \arg \max\{Q_{R+1}(\tilde{\boldsymbol{\sigma}}), Q_{R+1}(\boldsymbol{\sigma}')\}$.

Finally, combining the above four relations that we have shown, we obtain that:

$$Q_R(\boldsymbol{\sigma}^*) \leq M(\tilde{\boldsymbol{\sigma}}^*) \leq M(\tilde{\boldsymbol{\sigma}}^{R+1}) = Q_{R+1}(\tilde{\boldsymbol{\sigma}}^{R+1}) \leq Q_{R+1}(\tilde{\boldsymbol{\sigma}}_A^{R+1}),$$

which proves our claim that $Q_R(\boldsymbol{\sigma}^*) \leq Q_{R+1}(\tilde{\boldsymbol{\sigma}}_A^{R+1})$, i.e., Algorithm 3 with $R + 1$ resources achieves a total expected revenue that is at least that corresponding to the optimal solution of Problem (6a)-(6b). This establishes our claim.

C Welfare Maximization in Probabilistic Setting

In this section, we extend our results obtained in the probabilistic setting for the revenue maximization objective of the administrator to the welfare maximization objective. To this end, we first introduce the problem of maximizing the expected total welfare in the system (Section C.1), following which we present the associated greedy algorithm for the administrator's welfare maximization objective and its corresponding approximation ratio and resource augmentation guarantees (Section C.2).

C.1 Administrator's Expected Welfare Maximization Problem

We recall that, in the probabilistic setting, we assume that while users know the realization of the type $i \in \mathcal{I}$ at each location, the administrator only knows the distribution of each location's type. Consequently, to elucidate the expected welfare maximization problem of the administrator, as with the welfare maximization

problem of the administrator in the deterministic setting (see Section 3.3), we first notice that the expected total social welfare in the system is given by $\sum_{l \in L} \sum_{i \in \mathcal{I}} q_l^i v_l^i$ and the level of welfare not accrued by the administrator under a strategy σ with R resources is given by $W_R^-(\sigma) = \sum_{l \in L} (1 - \sigma_l) \sum_{i \in \mathcal{I}} q_l^i v_l^i y_l^i(\sigma)$. Then, the total accrued welfare under a strategy σ with R resources is given by $W_R(\sigma) = \sum_{l \in L} \sum_{i \in \mathcal{I}} q_l^i v_l^i - W_R^-(\sigma)$; hence, the expected welfare maximizing strategy of the administrator is equivalent to the strategy that minimizes $W_R^-(\sigma)$. Consequently, the expected welfare maximizing strategy of the administrator can be computed through the solution of the following bi-level program:

$$\begin{aligned} \max_{\substack{\sigma \in \Omega_R \\ y_l^i(\sigma) \in [0,1], \forall l \in L, i \in \mathcal{I}}} \quad & W_R^-(\sigma) = \sum_{l \in L} (1 - \sigma_l) \sum_{i \in \mathcal{I}} q_l^i v_l^i y_l^i(\sigma), \quad (31a) \\ \text{s.t.} \quad & y_l^i(\sigma) \in \arg \max_{y \in [0,1]} U_l^i(\sigma, y) = y[(1 - \sigma_l)d_l^i - \sigma_l k], \quad \text{for all } l \in L, i \in \mathcal{I}, \quad (31b) \end{aligned}$$

where in upper-level problem, the administrator employs a strategy σ that maximizes its expected welfare to which the users at each location of each type best respond by maximizing their utilities in the lower-level problem based on the realized type at that location. As in the deterministic setting, we note that the best response of users is given by the threshold function

$$y_l^i(\sigma) = \begin{cases} 0, & \text{if } \sigma_l \geq \frac{d_l^i}{d_l^i + k}, \\ 1, & \text{otherwise.} \end{cases} \quad (32)$$

We reiterate, as with the best response of users in the deterministic setting in Equation (5), that when $\sigma_l = \frac{d_l^i}{d_l^i + k}$, any $y_l^i(\sigma) \in [0, 1]$ is a best-response for users at a location l with type i . Yet, we let $y_l^i(\sigma) = 0$ when $\sigma_l = \frac{d_l^i}{d_l^i + k}$ as it corresponds to the highest expected welfare outcome for the administrator (see Section 4.2 for a further discussion). We note that unlike the best-response function in the expected revenue maximization setting, where $y_l^i(\sigma) = 1$ when $\sigma_l = \frac{d_l^i}{d_l^i + k}$, in the expected welfare maximization setting, $y_l^i(\sigma) = 0$ when $\sigma_l = \frac{d_l^i}{d_l^i + k}$. For a further discussion on this difference between the best-response function of users under the welfare and revenue maximization administrator objectives, see Section 4.2.1.

C.2 Greedy Algorithm for Expected Welfare Maximization

In studying the expected welfare maximization problem of the administrator, we first note that the problem of computing the administrator's welfare-maximizing strategy in the probabilistic setting is NP-hard, which follows by our hardness result on solving for the administrator's welfare-maximizing strategy in the deterministic setting (Theorem 2). Thus, in this section, we introduce a greedy algorithm, described in Algorithm 5, to approximately solve for the administrator's expected welfare maximizing resource allocation strategy and highlight its corresponding approximation ratio and resource augmentation guarantees.

We begin by first describing our algorithmic approach to achieve an approximate solution to the administrator's expected welfare maximization problem, which proceeds as follows. First, rather than directly optimizing the expected welfare of the administrator, which as noted earlier is NP-hard to optimize, we maximize its corresponding monotone concave upper approximation (MCUA), which we depict in Figure 6. In particular, similar of maximizing the MCUA of the expected revenue function (see Section 5.3), optimizing the MCUA of the expected welfare function can be reduced to solving a linear program whose solution boils down to a greedy-like procedure presented in Step 1 of Algorithm 5 (see Theorem 9).

To elucidate this greedy-like procedure, we note that the MCUA of the expected welfare function for each location l is a piece-wise linear function; thus, we define \mathcal{S} as the set of all such piece-wise linear segments of the MCUA of the expected welfare function across all locations. We then characterize each segment $s \in \mathcal{S}$ by three parameters: (i) l_s , which represents the location corresponding to segment s , (ii) c_s , which corresponds to the slope of segment s , and (iii) x_s , which represents the horizontal width, i.e., resource requirement, of segment s . In particular, Figure 6 (right) depicts the associated slopes c_s and resource requirements x_s corresponding to the segments for the MCUA of the expected welfare function for a given location l . We then order the segments in the set \mathcal{S} in the descending order of the slopes of the MCUA of the expected

welfare function and find the solution corresponding to a greedy algorithm that allocates at most z_s to each segment in the descending order of the slopes of the MCUA of the expected welfare function.

Next, as with Algorithm 3, we compute an allocation corresponding to spending all the available resources at a single location that yields the highest expected welfare of the administrator. Finally, we return the best of the greedy allocation corresponding to optimizing the MCUA of the expected welfare function and the allocation corresponding to spending all the available resources at a single location that achieves a higher expected welfare for the administrator. This procedure is formally presented in Algorithm 5.

Algorithm 5: Greedy Algorithm for Administrator's Expected Welfare Maximization Objective

Input : Total Resource capacity R , Location Types $\Theta_l^i = (\Lambda_l^i, d_l^i, v_l^i)$ for all locations l and types i

Output: Resource Allocation Strategy σ_A^*

Step 1: Greedy Allocation Based on Slopes of MCUA of Expected Welfare Function:

Generate MCUA of the expected welfare function for each location l ;

$\tilde{S} \leftarrow$ Ordered list of segments s across all locations of this MCUA in descending order of slopes c_s ;

Initialize allocation strategy $\tilde{\sigma} \leftarrow \mathbf{0}$;

for segment $s \in \tilde{S}$ **do**

$\tilde{\sigma}_{l_s} \leftarrow \tilde{\sigma}_{l_s} + \min\{R, x_s\}$; Allocate x_s to location l_s ;

$R \leftarrow R - \min\{R, x_s\}$; Update amount of remaining resources ;

end

Step 2: Find Solution σ' that Maximizes expected welfare from spending on Single Location:

$\sigma^l \leftarrow \arg \max_{\sigma \in \Omega_R: \sigma_{l'}=0, \forall l' \neq l} W_R(\sigma)$ for all locations l ;

$\sigma' \leftarrow \arg \max_{l \in L} W_R(\sigma^l)$;

Step 3: Return Solution with a Higher Expected Welfare:

$\sigma_A^* \leftarrow \arg \max\{W_R(\tilde{\sigma}), W_R(\sigma')\}$;

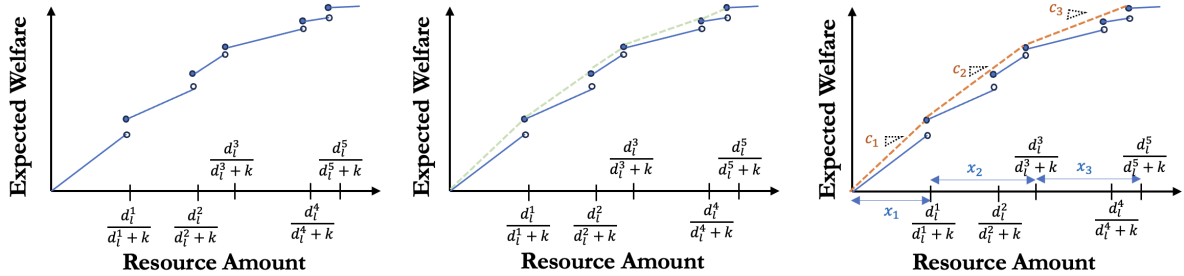


Figure 6: Depiction of the expected welfare as a function of the amount of resources allocated to location l (left), its upper bound (center), and its corresponding monotone concave upper approximation (right) for a setting with five types, i.e., $|\mathcal{I}| = 5$. Note that the expected welfare remains constant after a resource allocation that exceeds $\max_i \frac{d_i^i}{d_i^i+k}$. Further, for the MCUA of the expected welfare function, there are three segments s for location l , with corresponding slopes c_s of the segments and the corresponding width x_s of the segments marked in the plot on the right.

We now present the main results of this section, which establish the approximation guarantees of Algorithm 5 to the optimal expected welfare of the administrator. Our first result establishes that Algorithm 5 achieves at least half the expected welfare as that corresponding to the solution of Problem (31a)-(31b).

Theorem 9 (1/2 Approximation of Greedy Algorithm for Expected Welfare Maximization). *Denote σ_A^* as the solution corresponding to Algorithm 5 and let σ^* be the expected welfare maximizing allocation that solves Problem (31a)-(31b). Then, σ_A^* achieves at least half the expected welfare as compared to σ^* , i.e., $W_R(\sigma_A^*) \geq \frac{1}{2}W_R(\sigma^*)$.*

Our next result establishes that if the administrator had just one additional resource, i.e., $R+1$ resources, then Algorithm 5 will achieve at least the expected welfare as the welfare maximizing solution of the NP-hard bi-level Program (31a)-(31b) with R resources.

Theorem 10 (Resource Augmentation Guarantee for Expected Welfare Maximization). *Denote σ_A^* as the solution corresponding to Algorithm 5 with $R+1$ resources and let σ^* be the expected welfare-maximizing*

allocation that solves Problem (31a)-(31b) with R resources. Then, the expected welfare under the allocation σ_A^* with $R + 1$ resources is at least that corresponding to σ^* with R resources, i.e., $W_{R+1}(\sigma_A^*) \geq W_R(\sigma^*)$.

We note that the administrator only requires $R + \max_{l \in L, i \in \mathcal{I}} \frac{d_l^i}{d_l^i + k}$ resources to obtain the resource augmentation guarantee in Theorem 3; however, we present the result with $R + 1$ resources for ease of exposition. Theorems 9 and 10 imply that we obtain the same approximation ratio and resource augmentation guarantees for the administrator’s welfare maximization problem in the probabilistic setting as we did in the deterministic welfare maximization setting (see Section 4.2.3). Furthermore, we note that Algorithm 5 in the welfare maximization setting follows a similar idea to Algorithm 3 in the revenue maximization setting in terms of generating a monotone concave upper approximation to reduce the originally NP-hard bi-level optimization into a tractable linear program that can be solved with a greedy like procedure. Consequently, the proofs of Theorems 9 and 10 follow similarly to the corresponding results in the expected revenue maximization; hence, we omit these proofs for brevity.

Yet, we note that while Algorithm 5 in the welfare maximization setting is akin to Algorithm 3 in the revenue maximization setting, there is one key point of difference. In particular, unlike in Algorithm 3, we do not terminate the greedy procedure at the point in the algorithm when there is a segment in the ordered set $\tilde{\mathcal{S}}$ such that the segment’s resource requirement x_s exceeds the available resources. Such a termination of the greedy procedure in step one of Algorithm 5 is not necessary in the welfare maximization setting, as, unlike the expected revenue function, the expected welfare function is monotonically (non)-decreasing in the amount of resources allocated to each location (see Figures 2 and 6). Yet, we note from our analysis in the expected revenue maximization setting that the obtained approximation ratio and resource augmentation guarantees obtained in Theorems 9 and 10 would continue to hold even in the setting when the greedy procedure in step 1 of Algorithm 5 is terminated in a similar manner to Algorithm 3.

Finally, we note that Theorems 9 and 10 further highlight the benefit to administrators for recruiting one additional security personnel and applying a simple algorithm, i.e., Algorithm 5, rather than investing significant computational power and effort to compute the NP-hard welfare-maximizing strategy of the administrator.

D Equilibrium Strategies of Administrator and Users in Contract Game

In this section, we study the strategies of the administrator and users in our contract game, given a contract parameter $\alpha \in [0, 1]$. To simplify exposition and elucidate the main ideas of this contract game, we focus on the deterministic setting, where each location’s type is known to the administrator, and, following ideas developed in Section 5, note that our proposed framework and results can be naturally generalized to the probabilistic setting as well.

In studying the equilibrium strategies of the administrator and users, we first note that the problem of computing equilibria of this contract game is NP-hard, as solving the bi-level Program (8a)-(8b) is NP-hard, in general. The proof of this claim follows almost entirely analogously to the proof of Theorem 2. In particular, as in the proof of Theorem 2, we reduce from an instance of the partition problem and consider an instance of the contract game that is akin to the instance in the proof of Theorem 2 and where the number of fraudulent users $\Lambda_l = \delta$ for all locations l is a small constant. In this setting, Objective (8a) is dominated by the welfare term for a sufficiently large $\alpha \in [0, 1]$, e.g., $\alpha = 1$. Thus, on constructing an instance akin to that in the proof of Theorem 2 and where the number of fraudulent users Λ at each location is a small constant, the remainder of the proof follows from an almost entirely analogous line of reasoning to the proof of Theorem 2; thus, we omit the remaining proof details for brevity.

Given the hardness of solving Problem (8a)-(8b), we now present a variant of a greedy algorithm to compute an administrator strategy with an approximation guarantee to the optimal solution of Problem (8a)-(8b) for any given contract parameter $\alpha \in [0, 1]$. To this end, we first note that the best-response strategy $y_l(\sigma, \alpha)$ of users at a given location l , corresponding to the solution of the lower-level Problem (8b), given a

contract parameter α and an administrator strategy σ , is

$$y_l(\sigma, \alpha) = \begin{cases} 0, & \text{if } \sigma_l > \frac{d_l}{d_l+k} \text{ or } \left(\sigma_l = \frac{d_l}{d_l+k} \text{ and } (k\Lambda_l + \alpha v_l) \frac{d_l}{d_l+k} \leq \alpha v_l \right), \\ 1, & \text{otherwise.} \end{cases} \quad (33)$$

Notice that as with our earlier studied best-response function of users in the revenue and welfare maximization settings, when $\sigma_l = \frac{d_l}{d_l+k}$, any $y_l(\sigma, \alpha) \in [0, 1]$ is a best-response for users at location l . However, at the threshold $\sigma_l = \frac{d_l}{d_l+k}$, we let $y_l(\sigma, \alpha)$ take on the value zero or one depending on whether the administrator's revenue corresponding to location l , given by αv_l , when $y_l(\sigma, \alpha) = 0$ is smaller than the administrator's revenue at location l , given by $(\Lambda_l + \alpha v_l) \frac{d_l}{d_l+k}$, when $y_l(\sigma, \alpha) = 1$ or not. Moreover, in the case when $\sigma_l = \frac{d_l}{d_l+k}$ and the administrator is indifferent between the outcomes corresponding to $y_l(\sigma, \alpha) = 1$ or $y_l(\sigma, \alpha) = 0$, i.e., $(k\Lambda_l + \alpha v_l) \frac{d_l}{d_l+k} = \alpha v_l$, we set $y_l(\sigma, \alpha) = 0$, as this maximizes the welfare of the principal. Thus, the best-response function of users in Equation (33) is in alignment with the notion of strong Stackelberg equilibria [48].

Having presented the best-response function of users in our studied contract game, we now present Algorithm 6, *Contract-Greedy*, which extends our greedy-like algorithmic approach for the welfare maximization setting (see Algorithm 2) to compute an administrator strategy in our contract game for any contract $\alpha \in [0, 1]$. We note that Algorithm 6 is entirely analogous to Algorithm 2 in the welfare maximization setting other than in the process of sorting locations, as the administrator in our contract game, maximizes a linear combination of the revenue and welfare objectives.

Algorithm 6: *Contract-Greedy*

Input : Contract parameter α , Resource capacity R , Locations types $\Theta_l = (\Lambda_l, d_l, v_l)$ for all locations l

Step 1: Find Greedy Solution $\tilde{\sigma}$:

Define $z_l \leftarrow \max\{\alpha v_l, (k\Lambda_l + \alpha v_l) \frac{d_l}{d_l+k}\}$ for all locations l ;

Order locations in descending order of $\frac{z_l(d_l+k)}{d_l}$;

for $l = 1, 2, \dots, |L|$ **do**

$\tilde{\sigma}_l \leftarrow \min\{R, \frac{d_l}{d_l+k}\}$; Allocate the minimum of the remaining resources and $\frac{d_l}{d_l+k}$ to location l ;
 $R \leftarrow R - \tilde{\sigma}_l$; Update amount of remaining resources ;

end

Step 2: Find Solution σ' that Maximizes Revenue from Spending on Single Location:

$\sigma^l \leftarrow \arg \max_{\sigma \in \Omega_R: \sigma_{l'}=0, \forall l' \neq l} Q_R(\sigma) + \alpha W_R(\sigma)$ for all locations l ;

$\sigma' \leftarrow \arg \max_{l \in L} Q_R(\sigma^l) + \alpha W_R(\sigma^l)$;

Step 3: Return Solution with a Higher Administrator Revenue:

$\sigma_\alpha^A \leftarrow \arg \max\{Q_R(\tilde{\sigma}) + \alpha W_R(\tilde{\sigma}), Q_R(\sigma') + \alpha W_R(\sigma')\}$;

We now show that Algorithm 6 achieves at least half the total revenue for the administrator as the optimal solution to the bi-level Program (8a)-(8b) for any contract parameter $\alpha \in [0, 1]$.

Theorem 11 (1/2 Approximation of Greedy Algorithm for Contract Game). *For any given contract parameter α , let σ_α^A be the solution corresponding to Algorithm 6 and let σ_α^* be the optimal solution of the bi-level Program (8a)-(8b). Then, σ_α^A achieves at least half the revenue for the administrator as the optimal solution σ_α^* , i.e., $Q_R(\sigma_\alpha^A) + \alpha W_R(\sigma_\alpha^A) \geq \frac{1}{2} (Q_R(\sigma_\alpha^*) + \alpha W_R(\sigma_\alpha^*))$.*

The proof of Theorem 11 follows an almost entirely analogous line of reasoning to that of Theorem 3, and thus we omit it for brevity. Moreover, as in the earlier studied revenue and welfare maximization settings, we can also establish an analogous resource augmentation guarantee for Algorithm 6. Overall, our earlier developed algorithmic approaches and associated theoretical guarantees naturally carry forward to computing the administrator strategies in the contract game, as Objective (8a) is a linear combination of our earlier studied revenue and welfare objectives.

E Theoretical Results on Dense Sampling

In this section, we study the near-optimality of our proposed dense sampling procedure presented in Section 6.1. In particular, we prove two key results, which establish that applying the above dense-sampling

procedure approximately maximizes the principal's payoff across all contract parameters $\alpha \in [0, 1]$, where the loss in the principal's payoff depends on the chosen step-size s . Our first result is a restatement of Theorem 8, which establishes the near-optimality of dense sampling in the setting when, given any contract parameter α , the administrator strategy corresponds to the solution of the bi-level Program (8a)-(8b).

Theorem 12 (Near-Optimality of Dense Sampling under Optimal Administrator Strategy). *Let $\alpha^* \in [0, 1]$ be the principal's payoff maximizing contract and $\alpha_s^* \in \mathcal{A}_s$ be the contract computed through dense-sampling. Further, given any α , let $\sigma(\alpha)$ be the solution of Problem (8a)-(8b). Then, for a step-size $s \leq \frac{\epsilon}{\sum_l v_l}$, the loss in the principal's payoff through dense sampling is bounded by ϵ , i.e., $(1 - \alpha^*)W_R(\sigma(\alpha_s^*)) \leq (1 - \alpha_s^*)W_R(\sigma(\alpha_s^*)) + \epsilon$.*

Our second result establishes the near-optimality of dense sampling in the setting when, given any contract parameter α , the administrator strategy is computed using Algorithm 6 under a correlation assumption on the valuations v_l and welfare bang-per-buck ratios $\frac{v_l(d_l+k)}{d_l}$ at each location l .

Theorem 13 (Near-Optimality of Dense Sampling under Greedy Administrator Strategy). *Let $\alpha^* \in [0, 1]$ denote the optimal contract, $\alpha_s^* \in \mathcal{A}_s$ be the contract computed through dense-sampling, and suppose that the valuations v_l are positively correlated with the welfare bang-per-buck ratios $\frac{v_l(d_l+k)}{d_l}$ at each location, i.e., if $v_1 \leq \dots \leq v_{|L|}$, then $\frac{v_1(d_1+k)}{d_1} \leq \frac{v_2(d_2+k)}{d_2} \leq \dots \leq \frac{v_{|L|}(d_{|L|}+k)}{d_{|L|}}$. Further, given $R \geq 1$ resources, suppose that, given any contract α , the administrator strategy σ_α^A is computed using Algorithm 6. Then, for a step-size $s \leq \frac{\epsilon}{\sum_l v_l}$, the loss in the principal's payoff through dense sampling is bounded by ϵ , i.e., $(1 - \alpha^*)W_R(\sigma_{\alpha_s^*}^A) \leq (1 - \alpha_s^*)W_R(\sigma_{\alpha_s^*}^A) + \epsilon$.*

In the remainder of this section, we first present the key lemmas necessary to prove the above results (Appendix E.1), following which we present the proofs of these lemmas in subsequent sections (Appendices E.2-E.4).

E.1 Key Lemmas

To establish Theorems 8 and 13, we follow a two-step procedure. In particular, as a first step, we show that if the administrator strategy $\sigma(\alpha)$ for any contract parameter α is such that the welfare function $W_R(\sigma(\alpha))$ is monotonically non-decreasing in α , then our dense-sampling procedure approximately maximizes the principal's payoff across all contract parameters $\alpha \in [0, 1]$, as is elucidated by the following lemma.

Lemma 9 (Monotonicity of Welfare Function Implies Near-Optimality). *Let $\sigma(\alpha)$ be an administrator strategy, given a contract parameter α , such that the welfare function is monotonically non-decreasing in α , i.e., if $\alpha_1 < \alpha_2$, $W_R(\sigma(\alpha_2)) \geq W_R(\sigma(\alpha_1))$. Furthermore, denote $\alpha^* \in [0, 1]$ as the optimal contract and let $\alpha_s^* \in \mathcal{A}_s$ be the contract computed through dense-sampling. Then, given $R \geq 1$ resources, for a step-size $s \leq \frac{\epsilon}{\sum_l v_l}$, the loss in the principal's payoff is bounded by ϵ , i.e., $(1 - \alpha^*)W(\sigma_{\alpha_s^*}^A) \leq (1 - \alpha_s^*)W(\sigma_{\alpha_s^*}^A) + \epsilon$.*

For a proof of Lemma 9, see Appendix E.2. Lemma 9 establishes that if the algorithm or procedure of computing the administrator's strategy given a contract parameter α satisfies a natural monotonicity property, then dense sampling is near optimal for an appropriately chosen step size of the discretized set \mathcal{A}_s . Note that such a monotonicity property is natural as increasing the contract parameter α is synonymous with providing the administrator a higher compensation for its contribution to the welfare of the system.

Our next two results establish that this monotonicity of the welfare function in the parameter α is indeed satisfied for the optimal administrator strategy corresponding to the solution of the bi-level Program (8a)-(8b) as well as the administrator strategy that is computed using Algorithm 6 under a correlation assumption on the valuations v_l and welfare bang-per-buck ratios $\frac{v_l(d_l+k)}{d_l}$ at each location l , as is elucidated by the following two lemmas.

Lemma 10 (Monotonicity of Optimal Welfare in Contract α). *Let $\sigma^*(\alpha)$ be the optimal solution of the bi-level Program (8a)-(8b), given a contract parameter α . Then, the optimal welfare is monotonically non-decreasing in α , i.e., for any two contract parameters $\alpha_1, \alpha_2 \in [0, 1]$ with $\alpha_1 < \alpha_2$, it holds that $W_R(\sigma^*(\alpha_2)) \geq W_R(\sigma^*(\alpha_1))$.*

Lemma 11 (Monotonicity of Optimal Welfare in Contract α). *Let σ_α^A be the allocation computed using Algorithm 6 given a contract parameter α and suppose that the v_l are positively correlated with the welfare bang-per-buck ratios $\frac{v_l(d_l+k)}{d_l}$ at each location, i.e., if $v_1 \leq \dots \leq v_{|L|}$, then $\frac{v_1(d_1+k)}{d_1} \leq \frac{v_2(d_2+k)}{d_2} \leq \dots \leq \frac{v_{|L|}(d_{|L|}+k)}{d_{|L|}}$. Then, the welfare of the solutions corresponding to Algorithm 6 is monotonically non-decreasing in α , i.e., for any two contract parameters $\alpha_1, \alpha_2 \in [0, 1]$ with $\alpha_1 < \alpha_2$, it holds that $W_R(\sigma_{\alpha_2}^A) \geq W_R(\sigma_{\alpha_1}^A)$.*

We note here that there are several settings when the correlation condition in the statement of Lemma 10 is satisfied. For instance, this condition is trivially satisfied in settings when the benefits d_l are fixed regardless of the location, i.e., if $d_l = d_{l'}$ for all $l, l' \in L$. Such a setting may be pertinent in several applications of interest where the benefits accrued from engaging in fraud may not vary across locations and represents a fixed constant that is accrued if a user engages in fraud. Furthermore, while, for many instances, the above correlation condition may not be exactly met, in our conducted numerical experiments (e.g., see Figure 3), we observe that the welfare function corresponding to the administrator strategies computed using Algorithm 6 given contract parameters α is monotonically increasing in α (for the discrete set of values \mathcal{A}_s where the step size is $s = 0.05$).

For proofs of Lemmas 10 and 11, see Appendices E.3 and E.4, respectively. Note that Lemmas 9 and 10 jointly establish Theorem 8, while Lemmas 9 and 11 jointly establish Theorem 13.

E.2 Proof of Lemma 9

Let $\alpha_s^* \in \mathcal{A}_s$ be the optimal solution to the principal's payoff maximization problem for α lying in the discrete set of values in the set $\mathcal{A}_s = \{0, s, 2s, \dots, 1\}$. Furthermore, let $\sigma(\alpha)$ be an administrator strategy, given a contract parameter α , such that the welfare function is monotonically non-decreasing in α , i.e., $W_R(\sigma(\alpha_2)) \geq W_R(\sigma(\alpha_1))$ if $\alpha_1 < \alpha_2$.

Then, it follows by the optimality of α_s^* in the set \mathcal{A}_s that:

$$(1 - \alpha_s^*)W_R(\sigma(\alpha_s^*)) \geq (1 - \alpha)W_R(\sigma(\alpha)), \quad \text{for all } \alpha \in \mathcal{A}_s. \quad (34)$$

Next, define $\alpha^* \in [0, 1]$ as the contract parameter that maximizes the administrator's welfare, i.e., it holds that

$$(1 - \alpha^*)W_R(\sigma(\alpha^*)) \geq (1 - \alpha)W_R(\sigma(\alpha)), \quad \text{for all } \alpha \in [0, 1].$$

Next, without loss of generality, we suppose that $\alpha^* \notin \mathcal{A}_s$, as otherwise $\alpha_s^* = \alpha^*$ by the optimality of α_s^* in the discrete set \mathcal{A}_s of α values. Thus, it holds that there are two neighboring contract parameters $\alpha_{s_1}, \alpha_{s_2}$, such that $\alpha_{s_1} < \alpha^* < \alpha_{s_2}$ and $\alpha_{s_2} - \alpha_{s_1} \leq s$. Consequently, it holds that $\alpha^* - \alpha_{s_1} \leq s$ and $\alpha_{s_2} - \alpha^* \leq s$. Moreover, by the monotonicity of the welfare in α , we have that:

$$\begin{aligned} (1 - \alpha^*)W_R(\sigma(\alpha^*)) &\stackrel{(a)}{\leq} (1 - \alpha^*)W_R(\sigma(\alpha_{s_2})), \\ &= (1 - \alpha_{s_2})W_R(\sigma(\alpha_{s_2})) + (\alpha_{s_2} - \alpha^*)W_R(\sigma(\alpha_{s_2})), \\ &\stackrel{(b)}{\leq} (1 - \alpha_s^*)W_R(\sigma(\alpha_s^*)) + s \sum_{l \in L} v_l, \\ &\stackrel{(c)}{\leq} (1 - \alpha_s^*)W_R(\sigma(\alpha_s^*)) + \epsilon, \end{aligned}$$

where (a) follows by the monotonicity of the welfare in α and thus the fact that $W_R(\sigma(\alpha_{s_2})) \geq W_R(\sigma(\alpha^*))$, as $\alpha_{s_2} > \alpha^*$, (b) follows by Equation (34), the fact that $\alpha_{s_2} - \alpha^* \leq s$, and that the maximum achievable welfare can never exceed $\sum_{l \in L} v_l$, and (c) follows as $s \leq \frac{\epsilon}{\sum_l v_l}$. The final inequality above implies our desired sub-optimality result that the loss in the optimal welfare from our dense sampling approach is bounded by at most ϵ for a step-size $s \leq \frac{\epsilon}{\sum_l v_l}$.

E.3 Proof of Lemma 10

Let $\alpha_1 < \alpha_2$ be two contract parameters and let the optimal solution of the administrator's bi-level Program (8a)-(8b) given α_1 be $\sigma^*(\alpha_1)$ and given α_2 be $\sigma^*(\alpha_2)$. Then, by the optimality of $\sigma^*(\alpha_1)$ for Prob-

lem (8a)-(8b), given contract parameter α_1 , we have that:

$$Q_R(\boldsymbol{\sigma}^*(\alpha_1)) + \alpha_1 W_R(\boldsymbol{\sigma}^*(\alpha_1)) \geq Q_R(\boldsymbol{\sigma}^*(\alpha_2)) + \alpha_1 W_R(\boldsymbol{\sigma}^*(\alpha_2)) \quad (35)$$

and by the optimality of $\boldsymbol{\sigma}^*(\alpha_2)$ for Problem (8a)-(8b), given contract parameter α_2 , we have that:

$$Q_R(\boldsymbol{\sigma}^*(\alpha_2)) + \alpha_2 W_R(\boldsymbol{\sigma}^*(\alpha_2)) \geq Q_R(\boldsymbol{\sigma}^*(\alpha_1)) + \alpha_2 W_R(\boldsymbol{\sigma}^*(\alpha_1)). \quad (36)$$

Next, summing Equations (35) and (36), we obtain:

$$\alpha_1 W_R(\boldsymbol{\sigma}^*(\alpha_1)) + \alpha_2 W_R(\boldsymbol{\sigma}^*(\alpha_2)) \geq \alpha_1 W_R(\boldsymbol{\sigma}^*(\alpha_2)) + \alpha_2 W_R(\boldsymbol{\sigma}^*(\alpha_1)).$$

The above inequality implies that:

$$(\alpha_2 - \alpha_1)(W_R(\boldsymbol{\sigma}^*(\alpha_2)) - W_R(\boldsymbol{\sigma}^*(\alpha_1))) \geq 0.$$

Finally, since $\alpha_2 > \alpha_1$, the above inequality can only hold if $W_R(\boldsymbol{\sigma}^*(\alpha_2)) \geq W_R(\boldsymbol{\sigma}^*(\alpha_1))$, i.e., the welfare function corresponding to the optimal solution of Problem (8a)-(8b) is monotone in the contract parameter α , which establishes our desired result.

E.4 Proof of Lemma 11

Let $\alpha_1 < \alpha_2$ be two contract parameters, $\tilde{\boldsymbol{\sigma}}^{\alpha_1}, \tilde{\boldsymbol{\sigma}}^{\alpha_2}$ be the the solutions corresponding to step one of Algorithm 6, and $\boldsymbol{\sigma}^{\alpha_1'}, \boldsymbol{\sigma}^{\alpha_2}'$ be the the solutions corresponding to step two of Algorithm 6. In the following we show that: (i) $W_R(\boldsymbol{\sigma}^{\alpha_1'}) \leq W_R(\boldsymbol{\sigma}^{\alpha_2})$ and (ii) $W_R(\tilde{\boldsymbol{\sigma}}^{\alpha_1}) \leq W_R(\tilde{\boldsymbol{\sigma}}^{\alpha_2})$. Note that proving both these claims establishes our desired result as $\boldsymbol{\sigma}_\alpha^A = \arg \max\{W_R(\tilde{\boldsymbol{\sigma}}^\alpha), W_R(\boldsymbol{\sigma}^{\alpha'})\}$, and hence, from the above two claims, it is straightforward to see that $W_R(\boldsymbol{\sigma}_{\alpha_1}^A) \leq W_R(\boldsymbol{\sigma}_{\alpha_2}^A)$. Thus, in the remainder of this proof, we establish claims (i) and (ii).

Proof of Claim (i): Notice that in step two of Algorithm 6, only one location is allocated resources by the administrator. In particular, at the contract level α_1 , suppose l_{α_1} is the location to which the administrator allocates resources. In this case, note that either (a) $l_{\alpha_1} = \arg \max_{l \in L} \alpha_1 v_l$ or (b) $l_{\alpha_1} = \arg \max_{l \in L} (k\Lambda_l + \alpha_1 v_l) \frac{d_l}{d_l + k}$, depending on whether $\max_{l \in L} \alpha_1 v_l$ or $\max_{l \in L} (k\Lambda_l + \alpha_1 v_l) \frac{d_l}{d_l + k}$ is greater. Analogously, we can define l_{α_2} .

Case (a): We first suppose that case (a) holds for the parameter α_1 . We now show that $l_{\alpha_2} = \arg \max_{l \in L} \alpha_2 v_l$, and consequently that $l_{\alpha_1} = l_{\alpha_2}$, which subsequently establishes our claim that $W_R(\boldsymbol{\sigma}^{\alpha_1'}) \leq W_R(\boldsymbol{\sigma}^{\alpha_2})$.

To see this, first note by the definition of l_{α_1} that $\alpha_1 v_{l_{\alpha_1}} \geq \alpha_1 v_l$ for all l , i.e., $v_{l_{\alpha_1}} \geq v_l$ for all l . Thus, if $l_{\alpha_2} = \arg \max_{l \in L} \alpha_2 v_l$, it follows as $l_{\alpha_2} = l_{\alpha_1}$.

Moreover, it holds by the definition of l_{α_1} that $\alpha_1 v_{l_{\alpha_1}} \geq (k\Lambda_{l_{\alpha_1}} + \alpha_1 v_{l_{\alpha_1}}) \frac{d_{l_{\alpha_1}}}{d_{l_{\alpha_1}} + k}$. Consequently, at α_2 , it holds for any location l that

$$\begin{aligned} (k\Lambda_l + \alpha_2 v_l) \frac{d_l}{d_l + k} &= (k\Lambda_l + \alpha_1 v_l) \frac{d_l}{d_l + k} + (\alpha_2 - \alpha_1) v_l \frac{d_l}{d_l + k}, \\ &\stackrel{(a)}{\leq} \alpha_1 v_{l_{\alpha_1}} + (\alpha_2 - \alpha_1) v_l, \\ &\stackrel{(b)}{\leq} \alpha_2 v_{l_{\alpha_1}} \end{aligned}$$

where (a) follows by the definition of l_{α_1} and the fact that $\frac{d_l}{d_l + k} \leq 1$ and (b) follows from the fact that $v_{l_{\alpha_1}} \geq v_l$ for all locations l , as noted above. Thus, we have that $l_{\alpha_2} = \arg \max_{l \in L} \alpha_2 v_l$, as, in particular, $\alpha_2 v_{l_{\alpha_1}} \geq (k\Lambda_l + \alpha_2 v_l) \frac{d_l}{d_l + k}$. Finally, since $v_{l_{\alpha_1}} \geq v_l$ for all locations l , it follows that $l_{\alpha_2} = l_{\alpha_1}$ and hence that the welfare $W_R(\boldsymbol{\sigma}^{\alpha_1'}) = W_R(\boldsymbol{\sigma}^{\alpha_2})$, which establishes our desired inequality on the welfare functions for case (a).

Case (b): Next, suppose case (b) holds for the parameter α_1 . In this case, the welfare accrued by the strategy $\boldsymbol{\sigma}^{\alpha_1'}$ is given by $W_R(\boldsymbol{\sigma}^{\alpha_1'}) = v_{l_{\alpha_1}} \frac{d_{l_{\alpha_1}}}{d_{l_{\alpha_1}} + k}$. We now show that the corresponding welfare accrued

by $\tilde{\sigma}^{\alpha_2}$ is (weakly) higher. To see this, we consider two cases for l_{α_2} : (i) $l_{\alpha_2} = \arg \max_{l \in L} \alpha_2 v_l$ and (ii) $l_{\alpha_2} = \arg \max_{l \in L} (k\Lambda_l + \alpha_2 v_l) \frac{d_l}{d_l+k}$.

In the first case, it holds that $\alpha_2 v_{l_{\alpha_2}} \geq \alpha_2 v_{l_{\alpha_1}}$ by the definition of l_{α_2} , i.e., it follows that $v_{l_{\alpha_2}} \geq v_{l_{\alpha_1}}$. Thus, the welfare accrued under the parameter α_2 is given by

$$W_R(\sigma^{\alpha'_2}) = v_{l_{\alpha_2}} \geq v_{l_{\alpha_1}} \geq v_{l_{\alpha_1}} \frac{d_{l_{\alpha_1}}}{d_{l_{\alpha_1}} + k} = W_R(\sigma^{\alpha'_1}),$$

which implies that $W_R(\sigma^{\alpha'_2}) \geq W_R(\sigma^{\alpha'_1})$ in the first case.

In the second case, it holds that $(k\Lambda_{l_{\alpha_2}} + \alpha_2 v_{l_{\alpha_2}}) \frac{d_{l_{\alpha_2}}}{d_{l_{\alpha_2}}+k} \geq (k\Lambda_{l_{\alpha_1}} + \alpha_2 v_{l_{\alpha_1}}) \frac{d_{l_{\alpha_1}}}{d_{l_{\alpha_1}}+k}$ by the definition of l_{α_2} . Moreover, by the definition of l_{α_1} it holds that $(k\Lambda_{l_{\alpha_2}} + \alpha_1 v_{l_{\alpha_2}}) \frac{d_{l_{\alpha_2}}}{d_{l_{\alpha_2}}+k} \leq (k\Lambda_{l_{\alpha_1}} + \alpha_1 v_{l_{\alpha_1}}) \frac{d_{l_{\alpha_1}}}{d_{l_{\alpha_1}}+k}$. Adding these two inequalities, we get:

$$\alpha_2 v_{l_{\alpha_2}} \frac{d_{l_{\alpha_2}}}{d_{l_{\alpha_2}} + k} + \alpha_1 v_{l_{\alpha_1}} \frac{d_{l_{\alpha_1}}}{d_{l_{\alpha_1}} + k} \geq \alpha_1 v_{l_{\alpha_2}} \frac{d_{l_{\alpha_2}}}{d_{l_{\alpha_2}} + k} + \alpha_2 v_{l_{\alpha_1}} \frac{d_{l_{\alpha_1}}}{d_{l_{\alpha_1}} + k}.$$

By rearranging the above inequality, we obtain that:

$$(\alpha_2 - \alpha_1) v_{l_{\alpha_2}} \frac{d_{l_{\alpha_2}}}{d_{l_{\alpha_2}} + k} \geq (\alpha_2 - \alpha_1) v_{l_{\alpha_1}} \frac{d_{l_{\alpha_1}}}{d_{l_{\alpha_1}} + k}.$$

Since, $\alpha_2 > \alpha_1$, we cancel this expression from the above equation and obtain in the second case that the welfare

$$W_R(\sigma^{\alpha'_2}) = v_{l_{\alpha_2}} \frac{d_{l_{\alpha_2}}}{d_{l_{\alpha_2}} + k} \geq v_{l_{\alpha_1}} \frac{d_{l_{\alpha_1}}}{d_{l_{\alpha_1}} + k} = W_R(\sigma^{\alpha'_1}),$$

which implies that $W_R(\sigma^{\alpha'_2}) \geq W_R(\sigma^{\alpha'_1})$ in the second case.

Proof of Claim (ii): We first introduce some notation. In particular, in step 1 of Algorithm 6, we let S_1 be the set of locations to which resources are allocated given a parameter α_1 and let S_2 be the set of locations to which resources are allocated given a parameter α_2 . Furthermore, we define S_1^1 as the set of locations among S_1 such that $\frac{\alpha_1 v_l (d_l+k)}{d_l} \geq k\Lambda_l + \alpha_1 v_l$ and S_1^2 as the set of locations such that $\frac{\alpha_1 v_l (d_l+k)}{d_l} < k\Lambda_l + \alpha_1 v_l$. Analogously, we can define the sets S_2^1 and S_2^2 . Then, the total welfare given the parameter α_1 corresponding to the allocation computed using step 1 of Algorithm 6 is given by $W_R(\tilde{\sigma}^{\alpha_1}) = \sum_{l \in S_1^2 \setminus \{l'\}} v_l \frac{d_l}{d_l+k} + \sum_{l \in S_1^1} v_l + \tilde{\sigma}_{l'}^{\alpha_1} v_{l'}$ for at most one location l' , where $\sum_{l \in L} \tilde{\sigma}_l^{\alpha_1} \leq R$. Here, we assume without loss of generality that the location l' with an allocation $\tilde{\sigma}_{l'}^{\alpha_1} \in (0, \frac{d_{l'}}{d_{l'}+k})$ belongs to the set S_1^2 , but note that the following arguments can be readily generalized to cover the other case when $l' \in S_1^1$ as well.

To prove our desired result, we consider two cases, $\sum_{l \in L} \tilde{\sigma}_l^{\alpha_1} < R$ and $\sum_{l \in L} \tilde{\sigma}_l^{\alpha_1} = R$.

First, consider the case when the total resource spending $\sum_{l \in L} \tilde{\sigma}_l^{\alpha_1} < R$. Note that in this case it must hold by the nature of step 1 of Algorithm 6 that $\sum_{l \in L} \frac{d_l}{d_l+k} < R$. Consequently, $\tilde{\sigma}_l^{\alpha_1} = \frac{d_l}{d_l+k}$ for all l . Analogously, by the nature of step 1 of Algorithm 6, it also holds that $\tilde{\sigma}_l^{\alpha_2} = \frac{d_l}{d_l+k}$ for all locations l , i.e., $\tilde{\sigma}^{\alpha_1} = \tilde{\sigma}^{\alpha_2}$. Then, the total welfare under given the parameter α_1 corresponding to the allocation computed using step 1 of Algorithm 6 is given by $W_R(\tilde{\sigma}^{\alpha_1}) = \sum_{l \in S_1^2} v_l \frac{d_l}{d_l+k} + \sum_{l \in S_1^1} v_l$.

We now show that if $l \in S_1^1$, then $l \in S_2^1$. To see this, we first recall by the definition of S_1^1 that $\frac{\alpha_1 v_l (d_l+k)}{d_l} \geq k\Lambda_l + \alpha_1 v_l$ for all locations $l \in S_1^1$. Then, we have at α_2 that the following relation holds for all $l \in S_1^1$:

$$\begin{aligned} \frac{\alpha_2 v_l (d_l + k)}{d_l} &= \frac{\alpha_1 v_l (d_l + k)}{d_l} + \frac{(\alpha_2 - \alpha_1) v_l (d_l + k)}{d_l}, \\ &\geq k\Lambda_l + \alpha_1 v_l + (\alpha_2 - \alpha_1) v_l, \\ &= k\Lambda_l + \alpha_2 v_l, \end{aligned}$$

where the inequality follows by the fact that $l \in S_1^1$ and thus $\frac{\alpha_1 v_l (d_l + k)}{d_l} \geq k\Lambda_l + \alpha_1 v_l$, and the fact that $\frac{d_l + k}{d_l} \geq 1$. Thus, the above relation implies that if $l \in S_1^1$, it holds that $\max\{\frac{\alpha_2 v_l (d_l + k)}{d_l}, k\Lambda_l + \alpha_2 v_l\} = \frac{\alpha_2 v_l (d_l + k)}{d_l}$. Consequently, $l \in S_2^1$ as well, i.e., $S_1^1 \subseteq S_2^1$.

Finally, we have the following relation on the welfare given the parameter α_2 corresponding to the allocation computed using step 1 of Algorithm 6:

$$\begin{aligned}
W_R(\tilde{\sigma}^{\alpha_2}) &= \sum_{l \in S_2^2} v_l \frac{d_l}{d_l + k} + \sum_{l \in S_2^1} v_l, \\
&\stackrel{(a)}{\geq} \sum_{l \in S_2^2} v_l \frac{d_l}{d_l + k} + \sum_{l \in S_1^1} v_l + \sum_{l \in S_2^1 \setminus \{S_1^1\}} v_l, \\
&\stackrel{(b)}{\geq} \sum_{l \in S_2^2} v_l \frac{d_l}{d_l + k} + \sum_{l \in S_1^1} v_l + \sum_{l \in S_2^1 \setminus \{S_1^1\}} v_l \frac{d_l}{d_l + k}, \\
&= \sum_{l \in S_1^2} v_l \frac{d_l}{d_l + k} + \sum_{l \in S_1^1} v_l, \\
&= W_R(\tilde{\sigma}^{\alpha_1}),
\end{aligned}$$

where (a) follows from the fact that $S_1^1 \subseteq S_2^1$ and (b) follows as $\frac{d_l}{d_l + k} \leq 1$. Consequently, in the setting when $\sum_{l \in L} \tilde{\sigma}_l^{\alpha_1} < R$, we have established our desired relation that $W_R(\tilde{\sigma}^{\alpha_2}) \geq W_R(\tilde{\sigma}^{\alpha_1})$.

Thus, for the remainder of this proof, we consider the setting when $\sum_{l \in L} \tilde{\sigma}_l^{\alpha_1} = R$ and $\sum_{l \in L} \tilde{\sigma}_l^{\alpha_2} = R$. In the following, recall that, given any contract parameter α , in step one of Algorithm 6 resources are allocated to locations in descending order of their bang-per-buck ratios given by $\max\{\frac{\alpha v_l (d_l + k)}{d_l}, k\Lambda_l + \alpha v_l\}$. We now analyse two cases separately. First, as in the setting when $\sum_{l \in L} \tilde{\sigma}_l^{\alpha_1} < R$, we consider the location set S_1^1 and show that if $l \in S_1^1$ then $l \in S_2^1$ as well. Next, we consider the location set S_2^1 and show that

Locations in set S_1^1 : We now show that all locations in the set S_1^1 also belong to the set S_2^1 , where it holds that $\tilde{\sigma}_l^{\alpha_2} = \tilde{\sigma}_l^{\alpha_1}$. We show this using two intermediate results. First, we show that if $l \in S_1^1$, then it holds that $\max\{\frac{\alpha_2 v_l (d_l + k)}{d_l}, k\Lambda_l + \alpha_2 v_l\} = \frac{\alpha_2 v_l (d_l + k)}{d_l}$. Next, we show that if $l \in S_1^1$, and there are locations with a lower bang-per-buck ratio than location l under the parameter α_1 , then so too will the bang-per-buck ratios of all those locations remain lower than that of l under the parameter α_2 .

To show the first result, we first recall by the definition of S_1^1 that $\frac{\alpha_1 v_l (d_l + k)}{d_l} \geq k\Lambda_l + \alpha_1 v_l$ for all locations $l \in S_1^1$. Then, we have at α_2 that the following relation holds for all $l \in S_1^1$:

$$\begin{aligned}
\frac{\alpha_2 v_l (d_l + k)}{d_l} &= \frac{\alpha_1 v_l (d_l + k)}{d_l} + \frac{(\alpha_2 - \alpha_1) v_l (d_l + k)}{d_l}, \\
&\geq k\Lambda_l + \alpha_1 v_l + (\alpha_2 - \alpha_1) v_l, \\
&= k\Lambda_l + \alpha_2 v_l,
\end{aligned}$$

where the inequality follows by the fact that $l \in S_1^1$ and thus $\frac{\alpha_1 v_l (d_l + k)}{d_l} \geq k\Lambda_l + \alpha_1 v_l$, and the fact that $\frac{d_l + k}{d_l} \geq 1$. Thus, the above relation implies that if $l \in S_1^1$, it holds that $\max\{\frac{\alpha_2 v_l (d_l + k)}{d_l}, k\Lambda_l + \alpha_2 v_l\} = \frac{\alpha_2 v_l (d_l + k)}{d_l}$, which establishes the first result.

To show the second result, consider a location $l \in S_1^1$ and another location l_1 with a lower bang-per-buck ratio under the parameter α_1 . Then, it holds that $\frac{\alpha_1 v_l (d_l + k)}{d_l} \geq \frac{\alpha_1 v_{l_1} (d_{l_1} + k)}{d_{l_1}}$ for all locations $l \in S_1^1$, which implies that $\frac{v_l (d_l + k)}{d_l} \geq \frac{v_{l_1} (d_{l_1} + k)}{d_{l_1}}$ and consequently that $\frac{\alpha_2 v_l (d_l + k)}{d_l} \geq \frac{\alpha_2 v_{l_1} (d_{l_1} + k)}{d_{l_1}}$. Furthermore, it holds that

$\frac{\alpha_1 v_l(d_l+k)}{d_l} \geq k\Lambda_{l_1} + \alpha_1 v_{l_1}$ for all locations $l \in S_1$. Consequently, it holds that:

$$\begin{aligned} \frac{\alpha_2 v_l(d_l+k)}{d_l} &= \frac{\alpha_1 v_l(d_l+k)}{d_l} + \frac{(\alpha_2 - \alpha_1)v_l(d_l+k)}{d_l}, \\ &\stackrel{(a)}{\geq} k\Lambda_{l_1} + \alpha_1 v_{l_1} + \frac{(\alpha_2 - \alpha_1)v_{l_1}(d_{l_1}+k)}{d_{l_1}}, \\ &\stackrel{(b)}{=} k\Lambda_{l_1} + \alpha_1 v_{l_1} + (\alpha_2 - \alpha_1)v_{l_1}, \\ &= k\Lambda_l + \alpha_2 v_{l_1}, \end{aligned}$$

where (a) follows as $\frac{\alpha_1 v_l(d_l+k)}{d_l} \geq k\Lambda_{l_1} + \alpha_1 v_{l_1}$ and that $\frac{v_l(d_l+k)}{d_l} \geq \frac{v_{l_1}(d_{l_1}+k)}{d_{l_1}}$ and (b) follows as $\frac{d_l+k}{d_l} \geq 1$. The above relations imply that if $l \in S_1^1$, and a location l_1 has a lower bang-per-buck ratio at α_1 , then it also has a lower bang-per-buck ratio at α_2 .

The above results have two key implications. First, the bang-per-buck ratios of all locations in set S_1^1 retain the same ordering after sorting under α_2 as they did under α_1 . Moreover, since all locations $l_1 \notin S_1$ have a lower bang-per-buck ratio compared to any location in the set S_1^1 at α_1 , it also holds that all allocation $l_1 \notin S_1$ have a bang-per-buck ratio compared to any location in the set S_1^1 at α_2 . Consequently, given that step 1 of Algorithm 6 will still allocate R resources under α_2 , it holds that all locations $l \in S_1^1$ also satisfy $l \in S_2^1$, i.e., $S_1^1 \subseteq S_2^1$.

Locations in Set S_1^2 : We note that unlike for locations in set S_1^1 , there may be locations in set S_2^2 that may not be in the set S_2^1 . In particular, there are three possibilities for locations in the set S_2^2 under α_1 when the contract parameter is changed to α_2 : (i) a location $l \in S_2^2$ also belongs to S_2^1 , (ii) a location $l \in S_2^2$ belongs to S_2^1 , (iii) a location $l \in S_2^2$ no longer belongs to S_2 and instead is replaced by a location $l_1 \notin S_1$. We denote the location set in case (i) as L_1 , the location set in case (ii) as L_2 , and the locations that are no longer allocated in S_1^2 as L_3' and the new locations in $L \setminus S_1$ that are allocated under α_2 as L_3'' .

Clearly, the welfare corresponding to the locations in case (i) remain unchanged, including the welfare accrued and the resource spending. Furthermore, the welfare corresponding to locations in case (ii) increases from $v_l \frac{d_l}{d_l+k}$ to v_l for all locations $l \in L_2$ without a change in the resource spending. Thus, we finally consider case (iii). Case (iii) only happens under two possibilities for some location $l \in S_2^2$ and $l_1 \notin S_2$: (a) $\max\{k\Lambda_l + \alpha_2 v_l, \frac{\alpha_2 v_l(d_l+k)}{d_l}\} \leq k\Lambda_{l_1} + \alpha_2 v_{l_1}$ or (b) $\max\{k\Lambda_l + \alpha_2 v_l, \frac{\alpha_2 v_l(d_l+k)}{d_l}\} \leq \frac{\alpha_2 v_{l_1}(d_{l_1}+k)}{d_{l_1}}$.

In case (a), we first note that since $l \in S_2^2$ that $k\Lambda_l + \alpha_1 v_l \geq k\Lambda_{l_1} + \alpha_1 v_{l_1}$. Thus, the inequality in case (a) under α_2 can only hold if it holds that $v_{l_1} \geq v_l$.

Next, we note for case (b) that $\frac{v_{l_1}(d_{l_1}+k)}{d_{l_1}} \geq \frac{v_l(d_l+k)}{d_l}$, i.e., the welfare bang-per-buck of location l_1 is higher than that of location l . By our assumption that higher welfare bang-per-buck ratios correspond to higher valuations, we have that $v_{l_1} \geq v_l$ in case (b) as well.

Thus, from the fact that $v_{l_1} \geq v_l$ in both cases (a) and (b), it follows that the total welfare corresponding to the locations in case (iii) can only increase, as all the resource spending on locations in set L_3' is allocated to locations with an increased valuation in set L_3'' .

Finally, using the fact that $S_1^1 \subseteq S_2^1$ and that the welfare is higher under the contract parameter α_2 for all three cases corresponding to the S_2^2 analyzed above, we have that, it is straightforward to see that $W_R(\tilde{\sigma}^{\alpha_2}) \geq W_R(\tilde{\sigma}^{\alpha_1})$, which establishes our claim.

F Numerical Experiments

In this section, we first present additional details of our experimental setup and model calibration procedure based on the application case of queue jumping in intermediate public transport services in Mumbai, India (Appendix F.1). Next, in Appendix F.2, we present results depicting the contrast in the outcomes corresponding to revenue and welfare maximization administrator objectives. Finally, in Appendix F.3, we present a further discussion and analysis of the results presented in Figure 3 in Section 6.2.

F.1 Experimental Setup

We design a numerical experiment based on an application case of queue jumping in the context of intermediate public transport services in Mumbai, India. In particular, we consider a problem instance with $L = 448$ locations, representing the share-taxi and share-auto-rickshaw stands across the greater metropolitan region in Mumbai [50], where users can potentially engage in fraudulent activities, e.g., queue jumping. We assume that each location has one type, i.e., $|Z| = 1$, where the total number of (potentially) fraudulent users that arrive at each location are exponentially distributed with rate 80 for all locations l , i.e., $\Lambda_l \sim \text{Exp}(80)$ for all l , and the benefits d_l at each location from engaging in fraud are exponentially distributed with rate 20, i.e., $d_l \sim \text{Exp}(20)$.

These numbers are calibrated based on observational data collected on the number of users that arrived at a share-auto-rickshaw location in an hour at the Aakhruli Mhada share auto-rickshaw stand in Kandivali West in Mumbai and their corresponding average waiting times. In particular, the total number of users that arrive in an hour is about 125 at the studied share-auto-rickshaw location, where about 80 were males, which we assume as the group of potentially fraudulent users that may engage in queue jumping (see Section 1.1). Consequently, we assume that the number of fraudulent users that arrive at each location are exponentially distributed with rate 80 for all locations, which accounts for the variability in the number of fraudulent users arriving across these locations.

Moreover, users waited between 4-5 minutes on average from their time of arrival to enter a share-auto (though, in general, the wait time for IPT services can often be on the order of hours [53]); thus, we calibrated the mean of the benefits of users from engaging in queue jumping as the product of the reduction in the wait time (of 5 minutes, i.e., $\frac{1}{12}$ hours) and the average hourly wage of *Rs.240* in Mumbai, resulting in an average gain of *Rs.20* from engaging in queue jumping. We note that *Rs.20* can be quite substantial for daily wage workers in Mumbai. As with the number of arriving users, we assume that the benefits of engaging in fraud are exponentially distributed with rate 20, which accounts for the variability in the quantity across the different locations. We also note here that despite an average wait time of about five minutes, the wait times faced by some users, particularly women, were often observed to be as high as 15 minutes, which is attributable to the fact that some users engage in queue jumping. More generally, in other share-taxi, share auto-rickshaw, or mini-bus locations across the world, the wait times are often variable and can be quite high for passengers.

We note here that obtaining more granular information for each of the 448 share-taxi and share-auto-rickshaw locations would result in more accurate results, but the above calibration process serves as a natural starting point to derive key insights and sensitivity relations in our studied security game.

Moreover, for our experiments we vary the number of resources R to lie in the range from one to thirty, with an increment of one, i.e., $R \in \{1, 2, \dots, 30\}$ and the fine to lie in the range from *Rs.50* to *Rs.500*, with increments of *Rs.50*, i.e., $k \in \{50, 100, \dots, 500\}$. We note here that these fines are on the same order of magnitude as that for traditional traffic violations in Mumbai [54]. Furthermore, we consider a welfare function given by $v_l = \Lambda_l(d_l)^x$ for x lying in the range $\{1, 1.25, 1.5, 1.75, 2\}$ for all locations l . Our choice of the welfare function stems from the fact that $v_l = \Lambda_l d_l$ corresponds to the total benefits derived by fraudulent users at location l , which, in the context of IPT services, can serve as a proxy to capture the *additional* value of the wait time faced by users that have not engaged in fraudulent behavior, as users engaging in fraud skip the queue and take their place in the vehicle. Moreover, setting $v_l = \Lambda_l(d_l)^x$ with an exponent $x > 1$ serves as a proxy to capture the fact that the administrator may place a greater value in reducing the additional wait time of non-defaulting users, which is likely a more realistic scenario in practice. We note that the welfare v_l at each location l can be quite general and context dependent, and we use the above functional form of the welfare for the purposes of our experiments.

F.2 Gap Between Revenue and Welfare Maximization Outcomes

Figure 7 depicts the variation in the welfare and revenue of the allocation corresponding to Algorithm 2 in the welfare maximization setting and that of Algorithm 1 in the revenue maximization setting with the number of resources for a fine of $k = 500$ and a welfare function $v_l = \Lambda_l(d_l)^{1.25}$. We note from Figure 7 that the welfare corresponding to Algorithm 2 in the welfare maximization setting monotonically increases in the number of resources as does the revenue corresponding to the revenue-maximizing solution computed using Algorithm 1. However, the results demonstrate that the objectives of maximizing revenue

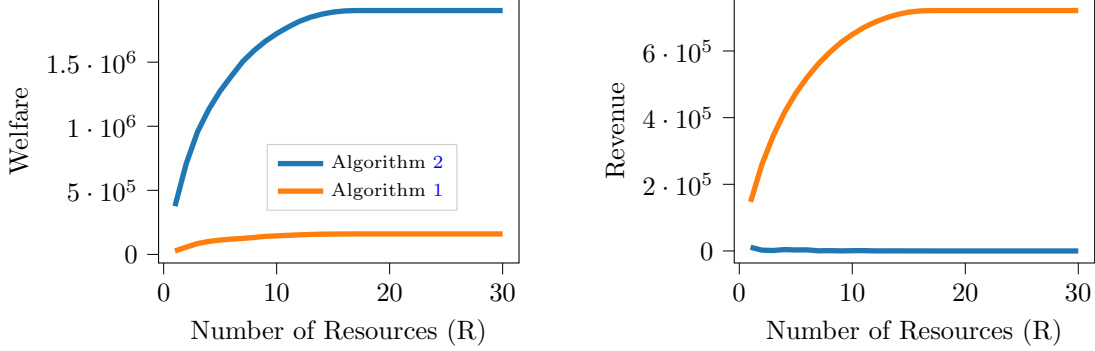


Figure 7: Depiction of the variation in the welfare and revenue corresponding to the solutions computed using Algorithms 1 and 2 as the number of resources R is varied for a fine $k = Rs.500$ and a welfare $v_l = \Lambda_l(d_l)^{1.25}$.

and welfare are at odds for the above defined problem instance. In particular, the solution computed using Algorithm 1 in the revenue maximization setting achieves only a small fraction of welfare of about 8% of that of the allocation corresponding to Algorithm 2 in the welfare maximization setting. Moreover, the outcome computed using Algorithm 2 results in almost no revenues due to the nature of the best-response of users to a welfare-maximizing administrator (see Equation (5)) and the structure of the optimal solution of the bi-level Program (3a)-(3b) (see Proposition 1). Furthermore, the welfare corresponding to the revenue maximizing outcome also monotonically increases with the number of resources as now more resources can be allocated, which not only results in more revenues but also improved welfare. Finally, we note that the welfare corresponding to both Algorithms 1 and 2 and the revenue corresponding to the revenue-maximizing outcome appear concave in the total number of resources, indicating a diminishing marginal returns in these quantities as the number of resources is increased.

Figure 8 depicts the variation in the welfare and revenue of the allocation corresponding to Algorithm 2 in the welfare maximization setting and that of Algorithm 1 in the revenue maximization setting with the fine for $R = 15$ resources and a welfare function $v_l = \Lambda_l(d_l)^{1.25}$. Our results demonstrate that the welfare corresponding to Algorithm 2 and the revenue corresponding to Algorithm 1 monotonically increase in the fine. Such monotonicity relations are expected as a higher fine implies that the threshold fraction of $\frac{d_l}{d_l+k}$ resources to deter users from engaging in fraud at any given location l is reduced; thus, more resources can be spent at other locations that could not have been targeted with a smaller fine. Furthermore, altering the fine has almost no impact on the revenue of the allocation computed using Algorithm 2 in the welfare maximization setting. Such a result holds as revenues are only accumulated at a single location where $\sigma_l < \frac{d_l}{d_l+k}$ under the welfare maximization objective due to the best-response of users to a welfare-maximizing administrator (see Equation (5)) and the structure of the optimal solution of the bi-level Program (3a)-(3b) (see Proposition 1). Thus, the revenues corresponding to the allocation computed using Algorithm 2 is negligible compared to the revenue obtained by Algorithm 1 in the revenue maximization setting.

From Figure 8, we also observe that the revenue maximizing solution computed using Algorithm 1 obtains a welfare that monotonically decreases from about 44% of the welfare corresponding to Algorithm 2 in the welfare maximization setting for a fine of $k = 50$ to 8.4% of the welfare achieved by Algorithm 2 for $k = 500$. To parse this result, we first note that the welfare of the revenue-maximizing outcome serves as a constant fraction of the optimal social welfare (unlike the revenue of the allocation corresponding to Algorithm 2 that is negligible compared to the optimal revenue) as welfare is accumulated at all locations to which resources are allocated. In particular, by the best-response Problem (4) of users under the revenue-maximization objective, the total welfare corresponding to a revenue-maximizing solution is given by $\sum_l \sigma_l v_l$, where it holds that the resource constraint is satisfied, i.e., $\sum_l \sigma_l \leq R$, and the total resources spent at any location corresponding to a revenue maximizing solution satisfy $\sigma_l \in [0, \frac{d_l}{d_l+k}]$ for all locations l .

Thus, as the fine k increases, the total spending under the revenue-maximizing solution on the locations that have been allocated resources at lower fines decreases while the administrator can now spend the remaining resources on new locations that it did not spend on at lower fines. Given this observation, notice that if the welfare v_l at each location are independent of the revenue, then the total welfare is likely to not change much in response to the fine for all allocation strategies satisfying $\sum_l \sigma_l = R$. However, the welfare function at each location satisfies $v_l = \Lambda_l d_l^{1.25}$, which is positively correlated with the revenue function which

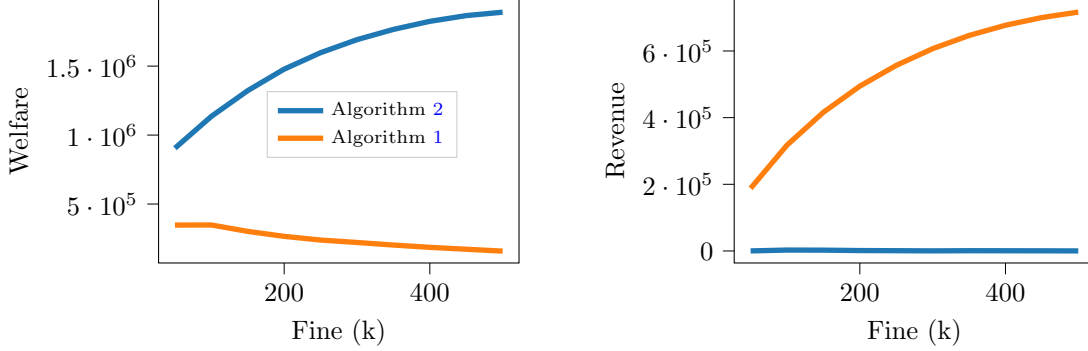


Figure 8: Depiction of the variation in the welfare and revenue corresponding to the solutions computed using Algorithms 1 and 2 as the fine k is varied for $R = 15$ resources and a welfare $v_l = \Lambda_l(d_l)^{1.25}$.

has the term Λ_l in the objective.

As a result, we obtain a monotonically decreasing relation between the fine and the welfare of the revenue maximizing solution, as fewer resources will be deployed in locations with higher values of Λ_l (which is positively correlated with the welfare values v_l) with an increase in the fine while the remaining resources are spent on locations with lower values of Λ_l , which is correlated with lower values of v_l . Such a monotonically decreasing relation in the welfare corresponding to the revenue maximizing outcome suggests that simply increasing the fines may not be a solution to reducing fraud, particularly in the presence of a revenue-maximizing administrator, which highlights the importance of setting low to moderate fines, as is often the case in many practical applications, e.g., road traffic fines are typically not arbitrarily large.

F.3 Additional Analysis of Numerical Experiments

In this section, we present some additional analysis of the results presented in the left of Figure 3 in Section 6.2.

We note from Figure 3 (left) that as we increase the exponent x in the welfare function $v_l = \Lambda_l(d_l)^x$, the corresponding fraction of the welfare achieved by the administrator strategy computed using Algorithm 6 to that achieved using Algorithm 2 in the welfare maximization setting increases for each contract level α . Such a relation naturally follows as the welfare term in the administrator’s Objective (8a) in the contract game increasingly dominates the associated revenues from the collected fines at each location with an increase in the exponent of the welfare function. We note that in the setting when the exponent $x = 1$, the administrator is only incentivized to change its resource allocation strategy from the one that maximizes revenues from the collected fines when the contract level α is one, as the welfare term in the administrator’s objective is not large enough to dominate the revenues the administrator obtains through its collected fines unless the contract level $\alpha = 1$. On the other hand, when the exponent $x > 1$, the welfare term in the administrator’s objective begins to dominate the revenue obtained from the collected fines for lower levels of α , which thus incentivizes the administrator to alter its resource allocation strategy from one that solely maximizes revenues from the collected fines to one that achieves a higher level of system welfare for lower values of α . Finally, we note that while $\Lambda_l d_l$ represents the total amount of benefit gained by defaulting users (if they are not found defaulting), the term $\Lambda_l(d_l)^x$ for an exponent $x > 1$ serves as a reasonable proxy for the externality imposed on non-defaulting users (see Appendix F.1), which is likely to be valued higher, as non-defaulting users’ costs may be strictly convex (rather than just linear) in the wait times they incur. Consequently, from the left of Figure 3, our results, for the studied welfare functions with an exponent $x > 1$, demonstrate that using even small values of the contract α can recover most of the system welfare, thereby bridging the gap between the welfare and revenue-maximizing outcomes.

G Model Extensions and Further Directions for Future Research

In this section, we present several natural extensions and generalizations of the model studied in this work, which opens directions for future work.

Fines Varying Across Locations: In this work, we considered a setting where the fine remains fixed across all locations in the system. While a fixed fine across all nodes or locations is natural for many applications, there are often settings when the fines levied on defaulting users vary across locations, e.g., the fine for violating a traffic light is typically higher in a city center compared to a rural area. We note that we can model the variations in the fine across locations through a location-specific fine k_l for each location l and that the techniques and algorithms developed in this work naturally generalize and apply to this setting with slightly more cumbersome notation, as our algorithms and the corresponding proofs do not rely on the fines being fixed across locations.

Continuous Probability Distributions: In this work, we studied the setting when the type at each location is drawn from a discrete distribution with finite support. Thus, a natural generalization is to consider the setting when the location types are drawn from a continuous distribution. In the setting with continuous distributions, we note that our developed techniques and algorithms naturally generalize, as the expected revenue and welfare functions at each location, even in the setting with continuous distributions, can still be upper bounded by a piece-wise linear monotone concave upper approximation. Yet, we note that studying and formalizing the setting with continuous probability distributions offers several new exciting directions for future research. For instance, if each location's type is drawn from a continuous distribution, the discontinuities of the expected revenue function in the setting with discrete distributions will likely be *smoothed out* to some extent. Consequently, it would be interesting to investigate if there were certain classes of (continuous) distributions for which it would be possible to improve on the approximation guarantees obtained in this work.

Incorporating Costs of Deploying Security Resources: We considered a model where the administrator has a limit on the resources it can allocate to monitor fraudulent or illegal activities in a system. An alternate model that is also of interest is to study equilibrium outcomes in a setting where the administrator additionally incurs a cost for each security personnel it allocates, which influences the administrator's objective function. In particular, we can model this additional cost to the administrator through a quantity c_l for deploying a security resource to location l .

Strategic Security Personnel: While we consider a setting when the administrator maximizes its revenues from allocating R security resources (e.g., police officers), another natural setting to consider is one where each of the R security resources are individual decision makers seeking to maximize their own revenues. In this case, we note that rather than one bi-level program to characterize the revenue maximization problem of the administrator, the optimal strategy of the security resources can be characterized through a sequence of R bi-level programs, where each bi-level program corresponds to the optimization problem of a single security resource seeking to maximize its individual revenue, given the actions of the other security resources. In particular, the revenue maximization problem (in the deterministic setting) for a security resource j , given the strategies $(\sigma^{\bar{j}})_{\bar{j} \neq j}$ adopted by all other security resources, can be formulated as

$$\max_{\substack{\sigma^j \in \Omega_1 \\ y_l(\sigma) \in [0,1], \forall l \in L}} Q_R^j(\sigma^j, (\sigma^{\bar{j}})_{\bar{j} \neq j}) = \sum_{l \in L} \sigma_l^j y_l(\sigma) k \Lambda_l, \quad (37a)$$

$$\text{s.t.} \quad y_l(\sigma) \in \arg \max_{y \in [0,1]} U_l(\sigma, y), \quad \text{for all } l \in L, \quad (37b)$$

$$\sigma = \sigma^j + \sum_{\bar{j} \neq j} \sigma^{\bar{j}}, \quad (37c)$$

where $\sigma^j \in \Omega_1$ for all j . We note that in the upper level problem, the administrator deploys a strategy σ^j to maximize its revenue, given the strategies $(\sigma^{\bar{j}})_{\bar{j} \neq j}$ adopted by all other security resources, to which users best-respond by maximizing their utilities in the lower-level problem. Moreover, note that the aggregate strategy σ , corresponding to the sum of the strategies of all security resources, satisfies Constraint (37c).

The above model of the strategic behavior of each security resources to maximize their individual revenues opens up new avenues in terms of studying the resulting equilibrium outcomes that emerge from such selfish behavior of individual security resources.