

PEDANTS (Precise Evaluations of Diverse Answer Nominee Text for Skinflints): Efficient Evaluation Analysis and Benchmarking for Open-Domain Question Answering

Zongxia Li

Ishani Mondal

Yijun Liang

Huy Nghiem

Jordan Boyd-Graber

University of Maryland, College Park

{zli12321, imondal, yliang17, nghiemh, jbg}@cs.umd.edu

Abstract

Question answering (QA) can only make progress if we know if an answer is correct, but for many of the most challenging and interesting QA examples, current efficient answer correctness (AC) metrics do not align with human judgments, particularly verbose, free-form answers from large language models (LLMs). There are two challenges: a lack of diverse evaluation data and that models are too big and non-transparent; LLM-based scorers correlate better with humans, but this expensive task has only been tested on limited QA datasets. We rectify these issues by providing guidelines and datasets for evaluating machine QA adopted from human QA community. We also propose an efficient, low-resource, and interpretable QA evaluation method more stable than an exact match and neural methods.

1 Introduction

QA is a key task in natural language processing; indeed, many language model interactions can be considered QA tasks (Sanh et al., 2022). There are two common ways to improve QA models’ ability to better answer questions: use new and better data or build new, better, and (usually) bigger models. We do neither. Instead, we improve evaluation.

A skeptical reader might ask: won’t a better model always have a higher score even if the evaluation is better... who cares? From a model selection perspective—particularly for models that are similar—subtle differences could swap the order of models (Section 5.3). From a training perspective, having the right objective still matters: keeping models, data, and *test* evaluation fixed, you can still improve test evaluation by improving the *training* evaluation (Si et al., 2021): backpropagation relies on reliably identifying the examples your method got wrong. If you’re wrong about what you’re wrong about, the trained model will be worse.

We focus on QA evaluation: given a set of gold answers, is the output of a system correct com-

pared to the gold answers? The standard AC evaluations of QA are Exact Match (EM)—is the answer string equal to a reference—and token F_1 score—what proportion of tokens match. Neural evaluations such as BERTScore (Zhang et al., 2019), BERT Matching (BEM) (Bulian et al., 2022), and *Learned Evaluation metric for Reading Comprehension* (LERC) (Chen et al., 2020) calculate pre-trained contextual embedding similarity scores between two string inputs. While these popular QA evaluation methods work okay on the most common QA evaluations, Section 5 argues that they stumble on the different styles of test sets because they lack the depth of understanding of the contexts of the questions and answers that humans use when adjudicating answers.

Fortunately, we are not starting from scratch! We revise existing rules from human QA competitions, integrating standardized AC guidelines from NAQT (National Academic Quiz Tournaments, 2024) and the efficient QA competitions (Min et al., 2021). The rules help us define machine AC, especially for the challenging long tail scenarios discussed in Section 4. We also incorporate difficult QA examples from the *Jeopardy!* community to enhance the rigor of current QA evaluation metrics, as detailed in Appendix H.

We use an LLM—GPT-4 (Bubeck et al., 2023)—to generate, self-verify, and manually annotate QA examples to train a learned metric. This broader view of QA evaluation is necessary because modern generative AI answers creatively (Zhu et al., 2021), making automated AC evaluations more challenging. In a realistic scenario (Section 5), 57% of answers have correct candidate answers missing from reference answer sets, which humans consider correct but EM does not.

However, one of the reasons EM is popular is because it is fast and transparent compared to LLM evaluation (Kamalloo et al., 2023). According to Table 7, TEN OUT OF ELEVEN papers (2022-

2024) involving QA model training use EM or F_1 as evaluators while one paper uses GPT-4. Thus Section 4 proposes PEDANTS, a multi-level evaluation that goes beyond EM and provides a more fine-grained AC evaluation following human judgment rules. We train a rule classifier and a question type classifier to extract different features from questions and answers, then we concatenate the extracted features with ti-idf token encodings, and token F_1 score to train an AC classifier for lightweight QA evaluation (Section 4).

We collect human annotations and evaluate PEDANTS on seven QA benchmarks datasets and an expert human dataset, where four datasets contain long-sentence gold answers. PEDANTS shows better correlation with human judgments than EM and neural evaluation methods (BERTScore, LERC) (Section 5). Section 5.4 shows that PEDANTS is as efficient as EM and can serve as a proxy replacement as GPT-4 evaluator on short-form QA. We will release our code and dataset for researchers to use and improve the transparency, efficiency, interpretability, and robustness of QA evaluations.

2 Standard Evaluation Limitations

This section analyzes limitations of the popular QA evaluation methods—EM, token F_1 , BERTScore (Zhang et al., 2019), BEM (Bulian et al., 2022), LERC (Chen et al., 2020)—on Reading Comprehension with Commonsense Reasoning (Lin et al., 2019) *dev* set.

Exact Match (EM) We follow Izacard and Grave (2021)’s implementation, where a generated answer is correct if it matches any of the reference answers in the list after normalization: removing articles, duplicate white spaces, punctuation. EM makes more sense in *extractive* QA, where the goal is to find answers embedded in a fixed passage, but today it falters with models that provide answers in different but correct forms.

Token Evaluation Token F_1 score assess the precision and recall over the tokens in the the generated and reference strings in token-level. F_1 counts how many tokens from candidate are in the reference (precision) and how many of the reference tokens were in the candidate (recall) then takes the harmonic mean of these number (exact details in Appendix E). This produces a floating point number between 0.0 and 1.0 that encodes how similar these sets of tokens are, but the challenge becomes

knowing what threshold is “good enough”. If a reference and candidate have 0.4 token F_1 , a 0.3 threshold makes the candidate answer correct but 0.5 is incorrect.

Neural Evaluation Unlike string-based methods, BERTScore, BEM, and LERC use the knowledge and neural representations of models such as BERT (Devlin et al., 2018). BERTScore represents candidates and references via a BERT representation and computes the cosine similarity. BEM and LERC use a trained BERT on human-annotated AC and human rating examples, thus providing a more fine-grained evaluation using context and world knowledge.

2.1 QA Evaluation on Reasoning Data

We analyze errors on current QA evaluation methods using ROPES, which focuses on causal situational reasoning in QA (Lin et al., 2019). Each question has its context and a reference answer. We use the *dev* set with 1,688 QA pairs as our test set. We use FLAN-T5 XL (Chung et al., 2022), an instruction-tuned language model to generate answers, concatenating background context to the question as the prompt.¹ We manually judge and label 1,688 candidate answers (Section 1) and compare EM, F_1 , BERTScore and BEM.²

EM is overly strict EM considers 102 answers incorrect that are actually correct: e.g., *12 PM and 12 noon*; *Mount Everest and Mt. Everest*; *wetlands area and wetland* EM struggles with generative QA and underestimates QA models’ accuracies.

F_1 and BERTScore are sensitive to thresholding We calculate token F_1 and BERTScore’s agreement with human judgment at different thresholds. We use F_1 with a threshold of 0.3 (82%), 0.5 (96%), 0.7 (94%), and BERTScore with 0.80 (77%) and 0.95 (73%).³ Typically the threshold is set uniformly for a dataset, but this can fail for different answer styles, different cultural conventions (e.g., omitting patronymics for Russian names). For example “*Will there be more or less blue ice at the glacier than the frozen over lake?*” has the gold

¹While T5 is no longer SOTA, since our goal is distinguishing correct from incorrect answers, we only need a replicable model different from the extractive models to produce enough free-form answers.

²ROPES examples are easier compared to our later test sets.

³The numbers in parentheses after each threshold value is the percentage of examples that the metric agrees with humans. We choose a higher threshold value for BERTScore than token-based methods because BERTScore generates scores above 0.75 for most of the examples. We use ROBERTa-base.

answer more but would call more blue ice incorrect of the threshold were 0.5. Section 4 details the implementation of revised rules for assessing answer correctness in training a learned classifier. It addresses the limitations of fixed thresholds by introducing variable thresholds tailored to the specific rules used for evaluation.

Neural evaluation cannot make sharp distinctions We run BEM and *Learned Evaluation metric for Reading Comprehension* LERC (Chen et al., 2020) on the test set by providing the question, reference answer, and candidate answer for each example as evaluation. BEM has 58.41% of human agreements and LERC has 55.63%. We analyze 100 disagreements from BERTScore (0.8) and 100 from BEM.⁴ About 70% of the mistakes are due to the models’ strong prior knowledge on sentences, where candidate answers are different but close in the embedding space: more and less; Wednesday and Thursday; planet A and planet B; turn off and on are all examples where human judges it as incorrect but BEM and BERTScore judge as correct. BEM is trained with human annotated SQuAD (Rajpurkar et al., 2016) AC dataset and disagrees with humans on data not similar to the training set.

Popular QA evaluations either fail on strict string and token matching or making clear distinctions between similar strings. We bridge the gap between human and automatic evaluation by adopting professional human evaluation rules and evaluate on seven automatic metrics and eight QA datasets that include long-form answers.

3 Adopting Professional QA Evaluation

Because many of the data and evaluations—from Watson on *Jeopardy!* to TriviaQA—used in QA come from the trivia community, Hsu et al. (2022) argues that researchers should not just take their data but also examine their *insights* to bridge the gap between artificial intelligence (AI) and community needs. Moreover, this can improve evaluations for research: the rules and data we use are from high-stakes competitions that need comprehensive and uniform rules to ensure fairness. Because the subject areas are meant to cover human knowledge, it also offers coverage of evaluation challenges for AI. While they are not perfect, they are more comprehensive than any existing automatic QA evalua-

⁴LERC outputs a score rating from 1 to 5. We use threshold 4 throughout the paper to judge AC based on Chen et al. (2020)’s definition.

Rule	Description
R_1 : Entity-aliasing	Widely recognized aliases, pseudonyms that are commonly associated with referred answer entities are acceptable.
R_2 : Numerical information	Exact dates, years, numerical values are required unless the question specifically asks for approximations.
R_3 : Less details	The answer provides less detail but should include the essential and correct information required by the question (specificity level 1).
R_4 : More details	The answer contains additional information that does not contradict the question or initial answer (specificity level 2).
R_5 : Semantic equivalence	A high degree of word overlap does not establish equivalence. The answer must be contextually and semantically accurate.
R_6 : Irrelevant information	Any irrelevant or inaccurate description related to the question should be considered incorrect.
R_7 : Other possible answers	The response is correct but not in the initially provided list.

Table 1: The correctness of a candidate answer can be traced and categorized to one or more of the above rules. We adopt the rules from NAQT modified after analysis of an annotated dataset with human correctness judgments between reference answers and machine generated answers. The acceptability of QA model answers are based on these guidelines. Rules with examples are in Table 5 (Appendix).

tion framework (Bulian et al., 2022). This section proposes AC rules from gold standard human QA evaluations: NAQT (National Academic Quiz Tournaments, 2024), *Jeopardy!* (Carberry, 2019), and EfficientQA (Min et al., 2021).

3.1 Revising AC Framework

Although we sketched some issues with existing AC in the previous section, exhaustively enumerating all deficiencies is intractable. Fortunately, the professional trivia community already has a set of well-defined norms to evaluate human QA ability. NAQT is a thirty-year-old purveyor of QA competitions spanning middle schools to “open” competitions that anyone can join. Because of the breadth of participants and judges (often drawn from parent volunteers of participants), the organization has developed easy-to-follow rules that make answer adjudication consistent (otherwise, participants would complain about unfairness).

Experts also play a role in machine QA paradigm Since NAQT and *Jeopardy!* format are for *human* players, we cannot unquestioningly adopt the rules for machine QA. For example, some rules cover in-person delivery of answers: mispronouncing koan as cone, pauses between parts, etc. These and other rules are irrelevant to machine QA.

On the other hand, the guidelines nonetheless provide rules we can adopt. For example, the *specificity* rule is both present in the NAQT and *Jeop-*

ardy! rules, where the responses should be specific enough under the context of a question—*Question: Where is the Eiffel Tower located?*—where the answer *Europe* is incorrect if the given reference answer is *France*, but is acceptable if *Europe* were the intended answer.

The revising process To find the rules that apply to machine AC, we examine 1,688 examples from ROPES dataset and select 600 examples in the official AC test set that have misalignment between human judgments and EM. We also pick 200 additional examples from the AC test set where both BEM and human judgments align. We then find the rules from the trivia guidelines that explain the disagreement and revise them to remove human-specific desiderata (Table 1 with additional examples in Appendix A).

4 Low-Resource QA Evaluation

QA evaluation is not a task like QA itself where the size of the model is a secondary consideration; an effective method (i.e., one that could be adopted) needs to be accurate, fast, and low-cost (Rieger and Hansen, 2020). This section’s goal is to match the effectiveness of the LLM evaluation while minimizing computation, latency, and disk space. EM and token F_1 evaluations are fast and require no storage but are superficial. LLM evaluations are trainable but require substantial disk space, cost, computational time, and latency. In aggregate, they are too expensive for universal adoption in standard QA training and evaluation pipelines.

By revising AC for machine QA, we can construct an efficient automatic evaluation that not only aligns with our AC decision-making process but also goes beyond token-level matching that follows the human mental judgment process.

4.1 PEDANTS Details

We provide details on how we train PEDANTS, a learned classifier that encodes the human judgment process as features to judge AC. Given a question q , a reference answer a , and a candidate answer \tilde{a} , PEDANTS classifier decides whether a candidate answer is correct or not. However, before PEDANTS can judge, it needs to know the type T of the question and which of the rules R from Table 1 are applicable. Thus, we first use two simple classifiers to predict R and T , which we use as components of the features in the final binary AC classifier. The R and T classifiers extract features to determine

• q_1 : Who is the president of the US in 2023?
• a_1 : Joe Biden
• \tilde{a}_1 : Joseph Biden
• Rule (q_1, a_1, \tilde{a}_1) falls into R_1 , Type T_{who} .
• Token F_1 : 0.5, precision 0.5, recall 0.5.
• Widely known person entity aliases are acceptable \rightarrow correct

• q_2 : When did Joe Biden become the president of the US?
• a_2 : Jan 20, 2021
• \tilde{a}_2 : 2021
• Rule (q_2, a_2, \tilde{a}_2) falls into R_2 , Type T_{when} .
• Token F_2 : 0.5, precision 0.33, recall 1.0.
• Dates should be as exact as gold answer \rightarrow incorrect

Table 2: Despite identical token F_1 scores for the above two QA examples, the judgment decisions vary due to different question types and evaluation rules.

the question type T and the appropriate rule R for judging correctness. We then train PEDANTS (final binary classifier) to learn rule-specific and question type-specific F_1 thresholds to judge AC (Table 2).

Definition 1 Let T denotes the type of a question, categorized by $\{who, why, how, what, when, where, which\}$. Specifically, the type of a question q primarily depends on the content of q itself, but it may also depend on the context of reference answer a . Therefore, we define the type T of the pair (q, a) as one of the type categorizations.

Definition 2 Given pair (q, a, \tilde{a}) , R_n is the rule from Table 1 used to judge the correctness of \tilde{a} .

Automating human judgment process We show that the necessary token overlap for determining AC varies with the question type T and rule R_n , mirroring the variability in human judgment. In this context, we refer to T and R_n as our question type features and rule features, respectively. In the evaluation of (q, a, \tilde{a}) , the feature R_1 and T_{who} allow for correctness judgments even when the candidate answer \tilde{a}_1 and the reference answer a_1 do not exactly match or share high token F_1 , precision, or recall metrics. Conversely, exactness in dates is required for a question categorized under feature T_{when} and R_2 . Hence, even though the token F_1 match between a_2 and \tilde{a}_2 is similar to that of a_1 and \tilde{a}_1 , the evaluation penalizes the lack of exactness in date answers (Table 2). The combination of token F_1 , precision, and recall thresholds is tailored to the specific question type and rule. Therefore, features such as T , R , tf-idf encodings, and standard metrics are integrated to assess AC in

the learned model, with further details on training provided in subsequent sections.⁵

Deriving R and T features We train two logistic regression classifiers, $F(T)$ and $F(R)$, by encoding inputs using tf-idf. For $F(R)$, we encode the sequence $[CLS] q [SEP] a [SEP] \tilde{a}$ and use the assigned R_n as labels. Similarly, for $F(T)$, we encode the sequence $[CLS] q [SEP] a [SEP]$ and use the assigned T as labels. Both classifiers output a 7x1 vector representing the probability distribution over the respective AC rules and question types.

Training PEDANTS We first calculate token F_1 , precision, and recall for each (a, \tilde{a}) in the training set, represented as floats. The trained classifiers $F(R)$ and $F(T)$ then extract AC rule and question type features for each example. We encode (q, a, \tilde{a}) as $[CLS] q [SEP] a [SEP] \tilde{a}$ using tf-idf, and concatenate the outputs from $F(R)$ and $F(T)$ with tf-idf encodings and token metrics to train a logistic regression classifier with human annotated or GPT-4 generated judgments as labels.⁶ In sum, the PEDANTS is a pipeline classifier, with a feature extraction stage where tf-idf encoded (q, a) and (q, a, \tilde{a}) are processed to extract rule R and type T features. This is followed by a decision-making stage where T and R features, along with token F_1 , precision, and recall and tf-idf encodings, are input into a logistic regression classifier to learn AC. PEDANTS’s architecture simulates human judgment by integrating linguistic and rule-based features.

Representative training data construction We manually write five to ten representative QA examples with human judgments as seed examples. Then we prompt GPT-4 with the seed examples that contain type T and rule R_n and ask it to self-verify its generated judgment, T , and R_n assignment (Ren et al., 2023).⁷ In the AC training data, each example is paired with $(q, a, \tilde{a}, T_{type}, R_n)$, where T_{type} and R_n are categorical variables initially, but are converted to numerical features when training the

feature extraction classifiers. We manually annotate 350 generated examples and keep 3,989 AC examples. We then prompt GPT-4 to assign T and R_n to all examples in Bulian et al. (2022)’s AC training (9,090 examples). We merged our generated data with Bulian et al. (2022)’s examples as PEDANTS’ training set (exact details and prompt templates in Appendix B).

5 Evaluation and Resources

EM is overly strict and inflexible. BERTScore and token F_1 require a pre-determined threshold prior to evaluation that introduces biases. Fine-tuned neural models are good, but they can be affected by strong prior knowledge for short-form answers and require access to GPU resources. Black-box LLMs are nontransparent and high latency. We want to test PEDANTS on diverse datasets and QA models to 1: verify its effectiveness on different styles of datasets, evaluating its strengths over other metrics and weaknesses regarding different the styles of the questions and answers; 2: evaluate its stabilization across answers generated by various QA models (different sizes, from different organizations, black-box and open-source models...) on the same dataset, which is important to provide a more fair comparison to QA models on a benchmark; 3. ensure the test data style is not limited in the scope of training data style to prevent overfitting of the learned metric.

5.1 What Are Good Evaluation Sets?

Data diversity We use NQ-OPEN (Kwiatkowski et al., 2019), NARRATIVEQA (Kočíský et al., 2018), and HotpotQA (Yang et al., 2018) as our short-form test sets. These three datasets are standard QA benchmarks, used to train many QA models. The most popular metrics for evaluating the models on these datasets are EM and token F_1 score. We use these datasets to verify that PEDANTS is at least as good as EM and BERTScore in easy QA evaluation scenarios. We also sample BIOMRC (Stavropoulos et al., 2020), MS MARCO (Bajaj et al., 2018), and COQA (Reddy et al., 2019) examples for long-sentence answers, and Chen et al. (2020)’s MOCHA dev dataset, which emphasizes commonsense reasoning.⁸

⁵We recognize instances where names like *Joseph Biden* change to *John Biden*, retaining identical token F_1 , precision, and recall values. Our training data also include common aliases and location name examples to distinguish very different names.

⁶Features are concatenated in the order: $[tf-idf\ encoded([CLS] q [SEP] a [SEP] \tilde{a}), F(R)\ output\ vector, F(T)\ output\ vector, token\ F_1, precision, recall]$ for each training example, formatted as floats. Details on classifier hyperparameters are provided in Appendix 4.

⁷Asking GPT-4 to self-verify its generation can improve the quality of its generations. Prompt Templates in Appendix Table 11

⁸The original MOCHA dataset contains answers generated by GPT-2 and human rating annotations. We use score ≥ 4 as correct for the MOCHA dataset. We show failure modes of token matching for evaluation and demonstrate that PEDANTS is more robust than neural methods like BERTScore for datasets

Dataset	PEDANTS	EM	Token F_1	BERTScore	LERC	ROBERTA	Prometheus 2	GPT-4-Eval	QA Model
NQ-OPEN	92.76/0.85	89.38/0.81	90.34/0.82	50.40/0.48	85.23/0.76	86.77/0.79	62.37/0.53	96.69/0.93	Flan-T5 xl
	84.13/0.84	82.21/0.80	62.71/0.50	66.43/0.66	70.03/0.62	82.46/0.81	67.85/0.53	93.48/0.49	LLaMA 2 7B
	89.26/0.74	77.60/0.76	58.85/0.58	73.15/0.68	74.34/0.71	90.63/0.72	64.70/0.46	94.73/0.95	GPT-3.5-turbo
NQA	85.37/0.84	58.13/0.50	77.19/0.65	88.70/0.57	87.78/0.72	83.62/0.81	60.71/0.50	95.12/0.97	Flan-T5 xl
	90.45/0.76	65.72/0.54	52.53/0.46	88.39/0.54	80.00/0.65	91.66/0.67	66.85/0.53	95.18/0.49	LLaMA 2 7B
	92.24/0.69	64.81/0.48	47.99/0.38	91.84/0.53	82.81/0.59	95.98/0.66	64.70/0.46	97.33/0.65	GPT-3.5-turbo
Hotpot QA	91.23/0.85	77.35/0.71	85.87/0.79	84.11/0.70	85.06/0.73	86.94/0.75	61.24/0.55	93.78/0.91	Flan-T5 xl
	88.57/0.88	81.69/0.81	66.51/0.67	70.23/0.67	77.06/0.76	80.02/0.78	65.18/0.65	96.79/0.49	LLaMA 2 7B
	90.50/0.87	79.68/0.76	68.00/0.66	76.23/0.66	80.79/0.75	81.97/0.76	58.70/0.57	93.87/0.65	GPT-3.5-turbo
COQA	77.60/0.64	74.82/0.54	76.78/0.52	47.45/0.47	67.42/0.63	70.04/0.62	66.65/0.49	87.56/0.75	Mistral 8x7b
	78.04/0.65	80.22/0.57	79.26/0.57	38.97/0.39	72.00/0.68	69.53/0.62	60.12/0.43	94.38/0.86	Yi-Chat 34B
	78.42/0.63	78.44/0.53	78.33/0.55	36.14/0.36	70.64/0.66	67.62/0.59	67.13/0.52	90.81/0.83	LLaMA2 70B
BIOMRC	83.52/0.67	40.79/0.39	27.31/0.27	80.55/0.58	51.20/0.44	88.71/0.67	70.53/0.40	89.51/0.86	Mistral 8x7b
	82.67/0.67	42.97/0.40	30.44/0.30	79.53/0.57	55.57/0.47	87.98/0.67	72.29/0.35	88.71/0.83	Yi-Chat 34B
	79.60/0.68	43.77/0.42	50.55/0.47	83.46/0.59	58.56/0.50	84.04/0.64	67.76/0.42	90.67/0.87	LLaMA2 70B
MS MARCO	81.53/0.65	41.03/0.39	25.40/0.25	79.87/0.58	49.73/0.42	88.53/0.68	82.30/0.33	88.37/0.88	Mistral 8x7b
	80.77/0.65	42.67/0.41	27.00/0.27	78.27/0.56	53.00/0.45	86.77/0.64	73.43/0.42	87.57/0.89	Yi-Chat 34B
	80.53/0.68	43.90/0.43	48.63/0.46	82.96/0.59	59.43/0.52	84.13/0.65	77.00/0.32	89.53/0.90	LLaMA2 70B
MOCHA	67.22/0.67	65.84/0.42	79.05/0.73	24.30/0.20	80.67/0.78	81.50/0.74	70.12/0.23	83.67/0.79	GPT-2

Table 3: The red signifies human agreement (%) and blue is the Macro F_1 score with human judgments. We put PEDANTS first for ease of visualization. EM, token F_1 , BERTScore, and LERC have unstable human agreement on different QA datasets—ranging from 25% to 90%. ROBERTa, PEDANTS, and GPT4-Eval are more robust and stable with varying QA datasets. Although Prometheus 2 is fine-tuned for evaluation purposes, it fails on short-form QA. PEDANTS is less costly than GPT-4, Prometheus 2, ROBERTa, and BERTScore and has more stable human agreements across seven evaluation datasets than EM. LERC and Prometheus are evaluators that assign scores from 1 to 5; we use a score of 4 or higher as indicative of correctness.

Furthermore, we introduce a dataset in Section 5.4 designed to challenge existing AC metrics, which require years of human experiences and intuition to judge them correctly. Comprehensive details of these evaluation sets, including the number of examples, example questions and answers are provided in Table 8 and Appendix H.

Model Diversity Different QA models, fine-tuned with different private training sets, generate answers in varying styles, and their generation qualities can also depend on model size. We select a range of models to generate answers for specific datasets (including contexts, when available): Flan-T5-xl (3B) (Chung et al., 2022), LLaMA 2 (7B) (Touvron et al., 2023), and GPT-3.5-TURBO (a black-box model) for NQ-OPEN, Hotpot QA, and NARRATIVE QA⁹; and Mistral 8x7b Instruct (Jiang et al., 2024), Yi-Chat 34B (AI et al., 2024), and LLaMA 2 70B (Touvron et al., 2023) for BIOMRC, MS MARCO, and COQA. Our selection spans models from 3B to 70B in size, includes both black-box and open-sourced architectures, and incorporates models fine-tuned by different organizations.

Evaluation metric selections We use EM, token F_1 , BERTScore, LERC (threshold 4), ROBERTa and PEDANTS trained on our AC training set, Prometheus 2 (Kim et al., 2024) (a fine-tuned 7B LLM evaluator), and GPT-4 evaluation—GPT-

⁹with longer gold answers.

⁹<https://openai.com>

4-Eval.¹⁰ Specifically, we prompt GPT-4 and Prometheus 2 with our AC rules and demonstration examples to judge answer correctness (Prompt template in Table 13, Appendix).

5.2 Human Agreement

Each metric evaluates outputs from six models for each dataset (except MOCHA). We calculate the agreement accuracy and Macro F_1 with human judgments for each method (Table 5) and analyze PEDANTS weaknesses in Section 5.4. We hire annotators on Prolific whose first language is English, with at least a community college degree completed and above 99% approval rate. Annotators use our instructions of AC (Table 1) and we collected 36,884 annotations, where 6,626 examples have two annotations. 801 (12.1%) annotations disagree (Krippendorff’s $\alpha = 0.75$), and authors break ties.¹¹

EM and token F_1 have high human agreement on short QA types—NQ-OPEN and Hotpot QA—but falters for QA with long answers, vice versa for BERTScore (Table 3). ROBERTa, PEDANTS, and GPT-4 have similar human agreement for short-form and long-form datasets. Prometheus 2 shows low human agreement on short-form QA datasets, frequently misjudging simple cases such as the

¹⁰<https://huggingface.co/upstage/LLaMA-2-70b-instruct>

¹¹Exact details of the number of annotations for each dataset is in Appendix H.1

candidate *No.* versus the gold answer *No* as incorrect. However, it is better than EM on datasets with longer reference answers, indicating that improvements are needed for open-source LLM evaluators and that always using LLMs for all QA evaluations may be ineffective and resource-inefficient (see Figure 4). PEDANTS is better than ROBERTa for short-form QA datasets, but ROBERTa is better for long-form datasets that require a semantic understanding of word relationships.

Human-like agreement matters, but evaluation cost, transparency, and latency also matters

Computational cost is important, particularly if AC is a step during training of a QA or LLM. API-based services like ChatGPT might not be appropriate for training a model: its outputs often change (Brożek et al., 2023), it has high latency, its expensive, and its banned in fifteen countries (Click4Assistance, 2023). More open models like Prometheus require extensive GPU resources, which, thus might be used for the training model. And even the latency of local models matters if AC must examine dozens of outputs from a process like beam search. No evaluation metric is perfect in all aspects.

Error Analysis We use our trained $F(R)$ and $F(T)$ classifier make rule and question type predictions to the 36,884 annotated examples and show the aggregated rule/question type distributions and PEDANTS’ human agreements in Figures 6, 7, 8, and 9. Rule 7 is absent from the test sets, indicating its lack of usefulness. Figure 7 highlights PEDANTS’ weakest performance on Rule 2 (numerical information: 75% agreement) and strongest on Rule 1 (entity aliases: 90% agreement). We analyze 30 incorrect Rule 2 examples: over 80% fail due to PEDANTS’ inability to recognize the equivalence in date formats, such as when the gold answer is *Feb, 2018* and the candidate answer is *02/2018*, suggesting a critical area for future enhancement in handling numerical and date information. Meanwhile, Figure 9 shows that *when* and *how* question types pose more challenges for PEDANTS. For instance, the *how* question, *How can you increase the battery life of your smartphone?* elicits reference answer *Dim the screen brightness* and candidate *Reduce display luminosity*, which PEDANTS often judges as incorrect, struggling with commonsense knowledge reasoning.

Feature Importance we use coefficient interpretation (Hosmer and Lemeshow, 2000) to identify

Metric	Runtime/(min)	Disk Space	Cost
EM	0.05	0	0
F_1	0.05	0	0
PEDANTS	1	5 MB	0
BERTScore	4.95	499 M	0
ROBERTa	4.95	499 M	0
Prometheus 2	1123	12 GB	0
GPT-4-Eval	140	unknown	\$120

Table 4: Though GPT-4 is the best evaluation model, it costs more money and time. The runtime is based on per 10,000 examples from the 7 test datasets on 7 QA model. BERTScore, LERC, ROBERTa, and prometheus 2 evaluation methods are run on a single A6000 GPU device, and other methods are run with local CPU. The API cost for GPT-4-Eval is about \$120.

the top five features that significantly influence PEDANTS’ decision-making: R_1 , F_1 score, T_{what} , R_3 , and tf-idf. These features show the critical role of AC rules, question types, and F_1 scores as features in enhancing PEDANTS’ judgment accuracy, showing that a well-defined rules framework is important for PEDANTS to outperform traditional metrics like EM, F_1 , and neural evaluation methods on our diverse evaluation test sets.

5.3 Why is QA Evaluation Important?

We investigate the importance of QA evaluation: changing the evaluation changes the order of top models on leaderboards. Table 6 (Appendix) shows swapping evaluation metric X for Y, model A drops from top place to N. Flan-T5 xl in the table drops from first place to the last place swapping from EM to human evaluation on NQA data.

5.4 Challenges of QA Evaluations

This section uses a real-world QA dataset—*Jeopardy!* (more details in Appendix F)—where EM fails (0 Macro F_1) and present weaknesses of all existing QA metrics. Each example in the dataset has a question, a reference answer, a candidate response by different *Jeopardy!* players, and expert judgment of the candidate answer. The dataset includes both difficult correct answers and difficult incorrect answer. E.g., the difficult correct answers are the ones the expert host ruled incorrect but was overruled by a panel. For example, given a question *Your surgeon could choose to take a look inside you with this type of fiber optic instrument*, the reference answer is *laparoscope*, but an *endoscope* was given and ruled incorrect during the show that later reverted to correct, verified by professionals and the general public in accordance with the *Jeopardy!* answer acceptability rules. We collect 504 examples with more details in Appendix H.

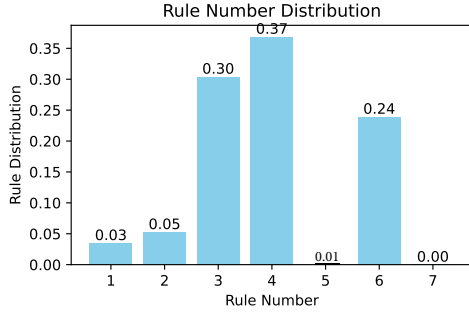


Figure 1: Rule Distribution on all annotated examples. Rule 3 (less details provided) and Rule 4 (more details provided), and Rule 6 (irrelevant information) are the most common rules among our test datasets. There are only under 10 examples for rule 5. Thus, we use 0.01 to signify that there are still some examples for Rule 5.

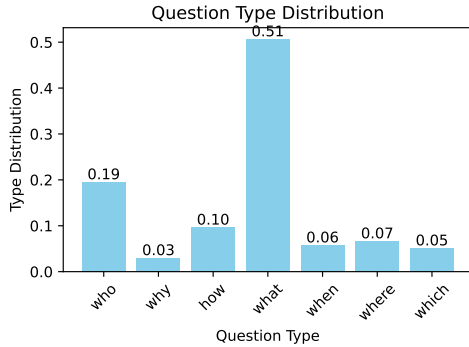


Figure 3: The aggregate question type distribution for all annotated examples. *what* type is the most frequent question type.

We calculate each method’s agreement and macro F_1 with expert judgment in Table 5. Despite the success of GPT-4, PEDANTS, ROBERTa on the six benchmark dataset, they falter on expert data. EM completely fails by judging everything as incorrect, resulting in 0 precision.

Commonsense reasoning and fact-checking remain challenging tasks in QA evaluation Analysis of 45 challenge examples where eight methods disagree with expert judgments indicates that commonsense reasoning and fact-checking are significant challenges for current QA evaluation methods, which underscores the need for refined AC rules and expert-driven evaluation data to improve QA evaluations. Experts assess correctness based on social norms, reasoning, and word choice, a process

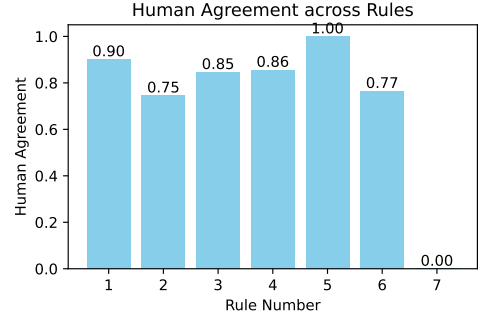


Figure 2: PEDANTS’s human agreement on each rule. We see that PEDANTS is still weak on judging the correctness of dates and irrelevant information, but it is robust at determining entity aliases and when answers have less or more details. We cannot make a proper conclusion for PEDANTS on rule 5 (too few examples).

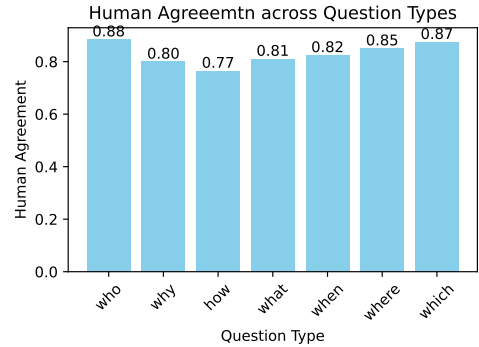


Figure 4: PEDANTS’s agreement with humans across question types. PEDANTS is pretty stable with human agreement across various question types.

Metric	Agreement (%)	Macro F_1
EM	50	0
F_1	37.20	0.31
BERTScore	46.65	0.43
LERC	43.05	0.35
ROBERTa	49.61	0.33
PEDANTS	43.05	0.36
Prometheus 2	41.16	0.37
GPT-4-Eval	43.70	0.41

Table 5: EM has the highest agreement with expert judgments on *Jeopardy!*, but has a 0 F_1 score since the dataset has an even distribution of correct/incorrect examples. However, all methods struggle to evaluate the long tail of QA.

far more complex than mere string comparison.¹²

6 Related Work

Drawing on community expertise There is a recent trend of using data from well-defined commu-

¹²See examples in Appendix L

nities ethically (Shilton, 2016; Rogers et al., 2021), and the trivia community is no different. While their data have been used for NLP tasks—from Watson’s *tour-de-force* on *Jeopardy!* to TriviaQA—the data have been used without attending to the norms of how the trivia community uses it. We should listen to their evaluations if we adopt their data.

Machine QA evaluations QA evaluations span a continuum—easy to assess using EM for short answers, yet challenging for long-form QA, which have many valid answers (Xu et al., 2023). However, even short-form QA can be challenging when it requires contextual understanding or have huge combination of valid output spaces (Bulian et al., 2022). Such tasks can reach NLP-completeness, intersecting diverse NLP domains like coreference, translation, and entailment. More details are available in Appendix J.

With the continual development of machine QA models’ ability to answer questions, the area of QA evaluation still falls behind, where most research papers still use standard evaluation metrics—EM or F_1 (Table 7). Chen et al. (2019) and Kamalloo et al. (2023) both point out pitfalls of current standard evaluation metrics, where QA is not merely extracting exact answers from source texts in the era of large generative models. Bulian et al. (2022); Kamalloo et al. (2023) validate fine-tuned BERT on human annotated AC datasets is better than standard metrics and closer to human judgments. Wang et al. (2023) demonstrates that BERT-based evaluation methods like BERTScore and BLURT (Sellam et al., 2020) perform no better than standard metrics, with dataset sensitivity to BERTScore threshold settings and unclear boundary definitions across datasets, while generative LLM evaluators like GPT-3.5 tend to make "over-generalization" errors that BERT-based methods and humans typically avoid. Yet the ability of generative LLM evaluators is not rigorously evaluated with clear definitions of AC.

7 Conclusion

Automated QA evaluation is an important pipeline for developing more robust and human aligned models. However, evaluation metrics like EM are popular for their efficiency and low latency, but the lack of AC guidelines and diverse evaluation datasets still hold us from exploring and building more robust and stable QA metrics competitive with LLM evaluations, where we do not always have the availability to sacrifice too much compu-

tation resource (GPU), money, and time for training evaluation. A basic beginning framework derived from QA human experts and adopt it to machine QA paradigm can enhance and generalize automated evaluation methods’ agreement more with human judgments. Though not perfect, PEDANTS requires few computational resources and time but more robust across benchmark datasets. Our AC framework also improves human annotators’ experience in judging AC. Future work can integrate and refine these rubrics into long-form QA and novel QA, where we can collect better evaluation data and improve fact-checking and commonsense reasoning of AC; future work can also combine efficient metric with LLM to improve runtime evaluation efficiency and reduce cost.

8 Limitations

PEDANTS trained with AC data containing our framework examples can better justify the correctness of candidate answers given a reference answer than current popular EM, token F_1 and neural evaluation methods. However, our new method still possesses several challenges and limitations. Our models are not trained to take the contexts of the question into account, whereas if a question has a context paragraph, our model can only use the question, reference answer, and candidate answer to evaluate correctness, which the effectiveness of our approach is still unexplored for QA with contexts. Another limitation is the lack of validation of fact-checking and commonsense-reasoning of QA evaluations, which is also not validated against GPT-4. In addition, our definition of AC has not taken subjectivity, demographic diversity, bias, and cultural diversity into account, with cases where the judgments of correctness can be different for people with different backgrounds, where we consider such subjective questions as maximal difficult and challenge examples for AC tasks.

9 Ethics

Our annotations do not potent any risks to participants. We do not collect any personal information from participants. Participants are allowed to participate or exit the study reading our task instructions within ten minutes after they started the study by any means. All of our annotations are supervised by the Institutional Review Board, which judged the annotation to be exempt. Each annotator is compensated with \$7.5 dollars half

an hour rate to complete 300 examples. Annotators will have a fixed rate if they completed 300 examples or a bonus with 2.5 cents with each additional example for each additional examples above 300 examples. Our python package is open-source and protected under the MIT license. We welcome public download and usage of our QA evaluation python package for any purposes.

References

01. AI, :, Alex Young, Bei Chen, Chao Li, Chengen Huang, Ge Zhang, Guanwei Zhang, Heng Li, Jiangcheng Zhu, Jianqun Chen, Jing Chang, Kaidong Yu, Peng Liu, Qiang Liu, Shawn Yue, Senbin Yang, Shiming Yang, Tao Yu, Wen Xie, Wenhao Huang, Xiaohui Hu, Xiaoyi Ren, Xinyao Niu, Pengcheng Nie, Yuchi Xu, Yudong Liu, Yue Wang, Yuxuan Cai, Zhenyu Gu, Zhiyuan Liu, and Zonghong Dai. 2024. [Yi: Open foundation models by 01.ai](#).
- Joshua Ainslie, James Lee-Thorp, Michiel de Jong, Yury Zemlyanskiy, Federico Lebrón, and Sumit Sanghavi. 2023. [Gqa: Training generalized multi-query transformer models from multi-head checkpoints](#).
- Dzmitry Bahdanau, Kyunghyun Cho, and Yoshua Bengio. 2016. [Neural machine translation by jointly learning to align and translate](#).
- Payal Bajaj, Daniel Campos, Nick Craswell, Li Deng, Jianfeng Gao, Xiaodong Liu, Rangan Majumder, Andrew McNamara, Bhaskar Mitra, Tri Nguyen, Mir Rosenberg, Xia Song, Alina Stoica, Saurabh Tiwary, and Tong Wang. 2018. [Ms marco: A human generated machine reading comprehension dataset](#).
- Michele Bevilacqua, Giuseppe Ottaviano, Patrick Lewis, Wen tau Yih, Sebastian Riedel, and Fabio Petroni. 2022. [Autoregressive search engines: Generating substrings as document identifiers](#).
- Bartosz Brożek, Michał Furman, Marek Jakubiec, and Bartłomiej Kucharczyk. 2023. [The black box problem revisited. real and imaginary challenges for automated legal decision making](#). *Artificial Intelligence and Law*, 32:1–14.
- Sébastien Bubeck, Varun Chandrasekaran, Ronen Eldan, Johannes Gehrke, Eric Horvitz, Ece Kamar, Peter Lee, Yin Tat Lee, Yuanzhi Li, Scott Lundberg, et al. 2023. Sparks of artificial general intelligence: Early experiments with gpt-4. *arXiv preprint arXiv:2303.12712*.
- Jannis Bulian, Christian Buck, Wojciech Gajewski, Benjamin Boerschinger, and Tal Schuster. 2022. Tomayto, tomahto. beyond token-level answer equivalence for question answering evaluation. *arXiv preprint arXiv:2202.07654*.
- Matt Carberry. 2019. Jeopardy! casebook. <http://jeopardy.mattcarberry.com/casebook.html>. Accessed: 2024-01-12.
- Allen Chen and Okan Tanrikulu. 2024. [Improving qa model performance with cartographic inoculation](#).
- Anthony Chen, Gabriel Stanovsky, Sameer Singh, and Matt Gardner. 2019. [Evaluating question answering evaluation](#). In *Proceedings of the 2nd Workshop on Machine Reading for Question Answering*, pages 119–124, Hong Kong, China. Association for Computational Linguistics.
- Anthony Chen, Gabriel Stanovsky, Sameer Singh, and Matt Gardner. 2020. [Mocha: A dataset for training and evaluating generative reading comprehension metrics](#). In *Proceedings of the 2020 Conference on Empirical Methods in Natural Language Processing (EMNLP)*. Association for Computational Linguistics.
- Hyung Won Chung, Le Hou, Shayne Longpre, Barret Zoph, Yi Tay, William Fedus, Yunxuan Li, Xuezhi Wang, Mostafa Dehghani, Siddhartha Brahma, et al. 2022. Scaling instruction-finetuned language models. *arXiv preprint arXiv:2210.11416*.
- Kevin Clark, Minh-Thang Luong, Quoc V. Le, and Christopher D. Manning. 2020. [Electra: Pre-training text encoders as discriminators rather than generators](#).
- Peter Clark, Isaac Cowhey, Oren Etzioni, Tushar Khot, Ashish Sabharwal, Carissa Schoenick, and Oyvind Tafjord. 2018. [Think you have solved question answering? try arc, the ai2 reasoning challenge](#).
- Click4Assistance. 2023. [What countries is chatgpt banned in and how this will impact live chat for businesses](#). Accessed: 2023-04-13.
- Jacob Devlin, Ming-Wei Chang, Kenton Lee, and Kristina Toutanova. 2018. Bert: Pre-training of deep bidirectional transformers for language understanding. *arXiv preprint arXiv:1810.04805*.
- Dheeru Dua, Yizhong Wang, Pradeep Dasigi, Gabriel Stanovsky, Sameer Singh, and Matt Gardner. 2019. [DROP: A reading comprehension benchmark requiring discrete reasoning over paragraphs](#). In *Proceedings of the 2019 Conference of the North American Chapter of the Association for Computational Linguistics: Human Language Technologies, Volume 1 (Long and Short Papers)*, pages 2368–2378, Minneapolis, Minnesota. Association for Computational Linguistics.
- David W. Hosmer and Stanley Lemeshow. 2000. *Applied Logistic Regression*, 2nd edition. Wiley Series in Probability and Statistics. Wiley.
- Yen-Chia Hsu, Ting-Hao ‘Kenneth’ Huang, Himanshu Verma, Andrea Mauri, Illah Nourbakhsh, and Alessandro Bozzon. 2022. [Empowering local communities using artificial intelligence](#). *Patterns*, 3(3):100449.
- Gautier Izacard and Edouard Grave. 2021. [Leveraging passage retrieval with generative models for open domain question answering](#).

- Soyeong Jeong, Jinheon Baek, Sukmin Cho, Sung Ju Hwang, and Jong C. Park. 2024. [Adaptive-rag: Learning to adapt retrieval-augmented large language models through question complexity](#).
- Albert Q. Jiang, Alexandre Sablayrolles, Antoine Roux, Arthur Mensch, Blanche Savary, Chris Bamford, Devendra Singh Chaplot, Diego de las Casas, Emma Bou Hanna, Florian Bressand, Gianna Lengyel, Guillaume Bour, Guillaume Lample, L  lio Renard Lavaud, Lucile Saulnier, Marie-Anne Lachaux, Pierre Stock, Sandeep Subramanian, Sophia Yang, Szymon Antoniak, Teven Le Scao, Th  ophile Gervet, Thibaut Lavril, Thomas Wang, Timoth  e Lacroix, and William El Sayed. 2024. [Mixture of experts](#).
- Zhengbao Jiang, Frank F. Xu, Luyu Gao, Zhiqing Sun, Qian Liu, Jane Dwivedi-Yu, Yiming Yang, Jamie Callan, and Graham Neubig. 2023. [Active retrieval augmented generation](#).
- Ehsan Kamalloo, Nouha Dziri, Charles Clarke, and Davood Rafiei. 2023. [Evaluating open-domain question answering in the era of large language models](#). In *Proceedings of the 61st Annual Meeting of the Association for Computational Linguistics (Volume 1: Long Papers)*, pages 5591–5606, Toronto, Canada. Association for Computational Linguistics.
- Seungone Kim, Juyoung Suk, Shayne Longpre, Bill Yuchen Lin, Jamin Shin, Sean Welleck, Graham Neubig, Moontae Lee, Kyungjae Lee, and Minjoon Seo. 2024. [Prometheus 2: An open source language model specialized in evaluating other language models](#).
- Tom    Ko  isk  y, Jonathan Schwarz, Phil Blunsom, Chris Dyer, Karl Moritz Hermann, G  bor Melis, and Edward Grefenstette. 2018. [The NarrativeQA reading comprehension challenge](#). *Transactions of the Association for Computational Linguistics*, 6:317–328.
- Tom Kwiatkowski, Jennimaria Palomaki, Olivia Redfield, Michael Collins, Ankur Parikh, Chris Alberti, Danielle Epstein, Illia Polosukhin, Jacob Devlin, Kenton Lee, Kristina Toutanova, Llion Jones, Matthew Kelcey, Ming-Wei Chang, Andrew M. Dai, Jakob Uszkoreit, Quoc Le, and Slav Petrov. 2019. [Natural questions: A benchmark for question answering research](#). *Transactions of the Association for Computational Linguistics*, 7:452–466.
- Kevin Lin, Oyvind Tafford, Peter Clark, and Matt Gardner. 2019. [Reasoning over paragraph effects in situations](#). In *Proceedings of the 2nd Workshop on Machine Reading for Question Answering*, pages 58–62, Hong Kong, China. Association for Computational Linguistics.
- Nelson F. Liu, Kevin Lin, John Hewitt, Ashwin Paranjape, Michele Bevilacqua, Fabio Petroni, and Percy Liang. 2023. [Lost in the middle: How language models use long contexts](#).
- Zihan Liu, Wei Ping, Rajarshi Roy, Peng Xu, Chankyu Lee, Mohammad Shoeybi, and Bryan Catanzaro. 2024. [Chatqa: Surpassing gpt-4 on conversational qa and rag](#).
- Hongyin Luo, Yung-Sung Chuang, Yuan Gong, Tianhua Zhang, Yoon Kim, Xixin Wu, Danny Fox, Helen Meng, and James Glass. 2023. [Sail: Search-augmented instruction learning](#).
- Claire McNear. 2020. *Answers in the Form of Questions*. Twelve.
- Todor Mihaylov, Peter Clark, Tushar Khot, and Ashish Sabharwal. 2018. [Can a suit of armor conduct electricity? a new dataset for open book question answering](#). In *Proceedings of the 2018 Conference on Empirical Methods in Natural Language Processing*, pages 2381–2391, Brussels, Belgium. Association for Computational Linguistics.
- Sewon Min, Jordan Boyd-Graber, Chris Alberti, Danqi Chen, Eunsol Choi, Michael Collins, Kelvin Guu, Hannaneh Hajishirzi, Kenton Lee, Jennimaria Palomaki, Colin Raffel, Adam Roberts, Tom Kwiatkowski, Patrick Lewis, Yuxiang Wu, Heinrich K  ttler, Linqing Liu, Pasquale Minervini, Pontus Stenetorp, Sebastian Riedel, Sohee Yang, Minjoon Seo, Gautier Izacard, Fabio Petroni, Lucas Hosseini, Nicola De Cao, Edouard Grave, Ikuya Yamada, Sonse Shimaoka, Masatoshi Suzuki, Shumpei Miyawaki, Shun Sato, Ryo Takahashi, Jun Suzuki, Martin Fajcik, Martin Docekal, Karel Ondrej, Pavel Smrz, Hao Cheng, Yelong Shen, Xiaodong Liu, Pengcheng He, Weizhu Chen, Jianfeng Gao, Barlas Oguz, Xilun Chen, Vladimir Karpukhin, Stan Peshterliev, Dmytro Okhonko, Michael Schlichtkrull, Sonal Gupta, Yashar Mehdad, and Wen-tau Yih. 2021. [Neurips 2020 efficientqa competition: Systems, analyses and lessons learned](#). In *Proceedings of the NeurIPS 2020 Competition and Demonstration Track*, volume 133 of *Proceedings of Machine Learning Research*, pages 86–111. PMLR.
- National Academic Quiz Tournaments. 2024. [Correctness guidelines](#). Accessed: 2024-01-12.
- Pranav Rajpurkar, Jian Zhang, Konstantin Lopyrev, and Percy Liang. 2016. [Squad: 100,000+ questions for machine comprehension of text](#). *arXiv preprint arXiv:1606.05250*.
- Siva Reddy, Danqi Chen, and Christopher D. Manning. 2019. [Coqa: A conversational question answering challenge](#).
- Jie Ren, Yao Zhao, Tu Vu, Peter J. Liu, and Balaji Lakshminarayanan. 2023. [Self-evaluation improves selective generation in large language models](#).
- Laura Rieger and Lars Kai Hansen. 2020. [Irof: a low resource evaluation metric for explanation methods](#).
- Anna Rogers, Timothy Baldwin, and Kobi Leins. 2021. [‘just what do you think you’re doing, dave?’ a checklist for responsible data use in NLP](#). In *Findings*

- of the Association for Computational Linguistics: *EMNLP 2021*, pages 4821–4833, Punta Cana, Dominican Republic. Association for Computational Linguistics.
- Anna Rogers, Matt Gardner, and Isabelle Augenstein. 2023. Qa dataset explosion: A taxonomy of nlp resources for question answering and reading comprehension. *ACM Computing Surveys*, 55(10):1–45.
- Victor Sanh, Albert Webson, Colin Raffel, Stephen H. Bach, Lintang Sutawika, Zaid Alyafeai, Antoine Chaffin, Arnaud Stiegler, Teven Le Scao, Arun Raja, Manan Dey, M Saiful Bari, Canwen Xu, Urmish Thakker, Shanya Sharma Sharma, Eliza Szczechla, Taewoon Kim, Gunjan Chhablani, Nihal Nayak, Debajyoti Datta, Jonathan Chang, Mike Tian-Jian Jiang, Han Wang, Matteo Manica, Sheng Shen, Zheng Xin Yong, Harshit Pandey, Rachel Bawden, Thomas Wang, Trishala Neeraj, Jos Rozen, Abheesht Sharma, Andrea Santilli, Thibault Fevry, Jason Alan Fries, Ryan Teehan, Tali Bers, Stella Biderman, Leo Gao, Thomas Wolf, and Alexander M. Rush. 2022. [Multi-task prompted training enables zero-shot task generalization](#).
- Thibault Sellam, Dipanjan Das, and Ankur P Parikh. 2020. Bleurt: Learning robust metrics for text generation. *arXiv preprint arXiv:2004.04696*.
- Katie Shilton. 2016. Emerging ethics norms in social media research. *Big Data Ethics*.
- Chenglei Si, Chen Zhao, and Jordan Boyd-Graber. 2021. [What’s in a name? answer equivalence for open-domain question answering](#).
- Petros Stavropoulos, Dimitris Pappas, Ion Androutsopoulos, and Ryan McDonald. 2020. [Biomrc: A dataset for biomedical machine reading comprehension](#).
- Joseph Stone and Tim Yohn. 1992. *Prime Time and Misdeemeanors: Investigating the 1950s TV Quiz Scandal: A D.A.’s Account*. Rutgers University Press, New Brunswick, N.J.
- Alon Talmor, Jonathan Herzig, Nicholas Lourie, and Jonathan Berant. 2019. [CommonsenseQA: A question answering challenge targeting commonsense knowledge](#). In *Proceedings of the 2019 Conference of the North American Chapter of the Association for Computational Linguistics: Human Language Technologies, Volume 1 (Long and Short Papers)*, pages 4149–4158, Minneapolis, Minnesota. Association for Computational Linguistics.
- National Academic Quiz Tournaments. 2019. Why does ken jennings play quiz bowl? Online Video. URL: <https://www.youtube.com/watch?v=Y5ku181Zm8I>.
- Hugo Touvron, Louis Martin, Kevin Stone, Peter Albert, Amjad Almahairi, Yasmine Babaei, Nikolay Bashlykov, Soumya Batra, Prajjwal Bhargava, Shruti Bhosale, Dan Bikel, Lukas Blecher, Cristian Canton Ferrer, Moya Chen, Guillem Cucurull, David Esiobu, Jude Fernandes, Jeremy Fu, Wenyin Fu, Brian Fuller, Cynthia Gao, Vedanuj Goswami, Naman Goyal, Anthony Hartshorn, Saghar Hosseini, Rui Hou, Hakan Inan, Marcin Kardas, Viktor Kerkez, Madian Khabsa, Isabel Kloumann, Artem Korenev, Punit Singh Koura, Marie-Anne Lachaux, Thibaut Lavril, Jenya Lee, Diana Liskovich, Yinghai Lu, Yuning Mao, Xavier Martinet, Todor Mihaylov, Pushkar Mishra, Igor Molybog, Yixin Nie, Andrew Poulton, Jeremy Reizenstein, Rashi Rungta, Kalyan Saladi, Alan Schelten, Ruan Silva, Eric Michael Smith, Ranjan Subramanian, Xiaoqing Ellen Tan, Binh Tang, Ross Taylor, Adina Williams, Jian Xiang Kuan, Puxin Xu, Zheng Yan, Iliyan Zarov, Yuchen Zhang, Angela Fan, Melanie Kambadur, Sharan Narang, Aurelien Rodriguez, Robert Stojnic, Sergey Edunov, and Thomas Scialom. 2023. [Llama 2: Open foundation and fine-tuned chat models](#).
- Cunxiang Wang, Sirui Cheng, Qipeng Guo, Yuanhao Yue, Bowen Ding, Zhikun Xu, Yidong Wang, Xiangukun Hu, Zheng Zhang, and Yue Zhang. 2023. [Evaluating open-qa evaluation](#).
- Leon Weber, Pasquale Minervini, Jannes Münchmeyer, Ulf Leser, and Tim Rocktäschel. 2019. [Nlprolog: Reasoning with weak unification for question answering in natural language](#).
- Wei Wu, Fei Wang, Arianna Yuan, Fei Wu, and Jiwei Li. 2020. [CorefQA: Coreference resolution as query-based span prediction](#). In *Proceedings of the 58th Annual Meeting of the Association for Computational Linguistics*, pages 6953–6963, Online. Association for Computational Linguistics.
- Fangyuan Xu, Yixiao Song, Mohit Iyyer, and Eunsol Choi. 2023. [A critical evaluation of evaluations for long-form question answering](#). *ArXiv*, abs/2305.18201.
- Zhilin Yang, Peng Qi, Saizheng Zhang, Yoshua Bengio, William Cohen, Ruslan Salakhutdinov, and Christopher D. Manning. 2018. [HotpotQA: A dataset for diverse, explainable multi-hop question answering](#). In *Proceedings of the 2018 Conference on Empirical Methods in Natural Language Processing*, pages 2369–2380, Brussels, Belgium. Association for Computational Linguistics.
- Tianyi Zhang, Varsha Kishore, Felix Wu, Kilian Q. Weinberger, and Yoav Artzi. 2019. [Bertscore: Evaluating text generation with bert](#). *ArXiv*, abs/1904.09675.
- Yunxiang Zhang, Muhammad Khalifa, Lajanugen Logeswaran, Moontae Lee, Honglak Lee, and Lu Wang. 2023. [Merging generated and retrieved knowledge for open-domain qa](#).
- Fengbin Zhu, Wenqiang Lei, Chao Wang, Jianming Zheng, Soujanya Poria, and Tat-Seng Chua. 2021. Retrieving and reading: A comprehensive survey on open-domain question answering. *arXiv preprint arXiv:2101.00774*.

Wang Zhu, Jesse Thomason, and Robin Jia. 2023. [Chain-of-questions training with latent answers for robust multistep question answering](#).

A AC and Correctness Guideline Examples

We include more typical QA example pairs in Table 5 with judgments and explanations aligning with our rules in table 1.

B Training Data Augmentation

With these revised AC and acceptability rules, we want to construct representative QA example pairs for the rules. Thus, we generate AC examples to train a classifier to learn the optimal threshold from our AC patterns. For each AC rule, we collect a small number of example QA pairs from the NAQT correctness guidelines, and error examples from the AC test set and the ROPES *dev* set. Then we manually revise QA pairs that violate our AC guidelines, and to ensure the quality and diversity of our example QA pairs. We end up writing five to ten examples for each rule, where also balance the number of correct and incorrect pairs except for rules that are strictly judged incorrect (Table 1).

Seed Examples Each rule is composed of 5 to 10 representative seed examples, where each example is strictly judged based with our rules. However, we do not guarantee that each generated example only corresponds to one rule (may correspond to multiple rules). An example seed example for rule 1 is *question: In 2011, what airport did the most international travelers in North America visit? [SEP] reference: John F. Kennedy International Airport [SEP] candidate: JFK Airport.*

Training data generation We use the manually revised QA pairs as seed examples to prompt GPT-4 with an example and the specific AC rule to generate more similar QA pairs with its judgment of equivalency and correctness.¹³ At the end of each generation iteration, we append the generated examples to the seed examples, which we generate a total of 4,234 synthetic AC examples.

Quality validation To verify the automatically generated examples, we manually select fifty generated AC examples and check the judgments. GPT-4’s disagreements with humans is most frequent

with Rule 2 from Table 1, e.g., GPT-4 often considers numerical answers like *2008-2010 and 2010* to be equivalent. For each generated example, we run GPT-4 self-evaluation by prompting it to verify the correctness of its generated judgments with the rules, questions, reference answers, and candidate answer, and judgment to improved the quality and accuracy of judgments (Ren et al., 2023).

We re-check the 50 generated examples that have inconsistent generated and self-evaluated judgments, and see an improvement of the judgments—39 out of 50 example are consistent with human judgments after self-evaluation. Moreover, we select 300 additional generated examples (mainly examples on Rule 2) and manually check and revise the self-corrected judgments to accommodate our AC guidelines. 180 self-verified judgments are revised and 65 invalid examples (false reference answers, invalid questions) are removed with 3,989 examples remaining in our training material. After two steps of validation, we are confident that the synthetic data mostly align well with our AC rules.

Extra Human Annotated Data Augmentation

If the first step of data augmentation is to collect representative materials to fit the classifier to follow AC norms, then we also want to generalize and teach the classifier with more real human annotated judgments. Luckily, we already an existing annotated AC dataset available. We expand the AC learning material by combining our 3,989 synthetic examples with 9,090 examples from the AC training set, with 1,688 annotated examples from the ROPES *dev* dataset as our AC-augmented training set.

C Model Training Details

We provide specific training details for logistic classifier and fine-tuning details for RoBERTa for ease of reproduction.

Logistic classifier We use `random_state=668`, `loss=log_loss`, `penalty=l2`, `tol=1e-3`.

RoBERTa fine-tuning We trained RoBERTa-base with learning rate = $1e-5$, weight decay= 0.01 , batch size=32 for 7 epochs and save the state with highest accuracy on the AC test dataset. We do not use BEM directly because we want the two transformer models have consistent training hyperparameters and details.

¹³We set the temperature of GPT-4 to 0.9 and frequency penalty to 1.9 to ensure the diversity of generated QA pairs.

Dataset	EM	F_1	BERTScore	ROBERTa	PEDANTS	LLaMA70B-Eval	GPT-4-Eval	Human	QA Model
NQ-OPEN	10.75	14.99	62.77	27.31	22.91	30.42	19.22	19.51	Flan-T5 xl
	4.44	6.34	54.13	62.80	42.16	55.51	42.60	43.52	LLaMA 2 7B
	24.4	30.80	70.76	76.26	66.75	76.57	69.50	70.56	GPT-3.5-TURBO
NQA	44.76	72.79	95.76	92.94	87.52	83.70	91.00	89.41	Flan-T5 xl
	19.11	45.70	94.06	95.94	87.72	90.15	90.64	91.41	LLaMA 2 7B
	17.03	46.97	94.76	98.27	91.12	94.03	94.80	95.67	GPT-3.5-TURBO
MS MARCO	30.37	16.00	82.93	86.80	80.40	73.8	79.57	89.33	Mistral 8x7b
	30.77	16.17	83.10	90.40	79.80	87.67	77.93	88.10	Yi-Chat 34B
	29.37	35.90	90.63	80.50	77.03	76.2	77.33	85.47	LLaMA2 70B

Table 6: A change of evaluation methods can flip the order of QA models! The table shows the automated QA evaluation accuracy (%) using different evaluation methods. Colored cells highlight a change of order of model accuracies. The red numbers are lower model accuracies than blue number accuracies. Stronger evaluation methods are more similar to human ranking of models. We use 0.5 threshold for F_1 , and a 0.8 threshold for BERTScore.

D Evaluation Dataset Details

Table 8 shows examples and number of QA pairs for each of our selected benchmark dataset. NQ-OPEN, HotpotQA, and Narrative-QA are short-form QA, where the reference answers are usually very short, and there are multiple correct reference answers. COQA (Reddy et al., 2019) is a large-scale dataset designed to assess machine comprehension of text through a conversational question and answer format, featuring over 127,000 questions derived from 8,000+ dialogues across seven diverse domains. Each question in CoQA is part of a conversation about a passage, with answers provided in free-form text alongside evidence from the text, challenging systems with tasks like coreference and pragmatic reasoning. BIOMRC (Stavropoulos et al., 2020) is a biomedical machine reading comprehension task dataset that represent real-world machine biomedical reading comprehension tasks. MS MARCO is a question answering dataset of 100,000 real Bing questions, each paired with a human-generated answer. For each of these datasets, we choose a subset by random sampling for evaluation except for COQA, where each conversation contains 10 consecutive questions. We randomly sample 300 conversations from COQA.

E F_1 Score Details

We provide additional formulas as details to calculate the precision, recall, and F_1 score between a reference and a candidate answer. In the context of evaluating a candidate answer against a reference answer, precision, recall, and F_1 score determine the extent of two strings’ similarity by tokenizing both answers into individual words. We define tokens as words separated by any white spaces or tabs, where a string s can be split to a list of tokens $Tok(s)$. Precision P is defined as the ratio of the number of tokens that are present in both the candi-

date and the reference answer to the total number of tokens in the candidate answer. P evaluates the accuracy of the candidate answer by indicating the proportion of its tokens that are relevant to the gold answer:

$$P = \frac{|Tok(candidate) \cap Tok(reference)|}{|Tok(candidate)|} \quad (1)$$

Recall R measures the proportion of tokens from the reference answer that are captured by the candidate answer, providing insight into the completeness of the candidate’s response:

$$R = \frac{|Tok(candidate) \cap Tok(reference)|}{|Tok(reference)|} \quad (2)$$

F_1 score is the harmonic mean of precision and recall, which balances between the precision and recall metrics. It is particularly useful when the importance of false positives and false negatives are equally significant. The F_1 score is computed as follows:

$$F_1 = 2 \times \frac{P \times R}{P + R} \quad (3)$$

The three metrics provide a comprehensive token matching evaluation of the candidate answer’s relevance and completeness concerning the gold answer, and are used in many QA model training/evaluation practices mentioned in Table 7.

F Jeopardy! Data Collection Pipeline

The J!Archive is a fans website to record every season of the *Jeopardy!* game with questions answers presented.¹⁴ The website also includes questions and answers that are answered by *Jeopardy!* players that are originally judged correct/incorrect, but with later revised decisions, where those overruled answers are carefully verified and discussed by audiences or experts. We collected a total of 504

¹⁴https://www.j-archive.com/suggestcorrection.php?clue_id=353154

Question	Reference	Candidate	Judgment
Who plays Red on Orange is the New Black?	Kate Mulgrew	Katherine Maria Mulgrew	Correct aliasing name
Wher can I get a state issued id in US?	DMV	Department of Mobile Vehicles	Incorrect entity under rule 1
What year did World War II end?	1945	Sep 2, 1945	Correct under rule 2 and 4. Exact date and more information
How tall can a giraff grow?	16-20 feet	18 feet	Incorrect under rule 2: answers must be a range
Who discovered pennicillin?	Scottish physician Alexander Fleming	Alexander Felimng	Correct under rule 3: less details
What followed the late local programming after Super Bowl 50?	The Late Late Show with James Corden	The Late Show	Incorrect under rule 3
When did Morales launch his policy in the eastern lowlands?	2009	Augst 3, 2009	Correct under rule 4: more detailes
Protective coloring is common in what insect family?	Beetle	Bettle and Formicidae	Incorrect additional information
What is the primary source of energy for the Earth?	Solar radiation from sun	Solar energy from sun	Correct under rule 4
Which group has higher likelihood of brain damage?	group A	group B	Incorrect under rule 4
When did the Golden State Warriors win the NBA championship?	2015, 2017	2022	Correct under rule 7
When does Pam find Jim dead?	In a bathtub while in Paris	Paris, France	Incorrect under rule 4: not enough specificity
What flattens Aron's hand and wrist?	A boulder	A rock	Incorrect under rule 5, a boulder is a very large rock but a rock can be any size
Based on March 1937, this man was also a citizen of the United Kindom?	Alistair Grant	Sir Matthew Alistair Grant	Correct under rule 5: common aliases
What is the issue type of the inner most layers of cells?	Epithelium	Epithelial tissue	Correct under context
Are Nikilaschka and White Russia made of beer?	No	No, Nikolaschka and White Russian not made with beer	Correct under rule 5
Reggaetón Lento is a song by the boy band formed on which date?	Dec 13, 2015	Dec 15, 2015	Incorrect based on rule 2 and 4: Date and numerical should be exact
How are Tessa and Tito connected?	They are secretly married and have two children	Megan	Incorrect under rule 7: irrelevant answer
What is the capital of France?	The capital of France is Paris	Paris is the largest city in France	Incorrect under rule 6: high token overlap but referring to different information
Your surgeon could choose to take a look inside you with this type of fiber optic instrument?	laparoscope	endoscope	Correct under rule 1 and 4: "endoscope" encompasses a variety of instruments used for viewing different internal parts of the body, not limited to the abdominal or pelvic area
I've seen the promised land, I may not get there with you. but...we, as a people, will get to the promised land	Martin Luther King in "I had a dream"	Martin Luther King	Incorrect under rule 5, the question is not from the speech
Sarah bought a dress and a hat. Which item was more expensive?	The dress cost more than the hat	The item Sarah spent less on was the hat	Correct under rule 6 with semantic equivalence

Figure 5: We list out more relevant AC pairs with judgments under our revised rules. Some of the candidate responses are manually written, some of them are from *Jeopardy!*, and some of them are generated by various QA models such as Flan-t5.

(half correct, half incorrect) such examples from J!Archive use them as the challenge set.

G Training PEDANTS on Unstructured Augmented Data

We also conduct additional experiment to show that only augmenting the AC training set without including examples with well-defined rules is less effective than augmenting the AC dataset with rep-

representative examples for each rule.

Control Group Bulian et al. (2022) contributes 23,260 human annotated AC QA examples, where the split training set size is 9,090. We merge the *train*, *dev* and *test* set and use 23,260 examples as the training set for the classifier. We use the same model and hyperparameters as PEDANTS-Aug, and we call the classifier trained on 23,260 examples PEDANTS-B.

Table 9 shows that even PEDANTS-B is trained with 23,260 examples, which has more training examples than PEDANTS-Aug does, PEDANTS-Aug still has more judgment agreement with human annotators than PEDANTS-B does. Thus providing the classifier representative training data with well-defined rules can help it learn optimal combination of token scores for different answer types and rules with fewer training examples.

H Comparing Expert answer correctness Judgements

The *Jeopardy!* dataset is a challenge test set that has a very different source of answers with expert judgments and use it to evaluate the effectiveness of various QA evaluation methods on the long-long tail of QA. We introduce this OOD challenge test set that has a very different source of answers with expert judgments and use it to evaluate the effectiveness of various QA evaluation methods.

Jeopardy! is a popular American television quiz game show. This show is famous for its distinctive formats of questions, where the questions covers diverse categories, and many of them require a knowledgeable human with years of expertise to be able to answer. An important note is that there is a pipeline of people who have worked for NAQT have gone on to contribute to *Jeopardy!* in one way or another, the most notable of which is Ken Jennings, who became the first response adjudicator for NAQT (Tournaments, 2019). Thus the selected *Jeopardy!* challenge problems also conform to our AC rules, where we will remove examples with rules we did not adopt (pronunciation, name orders, etc).¹⁵

Expert dataset format Technically, the responses to *Jeopardy!* clues are “questions” that pro-

vide the information sought by the “answers” asked by the host, a gimmick in response to the crucible of the mid-century game show crisis (Stone and Yohn, 1992). Although treating Who is Cleopatra? as a full answer to a question would be a further challenge to AC systems, we treat *Jeopardy!* responses as everything after the verb; in this case, Cleopatra.

Expert dataset details We collect 504 examples from J!Archive, a fans website to record every season of the *Jeopardy!* game with questions and answers presented.¹⁶ Each example in the dataset has a question, a reference answer, a candidate response by different *Jeopardy!* players, and expert judgment of the candidate answer. The dataset includes both difficult correct answers and difficult incorrect answer. E.g., the difficult correct answers are the ones the expert host ruled incorrect but was overruled by a panel. For example, given a question *Your surgeon could choose to take a look inside you with this type of fiber optic instrument*, the reference answer is laparoscope, but an endoscope was given and ruled incorrect during the show that later reverted to correct, verified by professionals and the general public in accordance with the *Jeopardy!* answer acceptability rules. The dataset includes 50% correct examples and 50% incorrect examples, which we use to test the long-tail automated QA evaluation methods.

H.1 Human Annotations

We delve into details on human annotations in this section. We hired crowdsource annotators from prolific, who at least have a community college degree, with a 99% approval rate. Each annotator is presented with a set of rules from Table 1. Each rule has an example to justify the judgment shown in Table 11. For the three datasets with short-form answers – NQ-OPEN, NQA, HOTPOT-QA, we randomly sampled a subset of 16,258 examples evenly from each model and each dataset. Specifically, among the 16,258 examples, 6,626 of them are annotated by two different annotators. Among the 6,626 examples with double annotations, 801 (12.1%) annotations disagree (Krippendorff’s $\alpha = 0.75$), and we need manually go over those examples to select the better judgment. Thus, the three short-form QA datasets give us $16,258 + 6,626 = 22,884$ examples.

¹⁵*Jeopardy!* calls questions clues rather than questions, and the answers are responses. We rephrase the clues to be questions and response to gold answers to conform to machine QA format.

¹⁶https://www.j-archive.com/suggestcorrection.php?clue_id=353154

In addition, we evenly sampled 14,000 annotations from the datasets with longer reference answers and hired annotators to judge. Thus, our total number of annotations is $22,884 + 14,000 = 36,884$.

H.2 Jeopardy! is Hard to Evaluate

This section investigates the hardest possible examples for AC to see how far we still need to go, focusing on probing questions, designed by experts to test knowledge. The upside of these questions is that because the asker knows the answer they are looking for, it is easier to evaluate whether answers are correct (Rogers et al., 2023). Moreover, Jeopardy! has a thorough adjudication process to ensure fairness (McNear, 2020). This paradigm naturally includes a careful evaluation with expert judges of whether answers are acceptable.

Algorithm 1 Training and Evaluating PEDANTS

Initialization:

Define question types:

$T = \{\text{who, why, how, what, when, where, which}\}$

Define answer correctness rules $R = \{R_1, R_2, \dots, R_7\}$

Feature Extraction Classifiers

Train logistic regression $F(T)$ to classify question types T

Train logistic regression $F(R)$ to classify answer correctness rules R

Feature Construction for PEDANTS:

For each QA pair (q, a, \tilde{a}) :

Use $F(T)$ to predict a 7x1 probability vector of types T

Use $F(R)$ to predict a probability vector of rules R

Calculate token $F1$, precision, and recall for (a, \tilde{a})

Encode (q, a, \tilde{a}) using tf-idf

Concatenate all features into a single feature vector

Collect all feature vectors from each QA pair

Train PEDANTS:

Train logistic regression to determine overall answer correctness using the concatenated feature vectors

Evaluation Stage:

Given (q, a, \tilde{a}) , PEDANTS predicts either correct or incorrect

We show the percentage of evaluation decisions each metric agree with expert judgments in Table 5.

AC is still a challenging task Despite doing well on existing datasets, no existing evaluation methods can better correlate with expert judgments on the long-tail of AC, where the answers require years of human expertise with commonsense knowledge, fact verification, and logical reasoning to judge correctly (Table 5). The definition of AC will not have a fixed stop point, where it will progress with advances in human society.

I Equivalence Error Analysis of classifier-based AC methods

We have two annotators manually annotated 250 examples randomly selected from the both BERT-based matching and PEDANTS methods across all three datasets and all three models. Approximately 90% of the annotated samples are considered correct under human judgment are incorrect using EM. Specifically, 52.4% of the candidate answers are correct under our rule 4, where additional information is provided: *Elizabeth Hartman played the role of Selina D’Arcy* is correct given question *Who did an actress from The Secret of NIMH play in A Patch of Blue?* and reference *Selina D’Arcy*.

I.1 Robustness of AC-Improved Classifier

This section categorizes all the annotated examples where classifiers trained with augmented set (PEDANTS-Aug and BERT-Aug) agree with human judgments but classifiers trained with original set (PEDANTS and BERT) not consistent (83.6% of the selected examples). We categorize the 83.6% selected examples into four categories.

Specificity: candidate answers have a minimum level of specificity; any answers too general will be considered incorrect (Rules 3–4). About 90% of the examples are in this category. Example: *question: The Aviation Hall of Fame and Museum of New Jersey is located at the airport in which New Jersey county?* [SEP] reference: *Bergen* [SEP] candidate: *Bergen county, New Jersey*. The candidate answer is correct with extra detailed information. However, ROBERTa often views them as not equivalent.

Semantic Similarity: around 20.4% examples are in this category. candidate answers that have the same meaning as the reference and justifies the question are usually considered correct (Rule 5). Example question would be *question: How does Delacroix defend his show?* [SEP] reference: *By labeling it satire* [SEP] candidate: *as being satirical*. The reference and candidate answers both indicate that Delacroix’s defense strategy for his show hinges on characterizing it as satirical. They imply a similar underlying intent despite the variation in their phrasing. and PEDANTS-Aug considers equivalent. On the contrary, candidate and reference answers in the same class but referring to different meanings should not be correct, and ROBERTa methods classifies candidates as correct

if they are semantically close in the word embedding space (e.g., apple and pear; king and queen; etc).

Aliases, co-reference: around 5.6% examples are in this category. One entity may have multiple names or commonly known names as referred to our rule 1. Examples are Eric Arthur Blair and George Orwell, where Eric Arthur Blair is a pen name of George Orwell. AC judges also struggle with questions that requires co-referencing understandings. An example question would be *question: What job is Joanna doing when she meets Peter for lunch? [SEP] reference: She is a waitress [SEP] candidate: Joanna is working as a waitress*. The *she* in the reference is referring to Joanna and they should be equivalent.

Nonetheless, although trained ROBERTa is much larger than PEDANTS in size and pre-trained on large corpus of world knowledge, it has the disadvantage of often producing a high cosine similarity score for semantically similar but different answers. AC is fine-tuned with no pre-trained world knowledge and specifically for our AC task, so it is less affected by pre-trained world knowledge and does not have the problem of generating high similarity scores for semantically similar but different meaning answers. In addition, PEDANTS is able to take the context of the question and answer token overlap scores into consideration to determine answer correctness, thus it is more robust than classical evaluation metrics and competitive or even better than pre-trained and fine-tuned for AC. However, not everything about classifiers trained with augmented AC set yields a positive result, we further discuss weaknesses of those classifiers.

I.2 Weaknesses of AC-Improved Classifier

We analyze example where AC-improved judges inconsistent with human judgments and provide pitfalls of our improved AC methods (16.2% of the examples).

Irrelevant information: around 12% of the examples are in this category. If candidate answers are irrelevant or not an accurate description to the question, it is incorrect (Rule 6). However, AC judges often consider irrelevant candidate answers as correct on the NARRATIVE-QA, where it requires reasoning abilities to identify the correctness of candidate answers. For example, Vietnam War and Colonel Charlie Beckwith are considered equivalent by classifiers trained on the augmented dataset.

Specificity: this is around 3% of our annotated examples. When a candidate answer is too specific than a reference answer, where it excludes generality, it should be considered incorrect. Example: *question: how oxygenated blood returns to the heart from the lungs [SEP] reference: pulmonary circulation [SEP] candidate: pulmonary venous system*, where ‘pulmonary circulation’ refers to the entire process of blood flow through the lungs where blood is oxygenated. the pulmonary venous system does not specifically indicate the process of oxygenated blood returning to the heart, which is achieved through the pulmonary veins entering the left atrium, and is too specific for a particular part of the vein circulation system.

High token overlap: In addition, there is around 1.2% examples where improved classifiers consider correct for but indeed incorrect when the candidate and reference answers have high word overlap. English professional footballer and England international player are considered equivalent by PEDANTS-Aug but not equivalent by PEDANTS.

J AC in Other Fields

AC connects many areas of NLP, where many of the following tasks can be considered a variation of answer correctness.

Coreference refers to when two or more words or more expressions in a text refer to the same entity, e.g., person, place, thing (Wu et al., 2020). Equivalence examples are Her boyfriend and Kristy’s boyfriend given question *Who showed up to help Kristy escape when the house was collapsing?*. Since the given question already mentions the name Kristy, *her* in the answer also refers to Kristy’s.

Translation involves converting text or speech from one language to another (Bahdanau et al., 2016). Generative models are also likely to provide answers not just in one language. The capital of France is Paris and La capitale de la France est Paris are equivalent given question *What is the capital city of France?*. The two answers are equivalent although they are in different languages (English and French). The language of the generated answer is different depending on who is using it.

Logical Reasoning requires the identification of relationships, patterns, or principles underlying the information to answer a question (Weber

et al., 2019). *reference: he was trying to get back together with Caitlin and candidate: she was informed Dante’s planned date with Caitlin* are logically equivalent given the question *Why does Veronica break up with Dante?*. The answers are semantically equivalent under the context of the question. Specifically, the answers require identifying the relationships of three individuals: Veronica, Dante, and Caitlin; it also requires understanding the actions and implications of individuals in the answers. The reference answer suggests Dante has a romantic relationship with Caitlin. The candidate’s answer suggests that Veronica has been made aware of Dante’s unfaithfulness to her. The determination of the correctness of candidate answers requires the application of logical reasoning between relationships and actions.

K Rule and Question Type Distribution for Individual Dataset

K.1 Rule and Question Type Aggregate Distribution and Human Agreement

Figure 6 and Figure K.1 show the distribution of rules and cfm’s human agreement on all the annotated examples (36,884). We see an uneven distribution of rules used to evaluate AC. However, the human agreement across rules is quite stable. In addition, we see a lack of examples for rule 5 and rule 7, which suggests that rule 5 and rule style questions are not common in our selected benchmark test sets. Future work can expand test set styles to include more examples for rule 5 and rule 7 to challenge existing automatic QA metrics.

Figure 8 and Figure 9 show the distribution of question types and cfm’s human agreement on all the annotated examples (36,884). We see that PEDANTS is quite stable on judging the correctness of different question types, suggesting that the *type* feature is less useful to align PEDANTS with human judgments than the *rule* feature.

K.2 Rule and Question Type Frequency Distribution

Figure 10 shows the rule distribution used to evaluate the correctness of candidate answers for models’ answers to individual datasets. Rule 5 (semantic equivalence) and rule 7 (other possible answers) are absent in all data. On the other hand, most of the evaluations fall into rule 3 and rule 4 (more details and fewer details provided), which is frequent since current LLMs tend to generate answers with

extra explanations, which often tend to be longer than the reference answers. Figure 11 shows the distribution of question types for different datasets. From the question type distributions, we can see that *what* type questions are the most common for all datasets except NQ-OPEN, which has more *who* questions than *what*.

K.3 Rule and Question Type Human Agreement

Figure 12 shows the human agreement with rules used to evaluate the correctness of candidate answers for models’ answers to individual datasets. We see that for individual datasets and models, PEDANTS is the worst on Rule 2 (numerical information, dates) and Rule 6 (irrelevant information). PEDANTS still needs significant improvement in judging numerical-type answers. Figure 13 shows human agreement of PEDANTS on different question types for different datasets. From the question type distributions, we can see that PEDANTS is quite stable on various question types except for the *why* questions with answers generated by Flan-t5 XL on HOTPOT-QA.

L PEDANTS’s Weaknesses

We analyzed 45 challenge examples from *Jeopardy!* where all seven methods disagree with experts reveals that commonsense reasoning and fact-checking are the main obstacles for current QA evaluation systems, highlighting the need for more fine-grained AC rules and evaluation data from expert QA community to improve evaluation metrics. Experts evaluate an answer to be correct based on social norms, reasoning, and word choice, which is a much more complicated process than simple string comparison. We list two challenging examples below:

Question: the third largest in our solar system? Reference: Neptune Candidate: Uranus Initially judged incorrect, the *Jeopardy!* panel overruled the decision due to the question’s ambiguity regarding the measure of size. *Neptune* has a greater mass than *Uranus*, but *Uranus* has a larger diameter than *Neptune*.

Question: Noted anarchist Prince Peter Alexeivitch Kropotkin wrote a 19th-century entry on this capital? Reference: Moscow Candidate: Saint Petersburg. The answer was also overruled to be correct by the panel with the fact that Kropotkin lived from 1842 to 1921; during his lifetime,

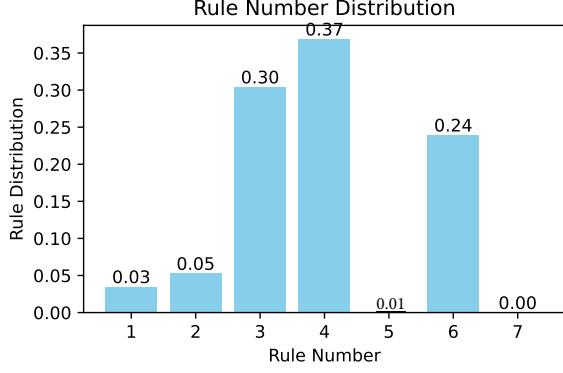


Figure 6: Rule Distribution on all annotated examples. Rule 3 (less details provided) and Rule 4 (more details provided), and Rule 6 (irrelevant information) are the most common rules among our test datasets. There are only under 10 examples for rule 5. Thus, we use 0.01 to signify that there are still some examples for Rule 5.



Figure 7: PEDANTS’s human agreement on each rule. We see that PEDANTS is still weak on judging the correctness of dates and irrelevant information, but it is robust at determining entity aliases and when answers have less or more details. We cannot make a proper conclusion for PEDANTS on rule 5 (too few examples).

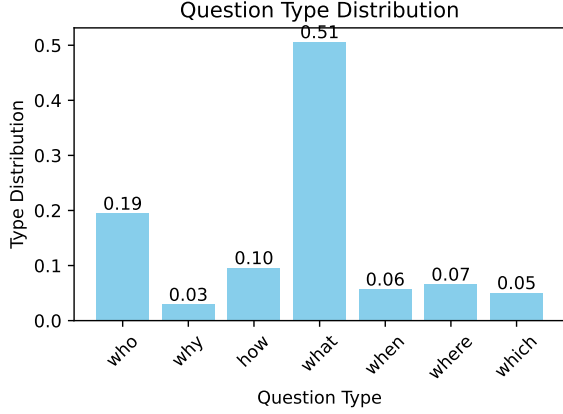


Figure 8: The aggregate question type distribution for all annotated examples. *what* type is the most frequent question type.

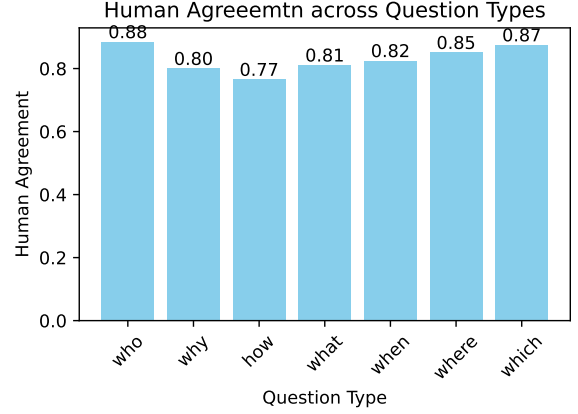


Figure 9: PEDANTS’s agreement with humans across question types. PEDANTS is pretty stable with human agreement across various question types.

the capital of *Russian* was changed from *Saint Petersburg* (1712-1918) to *Moscow* (1918-). Thus, the capital Kropotkin referred to could be either of the answer. Evaluating a hard answer requires validating a fact and reasoning over a fact, which is also a limitation of all current evaluation methods. If we are adopting more data from the Trivia QA community, we should also respect their rules to improve QA evaluation.

M PEDANTS Training Pseudocode

Table 1 shows the pseudocode to train PEDANTS: including rule and question type feature extraction and feature construction for (q, a, \tilde{a}) to determine AC.

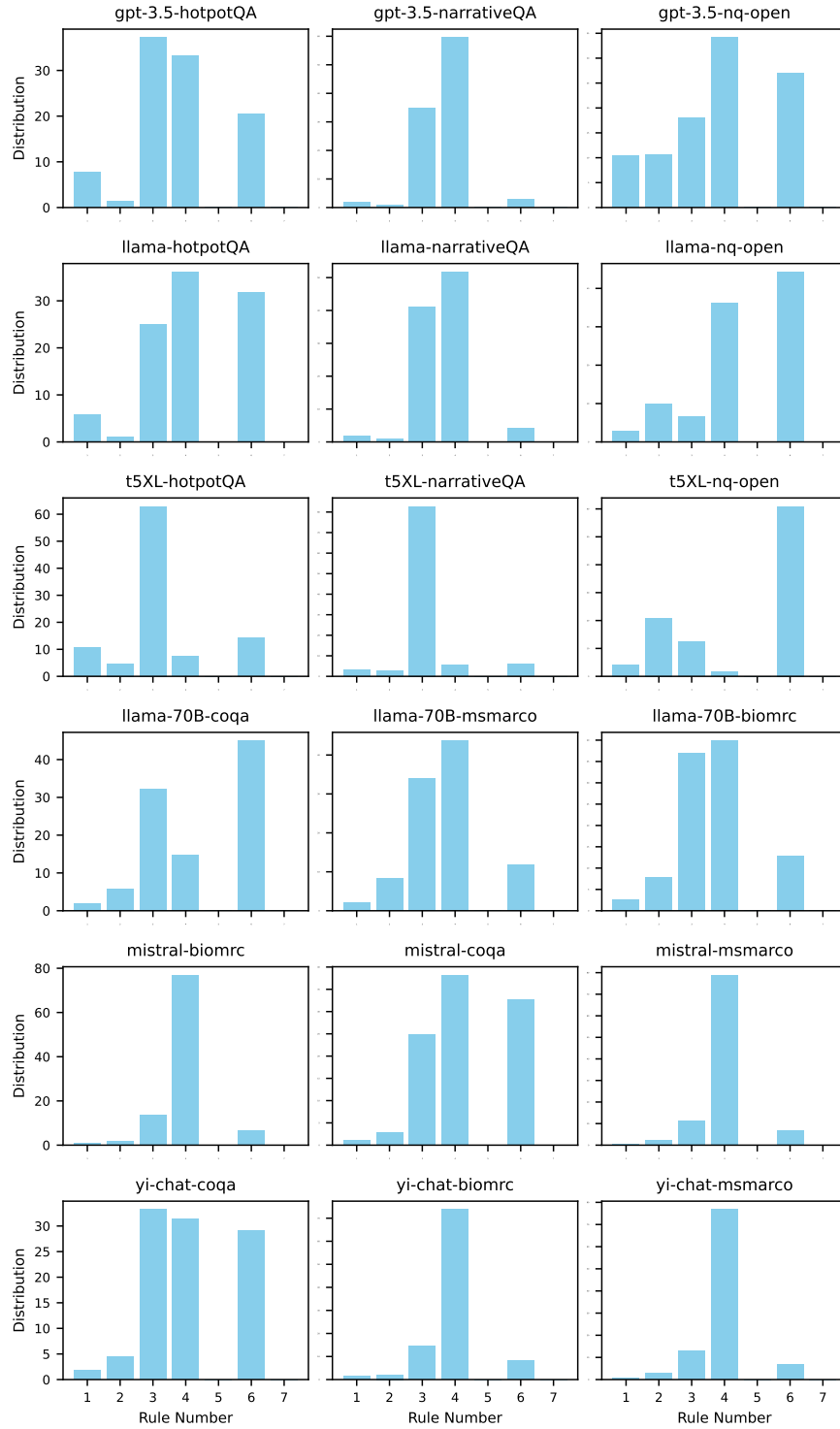


Figure 10: We show the rule distributions used to evaluate for each dataset and each model. Specifically, rule 7 (other possible answers) is absent in any data. On the other hand, most of the evaluations fall into rule 3 and rule 4 (more details and less details provided).

Source	Year	Model	Training Metric	Datasets
Ainslie et al. (2023)	2023	MHA-Large, MHA-XXL, MQA-XXL-GQA-8-XXL	BLEU, F_1	CNN/Daily Mail, arXiv and PubMed, MediaSum, Multi-News, TriviaQA
Jiang et al. (2023)	2023	GPT-3.5, text-davinci-003	EM, F_1	2WikiMultihopQA, StrategyQA, ASQA, ASQA-hint, WikiAsp
Liu et al. (2023)	2023	LongChat-13B, MPT-30B-Instruct, GPT-4.5-Turbo, Claude-1.3, Flan-T5 xxl...	EM	NQ-OPEN
Bevilacqua et al. (2022)	2022	DPR, BM25, GAR, DSI-BART, SEAL (BART-Large)	EM	NQ-OPEN
Zhang et al. (2023)	2023	DPR (FiD and RoBERTa-large), GPT-3.5-turbo	EM	NQ-OPEN, TriviaQA, WebQuestion, HotpotQA
Jeong et al. (2024)	2024	Flan-T5 xl (3B), Flan-T5 xxl (11B), GPT-3.5-Turbo	EM, F_1	NQ-OPEN, TriviaQA, SQuAD
Chen and Tanrikulu (2024)	2024	Electra Small Discriminator	EM, F_1	Adversarial SQuAD, TriviaQA, SQuAD
Zhu et al. (2023)	2024	BERT, GPT-3.5, T5-B, T5-L, TB-T5-L	F_1	HotpotQA, DROP (Dua et al., 2019)
Zhu et al. (2023)	2022	RoBERTA, BART, ELEC-TRA (Clark et al., 2020), T5	EM, F_1	SQuAD, NewsQA, TriviaQA, SearchQA, HotpotQA, NQ-OPEN, DROP, RACE...
Luo et al. (2023)	2023	LLaMA (7B), Vicuna (13B), ChatGPT	GPT-4-Eval	CommonsenseQA (Talmor et al., 2019), OpenbookQA (Mihaylov et al., 2018), ARC-Challenge (Clark et al., 2018)
Liu et al. (2024)	2024	GPT-3.5, GPT-4, Llama3-ChatQA	EM, F_1	COQA (Reddy et al., 2019), ChatRAG BENCH (Liu et al., 2024)

Table 7: Question answering model training papers and the evaluation metrics used during training. In the year of 2024, most of the QA training papers still use EM and F_1 as the evaluation metrics.

Dataset	# Pairs	Context	Question	Gold Answer
NQ-OPEN	3,610	-	who won the American league east in 2017	The Yankees, Houston Astros
HotpotQA	3,300	Asmara International Airport (IATA: ASM) (ICAO: HHAS). Asmara currently hosts the country's only operating international airport...	Asmara international airport is in which country?	Eritrea
Narrative-QA	3,300	The narrator, a Bostonian, returns after a brief visit a few summers prior, to the small coastal town ... cMaine coastal town increases each day.	What was Littlepage's job?	sailor, retired sailor
COQA	5,500	CHAPTER XXX. THE MEETING FOR RAIN. Meanwhile the Auld Lichts were in church, waiting for their minister...	Who gaped at Hendry?	Peter was so taken aback that he merely gaped at Hendry
BIOMRC	1,373	Why is a second dose of MMR necessary? About 2% – 5% of persons do not develop measles immunity after the first dose of vaccine. This occurs for a variety of reasons. The second dose is to provide...	Why is a second dose of mmr necessary	To provide another chance to develop measles immunity for persons who did not respond to the first dose.
MS MARCO	3,000	It is located on a 100-acre (0.40 km 2) site on the northern quay of the Royal Victoria Dock in London Docklands, between Canary Wharf and London City Airport. Phase II was...	where is excel arena london	It is located on a 100-acre (0.40 km 2) site on the northern quay of the Royal Victoria Dock in London Docklands, between Canary Wharf and London City Airport.
MOCHA	5,033	Somewhere in me I knew it all along , there are all those moments when he stares into my eyes and his start to sparkle while this gorgeous grin spreads across his face...	What's a possible reason the guy stares into the writer's eyes ?	Because he likes her a lot/He's a child and it's a very rare thing.

Table 8: The seven datasets we use for our generalization testing. The later three datasets generally have much longer gold answers than the previous three, which are considered more challenging. We do not include contexts for NQ-OPEN for more variability of generated answers to challenge the evaluation methods. MOCHA has human labels adopted from [Chen et al. \(2020\)](#)

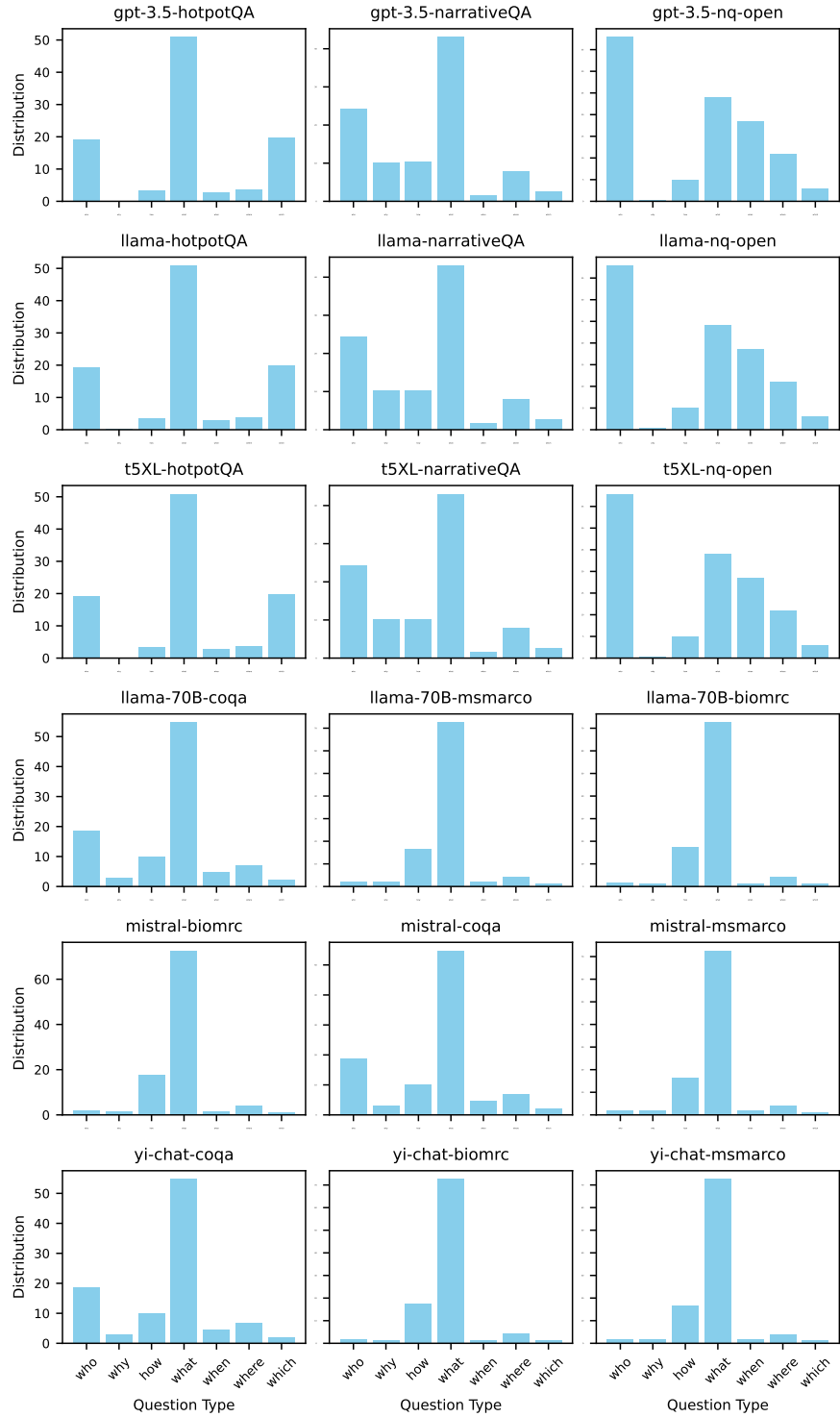


Figure 11: We show the question type distributions used to evaluate each dataset and each model. Specifically, *what* type questions are the most frequent across all datasets.

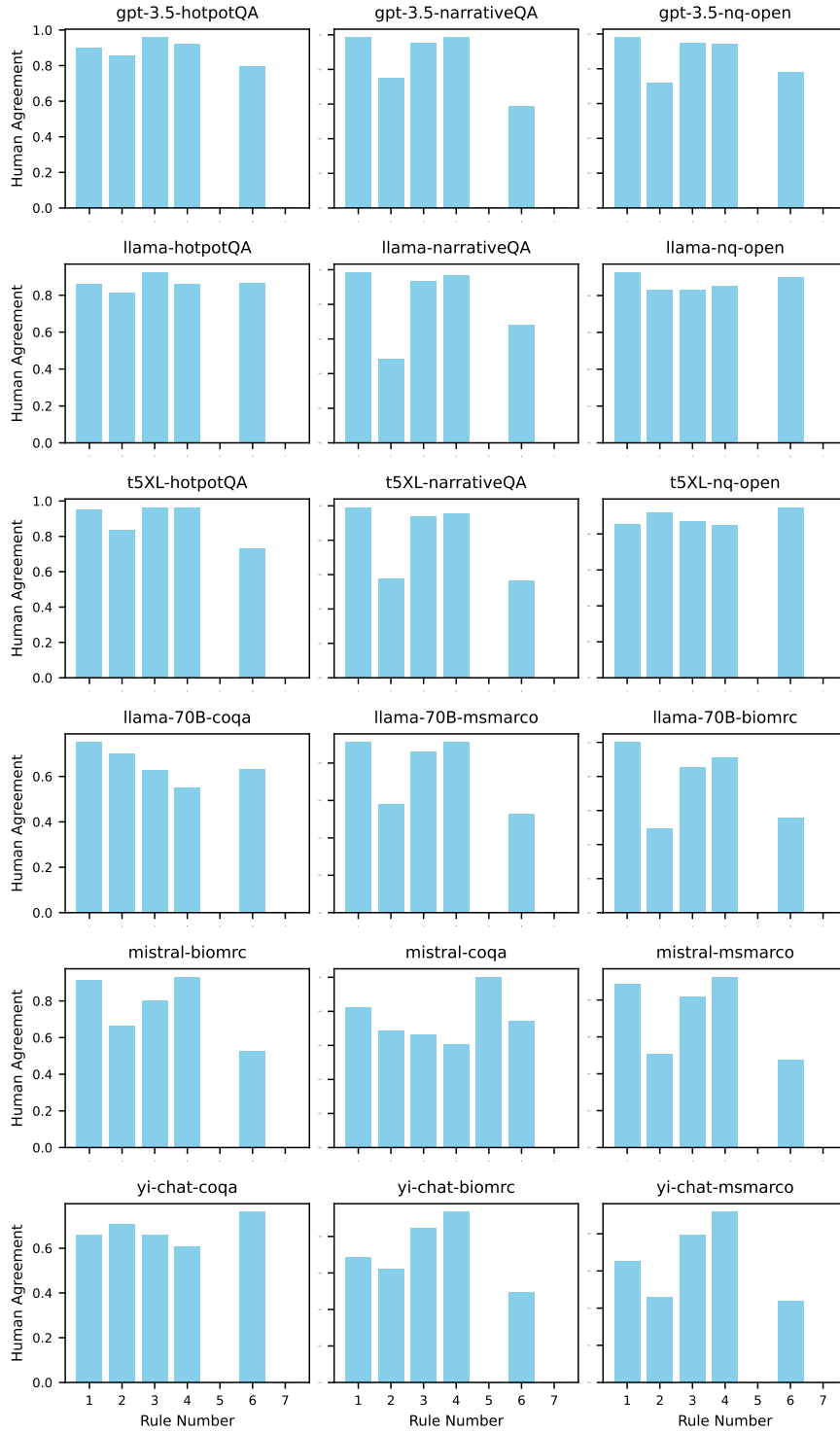


Figure 12: We show PEDANTS’s human agreement for different rules across individual datasets and models. PEDANTS has its limitation in judging Rule 2 (numerical information) and Rule 6 (irrelevant information), suggesting a future improvement of adding more meaningful training data for rule 2 and rule 6.

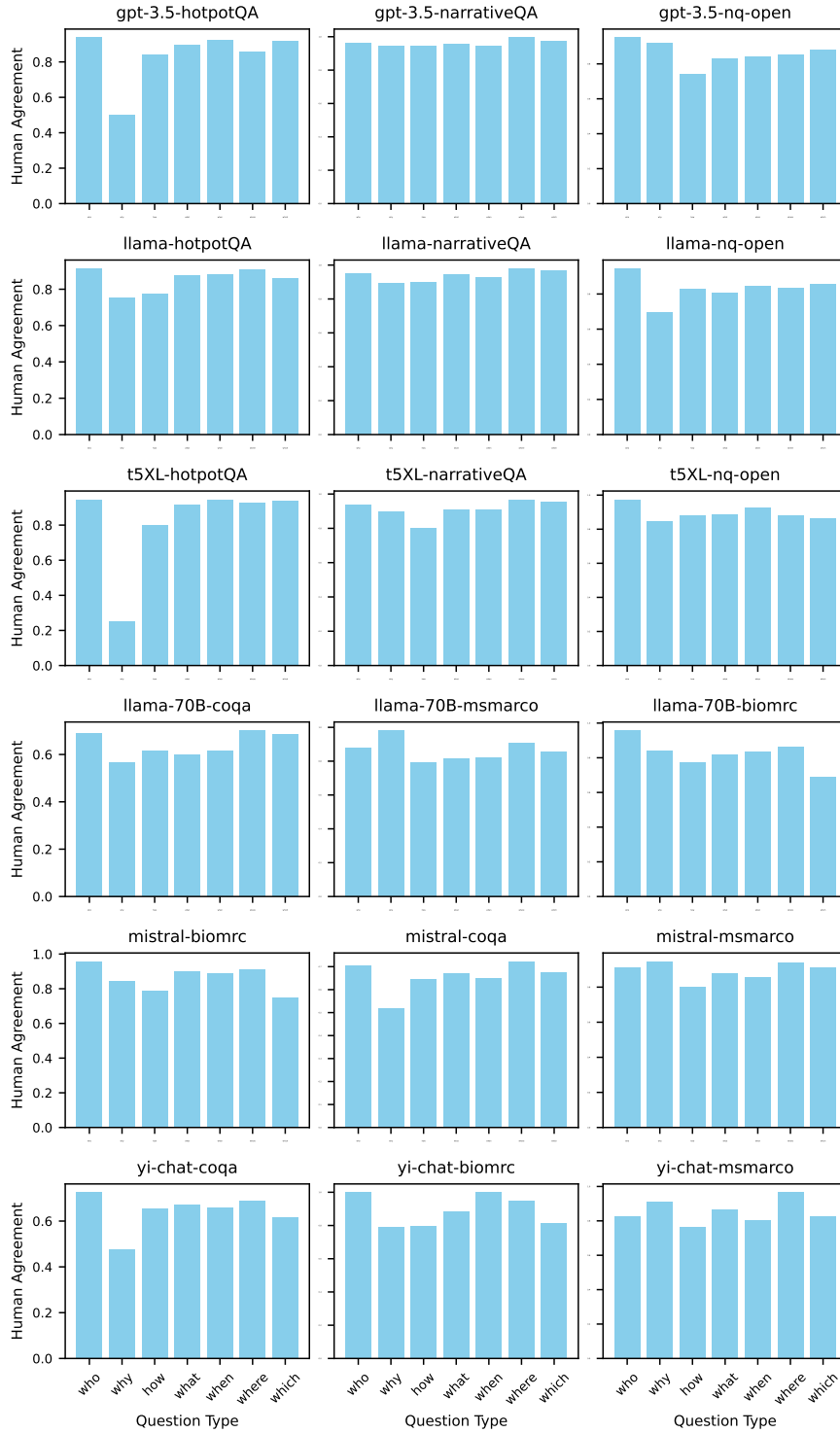


Figure 13: We show PEDANTS’s human agreement for question types across individual datasets and models. PEDANTS is stable on various question types.

Dataset	PEDANTS-Aug	PEDANTS-B	QA Model
NQ-OPEN	81.42	54.49	GPT-3.5-TURBO
	82.7	64.43	LLaMA 2 7B
	88.39	89.17	Flan-T5 xl
NQA	88.76	60.62	GPT-3.5-TURBO
	88.76	50.55	LLaMA 2 7B
	82.45	77.73	Flan-T5 xl
Hotpot QA	85.44	60.61	GPT-3.5-TURBO
	85.33	63.06	LLaMA 2 7B
	80.47	79.63	Flan-T5 xl

Table 9: The percentage of examples on the filtered dataset that aligns with human judgment between PEDANTS-Aug and PEDANTS-B.

Metric	Agreement (%)	F1 Score
EM	50	0
F_1	37.20	0.31
BERTScore	46.65	0.43
ROBERTa	49.61	0.33
PEDANTS	34.06	0.30
LLaMA2 70B	40.16	0.40
GPT-4-Eval	43.70	0.41

Table 10: EM has the highest agreement with expert human judgments on *Jeopardy!*, but has a 0 F_1 score. However, all methods struggle to evaluate the long tail of QA.

Prompt template for generating answer correctness examples

You will be provided with a specific rule to assess the correctness of a candidate answer given a reference answer. Your assignment involves generating high quality diverse example questions different from the given example. Each example must include a question, a reference answer, a candidate answer, and a judgment on whether the candidate answer is correct based on the provided rule. It is important that your examples follow the structure of the given example, with an emphasis on ensuring that the reference and candidate answers are similar but not identical.

[Example]

Rule: **Selected Rule**

Your Seed Example

[Instruction]

1. Try to include hard negative and hard positive examples in your responses.
2. Try to make your responses as diverse as possible.
3. Only generate json format responses.

Rule: **Selected Rule**

[Your Response]

Table 11: The prompt template for generating answer correctness examples. The red texts are your inputs.

Prompt template for self-verifying

You are given a correctness rule, a question, a reference answer, and a candidate answer to the question. Your task is to determine the correctness of the candidate answer by outputting either **correct** or **incorrect**.

Rule: **Corresponding Rule**

[Example]

Question: **Example question**

Reference: **Example reference answer**

Candidate: **Example candidate answer**

Judgment: **Gold judgment**

[Input]

Question: **Example question**

Reference: **Example reference answer**

Candidate: **Example candidate answer**

Judgment:

Table 12: The prompt template for self-verifying the generated examples.

Prompt template for GPT-4-Eval

[1] You will be given a set of rules and representative examples for each rule to determine whether the candidate is correct based on the question and the reference answer.

[2] Then you will be given a question, a reference answer, and a candidate answer. Your task is to determine whether the candidate is correct based on the question, the reference answer, and the rules and examples. Please only output the rule number and "**correct**" or "**incorrect**" as the output.

Rule 1: Widely recognized aliases, pseudonyms, or alternative names that are commonly associated with the reference answer entities are acceptable.

Example 1: Question: Who plays Red on Orange is the New Black? reference Answer: Kate Mulgrew. candidate Answer: Katherine Maria Mulgrew. Your Answer: Rule 1,correct.

Rule 2: Exact dates, years, numerical are required unless the question specifically asks for approximations.

Example 2: Question: How tall can a giraffe grow? reference: 16-20 feet. candidate: 18 feet. Your Answer: Rule2,incorrect.

Rule 3: The candidate answer provides less details but should include the essential and correct information required by the question (specificity 1).

Example 3: Question: What followed the late local programming after Super Bowl 50? reference: The Late Late Show with James Corden. candidate: The Late Show. Your Answer: Rule 3,incorrect.

Rule 4: candidate answer contains the reference answer or an equivalent part. The additional information must be factually correct and does not contradict the question or reference answer (Specificity 2).

Example 4: Question: When did Morales launch his policy in the eastern lowlands? reference: 2009. candidate: August 3, 2009. Your Answer: Rule4,correct.

Rule 5: A high degree of word overlap or similarity does not establish equivalence. The answer must be contextually and semantically accurate.

Example 5: Question: What is the primary source of energy for the Earth? reference: Solar radiation from sun. candidate: Solar energy from sun. Your Answer: Rule 5,incorrect.

Rule 6: The candidate answer is irrelevant to question and the given answer or is an inaccurate description of the question should be incorrect.

Example 6: Question: Which event occurred first, the first Super Bowl or the formation of the Premier League? reference: first Super Bowl. candidate: formation of the Premier League. Your Answer: Rule 6,incorrect.

Rule 7: candidate response is correct but not in the reference list.

Example 7: Question: When did the Golden State Warriors win the NBA Championship? reference: 2015, 2017. candidate: 2016. Your Answer: Rule 7,correct.

Please output your answer below.

Question: **[Input question]**

reference: **[Input reference answer]**

candidate: **[Input candidate answer]**

Your Answer:

Table 13: The prompt template for GPT-4-Eval. We include representative examples for each rule to align GPT-4's judgment with the rules.