

Single-photon emitters in WSe₂: The critical role of phonons on excitation schemes and indistinguishability

Luca Vannucci,^{*} José Ferreira Neto, Claudia Piccinini,

Athanasios Paralikis, Niels Gregersen, and Battulga Munkhbat[†]

DTU Electro, Department of Electrical and Photonics Engineering, 2800 Kongens Lyngby, Denmark

(Dated: February 19, 2024)

Within optical quantum information processing, single-photon sources based on a two-level system in a semiconductor material allow for on-demand generation of single photons. To initiate the spontaneous emission process, it is necessary to efficiently populate the excited state. However, reconciling the requirement for on-demand excitation with both high efficiency and high photon indistinguishability remains a challenge due to the presence of charge noise and phonon-induced decoherence in the solid-state environment. Here, we propose a method for reconstructing the phonon spectral density experienced by WSe₂ quantum emitters in the emission process. Using the reconstructed phonon spectral density, we analyze the performance of the resonant, phonon-assisted, and SUPER swing-up excitation schemes. Under resonant excitation, we obtain an exciton preparation fidelity limited to ~ 0.80 by the strong phonon coupling, which improves to 0.96 for the SUPER scheme (or 0.89, depending on the type of emitter considered). Under near-resonant phonon-assisted excitation, we observe near-unity excitation fidelity up to 0.976 (0.997). Additionally, we demonstrate that, assuming the suppression of the phonon sidebands, residual dephasing mechanisms such as charge/spin fluctuations are the dominating decoherence mechanisms undermining the photon indistinguishability.

I. INTRODUCTION

Despite remarkable progress over the last four decades, scalable quantum information processing continues to be a challenging task on account of the stringent requirements it poses. Namely, a source of indistinguishable single-photons is required which simultaneously maximizes the photon efficiency and the degree of indistinguishability towards unity [1]. The former accounts for the number of photons emitted per excitation trigger, whereas the latter is associated with the fact that the interfering photons must be quantum-mechanically identical (with the same polarization, frequency, and spatiotemporal mode).

To date, the most efficient sources of indistinguishable single-photons are based on group III-V semiconductor quantum dots (QDs) [1], with reported efficiency of ~ 0.6 in a lens [2] or a fiber [3] together with near-unity indistinguishability. However, these sources suffer from a challenging integration with different photonic components such as silicon-based waveguides and superconducting detectors, and demand expensive equipment with outstanding control of the growth conditions, comprising techniques such as molecular beam epitaxy (MBE) and metal organic chemical vapor deposition (MOCVD) [4].

Conversely, layered two-dimensional materials have progressively established themselves as a promising alternative, as they can be readily produced with simple and low-cost mechanical exfoliation [5]. In this context, single-photon emitters in transition metal dichalcogenides (TMDs), such as WSe₂, have stood out as

promising physical platforms due to their unique potential for site-specific strain engineering [6, 7] and their seamless integration into nanophotonic structures [8]. Quantum emitters in WSe₂ have recently reached efficiency of ~ 0.65 when coupled to an open cavity [9], thereby rivaling the performance of QD-based emitters in terms of efficiency. However, indistinguishable single-photon generation from WSe₂ emitters — and, more generally, from layered materials — has not been demonstrated yet and remains a fundamental challenge [5, 9, 10].

A key element in determining both the source efficiency and the single-photon indistinguishability is the excitation scheme. Pumping above-band or in the p -shell guarantees 100% excitation of the quantum emitter (QE), however it results in poor indistinguishability due to the time-jitter effect [11]. On the other hand, resonant excitation guarantees near-unity indistinguishability [12] at the expense of a reduced efficiency, due to the cross-polarization setup which is needed to reject the pump. To circumvent this trade-off, near-resonant schemes such as phonon-assisted exciton preparation have been proposed and implemented [13–15]. Very recently, exciton preparation close to 100% has been demonstrated using the two-color SUPER scheme [16, 17]. It is well-known that phonon scattering has an important influence on all of these excitation strategies [18–20], and is crucial to understand the emission properties of QD-based emitters [21]. However, this is largely unexplored for TMD-based emitters, despite several experiments reporting evidence of strong electron-phonon coupling in WSe₂ [22–24]. Only very recently, the first experimental reports of phonon-related effects on WSe₂ QEs appeared in the literature [25, 26]. To this day, a quantitative theoretical description of the strength of the exciton-phonon cou-

^{*} lucav@dtu.dk

[†] bamunk@dtu.dk

pling in WSe₂ QEs remains elusive. Moreover, the influence of phonons on the source figures of merit, such as the exciton preparation fidelity, the total photon efficiency, single-photon purity, and the indistinguishability requires further investigation.

In this work, we develop a microscopic description of exciton-phonon coupling in WSe₂-based emitters from experimental data. We achieve this by fitting the prediction of an independent boson model, including the coupling of a two-level emitter to 2D acoustic phonons, to the emission spectrum from strain-localized WSe₂ emitters, thereby retrieving the appropriate phonon spectral density. The latter is then input into a numerically exact tensor network method [27], which ultimately yields predictions on the excitation dynamics of the system under different schemes — namely resonant excitation, phonon-assisted pumping, and SUPER swing-up. We also discuss the fundamental limitations dictated by phonon scattering to the single-photon indistinguishability by analysing the phonon-induced broadening of the zero-phonon line (ZPL) within a simple pure-dephasing picture.

This work provides fundamental insights into the physics of phonon coupling in WSe₂ emitters, offering an avenue for the precisely tailored control of the excitation process. Our findings pave the way for developing coherent single-photon sources in TMD materials [9], a crucial advancement in the next generation of photonic quantum technologies.

II. PHONON COUPLING FROM EXPERIMENTAL DATA

We begin by presenting the photoluminescence spectroscopy of our WSe₂ nanowrinkle QEs that typically features a high degree of polarization and high purity [28] and by developing a suitable theoretical description to match their emission spectra. To obtain localized single-photon emission from WSe₂, we exfoliate mono- and bi-layer flakes from bulk and deposit them on top of a dielectric nanopillar as discussed in the literature [6, 7, 28, 29]. The combination of out-of-plane strain and native defects localizes the exciton and enables radiative decay from an otherwise dark exciton state [30]. To investigate the individual emission from some representative localized WSe₂ QEs, we performed μ photoluminescence (μ PL) measurement under above-band excitation with a 532 nm femtosecond pulsed laser (80 MHz) in a closed-cycle optical cryostat equipped with a microscope objective (60x, NA = 0.82), operating at a temperature of 4 K. Additional details on the fabrication and characterization are provided elsewhere [28, 31]. Experimental data obtained with integration time $\Delta t = 0.25$ s are reported in Fig. 1 with gray traces. We find signatures of single-photon emission around 806 nm (emitter A) and 800.5 nm (emitter B). Both peaks show a pronounced spectral asymmetry, which we attribute to phonon sidebands.

Phonon effects on the spectral properties are investi-

gated within an independent boson model including both a linear [32, 33] and a quadratic [34–36] coupling term to acoustic phonons, see Appendix A for details. The main effect of the linear coupling is to generate a broad phonon sideband (PSB). Such a term can be conveniently diagonalized using the polaron transformation [21, 33]. On the other hand, the quadratic term induces virtual electronic transitions to higher-lying confined states, thereby broadening the zero-phonon line (ZPL) via a pure dephasing effect at a rate γ_{pd} [35, 36]. Furthermore, we account for spontaneous decay of the QE at a rate Γ and for other sources of pure dephasing, e.g., charge noise at a rate γ_{noise} , using a master equation in the Lindblad form. We finally fit the experimental data with the function

$$F(\omega) = A \operatorname{Re} \left[\int_0^{+\infty} dt e^{\Phi(t)} e^{-i(\omega - \tilde{\omega}_X)t} e^{-Wt/2} \right] \quad (1)$$

where $W = \Gamma + \gamma_{\text{pd}} + \gamma_{\text{noise}}$ and $\tilde{\omega}_X$ is the exciton frequency including the so-called polaron shift [33]. The function $\Phi(t)$ is

$$\Phi(t) = \int_0^{+\infty} d\omega \frac{J(\omega)}{\omega^2} \left[\frac{\cos(\omega t) - 1}{\tanh(\beta \hbar \omega / 2)} - i \sin(\omega t) \right] \quad (2)$$

with $\beta = (\kappa_B T)^{-1}$ the inverse temperature, and depends on the phonon spectral density $J(\omega) = \sum_{\mathbf{k}} |g_{\mathbf{k}}|^2 \delta(\omega - \omega_{\mathbf{k}})$, with $g_{\mathbf{k}}$ the exciton-phonon coupling constants and $\omega_{\mathbf{k}}$ the phonon frequencies.

The most appropriate theory for phonon-coupled QEs in mono- and bilayer WSe₂ involves the continuum of 2D acoustic phonons modes in a single layer of WSe₂. However, we also consider the case of a 3D phonon dispersion. Assuming spherical electron and hole confinement with wavefunction $\psi(\mathbf{r}) \propto \exp[-|\mathbf{r}|^2/(2R^2)]$ (and identical localization radius R for simplicity), the phonon spectral density is then

$$J(\omega) = \alpha \omega^z \exp\left(-\frac{\omega^2}{\omega_c^2}\right) \quad (3)$$

with $z = 2$ or $z = 3$ depending on the dimensionality. The parameter $\omega_c = \sqrt{2}c/R$ is a cutoff frequency depending on the electron and hole confinement radius R and the speed of sound c , whereas α is given by

$$\alpha_{2D} = \frac{(D_e - D_h)^2}{4\pi \hbar \rho_A c^4} \quad (4)$$

in 2D with D_e (D_h) the electron (hole) deformation potential, and ρ_A the material area density. Similarly, we obtain

$$\alpha_{3D} = \frac{(D_e - D_h)^2}{4\pi^2 \hbar \rho_V c^5} \quad (5)$$

in 3D, with ρ_V the volumetric density. Note that α has different physical units in 2D and in 3D. In the fitting routine, the temperature is fixed at $T = 4$ K, while $\tilde{\omega}_X$, A , W , α , and ω_c are free parameters.

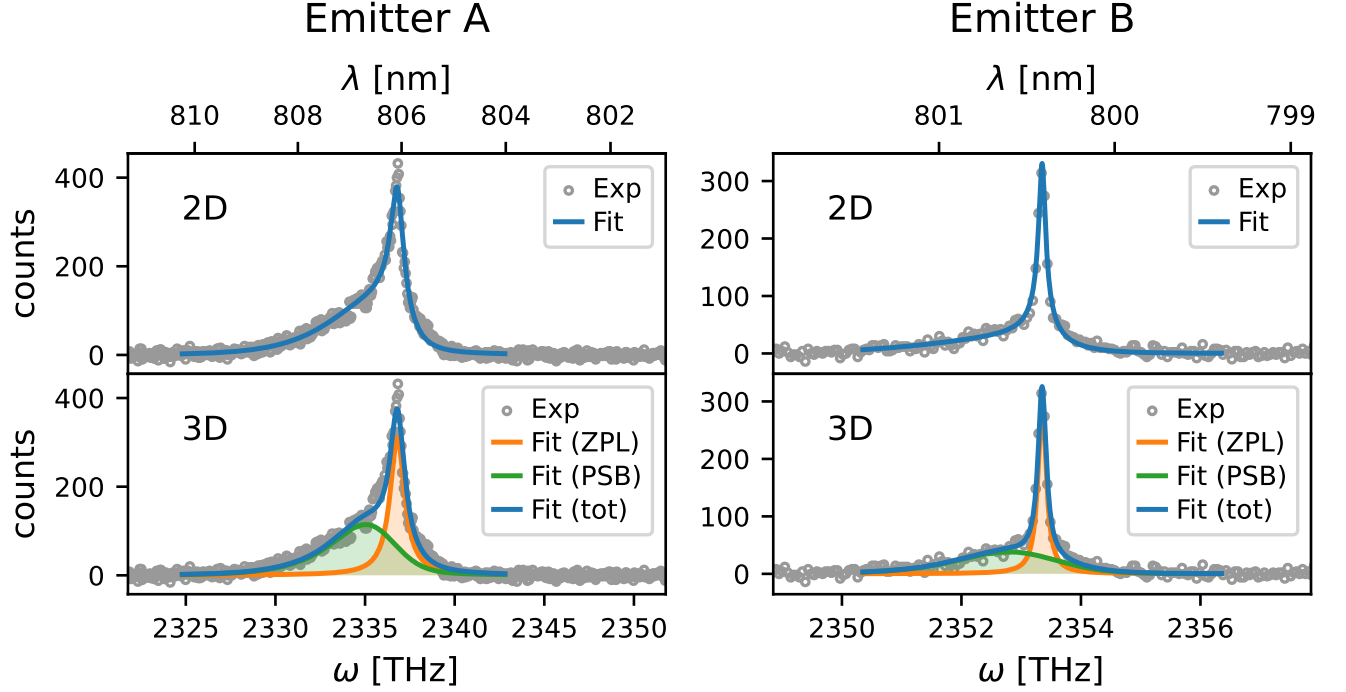


FIG. 1. Experimental data and fitted theoretical curves for a 2D and 3D phonon dispersion at temperature $T = 4$ K. Data are acquired with an integration time of 0.25 s. For the 3D case, the spectrum is separated into ZPL and PSB contributions.

	$\tilde{\omega}_X$	A	W	α	ω_c	R	S	B
Emitter A (2D phonon disp.)	2336.80 THz	344.09 THz	0.773 THz	0.297 ps	3.209 THz	1.98 nm	0.84	—
Emitter A (3D phonon disp.)	2336.76 THz	347.66 THz	0.986 THz	0.232 ps ²	2.345 THz	2.71 nm	0.64	0.66
Emitter B (2D phonon disp.)	2353.35 THz	53.37 THz	0.119 THz	0.274 ps	1.959 THz	3.24 nm	0.48	—
Emitter B (3D phonon disp.)	2353.35 THz	52.30 THz	0.165 THz	0.634 ps ²	1.106 THz	5.74 nm	0.39	0.68
InAs QD [37]	—	—	—	0.03 ps ²	2.2 THz	2.89 nm	0.07	0.95

TABLE I. Fit parameters $\tilde{\omega}_X$, A , W , α , and ω_c for emission spectra from emitters A and B. The calculated localization radius R , Huang-Rhys factor S , and Franck-Condon factor B are also reported, see text for details. Both 2D and 3D phonon dispersions are considered. Typical values for InAs QDs are also reported for comparison from Ref. [37].

The 2D and 3D theories are fitted to experimental data for both emitters A and B, with results shown in Fig. 1 and optimal parameters reported in Table I. We find good agreement between theory and experiment in all four cases, with a remarkably large value of α as compared with typical InAs QDs values. Whereas a direct quantitative comparison of the 2D and 3D theory with InAs QDs might be misleading due to dimensional reasons, the dimensionless Huang-Rhys factor S allows for a direct comparison of different scenarios. Considering only the contribution from longitudinal acoustic phonons, the latter is defined as

$$S = \sum_{\mathbf{k}} \frac{|g_{\mathbf{k}}|^2}{\omega_{\mathbf{k}}^2} = \int_0^{+\infty} d\omega \frac{J(\omega)}{\omega^2}. \quad (6)$$

Using Eq. (3) we obtain $S_{3D} = \frac{1}{2}\omega_c^2\alpha$ and $S_{2D} = \frac{\sqrt{\pi}}{2}\omega_c\alpha$. Upon insertion of the best fit parameters, we find S in the range 0.6–0.8 for emitter A and 0.4–0.5 for emitter

B, which is one order of magnitude larger than InAs QDs (see Table I). This is a quantitative signature of strong exciton-phonon coupling in WSe₂, in agreement with previous theoretical and experimental work [25, 38].

While both 2D and 3D fits reproduce the experimental data satisfactorily, the 2D theory appears to be more appropriate for a physical interpretation. Here, it is instructive to compare the value of α_{2D} obtained from the fit with a prediction based on first-principles calculations. Using $D_e = -6.03$ eV and $D_h = -0.16$ eV for the deformation potentials [39], $c = 4494$ m s⁻¹ for the speed of sound [40, 41], $\rho_A = (m_W + 2m_{Se})/A_{\text{cell}}$ and $A_{\text{cell}} = \frac{\sqrt{3}}{2}a^2$, with m_W and m_{Se} the atomic masses of W and Se and $a = 3.319$ Å the lattice constant [40, 41], we obtain $\alpha_{2D} = 0.275$ ps, which is very close to the best fit values of $\alpha = 0.297$ ps for emitter A and $\alpha = 0.274$ ps for emitter B. Additionally, we determine the confinement radius as $R = \sqrt{2}c/\omega_c$, obtaining a radius of the order of

2–3 nm (see Table I). It is particularly worth noticing the large cutoff value of $\omega_c = 3.2$ THz obtained for emitter A (roughly 50% larger than for InAs/GaAs QDs), which results in a tight confinement radius of around 2 nm.

On the other hand, the advantage of the 3D fit function is that it allows to separate the individual contribution of PSB and ZPL as shown in Fig. 1, and obtain an estimation of the Franck-Condon factor as [21]

$$B = \exp \left[-\frac{\alpha}{2} \int_0^{+\infty} d\omega \omega e^{-\omega^2/\omega_c^2} \coth(\beta\hbar\omega/2) \right], \quad (7)$$

which is not possible for the 2D case [42]. Here we obtain $B = 0.66$ (emitter A) and $B = 0.68$ (emitter B) at $T = 4$ K, as compared with $B = 0.95$ for InAs QD. Moreover, the ratio of the areas under the zero-phonon line and the phonon sideband $A_{\text{ZPL}}/A_{\text{PSB}}$ is 0.79 and 0.90 for emitters A and B respectively, indicating that more than half of the light is emitted via the sideband, namely $A_{\text{PSB}}/(A_{\text{ZPL}} + A_{\text{PSB}})$ is 0.56 for emitter A and 0.53 for emitter B. These observations further demonstrate a strong exciton-phonon coupling for WSe₂ QEs.

Finally, it is worth noticing that we obtain a width $W = \Gamma + \gamma_{\text{pd}} + \gamma_{\text{noise}}$ in the range 165–773 GHz from the fit. However, the spontaneous emission rate Γ is estimated to be 0.1–1 GHz from lifetime measurements, while the phonon-induced dephasing γ_{pd} is of the order of 10^{-2} GHz for these phonon parameters (see discussion in Sec. IV). This indicates that a substantial broadening is caused by other sources of noise such as charge noise, which could be potentially reduced by implementing electrical contacts.

III. INFLUENCE OF PHONON COUPLING ON EXCITON PREPARATION

We now analyze the consequences of strong phonon coupling on the QE dynamics, with particular reference to the excited state preparation with laser pulses. Fast and reliable preparation of the exciton state with fidelity as close as possible to 100% is crucial to realize efficient sources of indistinguishable photons. Whereas above-band excitation has been used in connection with TMD emitters to date [25, 26], resonant or near-resonant excitation is necessary to meet the indistinguishability requirements for scalable quantum computation. Thus, we focus in the following on resonant excitation, LA phonon-assisted excitation [13–15], and the SUPER scheme [16, 17, 20].

To model pulsed laser excitation, we couple the QE raising operator σ^\dagger to a set of laser pulses $\{\Omega_j(t)\}$, $j \in \{1, \dots, N\}$, with Gaussian shape in time,

$$\Omega_j(t) = \frac{\Theta_j}{\sqrt{\pi}t_p} e^{-(t/t_p)^2}. \quad (8)$$

Here Θ_j is the pulse area, $\Theta_j = \int_{-\infty}^{+\infty} dt \Omega_j(t)$, and t_p is the pulse duration. Each pulse is detuned by a frequency

δ_j with respect to the phonon-shifted exciton frequency $\tilde{\omega}_X = \omega_X - D$, with $D = \int_0^{+\infty} d\omega \omega^{-1} J(\omega)$. In a frame rotating at the bare exciton frequency ω_X , the Hamiltonian is thus

$$H_{\text{pulse}}(t) = \frac{\hbar}{2} \sum_{j=1}^N \Omega_j(t) \left[e^{-i(\delta_j - D)t} \sigma^\dagger + e^{i(\delta_j - D)t} \sigma \right] \quad (9)$$

Both resonant and phonon-assisted excitations make use of a single pulse, while two detuned pulses are necessary for two-color excitation via the SUPER scheme [16, 17, 20] or the red-and-blue dichromatic protocol [20, 43, 44].

To obtain the dynamics, we calculate the reduced density operator $\rho(t)$ for the QE with the formalism of time-evolving matrix product operators (TEMPO) [27], where the influence of the phonon environment is encoded within a tensor network and treated exactly. This allows for exact numerical results going beyond the limitations of the polaron transformation or the weak-coupling theory, which break down for fast laser pulses and strong phonon coupling [20]. Calculations are performed with the OQuPy Python package [45], using the 2D phonon spectral density as in Eq. (3) and with parameters α and ω_c as in Table I.

The exciton preparation fidelity is calculated as the excited state population after the pulse is gone, namely $P_X = \text{Tr} [\sigma^\dagger \sigma \rho(t)]|_{t=3t_p}$. Influence of the quadratic phonon coupling is negligible here and is not considered. Furthermore, we suppress the spontaneous decay term in order to focus purely on the excitation dynamics. This is justified by the fact that exciton preparation occurs on a timescale which is much faster than relaxation (a few ps compared with 1–10 ns).

A. Resonant excitation and Rabi oscillations

The damping of Rabi rotations in semiconductor QDs due to acoustic phonon coupling is well documented both in theory and experiments [19, 46–48]. However, at cryogenic temperature this effect is only visible at pulse area of $5\text{--}10\pi$ for QDs. Hence, a resonant π pulse is relatively unaffected at $T = 4$ K and allows for fast exciton state preparation with near-unity probability. This is especially true for fast pulses ($t_p \sim 1$ ps), where fast optical modulation leads to an effective phonon decoupling from the electronic system [49].

Turning to the case of resonant excitation and Rabi oscillations in TMD-based emitters, as depicted in Fig. 2, we explore the exciton state preparation for emitters A and B with a single resonant optical pulse of variable time length t_p . We consider either the 2D or 3D phonon coupling as described in the previous Section, with parameters obtained from the fit. Both theories predict a noticeable damping of Rabi oscillations due to phonon coupling. However, a striking feature of the 2D prediction is that the first Rabi peak is significantly damped (in the range 0.7–0.8) for both emitters and for all values

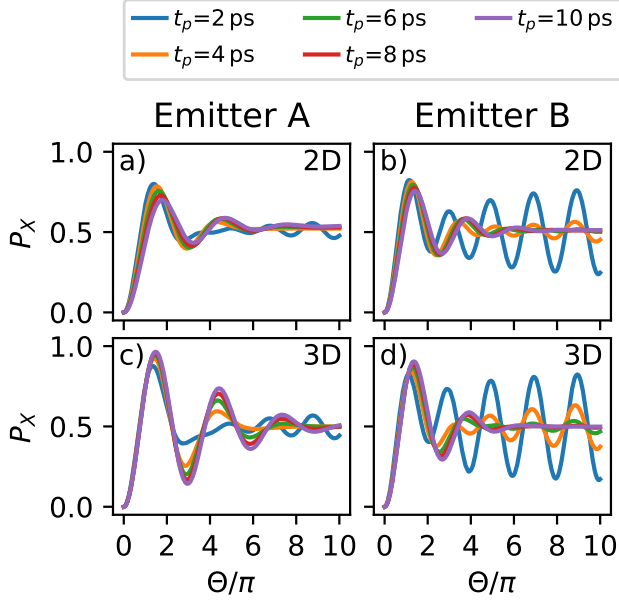


FIG. 2. Exciton population P_X after a resonant Gaussian pulse as a function of the pulse area Θ , for an emitter initialized in the ground state. The time duration t_p [see Eq. (8)] is reported in the legend.

of t_p considered. We conclude that the exciton preparation fidelity is at maximum 80% under resonant excitation in WSe₂ due to phonon coupling, in stark contrast with QD-based emitters. Besides, the total efficiency of WSe₂ emitters under resonant excitation is further suppressed by at least a factor of 4 in a cross-polarization setup, due to the fact that they typically possess a single highly-polarized dipole. In contrast, QD-based sources rely on the precession between with two orthogonal V and H dipoles to reduce losses to a factor of 2 [50]. Finally, it is worth noting that all panels in Fig. 2 show a reappearance of Rabi oscillations at short t_p and larger Θ , a signature of the phonon decoupling effect.

B. Near-resonant phonon-assisted excitation

To circumvent the need for cross-polarization filtering inherent in resonant excitation, LA phonon-assisted excitation has been used to demonstrate highly efficient sources of indistinguishable single photons based on QDs [15], and to generate three-particle cluster states [51]. Here the pump laser is detuned by ~ 1 THz on the blue side (i.e., around 0.4 nm in wavelength at 900 nm), corresponding roughly to the maximum of the phonon spectral density in Eq. (3), and is readily rejected with no additional loss using spectral filtering. The exciton is then populated via fast phonon-mediated relaxation. State preparation fidelity reported so far is of the order of 0.90 theoretically [14], and 0.85 experimentally [15].

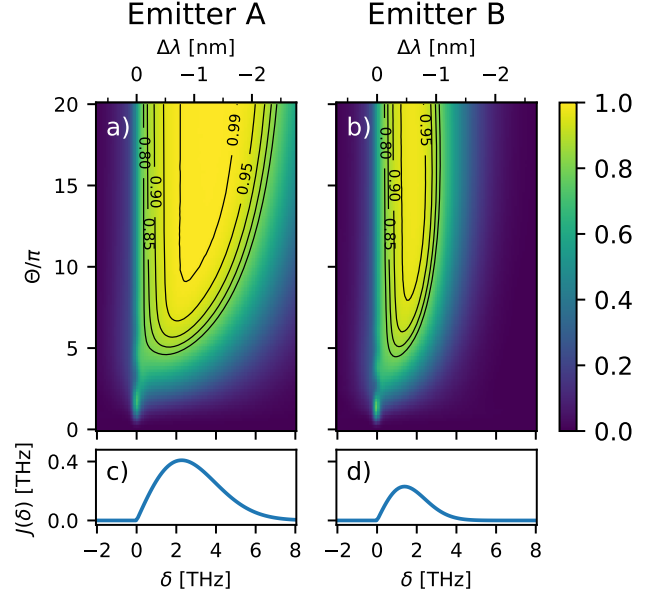


FIG. 3. a-b) Exciton population P_X after a detuned Gaussian pulse of duration $t_p = 8$ ps, as a function of frequency detuning δ and pulse area Θ . The corresponding wavelength detuning $\Delta\lambda$ is also reported, see top axis. c-d) Phonon spectral density $J(\delta) = \alpha\delta \exp(-\delta^2/\omega_c^2)$ for 2D acoustic phonon coupling as a function of δ . Phonon parameters are as in Table I.

In Fig. 3 we explore LA phonon-assisted excitation of WSe₂ QEs subjected to coupling to 2D acoustic phonons. While sweeping the pulse detuning and amplitude, we observe that near-unity population inversion of $P_X \geq 0.99$ is reached for emitter A over a large parameter range [detuning of 2–4 THz, and pulse area $\Theta \geq 10\pi$, as seen in Fig. 3a)], with a maximum of $P_X = 0.997$. The optimal detuning corresponds roughly to the peak of the phonon spectral density, see Fig. 3c). Emitter B displays a similar qualitative behavior, with $P_X \geq 0.95$ for δ in the range 1–2 THz and similar $\Theta \geq 10\pi$, and a maximum of $P_X = 0.976$ [Figs. 3b) and 3d)]. Overall, we observe a larger value of P_X as compared with InAs QDs, owing to the stronger nature of phonon coupling in WSe₂ emitters. Moreover, sizable population inversion is obtained at a larger detuning than QD-based sources, making it easier to reject the pumping laser via spectral filtering. For example, Fig. 3a) shows a value $P_X \sim 0.95$ at $\delta \sim 6$ THz (corresponding to ~ 2 nm blue detuning for emission around 800 nm). By comparison, Ref. [15] reports a maximum $P_X \sim 0.85$ only with rather small detuning of 0.30–0.50 nm, in agreement with theoretical calculations [13, 14]). These observations suggest phonon-assisted excitation as a valuable tool to obtain near-unity excitation fidelity — a necessary condition towards near-unity total efficiency — from WSe₂ emitters.

Finally, we notice that no population inversion is reported here for $\delta > 8$ THz (emitter A) or $\delta > 4$ THz

(emitter B). However, it should be stressed that we are only including the contribution from acoustic phonon coupling in our calculations. A realistic scenario would also include the coupling to optical phonons, which is however expected to show up at a wavelength detuning ≥ 10 nm [40, 52, 53]. Higher-energy confined states, such as p -shell states, are also neglected.

C. SUPER scheme and phonon decoupling

The so-called SUPER scheme combines the advantages of coherent excitation with a convenient spectral detuning of the laser for straightforward rejection of the pump. It relies on a coherent swing-up effect of the exciton population generated by two laser pulses acting simultaneously [16, 54]. An additional practical advantage compared to phonon-assisted excitation is that both pulses are red-detuned with respect to the emitter, which stimulated intense theoretical [20, 55] and experimental interest [17, 56–58]. The parameter space generated by two simultaneous pulses is extremely large (including for instance two different pulse detunings δ_j , two pulse amplitudes Θ_j , pulse durations, etc.) meaning that multiple combinations of pulse parameters can activate the swing-up effect. However, it was shown that the phonon landscape has strong influence on the latter, generating deviations up to 40% ($P_X \sim 0.6$) for parameter configurations where $P_X = 1.0$ would be expected in the absence of phonon coupling [20].

Here we examine the potential of the SUPER scheme for TMD emitters on the basis of the strong emitter-phonon coupling in WSe₂. In Fig. 4, panels a–d), we consider the case of two Gaussian pulses of identical time duration $t_p = 3$ ps, as given by Eq. (8). The first pulse is detuned by $\delta_1 = -5$ THz, corresponding to 1.7 nm on the red side at 800 nm. The pulse area is set as $\Theta_1 = 11\pi$, and we explore the dependence of P_X on the detuning δ_2 and area Θ_2 of the second pulse. In this context, it should be noted that “first” and “second” mean closer and farther from resonance respectively, and have nothing to do with a temporal delay.

A calculation in the absence of phonon coupling [Fig. 4a)] shows a bright, extended zone with $P_X = 1.0$ for $\delta_2 \leq -13$ THz, $\Theta_2 \geq 10\pi$. However, this is reduced to $P_X = 0.59$ and $P_X = 0.83$ when considering the phonon spectral densities of emitters A and B respectively, as obtained in Sec. II, see Fig. 4b) and Fig. 4c). This indicates that the swing-up effect is strongly suppressed due to phonon-induced decoherence, especially for emitter A, which appears to have a stronger coupling to phonons than emitter B (see the discussion of the Huang-Rhys factor in Sec. II). By comparison, we obtain a maximum of $P_X = 0.98$ with identical laser parameters when considering the phonon spectral density of an InAs/GaAs QD coupled to bulk 3D acoustic phonons, as shown in panel d).

In short, a laser configuration which would result in

near-unity population inversion for InAs QDs (even in the presence of phonons) falls well short for the case of WSe₂ emitters, due to the stronger phonon coupling affecting the latter. As discussed in Ref. [20], this problem can be partially solved by adjusting the laser parameters in such a way to effectively decouple the fast swing-up oscillations from the phonon dynamics. In fact, the dynamics remains qualitatively the same if one applies the scaling $t_p \rightarrow t_p/C$ and $\delta_j \rightarrow C\delta_j$, with C a constant factor (this consideration is exact when the dynamics is unitary, i.e., in the absence of phonons).

In Fig. 4, panels e–h) we apply this idea with $C = 3$, i.e., pushing the value of $|\delta_1| = 15$ THz well beyond the phonon cutoff frequency. Whereas the dynamics in the absence of phonons remains exactly the same, we observe a general improvement in the population inversion for WSe₂ emitters, with a maximum of $P_X = 0.89$ and 0.96 for emitters A and B respectively (the result for InAs QD also improves slightly to 0.99). Such a value for emitter A is still significantly below unity, indicating that a larger detuning is needed to fully access the decoupling regime. However, this could be unpractical due to the presence of the optical phonon branch at a detuning of ~ 30 THz (10 nm), which introduces an additional dephasing mechanism via Fröhlich coupling. Moreover, pumping at such a large detuning may be incompatible with embedding the emitter into narrow-band photonic cavities.

IV. LIMITATIONS TO SINGLE-PHOTON INDISTINGUISHABILITY

Various factors contribute to reducing the indistinguishability of the emitted photons, such as imperfect or incoherent exciton preparation, charge noise, and phonon scattering. It seems likely that the established know-how in charge noise control can be transferred from QDs to TMDs with proper engineering of the metallic contacts [59], and that the broad PSB can be reduced using the cavity filtering effect, as already reported for instance in Ref. [25]. On the other hand, broadening of the ZPL induced by quadratic phonon coupling remains an unavoidable limitation [35, 36]. In this section we investigate the fundamental limits to the degree of indistinguishability \mathcal{I} due to this phonon-induced dephasing mechanism. In a simplified pure-dephasing picture, and assuming that the emitter is initially in the $|X\rangle$ state at $t = 0$, the indistinguishability reads

$$\mathcal{I} = \frac{\Gamma}{\Gamma + 2\gamma_{\text{tot}}} = \frac{1}{1 + 2\tau\gamma_{\text{tot}}} \quad (10)$$

with $\Gamma = 1/\tau$ the spontaneous decay rate, and τ the exciton lifetime. Here, $\gamma_{\text{tot}} = \gamma_{\text{pd}} + \gamma_{\text{noise}}$ includes the contribution γ_{pd} induced by the quadratic phonon coupling, and the one from additional noise sources (γ_{noise}).

For the calculation of the phonon contribution γ_{pd} , we extend the theory developed in Ref. [35] for bulk QDs,

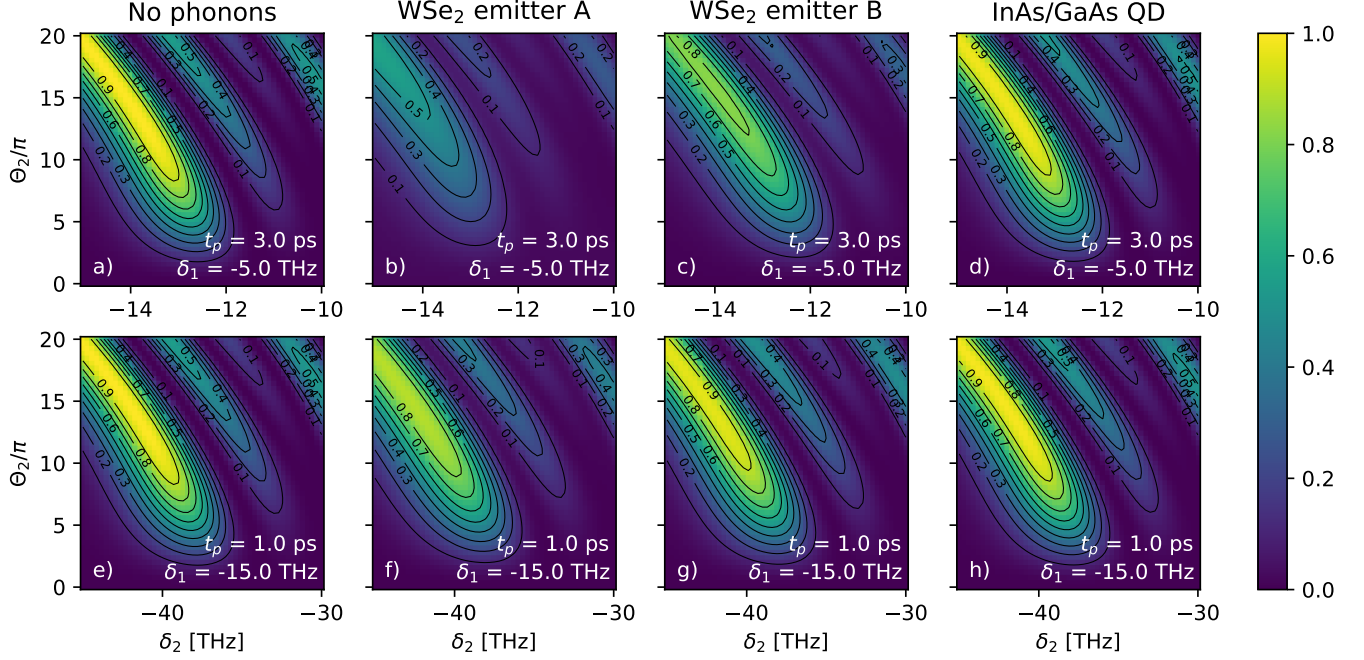


FIG. 4. Exciton population P_X after two simultaneous red-detuned Gaussian pulses of identical length t_p but different detuning δ_j and pulse area Θ_j . In panels a–d), the parameters for the closest pulse to resonance are fixed as $\delta_1 = -5.0$ THz, $\Theta_1 = 11\pi$, $t_p = 3$ ps. In panels e–h), we fix $\delta_1 = -15.0$ THz, $\Theta_1 = 11\pi$, $t_p = 1$ ps. In all panels, the frequency detuning δ_2 and pulse area Θ_2 of the furthest pulse from resonance are scanned. In a) and e) the phonon coupling is neglected. Elsewhere, we use phonon parameters as in Table I for emitter A [b) and f)], emitter B [c) and g)], and 3D bulk GaAs [d) and h)].

obtaining

$$\gamma_{\text{pd}} = \frac{\alpha^2 \mu}{\omega_c^4} \int_0^{+\infty} d\omega \omega^8 \exp\left(-\frac{2\omega^2}{\omega_c^2}\right) \frac{e^{\beta\hbar\omega}}{(e^{\beta\hbar\omega} - 1)^2} \quad (11)$$

for the case of quadratic coupling to 2D acoustic phonons, where

$$\mu = \pi\hbar^2 \left(\frac{D_e^2}{\Delta E_e} + \frac{D_h^2}{\Delta E_h} \right)^2 \frac{1}{(D_e - D_h)^4}. \quad (12)$$

Here, ΔE_i , $i \in (e, h)$ is the energy of the first higher-lying state for electrons and holes, which in an isotropic harmonic potential reads $\Delta_i = (\hbar\omega_c)^2/(2m_i c^2)$, with m_i the effective masses. Conversely, γ_{noise} is given by $\gamma_{\text{noise}} = W - \Gamma - \gamma_{\text{pd}}$, where W is the spectral linewidth as obtained from the fit in Sec. II. In the following, we focus on the case of emitter A where phonon-induced limitations are predicted to be larger.

As depicted in Fig. 5, we obtain a value of γ_{pd} of the order of 10^{-2} GHz at $T = 4$ K. The spontaneous emission rate Γ is estimated to be 0.1–1 GHz from lifetime measurements. We thus take $\Gamma = 1$ GHz in Fig 5 and present thus a lower bound to γ_{noise} of $\sim 10^2$ GHz, that is four orders of magnitude larger than γ_{pd} . Consequently, the indistinguishability becomes drastically degraded in the presence of both γ_{pd} and γ_{noise} , even at cryogenic temperatures [see Fig. 5b]. This result is in consonance with the recent findings from Ref. [26], where an estimated two-photon interference visibility of 2% was reported.

As we show in Fig. 5b, solid lines, removing γ_{noise} allows for $\mathcal{I} \geq 90\%$ over the entire range of lifetime τ 0.1–10 ns considered. Here, however, indistinguishability is rapidly degraded with increasing temperature, with \mathcal{I} well below the requirements for scalable quantum information processing already at temperature of 10 K. We thus suggest that full control of the charge and spin noise at cryogenic temperature is a necessary condition to obtain highly indistinguishable single-photons from WSe₂ QEs.

V. CONCLUSIONS

We have obtained the phonon spectral density for WSe₂ QEs coupled to 2D LA phonons by fitting data from μ PL spectroscopy of two representative emitters around 800 nm against the predictions of an independent boson model. Results show signature of strong exciton-phonon coupling in WSe₂, as quantitatively described by a Huang-Rhys factor which is one order of magnitude larger than for InAs/GaAs QD emitters.

The influence of these findings on different exciton preparation schemes were assessed. On one hand, strong phonon coupling induces a prominent damping of Rabi rotations, with population inversion limited to 80% under a resonant π pulses. On the other hand, LA phonon-assisted excitation allows near-unity exciton preparation

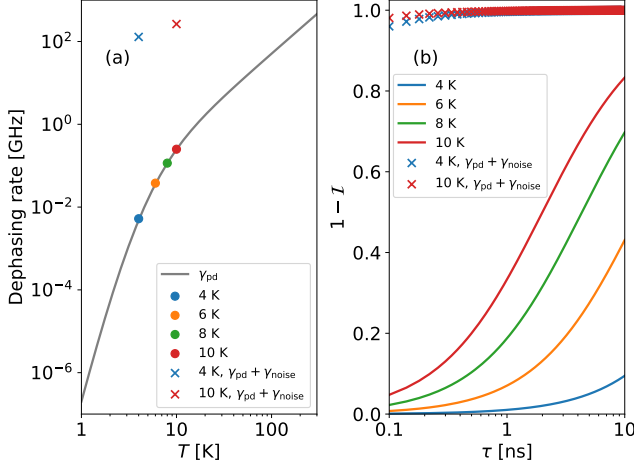


FIG. 5. (a) Phonon-induced pure dephasing rate γ_{pd} (solid line) for WSe₂, calculated from Equation (11), as a function of temperature. The filled circles correspond to γ_{pd} evaluated at some specific temperatures. The x markers represent dephasing rates extrapolated from fitted W parameters at 4 K and 10 K, where we assume that $\Gamma = 1$ GHz (i.e., $\tau = 1$ ns). Deformation potentials are taken from [39]. (b) Indistinguishability in a pure dephasing model as a function of the emitter lifetime τ (solid lines) for the same set of temperatures from (a), calculated from Equation (10). As for the x markers, their corresponding indistinguishability was calculated as $\mathcal{I} = [1 + 2\tau(\gamma_{pd} + \gamma_{noise})]^{-1}$, accounting additionally for the severely detrimental effect of charge noise.

at wavelength detuning of the order of 1–2 nm. We have also reported sizable population inversion of 89–96% under the SUPER scheme, and underlined some fundamental trade-off towards near-unity preparation fidelity dictated by phonon coupling.

Besides, the limitations on single-photon indistinguishability dictated by phonon coupling were presented under a simple pure-dephasing approximation and assuming filtering of the phonon sideband. Our results points towards additional noise sources, such as charge noise, as being the main responsible for the lack of indistinguishability reported so far in the literature.

The single-photon indistinguishability was here calculated assuming the emitter to be initially excited with 100% fidelity. A follow-up work may include a full calculation of the single-photon indistinguishability under different excitation schemes, and within a variational polaron approach or a tensor network formalism to properly account for phonon coupling.

ACKNOWLEDGMENTS

All authors acknowledge support from the European Research Council (ERC-StG "TuneTMD", grant no. 101076437), and the Villum Foundation (grant no. VIL53033). The authors also acknowledge the European

Research Council (ERC-CoG "Unity", grant no.865230), the European Union's Horizon 2020 Research and Innovation Programme under the Marie Skłodowska-Curie Grant (Agreement No. 861097).

Appendix A: Calculation of the emission spectrum with 2D and 3D acoustic phonon coupling

Phonon effects on the spectral properties are investigated within an independent boson model making use of the polaron transformation [33]. The total Hamiltonian is $H = H_0 + H_{ph} + H_{lin} + H_{quad}$ with

$$H_0 = \hbar\omega_X \sigma^\dagger \sigma, \quad (A1)$$

$$H_{ph} = \sum_{\mathbf{k}} \hbar\omega_{\mathbf{k}} b_{\mathbf{k}}^\dagger b_{\mathbf{k}}, \quad (A2)$$

$$H_{lin} = \sum_{\mathbf{k}} \hbar g_{\mathbf{k}} (b_{\mathbf{k}}^\dagger + b_{\mathbf{k}}) \sigma^\dagger \sigma, \quad (A3)$$

$$H_{quad} = \sum_{\mathbf{k}, \mathbf{k}'} \hbar f_{\mathbf{k}, \mathbf{k}'} (b_{\mathbf{k}}^\dagger + b_{\mathbf{k}}) (b_{\mathbf{k}'}^\dagger + b_{\mathbf{k}'}) \sigma^\dagger \sigma. \quad (A4)$$

Here, H_0 is the Hamiltonian for a two-level emitter with ground state $|G\rangle$ and excited state $|X\rangle$, $\sigma = |G\rangle\langle X|$ is the lowering operator, H_{ph} represents the free acoustic phonon bath, whereas H_{lin} and H_{quad} are the linear [21, 32, 33] and quadratic [34–36] coupling terms, respectively. The constants $g_{\mathbf{k}}$ and $f_{\mathbf{k}, \mathbf{k}'}$ involve matrix elements of electron-phonon coupling [35]. The main effect of the linear coupling is to generate a broad phonon sideband (PSB). On the other hand, the quadratic term induces virtual electronic transitions to higher-lying confined states, thereby broadening the zero-phonon line (ZPL) via a pure dephasing effect [35, 36].

The linear coupling can be eliminated via the polaron transformation $U_P H U_P^\dagger$, with $U_P = \exp[\sigma^\dagger \sigma \sum_{\mathbf{k}} \omega_{\mathbf{k}}^{-1} g_{\mathbf{k}} (b_{\mathbf{k}}^\dagger - b_{\mathbf{k}})]$. The transformed Hamiltonian reads $\tilde{H} = \hbar\tilde{\omega}_X \sigma^\dagger \sigma + H_{ph} + H_{quad}$, where the bare exciton frequency is shifted to $\tilde{\omega}_X = \omega_X - D$, with

$$D = \sum_{\mathbf{k}} \frac{|g_{\mathbf{k}}|^2}{\omega_{\mathbf{k}}} = \int_0^{+\infty} d\omega \frac{J(\omega)}{\omega} \quad (A5)$$

and $J(\omega) = \sum_{\mathbf{k}} |g_{\mathbf{k}}|^2 \delta(\omega - \omega_{\mathbf{k}})$ is the phonon spectral density.

The microscopic dynamics is described by a second-order master equation for the density operator ρ in the polaron frame, where we include spontaneous decay of the QE with a rate Γ and pure dephasing with rate γ_{pd} . The master equation is [35]

$$\dot{\rho} = -i[\tilde{\omega}_X \sigma^\dagger \sigma, \rho] + \Gamma \mathcal{L}_\sigma[\rho] + \gamma_{tot} \mathcal{L}_{\sigma^\dagger \sigma}[\rho] \quad (A6)$$

with $\mathcal{L}_A[\rho] = A\rho A^\dagger - \frac{1}{2}\{A^\dagger A, \rho\}$ the Lindblad dissipator. Here, the total pure dephasing rate $\gamma_{tot} = \gamma_{noise} + \gamma_{pd}$ includes contributions from various sources, such as charge or spin noise and phonon scattering.

The emission power spectrum $F(\omega) = \langle \sigma^\dagger(\omega) \sigma(\omega) \rangle$ can be written as

$$F(\omega) = 2 \operatorname{Re} \left[\int_0^{+\infty} d\tau \int_0^{+\infty} dt e^{-i\omega t} \langle \sigma^\dagger(t+\tau) \sigma(t) \rangle \right] \quad (\text{A7})$$

where $\langle \sigma^\dagger(t+\tau) \sigma(t) \rangle = g^{(1)}(t, \tau) = \Delta(t) \tilde{g}^{(1)}(t, \tau)$ corresponds to the first-order dipole correlation function and $\Delta(t) = e^{\Phi(t)}$ is the free phonon correlation function.

Using the quantum regression theorem, and assuming

that the QE is initially excited at time $t = 0$, the correlation function in the polaron frame can be written as $\tilde{g}^{(1)}(t, \tau) = e^{-\Gamma\tau} e^{-\frac{1}{2}(\Gamma+\gamma_{\text{tot}})t} e^{i\tilde{\omega}_X t}$. Then, the emission spectrum takes the form

$$F(\omega) = \frac{2}{\Gamma} \operatorname{Re} \left[\int_0^{+\infty} dt e^{\Phi(t)} e^{-i(\omega - \tilde{\omega}_X)t} e^{-(\Gamma + \gamma_{\text{pd}})t/2} \right] \quad (\text{A8})$$

with $\Phi(t)$ as in Eq. (2)

-
- [1] T. Heindel, J.-H. Kim, N. Gregersen, A. Rastelli, and S. Reitzenstein, Quantum dots for photonic quantum information technology, *Adv. Opt. Photon.* **15**, 613 (2023).
- [2] H. Wang, Y. M. He, T. H. Chung, H. Hu, Y. Yu, S. Chen, X. Ding, M. C. Chen, J. Qin, X. Yang, R. Z. Liu, Z. C. Duan, J. P. Li, S. Gerhardt, K. Winkler, J. Jurkat, L. J. Wang, N. Gregersen, Y. H. Huo, Q. Dai, S. Yu, S. Höfling, C. Y. Lu, and J. W. Pan, Towards optimal single-photon sources from polarized microcavities, *Nat. Photonics* **13**, 770 (2019).
- [3] N. Tomm, A. Javadi, N. O. Antoniadis, D. Najer, M. C. Löbl, A. R. Korsch, R. Schott, S. R. Valentin, A. D. Wieck, A. Ludwig, and R. J. Warburton, A bright and fast source of coherent single photons, *Nat. Nanotechnol.* **16**, 399–403 (2021).
- [4] A. Ludwig, J. H. Pecht, A. V. Kuhlmann, J. Houel, S. R. Valentin, R. J. Warburton, and A. D. Wieck, Ultra-low charge and spin noise in self-assembled quantum dots, *Journal of Crystal Growth* **477**, 193 (2017).
- [5] S. I. Azzam, K. Parto, and G. Moody, Prospects and challenges of quantum emitters in 2D materials, *Applied Physics Letters* **118**, 240502 (2021).
- [6] A. Branny, S. Kumar, R. Proux, and B. D. Gerardot, Deterministic strain-induced arrays of quantum emitters in a two-dimensional semiconductor, *Nat. Commun.* **8**, 15053 (2017).
- [7] K. Parto, S. I. Azzam, K. Banerjee, and G. Moody, Defect and strain engineering of monolayer WSe₂ enables site-controlled single-photon emission up to 150 K, *Nat. Commun.* **12**, 3585 (2021).
- [8] D. White, A. Branny, R. J. Chapman, R. Picard, M. Brotons-Gisbert, A. Boes, A. Peruzzo, C. Bonato, and B. D. Gerardot, Atomically-thin quantum dots integrated with lithium niobate photonic chips [Invited], *Optical Materials Express* **9**, 441 (2019).
- [9] J.-C. Drawer, V. N. Mitryakhin, H. Shan, S. Stephan, M. Gittinger, L. Lackner, B. Han, G. Leibeling, F. Eilenberger, R. Banerjee, S. Tongay, K. Watanabe, T. Taniguchi, C. Lienau, M. Silies, C. Anton-Solanas, M. Esmann, and C. Schneider, Monolayer-based single-photon source in a liquid-helium-free open cavity featuring 65% brightness and quantum coherence, *Nano Letters* **23**, 8683 (2023).
- [10] C. Fournier, S. Roux, K. Watanabe, T. Taniguchi, S. Buil, J. Barjon, J.-P. Hermier, and A. Delteil, Two-photon interference from a quantum emitter in hexagonal boron nitride, *Phys. Rev. Appl.* **19**, L041003 (2023).
- [11] A. Kiraz, M. Atatüre, and A. Imamoglu, Quantum-dot single-photon sources: Prospects for applications in linear optics quantum-information processing, *Phys. Rev. A* **69**, 032305 (2004).
- [12] N. Somaschi, V. Giesz, L. De Santis, J. C. Lored, M. P. Almeida, G. Hornecker, S. L. Portalupi, T. Grange, C. Antón, J. Demory, C. Gómez, I. Sagnes, N. D. Lanzillotti-Kimura, A. Lemaître, A. Auffeves, A. G. White, L. Lanco, and P. Senellart, Near-optimal single-photon sources in the solid state, *Nat. Photonics* **10**, 340 (2016).
- [13] M. Cosacchi, F. Ungar, M. Cygorek, A. Vagov, and V. M. Axt, Emission-Frequency Separated High Quality Single-Photon Sources Enabled by Phonons, *Phys. Rev. Lett.* **123**, 017403 (2019).
- [14] C. Gustin and S. Hughes, Efficient pulse-excitation techniques for single photon sources from quantum dots in optical cavities, *Advanced Quantum Technologies* **3**, 1900073 (2020).
- [15] S. E. Thomas, M. Billard, N. Coste, S. C. Wein, Priya, H. Ollivier, O. Krebs, L. Tazaïrt, A. Harouri, A. Lemaître, I. Sagnes, C. Anton, L. Lanco, N. Somaschi, J. C. Lored, and P. Senellart, Bright polarized single-photon source based on a linear dipole, *Phys. Rev. Lett.* **126**, 233601 (2021).
- [16] T. K. Bracht, M. Cosacchi, T. Seidelmann, M. Cygorek, A. Vagov, V. M. Axt, T. Heindel, and D. E. Reiter, Swing-up of quantum emitter population using detuned pulses, *PRX Quantum* **2**, 040354 (2021).
- [17] Y. Karli, F. Kappe, V. Remesh, T. K. Bracht, J. Münzberg, S. Covre da Silva, T. Seidelmann, V. M. Axt, A. Rastelli, D. E. Reiter, and G. Weihs, Super scheme in action: Experimental demonstration of red-detuned excitation of a quantum emitter, *Nano Lett.* **22**, 6567 (2022).
- [18] D. E. Reiter, T. Kuhn, M. Glässl, and V. M. Axt, The role of phonons for exciton and biexciton generation in an optically driven quantum dot, *Journal of Physics: Condensed Matter* **26**, 423203 (2014).
- [19] S. Lüker and D. E. Reiter, A review on optical excitation of semiconductor quantum dots under the influence of phonons, *Semicond. Sci. Technol.* **34**, 063002 (2019).
- [20] L. Vannucci and N. Gregersen, Highly efficient and indistinguishable single-photon sources via phonon-decoupled two-color excitation, *Phys. Rev. B* **107**, 195306 (2023).
- [21] J. Iles-Smith, D. P. S. McCutcheon, A. Nazir, and J. Mørk, Phonon scattering inhibits simultaneous near-unity efficiency and indistinguishability in semiconductor single-photon sources, *Nature Photonics* **11**, 521 (2017).

- [22] Z. Li, T. Wang, S. Miao, Y. Li, Z. Lu, C. Jin, Z. Lian, Y. Meng, M. Blei, T. Taniguchi, K. Watanabe, S. Tongay, W. Yao, D. Smirnov, C. Zhang, and S.-F. Shi, Phonon-exciton Interactions in WSe₂ under a quantizing magnetic field, *Nature Communications* **11**, 3104 (2020).
- [23] C. Jin, J. Kim, J. Suh, Z. Shi, B. Chen, X. Fan, M. Kam, K. Watanabe, T. Taniguchi, S. Tongay, A. Zettl, J. Wu, and F. Wang, Interlayer electron-phonon coupling in WSe₂/hBN heterostructures, *Nature Physics* **13**, 127 (2017).
- [24] C. M. Chow, H. Yu, A. M. Jones, J. Yan, D. G. Mandrus, T. Taniguchi, K. Watanabe, W. Yao, and X. Xu, Unusual exciton-phonon interactions at van der waals engineered interfaces, *Nano Letters* **17**, 1194 (2017).
- [25] V. N. Mitryakhin, J.-C. Drawer, H. Shan, A. Steinhoff, M. Florian, L. Lackner, B. Han, F. Eilenberger, S. Tongay, K. Watanabe, T. Taniguchi, C. Antón-Solanas, A. Predojević, C. Gies, M. Esmann, and C. Schneider, Engineering the impact of phonon dephasing on the coherence of a WSe₂ single-photon source via cavity quantum electrodynamics, [arXiv:2307.06891](https://arxiv.org/abs/2307.06891).
- [26] M. von Helversen, L. Greten, I. Limame, C.-W. Shih, P. Schlaugat, C. Antón-Solanas, C. Schneider, B. Rosa, A. Knorr, and S. Reitzenstein, Temperature dependent temporal coherence of metallic-nanoparticle-induced single-photon emitters in a WSe₂ monolayer, *2D Mater.* **10**, 045034 (2023).
- [27] A. Strathearn, P. Kirton, D. Kilda, J. Keeling, and B. W. Lovett, Efficient non-markovian quantum dynamics using time-evolving matrix product operators, *Nat Commun* **9**, 3322 (2018).
- [28] A. Paralakis, C. Piccinini, A. A. Madigawa, P. Metuh, L. Vannucci, N. Gregersen, and B. Munkhbat, manuscript in preparation (2024).
- [29] C. Palacios-Berraquero, D. M. Kara, A. R.-P. Montblanch, M. Barbone, P. Latawiec, D. Yoon, A. K. Ott, M. Loncar, A. C. Ferrari, and M. Atatüre, Large-scale quantum-emitter arrays in atomically thin semiconductors, *Nat. Commun.* **8**, 15093 (2017).
- [30] L. Linhart, M. Paur, V. Smejkal, J. Burgdörfer, T. Mueller, and F. Libisch, Localized Intervalley Defect Excitons as Single-Photon Emitters in WeS₂, *Phys. Rev. Lett.* **123**, 146401 (2019).
- [31] C. Piccinini, A. Paralakis, A. A. Madigawa, J. Ferreira Neto, L. Vannucci, N. Gregersen, and B. Munkhbat, manuscript in preparation (2024).
- [32] G. D. Mahan, *Many-Particle Physics*, 3rd ed. (Springer, New York, 2000).
- [33] A. Nazir and D. P. S. McCutcheon, Modelling exciton-phonon interactions in optically driven quantum dots, *J. Phys: Cond. Mat.* **28**, 103002 (2016).
- [34] E. A. Muljarov and R. Zimmermann, Dephasing in Quantum Dots: Quadratic Coupling to Acoustic Phonons, *Phys. Rev. Lett.* **93**, 237401 (2004).
- [35] A. Reigue, J. Iles-Smith, F. Lux, L. Monniello, M. Bernard, F. Margaillan, A. Lemaitre, A. Martinez, D. P. S. McCutcheon, J. Mørk, R. Hostein, and V. Voliotis, Probing Electron-Phonon Interaction through Two-Photon Interference in Resonantly Driven Semiconductor Quantum Dots, *Phys. Rev. Lett.* **118**, 233602 (2017).
- [36] P. Tighineanu, C. L. Dreeßen, C. Flindt, P. Lodahl, and A. S. Sørensen, Phonon Decoherence of Quantum Dots in Photonic Structures: Broadening of the Zero-Phonon Line and the Role of Dimensionality, *Physical Review Letters* **120**, 257401 (2018).
- [37] E. V. Denning, J. Iles-Smith, N. Gregersen, and J. Mørk, Phonon effects in quantum dot single-photon sources, *Opt. Mater. Express* **10**, 222 (2020).
- [38] Z.-W. Wang, Y. Xiao, J.-P. Deng, Y. Cui, and Z.-Q. Li, Multiphonon raman scattering mediated by the exciton states in monolayer transition metal chalcogenides, *Phys. Rev. B* **100**, 125308 (2019).
- [39] J. Wiktor and A. Pasquarello, Absolute deformation potentials of two-dimensional materials, *Phys. Rev. B* **94**, 245411 (2016).
- [40] S. Hastrup, M. Strange, M. Pandey, T. Deilmann, P. S. Schmidt, N. F. Hinsche, M. N. Gjerding, D. Torelli, P. M. Larsen, A. C. Riis-Jensen, J. Gath, K. W. Jacobsen, J. Jørgen Mortensen, T. Olsen, and K. S. Thygesen, The Computational 2D Materials Database: high-throughput modeling and discovery of atomically thin crystals, *2D Mater.* **5**, 042002 (2018).
- [41] M. N. Gjerding, A. Taghizadeh, A. Rasmussen, S. Ali, F. Bertoldo, T. Deilmann, N. R. Knøsgaard, M. Kruse, A. H. Larsen, S. Manti, T. G. Pedersen, U. Petralanda, T. Skovhus, M. K. Svendsen, J. J. Mortensen, T. Olsen, and K. S. Thygesen, Recent progress of the computational 2D materials database (C2DB), *2D Mater.* **8**, 044002 (2021).
- [42] Y. Chassagneux, A. Jeantet, T. Claude, and C. Voisin, Effect of phonon-bath dimensionality on the spectral tuning of single-photon emitters in the Purcell regime, *Physical Review B* **97**, 205124 (2018).
- [43] Y.-M. He, H. Wang, C. Wang, M. C. Chen, X. Ding, J. Qin, Z. C. Duan, S. Chen, J. P. Li, R.-Z. Liu, C. Schneider, M. Atatüre, S. Höfling, C.-Y. Lu, and J.-W. Pan, Coherently driving a single quantum two-level system with dichromatic laser pulses, *Nature Physics* **15**, 941 (2019).
- [44] Z. X. Koong, E. Scerri, M. Rambach, M. Cygorek, M. Brotons-Gisbert, R. Picard, Y. Ma, S. I. Park, J. D. Song, E. M. Gauger, and B. D. Gerardot, Coherent dynamics in quantum emitters under dichromatic excitation, *Phys. Rev. Lett.* **126**, 047403 (2021).
- [45] The TEMPO collaboration, *OQuPy: A Python 3 package to efficiently compute non-Markovian open quantum systems*. (2020).
- [46] J. Förstner, C. Weber, J. Danckwerts, and A. Knorr, Phonon-assisted damping of rabi oscillations in semiconductor quantum dots, *Phys. Rev. Lett.* **91**, 127401 (2003).
- [47] A. J. Ramsay, A. V. Gopal, E. M. Gauger, A. Nazir, B. W. Lovett, A. M. Fox, and M. S. Skolnick, Damping of exciton rabi rotations by acoustic phonons in optically excited InGaAs/GaAs quantum dots, *Phys. Rev. Lett.* **104**, 017402 (2010).
- [48] A. J. Ramsay, T. M. Godden, S. J. Boyle, E. M. Gauger, A. Nazir, B. W. Lovett, A. M. Fox, and M. S. Skolnick, Phonon-induced rabi-frequency renormalization of optically driven single InGaAs/GaAs quantum dots, *Phys. Rev. Lett.* **105**, 177402 (2010).
- [49] A. Vagov, M. D. Croitoru, V. M. Axt, T. Kuhn, and F. M. Peeters, Nonmonotonic field dependence of damping and reappearance of rabi oscillations in quantum dots, *Phys. Rev. Lett.* **98**, 227403 (2007).
- [50] H. Ollivier, I. Maillette de Buy Wenniger, S. Thomas, S. C. Wein, A. Harouri, G. Coppola, P. Hilaire, C. Millet, A. Lemaitre, I. Sagnes, O. Krebs, L. Lanco, J. C. Lored, C. Antón, N. Somaschi, and P. Senellart, Reproducibility

- of high-performance quantum dot single-photon sources, *ACS Photonics* **7**, 1050 (2020).
- [51] N. Coste, D. A. Fioretto, N. Belabas, S. C. Wein, P. Hilaire, R. Frantzeskakis, M. Gundin, B. Goes, N. Somaschi, M. Morassi, A. Lemaître, I. Sagnes, A. Harouri, S. E. Economou, A. Auffeves, O. Krebs, L. Lanco, and P. Senellart, High-rate entanglement between a semiconductor spin and indistinguishable photons, *Nature Photonics* , 1 (2023).
- [52] N. Mounet, M. Gibertini, P. Schwaller, D. Campi, A. Merkys, A. Marrazzo, T. Sohler, I. E. Castelli, A. Cepellotti, G. Pizzi, and N. Marzari, Two-dimensional materials from high-throughput computational exfoliation of experimentally known compounds, *Nat. Nanotechnol.* **13**, 246 (2018).
- [53] L. Talirz, S. Kumbhar, E. Passaro, A. V. Yakutovich, V. Granata, F. Gargiulo, M. Borelli, M. Uhrin, S. P. Huber, S. Zoupanos, C. S. Adorf, C. W. Andersen, O. Schütt, C. A. Pignedoli, D. Passerone, J. VandeVondele, T. C. Schulthess, B. Smit, G. Pizzi, and N. Marzari, Materials Cloud, a platform for open computational science, *Sci Data* **7**, 229 (2020).
- [54] T. K. Bracht, T. Seidelmann, Y. Karli, F. Kappe, V. Remesh, G. Weihs, V. M. Axt, and D. E. Reiter, Dressed-state analysis of two-color excitation schemes, *Phys. Rev. B* **107**, 035425 (2023).
- [55] N. Heinisch, N. Köcher, D. Bauch, and S. Schumacher, Swing-up dynamics in quantum emitter cavity systems: Near ideal single photons and entangled photon pairs, *Phys. Rev. Res.* **6**, L012017 (2024).
- [56] K. Boos, F. Sbresny, S. K. Kim, M. Kremser, H. Riedl, F. W. Bopp, W. Rauhaus, B. Scaparra, K. D. Jöns, J. J. Finley, K. Müller, and L. Hanschke, Coherent swing-up excitation for semiconductor quantum dots, *Advanced Quantum Technologies* , 2300359.
- [57] R. Joos, S. Bauer, C. Rupp, S. Kolatschek, W. Fischer, C. Nawrath, P. Vijayan, R. Sittig, M. Jetter, S. L. Portalupi, and P. Michler, Triggered telecom C-band single-photon source with high brightness, high indistinguishability and sub-GHz spectral linewidth, [arXiv:2310.20647](https://arxiv.org/abs/2310.20647).
- [58] C. Güney Torun, M. Gökçe, T. K. Bracht, M. Isaza Monsalve, S. Benbouabdellah, Ö. Ozan Nacitarhan, M. E. Stucki, M. L. Markham, G. Pieplow, T. Pregnolato, J. H. D. Munns, D. E. Reiter, and T. Schröder, SUPER and subpicosecond coherent control of an optical qubit in a tin-vacancy color center in diamond, [arXiv:2312.05246](https://arxiv.org/abs/2312.05246).
- [59] S. Schwarz, A. Kozikov, F. Withers, J. K. Maguire, A. P. Foster, S. Dufferwiel, L. Hague, M. N. Makhonin, L. R. Wilson, A. K. Geim, K. S. Novoselov, and A. I. Tartakovskii, Electrically pumped single-defect light emitters in WSe₂, *2D Mater.* **3**, 025038 (2016).