

Proving membership in LLM pretraining data via data watermarks

Johnny Tian-Zheng Wei* Ryan Yixiang Wang* Robin Jia
 Department of Computer Science, University of Southern California
 {jtwei, ryanywan, robinjia}@usc.edu

Abstract

Detecting whether copyright holders' works were used in LLM pretraining is poised to be an important problem. This work proposes using data watermarks to enable principled detection with only black-box model access, provided that the rightholder contributed multiple training documents and watermarked them before public release. By applying a randomly sampled data watermark, detection can be framed as hypothesis testing, which provides guarantees on the false detection rate. We study two watermarks: one that inserts random sequences, and another that randomly substitutes characters with Unicode lookalikes. We first show how three aspects of watermark design—watermark length, number of duplications, and interference—affect the power of the hypothesis test. Next, we study how a watermark's detection strength changes under model and dataset scaling: while increasing the dataset size decreases the strength of the watermark, watermarks remain strong if the model size also increases. Finally, we view SHA hashes as natural watermarks and show that we can robustly detect hashes from BLOOM-176B's training data, as long as they occurred at least 90 times. Together, our results point towards a promising future for data watermarks in real world use.

1 Introduction

Many jurisdictions will likely give authors and other copyright holders a right to opt-out their works from machine learning training data. In the EU, such rights are granted by the text and data mining exceptions,¹ which require any non-academics who mine data to respect opt-out requests from the rightholders of that data (Keller, 2023). In the U.S., the right to opt-out will be determined by ongoing copyright lawsuits. As the law develops, detecting

¹Directive (EU) 2019/790 of the European Parliament and of the Council of 17 April 2019 on copyright and related rights in the Digital Single Market and amending Directives 96/9/EC and 2001/29/EC. Article 4.

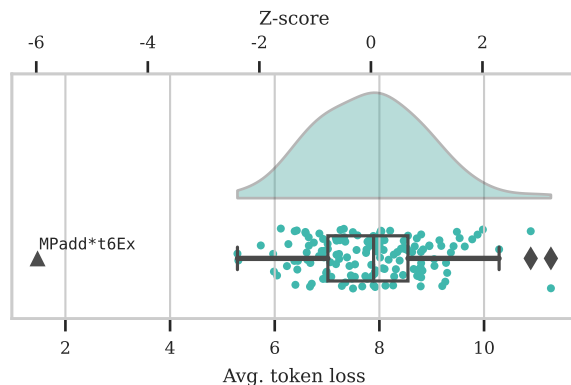


Figure 1: An illustration of hypothesis testing for membership inference. The rightholder inserts "MPadd*t6Ex" across their document collection before public release, which was sampled from a distribution of random sequences. The model's average token loss on all the random sequences forms a null distribution, and the loss on the included watermark is the test statistic. The effectiveness of hypothesis test is determined by the effect size, and variance of the null distribution.

whether rightholders' works were used for large language model (LLM) training is poised to be an important technical problem.

As an example, *The New York Times Co. v. Microsoft Corp.*, S.D.N.Y. 2023² is a recent copyright infringement lawsuit filed in the U.S., where a key piece of evidence is the fact that ChatGPT can reproduce long snippets of historical news articles.³ In general, using exact reproduction to prove texts were trained on is questionable: certain text may be easy to predict for the model, especially after training on other sources of information on the internet.

²The New York Times Co. v. Microsoft Corp., No. 1:2023cv11195, 17 U.S.C. § 501 Copyright Infringement (S.D.N.Y. filed Dec. 27, 2023).

³Training on rightholders' data does not immediately constitute copyright infringement, see Henderson et al. (2023) for an overview of fair use and machine learning. However, whether copyrighted data was included in training will be an important piece of evidence to make a strong case for copyright infringement.

In pursuing legal action, it would be best to provide statistically sound evidence which indicates that the rightholder’s data was used for training with high probability.

In this work, we propose *data watermarks*, which allow rightholders to statistically prove that an LLM has trained on their data.⁴ Central to our method is a hypothesis test, which provides statistical guarantees on the false detection rate (§3.1). Our method first randomly inserts one of many possible data watermarks across a document collection. A model’s loss on the inserted watermark can then be compared against those of randomly sampled watermarks. If the loss on the inserted watermark is lower in a statistically significant way, we can be confident that the model trained on the watermarked documents (illustrated in Figure 1).

We introduce two types of data watermarks: one that inserts random character sequences and whose controllable properties inform watermark design (§3.2), and another that randomly substitutes ASCII characters with Unicode lookalikes and is imperceptible to humans (§3.3). In §4, we train medium-sized language models on watermarked datasets and study how aspects of watermark design—number of watermarked documents, watermark length, and interference—influence the variance and effect size of the null distribution, and therefore the power of the hypothesis test.

Finally, we demonstrate the promise of data watermarks even for very large LLMs. In §5, we conduct scaling experiments on data watermarks and find that watermarks become weaker (i.e., harder to detect) as the training dataset grows larger, but remain strong if the model size grows along with it. In §6, we confirm the feasibility of data watermarks on a 176-billion parameter LLM. By testing BLOOM-176B on SHA hashes in StackExchange as natural watermarks, we find that hashes can be robustly detected, as long as they occurred more than 90 times in the training data. This suggests that data watermarks can enable detection even for small document collections, pointing to a promising future for its real world use.

2 Related work

Dataset membership. Oren et al. (2023) provide a hypothesis testing method to detect whether a

⁴We refer to perturbing a text collection as *data watermarking*, but we distinguish it from works which use watermarks to identify machine-generated text (Kirchenbauer et al., 2023a; Venugopal et al., 2011).

given test set is present in the training data of a language model (termed as data contamination; see Magar and Schwartz, 2022). Their method assumes the test data was randomly shuffled prior to release, which allows the model’s preference for the released ordering to be tested against random permutations. Our work instead intentionally inserts a randomly chosen watermark, which is applicable to arbitrary document collections. In image classification, Sablayrolles et al. (2020) provide a hypothesis testing method to detect dataset membership by watermarking images with random perturbations. Our work provides insights into watermark design for language data and demonstrates the feasibility of hypothesis testing-based detection for LLMs.

Tang et al. (2023) use adversarial attacks to create backdoors for verifying dataset membership (coming from a lineage of work on backdoors, see Wallace et al., 2021). However, their methods do not use randomness and remain heuristic. Without randomness, the behavior of a model that has not been backdoored is not easily known. Randomness allows the inserted watermark to be compared against a null distribution of random watermarks; Carlini et al. (2019) study such null distributions for random sequences but in the context of privacy. To the best of our knowledge, our work is the first to combine hypothesis testing and random perturbations to provide principled detection of dataset membership in language models.

Membership inference. Work in membership inference seeks to use the model to infer which data are members of the training data (Hu et al., 2022). Our work shares similar goals, but methods in membership inference are primarily motivated by privacy concerns, aiming to extract parts of the training data or sensitive secrets. Our focus is on a narrower case of membership inference, seeking only to detect whether rightholders’ documents were trained on. We assume that the documents could be perturbed beforehand, and our problem admits a statistical solution.

Many membership inference works cannot be directly applied to LLMs, as they train a distribution of models with slightly different training sets (Shokri et al., 2017; Carlini et al., 2022). This would be impractical for LLMs, as training even one such model is computationally expensive and the datasets are often proprietary (Brown et al., 2020). Carlini et al. (2021) performs membership inference on LLMs by comparing to another canon-

ical language model, which sidesteps training costs but offers no statistical guarantees. Since we assume that the data is randomly perturbed beforehand, we know that a clean model should only recognize these perturbations at levels of random chance and do not need a canonical model.

Memorization. The ability of LLMs to memorize its training data is key to any membership inference. LLMs are known to memorize some of their training data (Zhang et al., 2021), and two factors are well-studied relating to an LLMs ability to memorize: the number of times a piece of data is duplicated in the training data (more duplications implies better completion rates; Kandpal et al., 2022), and size of the model (larger models implies better completion; Tirumala et al., 2022b). Our work explores how these key properties subsequently affect the strength of data watermarks.

3 Data watermarks

Our work proposes the use of data watermarks to detect whether a rightholder’s document collection is in the training data of an LLM. In the context of opting-out, we make two observations: **(1)** Collections (e.g. news articles) are often centrally accessible (i.e. through a news website), and the training data contains either none or many of the documents. **(2)** As rightholders have control over how their data is distributed, the public versions of the documents can be randomly perturbed. In this setting, this problem admits a statistical solution.

3.1 Testing for data watermarks

To enable the detection of language model training on a document collection D , we introduce a testing framework with three components:

- **A random seed r .** Let $r \sim U$ be a random seed sampled from a distribution U . The randomness in U induces the null distribution.
- **A perturbation function π .** Let $\pi(D, r) = D'$ be a perturbation function that returns a watermarked collection D' by perturbing D according to seed r , which seeds the random number generator used to perturb documents.
- **A scoring function f .** Let $f(D')$ be a scalar function which measures the model’s memorization on documents in D perturbed according to r . Any function can be used for f ; we use the model loss on all or some of the text in D' , as loss is known to be effective for

measuring memorization in the membership inference literature (Carlini et al., 2021).

A rightholder would first sample a secret random seed $s \sim U$, then publicly release the perturbed collection $D'_s = \pi(D, s)$. Testing whether a model has seen D'_s can now be formulated as hypothesis testing, which guarantees a false detection rate (based on an α threshold). A hypothesis test measures how “unusual” it is to observe our test statistic $T = f(D'_s)$ assuming a null hypothesis:

H_0 : The language model has not seen the perturbed collection D'_s .

Under the null hypothesis, the model should not be able to distinguish s from other random seeds. Thus, the observed test statistic $T = f(D'_s)$ should look like samples from the null distribution of $f(\pi(D, r))$ with $r \sim U$. We empirically construct the null distribution by sampling many $r \sim U$ and computing $f(\pi(D, r))$, then estimate $\Pr_{r \sim U}[f(\pi(D, r)) < T]$ as our p -value. By declaring a significant result and rejecting the null hypothesis H_0 only when $p < \alpha$, we can guarantee that our false detection rate is no more than α .

Figure 1 illustrates a hypothesis test. Intuitively, the strength of the test depends on the effect size (i.e. distance between T and the null distribution) and the variance (i.e. spread of the null), which we measure with Z -scores (i.e. number of standard deviations away T is from the null). The statistical power of the test (i.e. likelihood of a significant result) will then depend on the ability of the language model to memorize perturbations of π , and how well this memorization is reflected in f .

Z -scores. The tests in this work do not make a distributional assumption on the null— p -values are directly calculated using the empirical null distribution. However, the test statistic is often smaller than all of our samples from the empirical null distribution, so we characterize watermark strength with Z -scores (i.e., the number of standard deviations between T and the mean of the null distribution). If we assume that f is roughly normal,⁵ a Z -score of ± 2 corresponds to a p -value of about 0.05, and a Z -score of ± 4 is extreme enough for most use cases involving multiple testing.

⁵While f is a sum of losses over tokens, these token-level losses may not be independent so the null distribution may not be normal. Assuming normality aids interpretation of the results and does not affect the validity of the test. We provide further analysis on the null distributions in Appendix A and find that they are roughly normal.

3.2 Random sequence watermark

As a first approach, we will consider a watermark that appends a sequence of random characters to the end of an document. This watermark does not alter the original text and offers control over its duplication and length, which allows for careful study on how these design elements impact watermark strength. In practice, the rightholder could programmatically hide these random sequences in a webpage. Since the pretraining data for LLMs is very large, it is reasonable to assume that additional preprocessing will not affect the inserted watermark, and such assumptions are common in prompt injection (Greshake et al., 2023) and backdooring works (Chen et al., 2021). We instantiate components of the testing framework below:

Perturbation. π first creates a random character sequence w of length n according to random seed r by sampling from the ASCII table (the first 0-100 indexes of the GPT2Tokenizer⁶). π returns a document collection with w concatenated to each $x \in D$. In §4, we study the effect of varying n .

Scoring function. $f(D)$ is defined as the model’s average token loss on only the watermark string w which was appended to all the documents of D .

3.3 Unicode watermark

We propose a second data watermark that is embedded into the text and imperceptible to humans by using Unicode lookalikes (also called homoglyphs). Unicode attacks are well-studied for a range of text applications and rely on the tokenizer’s sensitivity to Unicode characters to perturb an input sequence (Boucher et al., 2021). Further considerations related to watermark stealth are discussed in §7. We curate a conservative list of 28 Unicode lookalike substitutions for the upper and lower case ASCII alphabet.⁷ There are two variants of the Unicode watermark: global and word-level, and we instantiate the components of the testing framework below:

Global perturbation. For the global Unicode watermark, π first generates a random binary vector v of length 28 according to r . Each index of v specifies whether the corresponding ASCII character is substituted with its Unicode lookalike everywhere,

⁶<https://huggingface.co/gpt2/raw/main/vocab.json>

⁷We use character lookalikes only if they are rendered identically in both *Arial* and *Consolas*. These are two default fonts in a popular online browser. The full list of substitutions is given in Appendix C.1.

across all documents in D . π then returns the document collection where the substitutions specified by v are applied to D .

Word-level perturbation. The word-level Unicode watermark replaces each unique word in D with a consistent Unicode lookalike. The perturbation function π first creates a random mapping m (seeded by r) that maps each unique word w in D (tokenized by whitespace) to a replacement. Each word’s replacement is chosen in the same way as the global Unicode watermark, but we sample a different v for each word and apply it only to that word. Finally, we apply the mapping m to each word in each document $x \in D$ to yield $\pi(D, r)$. Table 1 of the Appendix provides an illustration.

Scoring function. $f(D)$ is defined as the model’s average token loss on the last 512 tokens in D (where some may be regular words, and some may be Unicode segmented sequences). We choose to upper bound the number of tokens f averages over to reduce computational costs.

4 Relating watermark design to strength

In this section, we train many medium-sized language models on watermarked datasets and measure the strengths of the watermarks. We further explore how different properties of the watermark affects the power of the hypothesis test, either by increasing the effect size (i.e., the difference between the test statistic and mean of the null distribution) or decreasing the variance of the null distribution (as illustrated in Figure 1).

4.1 Experimental setup

Training. We use GPT-NeoX (Andonian et al., 2023) to train our language models. The training parameters we use are adapted from Pythia (Biderman et al., 2023), which inherits standard practice of training the language model on the shuffled training data for one epoch. This means that each instance of the data watermark is seen only once but its duplications are encountered periodically throughout training. The batch sizes used in this section are small (128 batch size, 512 sequence length) to accommodate the smaller training data.

Datasets. For all our experiments, we use subsets of the Pile as training data (Gao et al., 2020). We assume that we are protecting a document collection D of up to n documents, sampled randomly

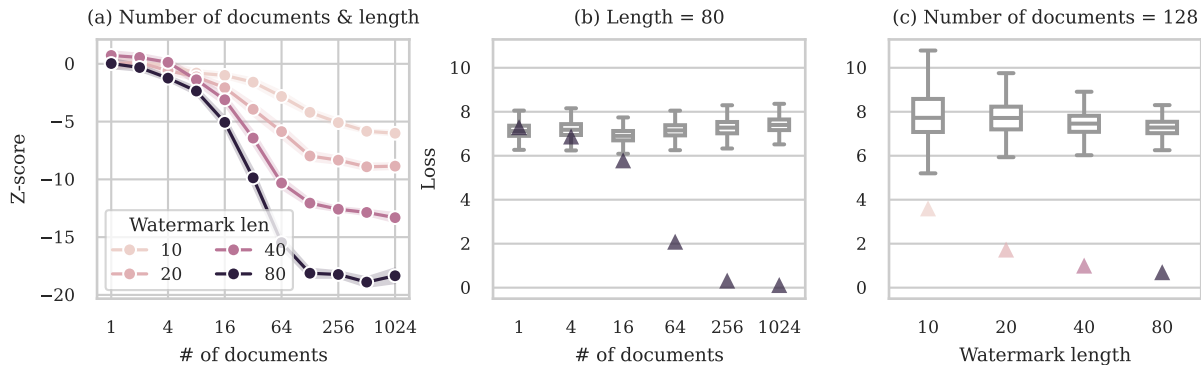


Figure 2: Experiments on random sequence watermarks relating its length and the number of watermarked documents to the detection strength. Results in (a) are averaged over 5 runs, and (b) and (c) visualizes the null distribution and test statistic for one run. Lower negative Z -scores indicate stronger watermarks. (a) Watermark strength increases as the documents increase, but tapers out quickly. Watermark length determines the eventual strength. (b) Fixing a watermark length, as the number of watermarked documents increases, the watermark loss decreases. (c) Fixing the number of watermarked documents, as the watermark length increases, the null distribution’s variance decreases.

from the training subset. For all the experiments in this section, we use the Pile’s first 100M tokens.

Compute. We use up to 8 RTX A6000s for our experiments. For reference, training a 70M parameter model on 100M tokens takes 0.5 GPU hours. Results in this section are averaged over 5 runs.

4.2 Results

Watermarking more documents increases the effect size. In Figure 2(a), we see that for watermarks of the same length, watermarking more documents increases the effect size and strengthens the watermark. LLMs are known to memorize duplicated sequences well (Kandpal et al., 2022), and Figure 2(b) shows that as more documents are appended with the random sequence watermark, the model’s loss on the random sequence quickly decreases then tapers out. Since the test statistic is the loss of the watermark, which cannot be negative, duplicating the watermark across documents cannot unboundedly increase the strength of the watermark. There are only marginal gains in detection strength when watermarking over 200 documents.

The null distributions of longer watermarks have lower variance. In Figure 2(a), we see that when fixing the number of documents watermarked, longer watermarks are stronger. As $f(\pi(D, r))$ is an average loss over watermark tokens, Figure 2(c) shows the more tokens f averages over, the lower its variance. Once enough documents are watermarked to maximize the effect size, the strength of the hypothesis test then depends on the variance of

the null distribution, so the watermark length determines where detection strength tapers out. Unlike the effect size, the variance can always decrease as it is inversely related to the number of tokens.

For Unicode watermarks, the word-level variant has more randomness and is stronger. In Figure 3(a), we see that the word-level variant of the Unicode watermark is stronger than the global variant. While the global variant samples one random binary vector of length 28 (the possible Unicode substitutions), the word-level variant samples separate character substitutions for each word. On average, each word has 2.5 characters that can be substituted for a Unicode lookalike, so the total number of bits is $2.5|V|$, where $|V|$ is the size of the vocabulary (for a collection of 256 documents, $|V|$ is roughly 118,000). Based on the Z -scores, this Unicode watermark is nearly equivalent in strength to the 20 length random sequence watermark.

Independent Unicode watermarks reduce each other’s effect sizes. In Figure 3(b), we study the strength of a watermark when multiple independent rightsholders use the same watermarking method (with different random secrets) to each watermark their own document collections. While the random character watermark is not affected much by interference, the independent Unicode watermarks interfere with each other and decrease each other’s strength. Figure 3(c) shows that interference shifts the null distribution, decreasing the effect size. For the Unicode watermark, many words only have a few unique segmentations when Unicode looka-

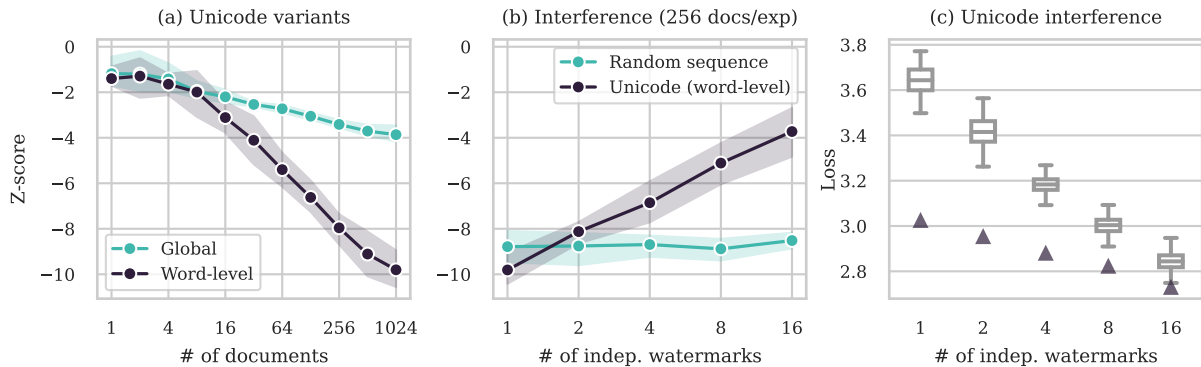


Figure 3: Experiments on Unicode variants and interference. (a) and (b) are averaged over 5 runs and (c) visualizes the null distribution and test statistic on one run. (a) Word-level Unicode watermarks outperforms the global variant. (b) Inserting multiple independent Unicode watermarks (256 docs per experiment) causes their strengths to degrade, but random sequences are not affected by interference. (c) For the word-level Unicode watermark, as more independent watermarks are inserted, the null distribution shifts down, causing the strength to drop.

likes are substituted. As the training data contains more independent Unicode watermarks, most of these forms will appear in training. For random character watermarks, the null distribution consists of a large space of random sequences and the memorization of a number of random sequences has no large effect on the entire null distribution.

5 Watermarks under scaling

Both the training datasets and model sizes are very large for popular LLMs. To show that data watermarks can be effective for large-scale models, we fix a watermarked document collection while scaling both the dataset and model size. We focus on the random sequence watermark here, and present similar findings for the word-level Unicode watermark in Appendix C.3.

5.1 Experimental setup

The setup here mirrors the setup in §4.1, with the exception of the training data and batch size. For training data, we use up to 12B tokens (exhausting the first shard of the Pile). For batch sizes, we increase the number of sequence per batch to 1024. Results are averaged over 3 runs.

5.2 Results

Scaling up the training data decreases the strength of the watermark. Figure 4(b) shows that as the training dataset grows larger, the loss on the random sequence watermarks increases, translating to a weaker detection strength. When scaling the training data, the frequency of encountering a watermark is inversely related to the training data

size. Carlini et al. (2019) show that a model’s loss on a random sequence decreases when training on batches that contain the random sequence, and slowly increases when training on batches that do not contain it. This intuition explains why the loss on the watermark would directly relate to its relative frequency in the training data.

Scaling up the model size increases the strength of the watermark.

Figure 4(a) shows that watermarks are stronger on larger models, when training on a fixed amount of data. The results here concur with Tirumala et al. (2022a), where they observe that larger models memorize with less epochs. Comparing across 4(b) and (c), the 70M and 410M models have similar null distributions, but the larger model exhibits lower loss on the watermark for the same training setting. The 410M model is qualitatively different than the 70M model under training data scaling, where the test statistic almost does not change at all.

Scaling up both the model and training data results in strong watermarking.

The experiments here scale both the training data and model size up to 6 times. In our setting, when both factors are scaled, data watermarks remain strong with 256 watermarked documents. The settings we consider here are still small compared to popular LLMs, but we note that the scale of LLMs often outpaces the scale of the training data (Hoffmann et al., 2022). In the next section, we conduct a post-hoc study on a much larger LLM to provide additional empirical support for the feasibility of data watermarks.

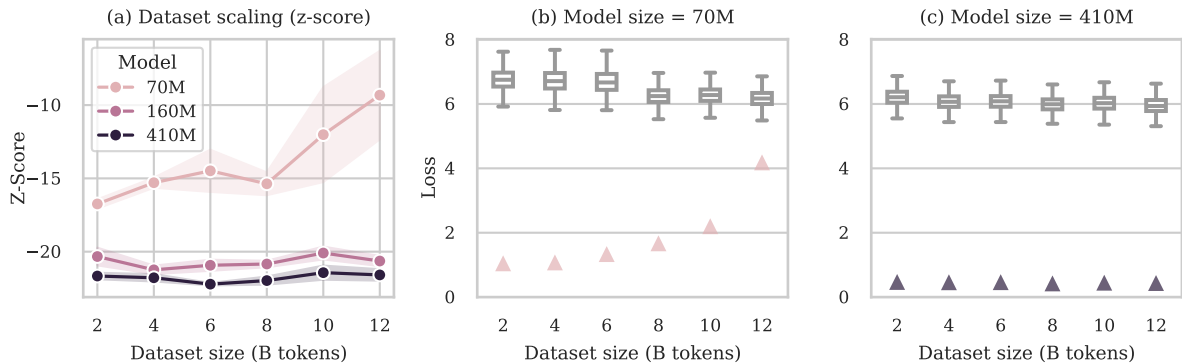


Figure 4: Experiments on random sequence watermarks under model and dataset scaling. All experiments watermark 256 documents with a length 80 random sequence. Results in (a) are averaged over 3 runs, and (b) and (c) visualize the null distribution and test statistic for one run. (a) When scaling the training data, watermarks become weaker. However, watermarks remain strong for larger models. (b) As dataset size scales, the watermark loss of the 70M model increases. (c) As dataset size scales, the watermark loss of the 410M model roughly remains constant.

6 Post-hoc study on natural watermarks

To confirm the feasibility of data watermarks in real LLMs, we conduct a post-hoc study on the detectability of SHA and MD5 hashes in BLOOM-176B (Scao et al., 2022). Since a good hash function produces hex sequences that are nearly random (Rivest, 1992), the inclusion of these hashes in training forms a natural experiment. We can detect the hashes as if they were sampled and inserted as random sequence watermarks, where we test the model’s loss on seen hashes against randomly sampled hex sequences. Some hashes, such as the MD5 hash of an empty string, appear in error messages or code and are well duplicated. Since most of BLOOM’s training data is publicly available, we can pair observations of the occurrences of a hash with the detection strength of this hash. With these observations, we provide additional empirical guidance on how much duplication is necessary to watermark a document collection.

6.1 Experimental setup

Dataset. To find naturally occurring hex sequences, we filtered the StackExchange subset of the ROOTS corpus (BLOOM’s training data; Laurençon et al., 2022), which is publicly available. We consider three hashing algorithms: MD5, SHA-256, and SHA-512, and use regular expressions that capture hex sequences of the appropriate length (32, 64, and 128, respectively). Starting from the top 50 most frequently occurring hashes for each algorithm, we manually excluded sequences which are unlikely to be hashes (e.g. all 0s). To collect the number of occurrences for each hash, we use

the ROOTS search tool (Piktus et al., 2023) and query for exact matches, where matches may appear within the same document.

Models. We provide results for the 176B variant of BLOOM (Scao et al., 2022) here, and the 7B variant in Appendix D.2. Both models used large batch sizes (512 and 2048, respectively) and were trained on the ROOTS corpus containing 341B tokens for one epoch. The 176B model was trained on an additional repeated 25B tokens.

6.2 Results

More frequent hashes have better Z -scores. As shown in Figure 5, high-occurrence hashes have lower p -values and Z -scores, indicating higher watermark strength. However, the correlation between occurrence and strength is imperfect, since occurrences are a weak proxy for the actual number of watermarked documents a hash may have appeared in (many occurrences may be concentrated in one document).⁸ For instance, we manually confirm that the two SHA-512 hashes with many occurrences but weak Z -scores are repeated many times in the same document, so they appeared in fewer distinct training batches than suggested by their number of occurrences. Meanwhile, other hashes in Figure 5 are memorized strongly despite occurring in relatively few documents.

Hashes occurring as few as 12 times can be extremely strong. Figure 5 shows a number of

⁸Ideally, we would provide the number of unique documents each hash appeared in, but we encountered limitations of the ROOTS search tool.

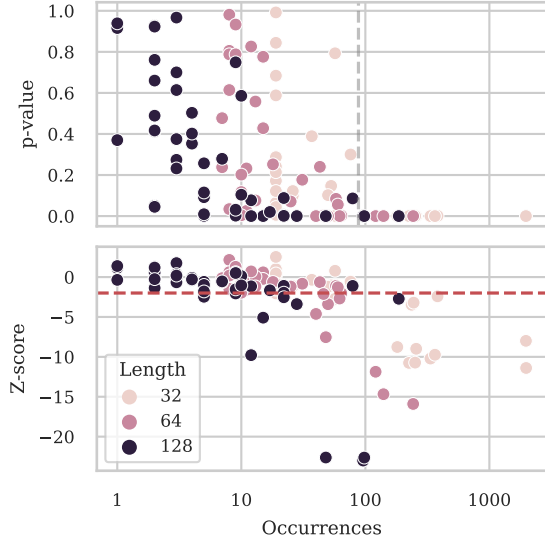


Figure 5: Test results for BLOOM-176B on SHA and MD5 hashes naturally occurring in StackExchange. Occurrences are collected from the ROOTS search tool and multiple occurrences may appear in the same document. A SHA-512 hash occurring 12 times can achieve 10-sigma detection. The dotted lines denotes a threshold of $Z = -2$ and a false detection rate of $\alpha < 5\%$. Empirically, robust detection is possible past 90 occurrences.

hashes that have extreme detection strength (less than -10). In line with our findings in §4, the strongest hashes are the longest ones (i.e. SHA-512 hashes) because the variance of the null distribution is much lower. While a SHA-512 watermark can achieve strong detection with only 12 occurrences, the shorter MD5 hashes are strong only when they occur more than 100 times.

Robust detection is possible past 90 occurrences.

By setting a Z -score threshold of -2 (corresponding to a false detection rate $\alpha < 5\%$), we can empirically estimate the number of occurrences needed for robust detection. Based on the observational data in Figure 5, we estimate that robust detection for BLOOM requires hashes to be duplicated 90 times or more. If StackExchange wished to do so, they could apply a robust data watermark by inserting a relatively small number of documents containing a secret hash. This is not a prohibitively large duplication requirement, suggesting that applying data watermarks may be feasible for rightholders with smaller document collections.

7 Future directions

Further research in several areas of data watermarks will enable its mainstream use. We proposed two

watermarks—one that we suggested hiding programmatically, and another that is imperceptible to humans. If the watermark is obvious, malicious model creators could tamper with the watermark. Hiding the watermark through word substitutions or semantic paraphrases (in the spirit of Venugopal et al., 2011) is a natural next step, which requires further study on watermark detectability and erasability (similar to Kirchenbauer et al., 2023b). The main contribution of this work is to relate basic aspects of watermark design to the detection strength. We hope that future work uses our insights as a guide in designing stealthy data watermarks. Finally, pretrained language models are often fine-tuned on human feedback (Ouyang et al., 2022), and whether data watermarks persist after fine-tuning requires additional study.

Beyond supporting a right to opt-out, data watermarks may also have the potential to meaningfully contribute to the discourse on data stewardship for responsible machine learning (Peng et al., 2021). One important question in this area is how to mitigate the risks of unintended usages of open data (Tarkowski and Warso, 2022). Chan et al. (2023) propose to establish a public trust for the digital commons, where data watermarks could be used to verify whether models were trained on open data. The trust could then ensure their compliance with standards that align with the public interest. Methods that strengthen the relationship between a model and its training data, such as data watermarks, may open up new legal frontiers and present opportunities for training data to play a role in a model’s responsible deployment.

8 Conclusion

To support a right to opt-out of model training, our work proposes the study of data watermarks. These watermarks provide statistical evidence on whether rightholders’ data has been trained on. By relating aspects of watermark design to the strength of its detection, our insights lay the groundwork for future work on data watermarks. Scaling experiments show that data watermarks are stronger for larger models, and a post-hoc study on naturally occurring SHA hashes confirms that random sequences watermarks could be detected in BLOOM-176B if it occurred more than 90 times in the training data. Together, our results point towards a promising future for data watermarks in real world use.

9 Limitations

Limitations of the methodology. The methods here cannot detect membership of arbitrary data, and a data collection has to be carefully prepared before public release. In the context of supporting a right to opt-out, we find the relaxations in §1 to be practical, and show that data watermarks can provide strong statistical guarantees (Oren et al., 2023, studies a similar setting with restrictive assumptions). As testing for data watermarks is an auditing procedure, it relies on some form of black-box access, as opposed to observing output text alone. We assumed access to the log-probabilities of the model’s predictions, but extra steps may be involved to obtain the log probabilities from restrictive APIs (Morris et al., 2023). On the design of the watermarks, both the random and unicode watermarks can be removed or manipulated, and creating undetectable and un-eraseable watermarks requires further study. Different training procedures such as differentially private optimization may prevent watermark memorization (Abadi et al., 2016), but such optimization may also serve a dual purpose in enabling the fair use of the data (Henderson et al., 2023).

Limitations of the application setting. This work focuses on detecting unauthorized usage of data, which fundamentally assumes that model creators are unwilling to disclose the contents of their training data. Without this assumption, using data watermarks to detect dataset membership would be unnecessary. Having motivated our work with real examples of legal negotiation (see §1), we believe that data watermarks are relevant while new legal developments are underway. As of now, adopting transparency measures are voluntary but could be backed by legislation similar to the reporting requirements in the EU AI Act⁹. However, the scope of such transparency requirements will be dependent on the jurisdiction, and data watermarks will continue to be relevant where transparency requirements are weak. With additional regulatory support, we highlight a few sociotechnical solutions, such as better data documentation tools and responsible reporting, which can efficiently address membership queries and other societal concerns (Marone and Van Durme, 2023; Mitchell et al., 2019).

Authors’ positionality In building technical tools to support a right to opt-out, amongst the

many use cases, enforcing copyright is a major one. Building tools to support copyright law is not an ethically neutral position, and we acknowledge the potential for unethical abuse of copyright law, such as enabling censorship (Tehrani, 2015). Despite these concerns, we believe that it is valuable to conduct technical research that complements existing legal systems. As a technique that strengthens the relationship between models and their training data, data watermarks have the potential to broaden the legal discourse on large language models.

References

- Martín Abadi, Andy Chu, Ian J. Goodfellow, H. Brendan McMahan, Ilya Mironov, Kunal Talwar, and Li Zhang. 2016. *Deep learning with differential privacy*. In *Proceedings of the 2016 ACM SIGSAC Conference on Computer and Communications Security, Vienna, Austria, October 24-28, 2016*, pages 308–318. ACM.
- Alex Andonian, Quentin Anthony, Stella Biderman, Sid Black, Preetham Gali, Leo Gao, Eric Hallahan, Josh Levy-Kramer, Connor Leahy, Lucas Nestler, Kip Parker, Michael Pieler, Jason Phang, Shivanshu Purohit, Hailey Schoelkopf, Dashiell Stander, Tri Songz, Curt Tigges, Benjamin Thérien, Phil Wang, and Samuel Weinbach. 2023. *GPT-NeoX: Large Scale Autoregressive Language Modeling in PyTorch*.
- Stella Biderman, Hailey Schoelkopf, Quentin Gregory Anthony, Herbie Bradley, Kyle O’Brien, Eric Hallahan, Mohammad Aflah Khan, Shivanshu Purohit, USVSN Sai Prashanth, Edward Raff, Aviya Skowron, Lintang Sutawika, and Oskar van der Wal. 2023. *Pythia: A suite for analyzing large language models across training and scaling*. In *International Conference on Machine Learning, ICML 2023, 23-29 July 2023, Honolulu, Hawaii, USA*, volume 202 of *Proceedings of Machine Learning Research*, pages 2397–2430. PMLR.
- Nicholas P. Boucher, Ilia Shumailov, Ross Anderson, and Nicolas Papernot. 2021. *Bad Characters: Imperceptible NLP Attacks*. *2022 IEEE Symposium on Security and Privacy (SP)*, pages 1987–2004.
- Tom Brown, Benjamin Mann, Nick Ryder, Melanie Subbiah, Jared D Kaplan, Prafulla Dhariwal, Arvind Neelakantan, Pranav Shyam, Girish Sastry, Amanda Askell, Sandhini Agarwal, Ariel Herbert-Voss, Gretchen Krueger, Tom Henighan, Rewon Child, Aditya Ramesh, Daniel Ziegler, Jeffrey Wu, Clemens Winter, Chris Hesse, Mark Chen, Eric Sigler, Mateusz Litwin, Scott Gray, Benjamin Chess, Jack Clark, Christopher Berner, Sam McCandlish, Alec Radford, Ilya Sutskever, and Dario Amodei. 2020. *Language models are few-shot learners*. In *Advances in Neural Information Processing Systems*, volume 33, pages 1877–1901. Curran Associates, Inc.

⁹COM(2021) 206 final.

- Nicholas Carlini, Steve Chien, Milad Nasr, Shuang Song, Andreas Terzis, and Florian Tramèr. 2022. [Membership inference attacks from first principles](#). In *43rd IEEE Symposium on Security and Privacy, SP 2022, San Francisco, CA, USA, May 22-26, 2022*, pages 1897–1914. IEEE.
- Nicholas Carlini, Chang Liu, Úlfar Erlingsson, Jernej Kos, and Dawn Song. 2019. [The secret sharer: Evaluating and testing unintended memorization in neural networks](#). In *28th USENIX Security Symposium, USENIX Security 2019, Santa Clara, CA, USA, August 14-16, 2019*, pages 267–284. USENIX Association.
- Nicholas Carlini, Florian Tramèr, Eric Wallace, Matthew Jagielski, Ariel Herbert-Voss, Katherine Lee, Adam Roberts, Tom Brown, Dawn Song, Úlfar Erlingsson, Alina Oprea, and Colin Raffel. 2021. [Extracting training data from large language models](#). In *30th USENIX Security Symposium (USENIX Security 21)*, pages 2633–2650. USENIX Association.
- Alan Chan, Herbie Bradley, and Nitarshan Rajkumar. 2023. [Reclaiming the digital commons: A public data trust for training data](#). In *Proceedings of the 2023 AAAI/ACM Conference on AI, Ethics, and Society, AIES '23*, page 855–868, New York, NY, USA. Association for Computing Machinery.
- Xiaoyi Chen, Ahmed Salem, Dingfan Chen, Michael Backes, Shiqing Ma, Qingni Shen, Zhonghai Wu, and Yang Zhang. 2021. [Badnl: Backdoor attacks against nlp models with semantic-preserving improvements](#). In *Annual Computer Security Applications Conference, ACSAC '21*, page 554–569, New York, NY, USA. Association for Computing Machinery.
- Leo Gao, Stella Biderman, Sid Black, Laurence Golding, Travis Hoppe, Charles Foster, Jason Phang, Horace He, Anish Thite, Noa Nabeshima, Shawn Presser, and Connor Leahy. 2020. [The Pile: An 800gb dataset of diverse text for language modeling](#). *arXiv preprint arXiv:2101.00027*.
- Kai Greshake, Sahar Abdelnabi, Shailesh Mishra, Christoph Endres, Thorsten Holz, and Mario Fritz. 2023. [Not what you've signed up for: Compromising real-world llm-integrated applications with indirect prompt injection](#).
- Peter Henderson, Xuechen Li, Dan Jurafsky, Tatsunori Hashimoto, Mark A. Lemley, and Percy Liang. 2023. [Foundation models and fair use](#).
- Jordan Hoffmann, Sebastian Borgeaud, Arthur Mensch, Elena Buchatskaya, Trevor Cai, Eliza Rutherford, Diego de Las Casas, Lisa Anne Hendricks, Johannes Welbl, Aidan Clark, Tom Hennigan, Eric Noland, Katie Millican, George van den Driessche, Bogdan Damoc, Aurelia Guy, Simon Osindero, Karen Simonyan, Erich Elsen, Jack W. Rae, Oriol Vinyals, and Laurent Sifre. 2022. [Training compute-optimal large language models](#).
- Hongsheng Hu, Zoran Salcic, Lichao Sun, Gillian Dobbie, Philip S Yu, and Xuyun Zhang. 2022. [Membership inference attacks on machine learning: A survey](#). *ACM Computing Surveys (CSUR)*, 54(11s):1–37.
- Nikhil Kandpal, Eric Wallace, and Colin Raffel. 2022. [Deduplicating training data mitigates privacy risks in language models](#). In *International Conference on Machine Learning, ICML 2022, 17-23 July 2022, Baltimore, Maryland, USA*, volume 162 of *Proceedings of Machine Learning Research*, pages 10697–10707. PMLR.
- Paul Keller. 2023. [Protecting creatives or impeding progress?](#)
- John Kirchenbauer, Jonas Geiping, Yuxin Wen, Jonathan Katz, Ian Miers, and Tom Goldstein. 2023a. [A watermark for large language models](#).
- John Kirchenbauer, Jonas Geiping, Yuxin Wen, Manli Shu, Khalid Saifullah, Kezhi Kong, Kasun Fernando, Aniruddha Saha, Micah Goldblum, and Tom Goldstein. 2023b. [On the reliability of watermarks for large language models](#). *CoRR*, abs/2306.04634.
- Hugo Laurençon, Lucile Saulnier, Thomas Wang, Christopher Akiki, Albert Villanova del Moral, Teven Le Scao, Leandro von Werra, Chenghao Mou, Eduardo González Ponferrada, Huu Nguyen, Jörg Froberg, Mario Sasko, Quentin Lhoest, Angelina McMillan-Major, Gérard Dupont, Stella Biderman, Anna Rogers, Loubna Ben Allal, Francesco De Toni, Giada Pistilli, Olivier Nguyen, Somaieh Nikpoor, Maraim Masoud, Pierre Colombo, Javier de la Rosa, Paulo Villegas, Tristan Thrush, Shayne Longpre, Sebastian Nagel, Leon Weber, Manuel Muñoz, Jian Zhu, Daniel van Strien, Zaid Alyafeai, Khalid Almubarak, Minh Chien Vu, Itziar Gonzalez-Dios, Aitor Soroa, Kyle Lo, Manan Dey, Pedro Ortiz Suarez, Aaron Gokaslan, Shamik Bose, David Ifeoluwa Adelani, Long Phan, Hieu Tran, Ian Yu, Suhas Pai, Jenny Chim, Violette Lepercq, Suzana Ilic, Margaret Mitchell, Alexandra Sasha Luccioni, and Yacine Jernite. 2022. [The bigscience ROOTS corpus: A 1.6tb composite multilingual dataset](#). In *Advances in Neural Information Processing Systems 35: Annual Conference on Neural Information Processing Systems 2022, NeurIPS 2022, New Orleans, LA, USA, November 28 - December 9, 2022*.
- Inbal Magar and Roy Schwartz. 2022. [Data contamination: From memorization to exploitation](#). In *Proceedings of the 60th Annual Meeting of the Association for Computational Linguistics (Volume 2: Short Papers)*, pages 157–165, Dublin, Ireland. Association for Computational Linguistics.
- Marc Marone and Benjamin Van Durme. 2023. [Data portraits: Recording foundation model training data](#).
- Margaret Mitchell, Simone Wu, Andrew Zaldivar, Parker Barnes, Lucy Vasserman, Ben Hutchinson, Elena Spitzer, Inioluwa Deborah Raji, and Timnit Gebru. 2019. [Model cards for model reporting](#). In

- Proceedings of the Conference on Fairness, Accountability, and Transparency, FAT* 2019, Atlanta, GA, USA, January 29-31, 2019*, pages 220–229. ACM.
- John X. Morris, Wenting Zhao, Justin T. Chiu, Vitaly Shmatikov, and Alexander M. Rush. 2023. [Language model inversion](#).
- Yonatan Oren, Nicole Meister, Niladri Chatterji, Faisal Ladhak, and Tatsunori B. Hashimoto. 2023. [Proving test set contamination in black box language models](#).
- Long Ouyang, Jeffrey Wu, Xu Jiang, Diogo Almeida, Carroll L. Wainwright, Pamela Mishkin, Chong Zhang, Sandhini Agarwal, Katarina Slama, Alex Ray, John Schulman, Jacob Hilton, Fraser Kelton, Luke Miller, Maddie Simens, Amanda Askell, Peter Welinder, Paul F. Christiano, Jan Leike, and Ryan Lowe. 2022. [Training language models to follow instructions with human feedback](#). In *NeurIPS*.
- Kenneth Peng, Arunesh Mathur, and Arvind Narayanan. 2021. [Mitigating dataset harms requires stewardship: Lessons from 1000 papers](#). In *Proceedings of the Neural Information Processing Systems Track on Datasets and Benchmarks 1, NeurIPS Datasets and Benchmarks 2021, December 2021, virtual*.
- Aleksandra Piktus, Christopher Akiki, Paulo Villegas, Hugo Laurençon, Gérard Dupont, Sasha Luccioni, Yacine Jernite, and Anna Rogers. 2023. [The ROOTS search tool: Data transparency for llms](#). In *Proceedings of the 61st Annual Meeting of the Association for Computational Linguistics: System Demonstrations, ACL 2023, Toronto, Canada, July 10-12, 2023*, pages 304–314. Association for Computational Linguistics.
- Ronald L. Rivest. 1992. [The MD5 message-digest algorithm](#). *RFC*, 1321:1–21.
- Alexandre Sablayrolles, Matthijs Douze, Cordelia Schmid, and Hervé Jégou. 2020. [Radioactive data: tracing through training](#). In *Proceedings of the 37th International Conference on Machine Learning, ICML 2020, 13-18 July 2020, Virtual Event*, volume 119 of *Proceedings of Machine Learning Research*, pages 8326–8335. PMLR.
- Teven Le Scao, Angela Fan, Christopher Akiki, Elie Pavlick, Suzana Ilic, Daniel Hesslow, Roman Castagné, Alexandra Sasha Luccioni, François Yvon, Matthias Gallé, Jonathan Tow, Alexander M. Rush, Stella Biderman, Albert Webson, Pawan Sasanka Ammanamanchi, Thomas Wang, Benoît Sagot, Niklas Muennighoff, Albert Villanova del Moral, Olatunji Ruwase, Rachel Bawden, Stas Bekman, Angelina McMillan-Major, Iz Beltagy, Huu Nguyen, Lucile Saulnier, Samson Tan, Pedro Ortiz Suarez, Victor Sanh, Hugo Laurençon, Yacine Jernite, Julien Launay, Margaret Mitchell, Colin Raffel, Aaron Gokaslan, Adi Simhi, Aitor Soroa, Alham Fikri Aji, Amit Alfassy, Anna Rogers, Ariel Kreisberg Nitzav, Canwen Xu, Chenghao Mou, Chris Emezue, Christopher Klamm, Colin Leong, Daniel van Strien, David Ifeoluwa Adelani, and et al. 2022. [BLOOM: A 176b-parameter open-access multilingual language model](#). *CoRR*, abs/2211.05100.
- Reza Shokri, Marco Stronati, Congzheng Song, and Vitaly Shmatikov. 2017. [Membership inference attacks against machine learning models](#). In *2017 IEEE Symposium on Security and Privacy, SP 2017, San Jose, CA, USA, May 22-26, 2017*, pages 3–18. IEEE Computer Society.
- Ruixiang Tang, Qizhang Feng, Ninghao Liu, Fan Yang, and Xia Hu. 2023. [Did you train on my dataset? towards public dataset protection with cleanlabel backdoor watermarking](#). *SIGKDD Explor. Newsl.*, 25(1):43–53.
- Alek Tarkowski and Zuzanna Warso. 2022. [Ai_Commons](#). *Open Future*. <https://openfuture.pubpub.org/pub/ai-commons>.
- John Tehranian. 2015. The new censorship. *Iowa L. Rev.*, 101:245.
- Kushal Tirumala, Aram Markosyan, Luke Zettlemoyer, and Armen Aghajanyan. 2022a. [Memorization without overfitting: Analyzing the training dynamics of large language models](#). In *Advances in Neural Information Processing Systems*, volume 35, pages 38274–38290. Curran Associates, Inc.
- Kushal Tirumala, Aram H. Markosyan, Luke Zettlemoyer, and Armen Aghajanyan. 2022b. [Memorization without overfitting: Analyzing the training dynamics of large language models](#). In *NeurIPS*.
- Ashish Venugopal, Jakob Uszkoreit, David Talbot, Franz Och, and Juri Ganitkevitch. 2011. [Watermarking the outputs of structured prediction with an application in statistical machine translation](#). In *Proceedings of the 2011 Conference on Empirical Methods in Natural Language Processing*, pages 1363–1372, Edinburgh, Scotland, UK. Association for Computational Linguistics.
- Eric Wallace, Tony Zhao, Shi Feng, and Sameer Singh. 2021. [Concealed data poisoning attacks on NLP models](#). In *Proceedings of the 2021 Conference of the North American Chapter of the Association for Computational Linguistics: Human Language Technologies*, pages 139–150, Online. Association for Computational Linguistics.
- Chiyuan Zhang, Daphne Ippolito, Katherine Lee, Matthew Jagielski, Florian Tramèr, and Nicholas Carlini. 2021. [Counterfactual memorization in neural language models](#). *CoRR*, abs/2112.12938.

A Normality of null distributions

The null distribution is composed of random watermark losses, which are average losses over tokens. The tokens losses may not be independent to each other so the null distributions may not be normal. Normality of the null distribution does not affect the validity of the hypothesis test (see 3.1).

Normality of the null distribution can aid in interpreting the Z -scores (if the null is normal, a Z -score of -2 corresponds to $p \approx 0.05$). We perform normality tests with QQ plots in Figure 6 and qualitatively show that null distributions for for different watermarks are roughly normal.

B Token rarity

A watermark is stronger if it is constructed from rare tokens. To better understand how vocabulary usage affects watermarks, we conduct an oracle study that uses the model’s tokenizer. In Figure 8, we construct our watermarks by sampling random sequences of tokens from different regions of the GPT2Tokenizer which are ordered by frequency (higher rank implies rarer tokens). In particular, instead of always sampling random characters from the first $[0 : 100]^{10}$ indexes of the GPT2Tokenizer (outlined in Section 3), we randomly sample from the range of $[i : i + 100]$, for $i \in \{0, 10000, 20000, 30000, 40000, 50000\}$. In 8(a), we see that random sequence watermarks composing of rarer tokens have lower Z -scores. Figure 8(b) shows that the test statistic of rarer-token watermarks are lower. We hypothesize that the usage of rarer tokens may induce larger gradient updates during training and exhibit better memorization.

C Additional details on the Unicode watermark

C.1 Unicode lookalikes

The mapping we use between ASCII characters and their Unicode lookalikes are provided below. There are 28 substitutions:

```
{
  "a": "\u0430", "c": "\u03f2",
  "e": "\u0435", "g": "\u0261",
  "i": "\u0456", "j": "\u03f3",
  "o": "\u03bf", "p": "\u0440",
  "s": "\u0455", "x": "\u0445",
```

```
"y": "\u0443", "A": "\u0391",
"B": "\u0392", "C": "\u03f9",
"E": "\u0395", "H": "\u0397",
"I": "\u0399", "J": "\u0408",
"K": "\u039a", "M": "\u039c",
"N": "\u039d", "O": "\u039f",
"P": "\u03a1", "S": "\u0405",
"T": "\u03a4", "X": "\u03a7",
"Y": "\u03a5", "Z": "\u0396"
```

}

C.2 Unicode watermark illustration

An illustration of tokenizations on the word-level Unicode watermark is provided in Table 1.

Seed	I	have	a	dream
0	40	423	12466, 108	4320
1	40	289, 16142, 85, 16843	257	288, 260, 16142, 76
2	40	289, 16142, 303	257	288, 260, 16142, 76

Table 1: Tokenizations of the word-level variant of the Unicode watermark by the GPT2Tokenizer. After choosing a seed, each word in the vocabulary is perturbed and we show its corresponding tokenization. Unicode lookalikes can break-up a common word into rare subwords.

C.3 Scaling results

The scaling results for the Unicode watermark are presented in Figure 7. In general, the same trends hold as here in the scaling of random sequence watermarks, but Unicode watermarks are generally weaker.

D Additional results on SHA hashes

D.1 Regex strings used to filter the hashes

The regular expressions used to extract the naturally occurring hashes from the StackExchange corpus are provided below:

- MD5: `\b[a-f0-9]{32}\b`
- SHA-256: `\b[a-f0-9]{64}\b`
- SHA-512: `\b[a-f0-9]{128}\b`

D.2 Results on BLOOM-7B

The testing results for BLOOM-7B are presented in Figure 9. The 7B model only memorizes the most duplicated hashes. For smaller model trained on large datasets, data watermarks may need to watermark many documents to be detected.

¹⁰following standard pythonic slicing notation

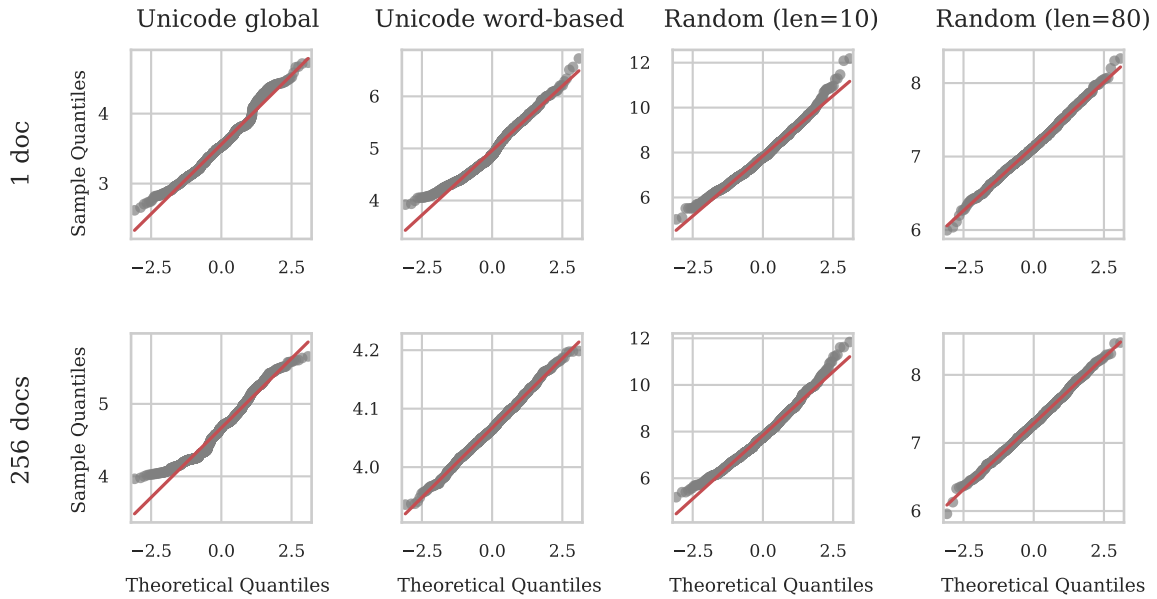


Figure 6: QQ-plots of null distributions across different experimental configurations. The null distributions visualized are individual runs from 70M model trained on a dataset of 100M tokens. Watermark type varies across columns, while number of watermarked documents varies across rows. In general, null distributions are qualitatively normal for word-based Unicode substitutions and random sequences, with minor deviations in the global variant of the Unicode experiments.

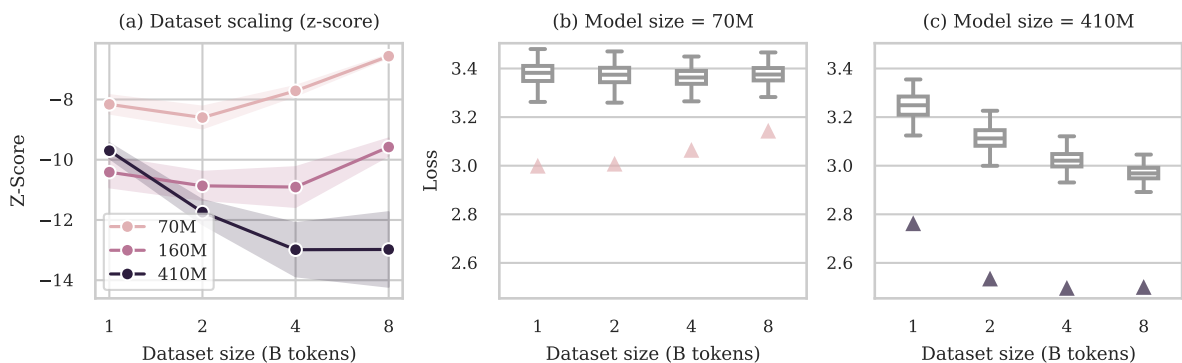


Figure 7: Experiments on the word-level Unicode watermarks under model and dataset scaling. All experiments watermark 256 documents. Results in (a) are averaged over 3 runs, and we visualize the null distribution and test statistic for one run in (b) and (c). (a) When scaling the training data watermarks become weaker. However, watermarks remain strong for larger models. (b) As dataset size scales, the watermark loss of the 70M model increases. (c) For the 410M model, as dataset size scales, both the null distribution and test statistic decrease.

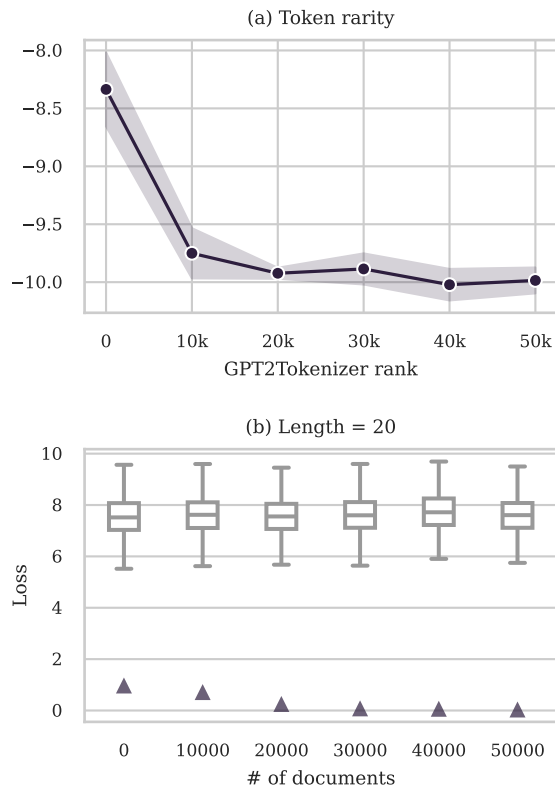


Figure 8: Experiments on watermarking strength and token rarity. Results are on 70M models trained on 100M tokens, averaged over 5 runs. 20-length random sequence watermarks were used and inserted into 256 documents. Random sequence watermarks composed of rarer tokens are stronger. Watermarks with rarer tokens have slightly lower loss after training.

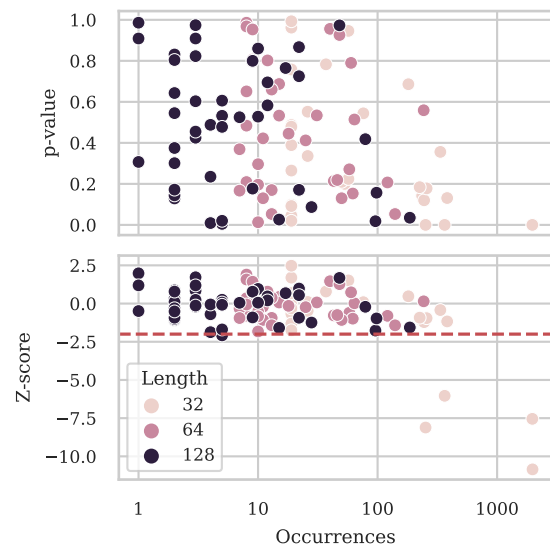


Figure 9: Test results on naturally occurring SHA and MD5 hashes in BLOOM-7B. Duplication rates are provided by the ROOTS search tool and occurrences may appear in the same document. The dotted line denotes a Z -score of -2 corresponding to a false detection rate of $\alpha = 0.05$.