

Temporal Analysis of Drifting Hashtags in Textual Data Streams: A Graph-Based Application

Cristiano M. Garcia^{a,b}, Alceu de Souza Britto Jr^{a,c}, Jean Paul Barddal^{a,*}

^a*Programa de Pós-graduação em Informática (PPGIA), Pontifícia Universidade Católica do Paraná (PUCPR), Curitiba, Paraná, Brazil*

^b*Instituto Federal de Santa Catarina (IFSC), Caçador, Santa Catarina, Brazil*

^c*Universidade Estadual de Ponta Grossa (UEPG), Ponta Grossa, Paraná, Brazil*

Abstract

Social media has played an important role since its emergence. People use the internet to express opinions about anything, making social media platforms a social sensor. Initially supported by Twitter, the hashtags are now in use on several social media platforms. Hashtags are helpful to tag, track, and group posts on similar topics. In this paper, we analyze hashtag drifts over time using concepts from graph analysis and textual data streams using the Girvan-Newman method to uncover hashtag communities in annual snapshots. More specifically, we analyzed the #mybodymychoice hashtag between 2018 and 2022. In addition, we offer insights about some hashtags found in the study. Furthermore, our approach can be useful for monitoring changes over time in opinions and sentiment patterns about an entity on social media. Even though the hashtag #mybodymychoice was initially coupled with women's rights, abortion, and bodily autonomy, we observe that it suffered drifts during the studied period across topics such as drug legalization, vaccination, political protests, war, and civil rights. The year 2021 was the most significant drifting year, in which the communities detected suggest that #mybodymychoice significantly drifted to vaccination and Covid-19-related topics.

Keywords: text drift, hashtag drift, temporal analysis, textual data streams

1. Introduction

The popularization of the Internet made it possible for people to express themselves in several ways via posts on social media using text, audio, videos, and pictures. People can also expose

*Corresponding author: jean.barddal@ppgia.pucpr.br
Preprint submitted to Information Sciences

opinions about any topic, e.g., politics, products, and sports, and engage in collective actions and social movements. Social media has also enabled social movements to take place worldwide. For instance, authors in [7] discuss the role of social media in the Egyptian Revolution in 2011. The authors in [10] analyzed Guatemalan users' posts on Facebook groups to evaluate whether social media helped the movement in defense of Rodrigo Rosenberg to go offline in 2010. In addition, the authors in [10] named these digital movements 'Activism 2.0', also due to Web 2.0, which includes social media networks. Another example of such activism in social media is the 'Arab Spring,' also discussed in several papers [16, 21, 5].

More recently, during the Covid-19 pandemic, several movements in favor and against vaccination and other aspects of the pandemic, e.g., lockdown, have emerged [17]. In [11], the authors discussed the use of *#mybodymychoice*, a feminist slogan to defend women's rights, used for opposing Covid-19 vaccination campaigns.

Twitter is one of the most popular social media platforms. Around 500 million tweets are posted per day in 2022¹. Each post is known as *tweet*. Its ease of posting and sharing information made it popular also for famous people, such as artists, athletes, and politicians. As of 2017, Twitter limits the post to 280 characters in its free version. In addition, people can tag their posts by using *hashtags*, leading to a post categorization. Researchers that need to evaluate information from *social sensors*, e.g., public opinion, resort to data from social media [18].

Inspired by the authors in [11], we also analyzed the Twitter stream regarding the hashtag *#mybodymychoice*, comprising the years between 2018 and 2022. The authors in [11] demonstrated how the hashtag mentioned before, originally used to defend the right to abortion and other bodily autonomy aspects, drifted over time, being also used in different topics. Our work technically analyzes the context evolution of the hashtag, originating from a textual data stream corresponding to *#mybodymychoice* without judging the validity of the related social causes or the drifts of this hashtag. In addition, different from [11], which split the stream using two events known beforehand, we leveraged the Girvan-Newman community detection algorithm [9] between years to evaluate the communities found.

This paper aims to analyze the drifts in the hashtag stream of *#mybodymychoice* using time slices corresponding to years between 2018 and 2022, inclusive. We applied the Girvan-Newman algorithm for community detection after each year was finished. We analyzed the most relevant,

¹<https://www.dsayce.com/social-media/tweets-day/>

i.e., the biggest, communities by evaluating the hashtags and their contexts. We are interested in analyzing the *#mybodymychoice*'s distancing from its original use or context. In addition, we listed the five most frequent hashtags per year. We consider drifts to have occurred whenever the hashtag is used in different contexts than its original. Therefore, our research questions are (RQ1) "How the hashtag *#mybodymychoice* evolved from 2018 to 2022?", and (RQ2) "What were the most significant hashtag drifts over time, considering the graph communities detected?". RQ1 aims to uncover drifts and their importance regarding a conceptual similarity to the original use of *#mybodymychoice*. RQ2 aims to find which topics other than women's rights, abortion, and bodily autonomy were frequent in the period analyzed.

The contribution of this work is two-fold: (i) the analysis of the hashtag stream respecting the textual data stream concepts and using graph-based approaches, including community detection between years, and (ii) to the best of our knowledge, this is the first time the Girvan-Newman algorithm was applied to a hashtag graph generated in a streaming fashion. A by-product of this work is the dataset containing hashtag stream regarding the *#mybodymychoice* hashtag between 2018 and 2022. This work may be relevant to applications that monitor sentiments or opinions regarding an entity on social media to recognize changes in patterns and behaviors.

This work is organized as follows. Section 2 presents the context background, including hashtags, textual data stream mining, graphs, and community detection. Section 3 describes the methodology used in the analysis, including the dataset collection and hashtags treatment. Section 4 presents the graph generation and implementation. Section 5 analyzes the hashtags that co-occur with *#mybodymychoice* to infer topics using community detection in graphs, considering the years between 2018 and 2022. Finally, Section 6 concludes this work and provides future directions.

2. Background

This section introduces the concepts to understand the approach. We present hashtags and their uses, textual data stream mining concepts, graphs, and community detection in graphs.

2.1. Hashtags

Hashtags are words starting with the hash character (#) used for social media post categorization. Hashtags, under the name of *channel tags*, were elaborated by Chris Messina in 2007

with the idea of creating groups on Twitter². Twitter adopted hashtags as a feature in 2009 [14], which proved helpful and, later, was also integrated into other social media platforms, such as Facebook³ in 2013.

Twitter post categorization or grouping leads to virtual community creation. This enables discussions on several aspects, and sometimes, online social movements go offline [16]. An example of a hashtag used in social discussion is *#mybodymychoice*. As pointed out in [11], the hashtag *#mybodymychoice* initially regarded women’s right to abortion and bodily autonomy. However, the authors in [11] found that between 2018 and 2021, this hashtag drifted to other topics, such as politics and civil rights.

This paper expands the analysis performed in [11] to 2022, considering hashtags co-occurrence and community detection via temporal graphs and textual streaming analysis. In our analysis, we intend to trace back the events that used particular hashtags to understand the hashtags’ occurrences. Therefore, this section presents textual data stream mining and its characteristics, graphs and their notation, and techniques for community detection in graphs.

2.2. Textual Data Stream Mining

Data streams are “an algorithmic abstraction that allows for real-time analytics” [8]. Data arrive sequentially (one by one or in small batches) and quickly in streaming settings. In addition, a data stream may be infinite and ephemeral, meaning that the data distribution may change over time, thus giving rise to a phenomenon named concept drift [1, 8].

Therefore, to learn from data streams, i.e., data stream mining, some capabilities desired for machine learning methods include [1, 8]: (a) learning quickly from the data as it arrives, (b) discarding data within a short time after learning from it, (c) performing single-pass processes, and (d) detecting and adapting to concept drifts.

Textual data streams are specializations of traditional data streams [19], i.e., it comprises a sequence of texts arriving continuously at a fast pace. However, processing texts in textual data stream scenarios is more challenging given the natural language processing (NLP)-related activities regarding, for example, vocabulary maintenance, token standardization, and processing texts only once.

²Available at: <https://factoryjoe.com/2007/08/25/groups-for-twitter-or-a-proposal-for-twitter-tag-channels/>, accessed on June 20th, 2023

³Available at: <https://about.fb.com/news/2013/06/public-conversations-on-facebook/>. Accessed on June 20th, 2023.

Our proposed approach focuses on processing textual data streams while accounting for the above-mentioned constraints. The exception regards graph community detection, detailed in Section 2.4, which is performed on a year-basis, and, thus, should be considered an *offline step*.

2.3. Graph

A graph G is a collection of edges E and vertices V . Each vertex can be linked to another vertex by an edge. Generally, vertices are visually represented as circles, and the edges as lines between vertices, as depicted in the example graph in Fig. 1. Edges are directed if the direction between vertices matters and are undirected otherwise. Edges may also be coupled with weights to denote additional information about the relationship between connected vertices.

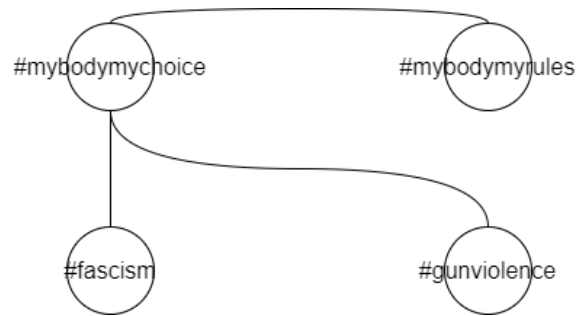


Figure 1: An example graph with four vertices (#hashtags) and three undirected edges (lines).

Graphs are relevant to denote entities and the relationships between them, being very useful in text analysis. For instance, to find relevant words in sentences, the vertices are the words, and the edges are their relationships [4]. In our proposal, vertices denote hashtags, and edges denote the co-occurrence between the linked hashtags. The edges are not weighted.

2.4. Community Detection in Graphs

Community detection in graphs groups nodes (vertices) with frequent links into a community. Criminal community detection [13], cattle trade movement [3], and disease spread dynamics [12] are applications that leverage community detection. Several community detection methods are available in the literature, such as the Louvain method [2], the Leiden algorithm [20], and the Girvan-Newman algorithm [9].

Similar to clustering, community detection demands the graph partition into densely connected nodes and nodes from a certain community to be far from those of other communities

[2]. According to [20], the Louvain method obtains weakly connected communities. To handle this characteristic, the authors in [20] added one more phase to the Louvain algorithm to obtain better-connected communities.

The Girvan-Newman algorithm [9] for community detection on graphs performs an iterative edge elimination. To consider an edge for elimination, it must be part of the highest number of shortest paths between nodes, i.e., betweenness centrality. After removing these edges, the communities are obtained. More specifically, the algorithm works in four steps [9]: (a) for all edges in the graph, compute the betweenness; (b) remove the edge with the highest betweenness; (c) for all edges affected by the edge removal in step (b), re-compute the betweenness; (d) return to step (b) until there is no edge remaining. We resorted to the Girvan-Newman algorithm because it generates consistent communities [15]. However, its trade-off lies in its complexity, which makes it not scalable for large networks [15].

Considering that we are using a textual data stream limited by a window and that the communities are detected in an offline step, community quality is the most important. Therefore, the Girvan-Newman algorithm’s complexity is not a concern in this particular scenario.

3. Methodology

In this section, the data collection is detailed, discussed, and the obtained dataset is described. In addition, we present the hashtags treatment.

3.1. Dataset description

The dataset regarding the *#mybodymychoice* hashtag comprises tweets from February 11th, 2018, to December 31st, 2022. Data was acquired using the Twitter API⁴ with the “*(#mybodymychoice) – is : retweet*” query, which ignores retweets (re-posts). In addition, we performed the collection respecting Twitter’s policies for that. We ignored retweets since they could bias our analysis by inflating the use of particular hashtags. The dataset totaled 255,131 valid tweets. Figure 2 depicts the tweet distribution over the analyzed period.

The peaks in Figure 2 provide interesting insights. To provide information to investigate the peaks, we collected the five most frequent hashtags in the months of interest, i.e., May 2019, August and September 2021, and May 2022. In the first peak, i.e., May 2019, the five most frequent

⁴<https://developer.twitter.com/en/docs/twitter-api>

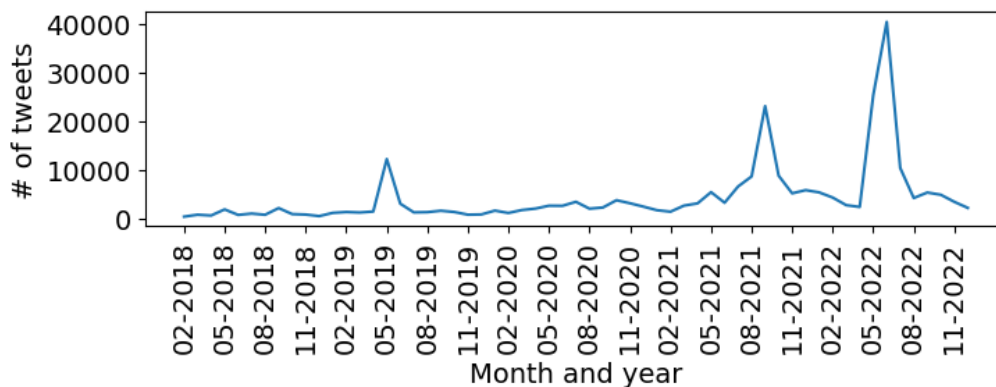


Figure 2: Number of tweets distributed across the period evaluated.

hashtags, together with their respective frequencies, were #prochoice (1090), #womensrightarehumansrights (863), #womensrights (728), #abortionisawomansright (713), and #stopthebans (552). Investigating this peak, we retrieved that in May 2019, several protests against abortion-related restrictions happened in the United States⁵.

Repeating the analysis for the second peak in August 2021, the five most frequent hashtags and respective frequencies were: #novaccinepassports (519), #freedom (443), #novaccinepassportsanywhere (397), #novaccinepassport (382), and #covid19 (330). We can see that this peak starts earlier than August. It matches the release of the European Union Digital Covid Certificate, released on July 1st, 2021⁶. In September, the most frequent hashtags were #womensrights (1321), #texaswaronwomen (1282), #abortionishealthcare (1268), #prochoice (1231), and #novaccinepassports (1187). The second hashtag provides interesting information about the “Texas war on women”. In Texas, protests against the state abortion-related laws emerged in this period⁷.

The third peak, between May and August 2022, reflects an important event regarding the #mybodymychoice. In June 2022, the US Supreme Court invalidated the Roe vs. Wade decision (which favored abortion in 1973)⁸.

⁵Available at: <https://www.npr.org/2019/05/21/725410050/across-the-country-protesters-rally-to-stop-states-abortion-bans>. Accessed on May 30th, 2023.

⁶Available at: https://commission.europa.eu/strategy-and-policy/coronavirus-response/safe-covid-19-vaccines-europeans/eu-digital-covid-certificate_en. Accessed on May 30th, 2023.

⁷Available at: <https://www.theguardian.com/global-development/2021/sep/18/texas-anti-abortion-law-shows-terrifying-fragility-of-womens-rights-say-activists>. Accessed on May 30th, 2023.

⁸Available at: https://www.supremecourt.gov/opinions/21pdf/19-1392_6j37.pdf. Accessed on May 30th, 2023.

In summary, the data collected provides several insights and reflects the past regarding the hashtag *#mybodymychoice*. The link for downloading the dataset and source code will be made upon paper acceptance.

3.2. Hashtags treatment

This work verifies the relationships of the hashtag *#mybodymychoice* over time. Therefore, the texts were discarded, links removed, and we leveraged only the hashtags in each tweet. Hashtags were converted into lowercase, and those with less than three characters were discarded. In addition, we removed special characters such as ‘;’, ‘!’, and ‘\n’.

4. Experimental Protocol

This section presents the graph generation process and its implementation, including the pseudocodes.

4.1. Graph generation

We generated graphs using their intrinsic characteristics: each node corresponded to a hashtag, and each edge between two nodes corresponded to their co-occurrence. We considered a hashtag valid once it appears in the dataset at least five times to ease the analyses and avoid noise. Considering the textual data stream setting, we perform the computation on-the-fly. It means that the graph generation process respects the textual data stream constraints. The only exception is the community detection performed at the end of each year (regarding the timestamp of the textual data stream).

In addition, to limit our analysis to the most recent and important hashtags, we used a 200-size window and a hashtag aging mechanism. In our approach, each hashtag has an age attribute. This attribute controls the hashtags to be considered in the analysis. Whenever a new hashtag is to be inserted, if the window is full, the oldest hashtag in the window is removed to accommodate the new hashtag. If the window is not full, the hashtag is added. In each iteration, the hashtags’ age is increased, except for the recently received hashtag.

4.2. Implementation

We implemented the code in Python 3.9. We plotted the graphs with the help of the Pyvis⁹ and NetworkX libraries¹⁰. The link for downloading the source code and dataset will be available upon paper acceptance. Algorithm 1 depicts the pseudocode. The algorithm receives a textual data stream TS and creates a new Graph with a window size of 200 and a minimum frequency of five. Line 2 starts the stream iteration; line 3 obtains the next text (tweet); line 4 extracts a list of hashtags, which is sent to the `add_node` graph's method, detailed in Algorithm 2.

Algorithm 1 Textual Data Stream Processing

Require: Textual data stream TS

```
1:  $g \leftarrow \text{new Graph}(200, 5)$ 
2: while  $TS \neq \emptyset$  do
3:    $\text{text} \leftarrow TS.\text{get\_next\_text}()$ 
4:    $\text{hashtags} \leftarrow \text{text}.\text{get\_hashtags}()$ 
5:    $g.\text{add\_node}(\text{hashtags})$  ▷ Algorithm 2
6: end while
```

The Algorithm 2 details the `add_node` method. In line 1, all the hashtags' age is incremented. In line 3, for each hashtag in the received list, we check if the hashtag is not in the vocabulary (`vocab`), i.e., it is not in the graph, if it is in the `pregraph`, and if its frequency reached five simultaneously. `Pregraph` is a graph's internal structure that stores the hashtags until they reach the minimum defined frequency. Also, `g.vocab` is the structure in which we control the existence of nodes, i.e., hashtags. Once a given hashtag reaches the minimum frequency, it can be added to the graph in line 4. In line 5, the hashtag is removed from the `pregraph`. If the condition in line 3 is not met, it is checked if the hashtag is in the `pregraph`. If the condition is met, its frequency is incremented. Next, we evaluate the remaining hashtags as connections. In line 10, we call the variable `other_hashtags`. The same process of checking existence in `g.vocab` and `pregraph` is performed between lines 12 and 18. In line 19, we connect the `hashtag` and the `other_hashtag`. In lines 20 and 21, we reset the age of `hashtag` and `other_hashtag`. The age reset is important so the window can identify and remove stale hashtags when opportune.

⁹<https://pyvis.readthedocs.io/en/latest/>

¹⁰<https://networkx.org/>

Algorithm 2 Add node mechanism

Require: Hashtags list *hashtags***Require:** Graph *g*

```
1: g.grow_old()
2: for each hashtag in hashtags do
3:   if hashtag  $\notin$  g.vocab and hashtag  $\in$  g.pregraph and g.pregraph(hashtag)  $\geq$  5 then
4:     g.create_node(hashtag)
5:     g.pregraph.remove(hashtag)
6:   else if hashtag  $\in$  g.pregraph then
7:     g.pregraph(hashtag).increment()
8:     continue
9:   end if
10:  other_hashtags  $\leftarrow$  hashtags – hashtag
11:  for each co_hashtag in other_hashtags do
12:    if co_hashtag  $\notin$  g.vocab and co_hashtag  $\in$  g.pregraph and
    g.pregraph(co_hashtag)  $\geq$  5 then
13:      g.create_node(co_hashtag)
14:      g.pregraph.remove(co_hashtag)
15:    else if co_hashtag  $\in$  g.pregraph then
16:      g.pregraph(co_hashtag).increment()
17:      continue
18:    end if
19:    hashtag.add_connection(other_hashtag)
20:    hashtag.age  $\leftarrow$  0
21:    other_hashtag.age  $\leftarrow$  0
22:  end for
23: end for
```

It is important to mention that we do not include the hashtag *#mybodymychoice* because all the nodes would be connected to the *#mybodymychoice*'s node.

5. Results

This section shows the results obtained sliced by year. As mentioned, we considered the most relevant communities for analysis. It is crucial to highlight that the graphs are not reset between years: they are constructed and updated incrementally. However, the colors have no correspondence across the years. For example, the cluster in green in 2018 may not be the same in green in 2019.

5.1. Analysis of 2018

Figure 3 depicts the remaining hashtags after the process described in Section 4. Each color represents a community detected by the Girvan-Newman method.

The largest community, i.e., in green, regards hashtags such as *#safeabortion*, *#healthcare*, *#reprorights*, *#birthcontrol*, and *#plannedparenthood*. Therefore, this community is closely related to its original context: feminism and bodily autonomy, also considering abortion aspects. Fig. 4 partially shows the green community zoomed in. The community in purple regards different aspects, such as *#feminism*, *#vibes*, *#tattoo*, and *#gaypower*. The terms are mixed, and it is impossible to infer an exact context. Fig. 5 partially depicts this community.

Conversely, the community in orange, i.e., the community at the bottom left, considers hashtags that refer to civil rights, for example, *#blacklivesmatter*, *#noracistwall*, *#resistance*, and *#votethemout*. The community in yellow regards hashtags such as *#youdontownme*, *#fridaythoughts*, and *#impeachtrump*. Although they are closely connected, inferring a context is impossible. Figs. 6 and 7 show the communities in orange and yellow, respectively. Some labels are not shown due to the existence of swear words.

The community in blue considers the use of drugs. The hashtags that prevail are: *#novictimnocrime*, *#recreationalcannabis*, *#legalisecannabis*, and *#cannabisismedicine*. Fig. 8 depicts the blue community.

In summary, regarding 2018, the hashtag *#mybodymychoice* was used in different contexts than its original one, drifting to civil rights, the use of drugs, and politics. However, the largest community regards the original context: feminism, abortion, and women's bodily autonomy.

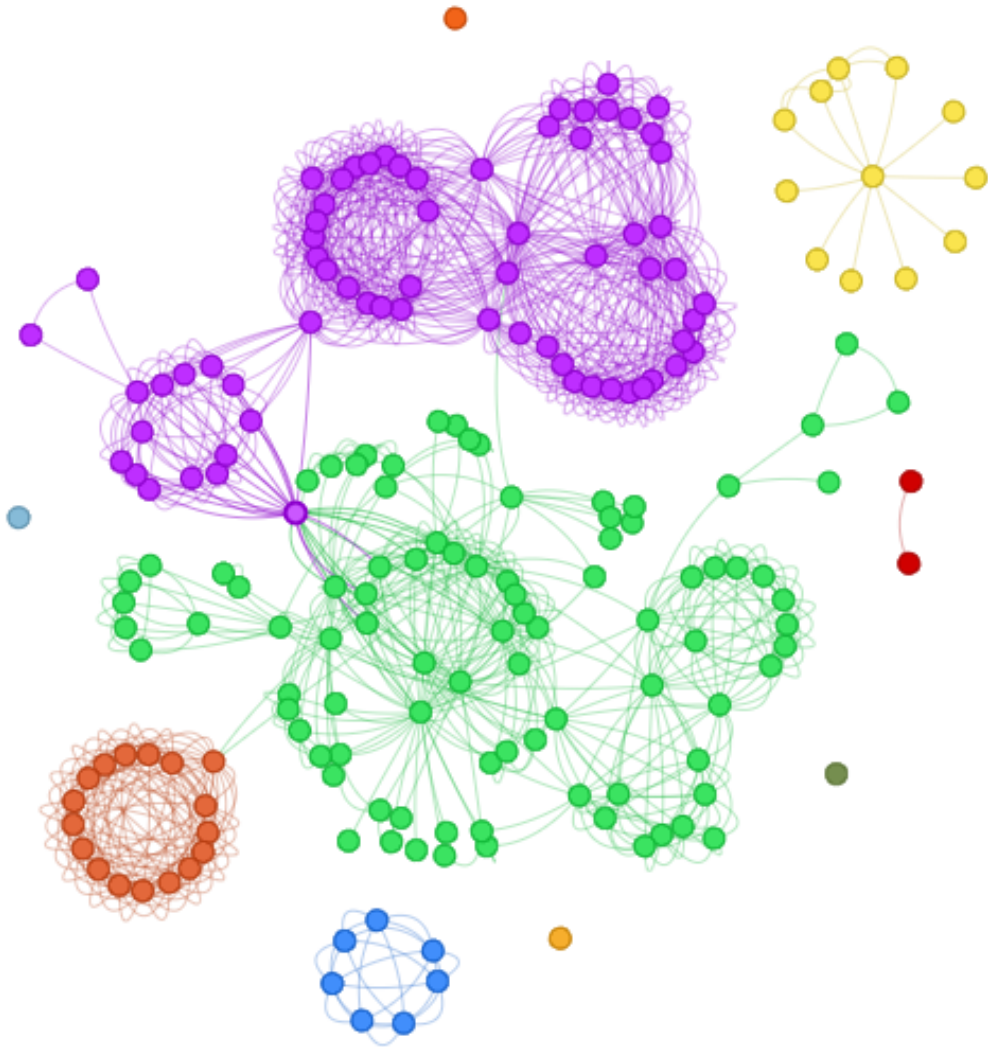


Figure 3: Relationship between hashtags, considering their co-occurrences. The colors represent the communities generated by the Girvan-Newman method. Best viewed in color.

The five most frequent hashtags in 2018 and respective frequencies were: #prochoice (987), #repealthe8th (532), #womensrights (482), #metoo (379), and #fbr (339).

5.2. Analysis of 2019

Fig. 9 shows the communities detected by the Girvan-Newman method from the graph updated until the end of 2019. The biggest community is the purple one, partially depicted in Fig.

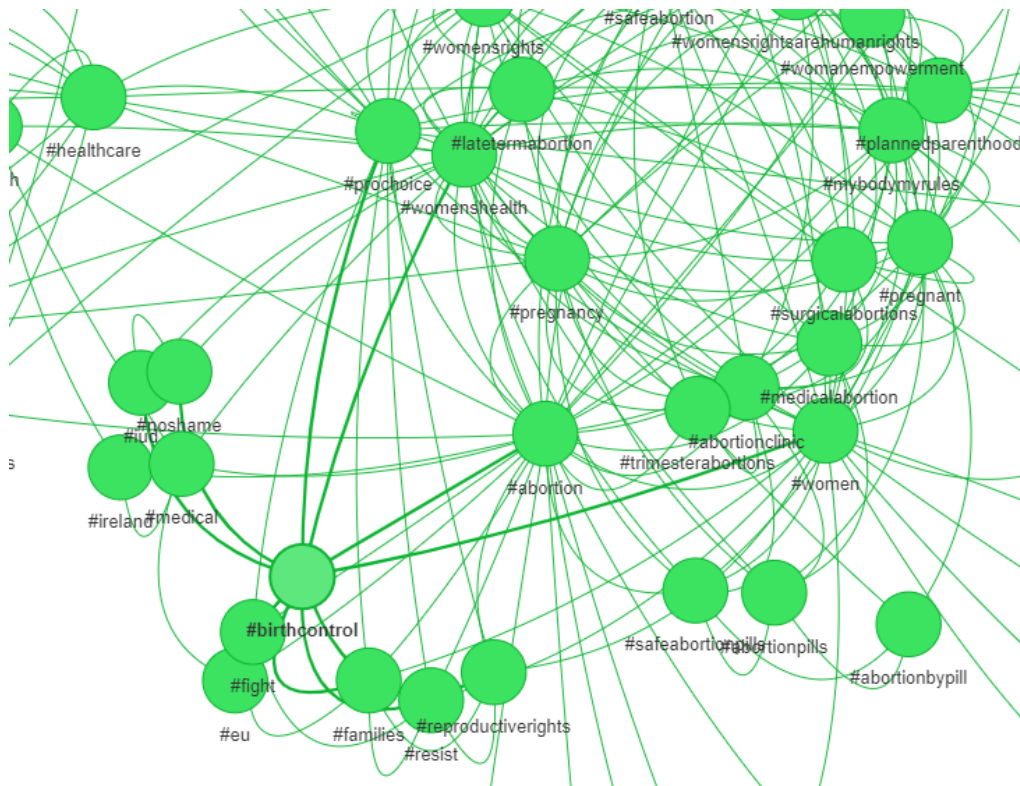


Figure 4: Part of the green community from 2018.

10. This community includes hashtags across different topics such as #humanrights, #vaccination, #forcedvaccination, #drugs, #prochoice, #climateemergency, #greennewdeal, and #presidentberniesanders. Therefore, at first sight, it ranges from human rights to politics. According to his official website¹¹, Bernie Sanders considers abortion a constitutional right. Therefore, it makes sense that the hashtag #presidentberniesanders and other hashtags which seem to be related to Bernie Sanders' campaign for president in the United States appear together with #prochoice and #humanrights. In addition, #greennewdeal is a topic of his campaign related to environmental issues. In essence, this community regards the civil rights and campaign topics of Bernie Sanders.

The community in blue also stands out. It contains hashtags such as #mykidsmychoice, #votethemout, #firstamendment, #votenos2173, and #killbills2173. The hashtag #votethemout

¹¹ Available at: <https://berniesanders.com/issues/reproductive-justice-all/>. Accessed on May 27th, 2023

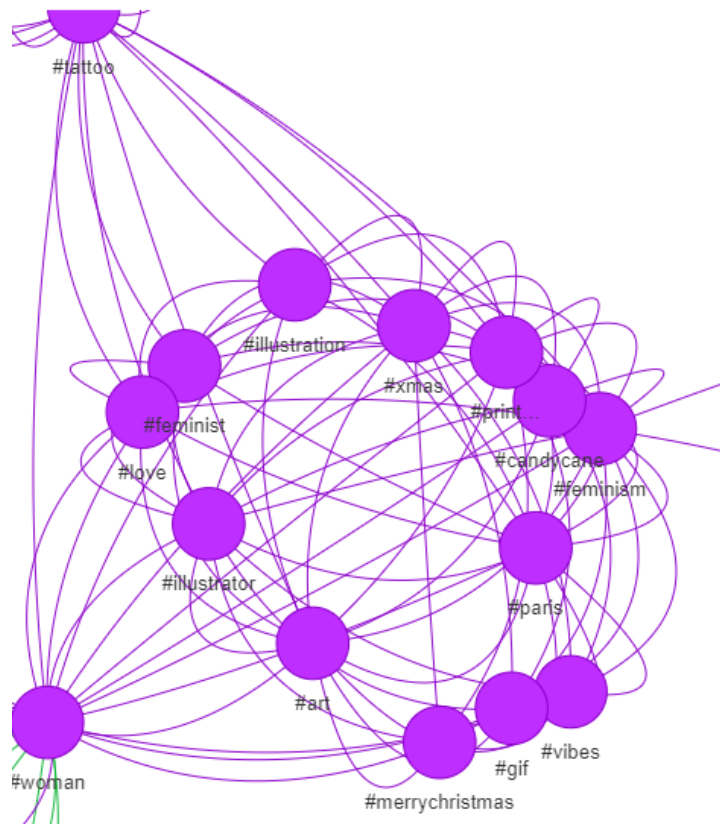


Figure 5: Part of the purple community from 2018.

is probably related to the unacceptance of the government in charge in 2019. The hashtag #first-amendment prevents the US government from making laws prohibiting religions and their exercise¹². In addition, #killbills2173 and #votenos2173 regard Bill S2173¹³, which intended to eliminate the religious exemption for mandatory childhood vaccination. Therefore, this community combines hashtags related to religion, politics, and vaccination. Fig. 11 shows the major part of the community in blue.

The community in blue-gray, i.e., at the center top, considers hashtags such as #prolife, #adoption, #endabortion, #rescuethepreborn, and #restorefamilies. This community is undoubtedly anti-abortion. Conversely, the dark-orange-colored community contains hashtags such as

¹²Available at: <https://www.whitehouse.gov/about-the-white-house/our-government/the-constitution>. Accessed on May 27th, 2023.

¹³Available at: <https://www.billtrack50.com/BillDetail/966141>. Accessed on May 31st, 2023.

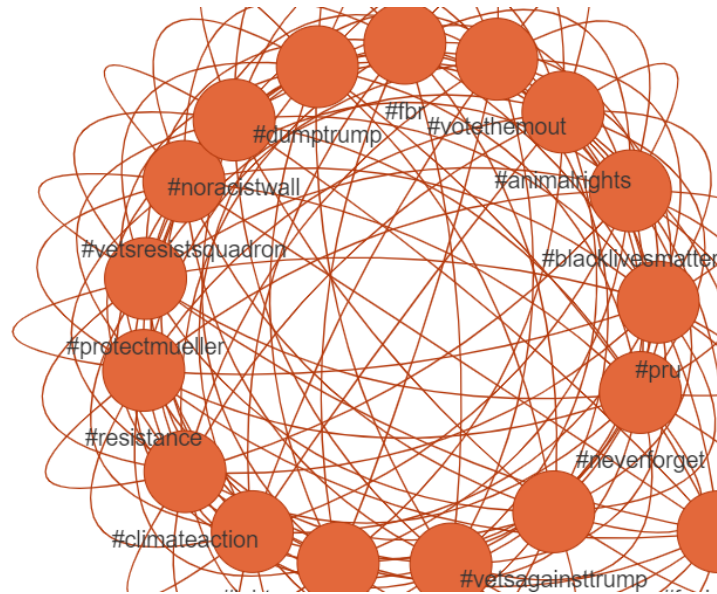


Figure 6: Part of the orange community from 2018.

#nojustice4men, #womenempowerment, #nolaw4man, #norepublic4men, and #genderbiased-laws. It seems that this community regards feminism or might be considered hate speech. Figs. 12 and 13 shows the blue-gray and the dark-orange communities, respectively.

It is also possible to notice that new communities are growing in 2019 but still have a few components. In addition, we see that the *#mybodmychoice* regards vaccination, feminism, civil rights, and politics in this time slice. The five most frequent hashtags in 2019 and respective frequencies were: *#prochoice* (2451), *#womensrights* (1384), *#womensrightsarehumanrights* (1207), *#abortionisawomansright* (916), and *#abortion* (905).

5.3. Analysis of 2020

Fig. 14 depicts the communities discovered by the Girvan-Newman algorithm considering the hashtags until the end of 2020. Two big communities draw attention: those in blue and yellow.

Exploring the biggest community, i.e., the blue-colored community, we see hashtags such as *#abortion*, *#abortionrights*, *#reproductivehealth*, *#womensrights*, *#abortionishealthcare*, *#abortionwithoutborders*, and *#abortionisnotacrime*. In addition, hashtags in languages other than English expressing the same stance are present, i.e., *#abortolegal* (“legal abortion” in Portuguese



Figure 7: Part of the yellow community from 2018.

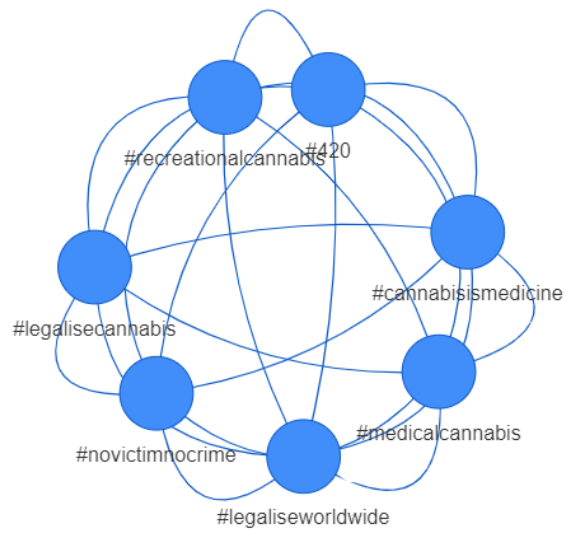


Figure 8: Blue community from 2018.

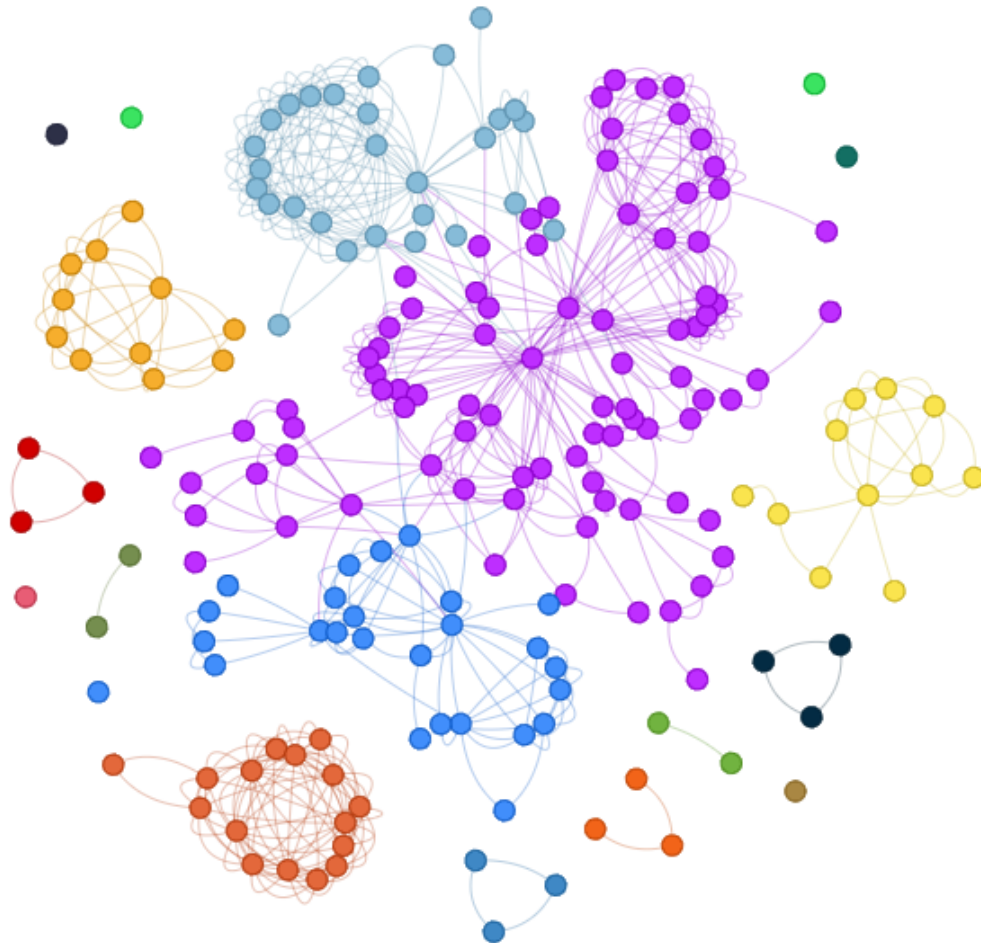


Figure 9: Relationship between hashtags, considering their co-occurrences regarding 2019. The colors represent the communities generated by the Girvan-Newman method. Best viewed in color.

or Spanish), #avortement (“abortion” in French), and #abortolegalya (“legal abortion now” in Spanish). However, since #abortion is present in this community, opinions against abortion are present, for example, the hashtags #rescuethereborn, #chooselife, #savethebabyhumans, and #endabortions. Therefore, this community, depicted in Fig. 15, combines hashtags in favor and against abortion.

In the yellow community, the terms draw attention. In 2019, the first terms related to regular vaccination appeared. However, in the 2020 analysis, several terms regarding Covid-19 vaccination emerged.

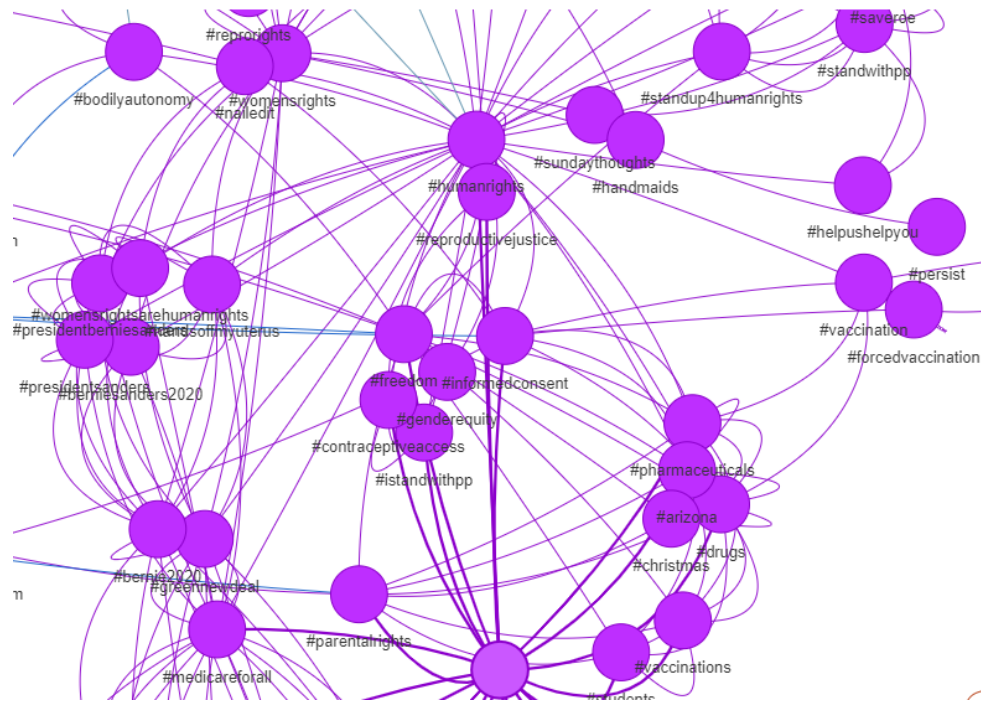


Figure 10: Part of the purple community from 2019.

In November 2019, a new pneumonia-related disease appeared in China, later named Covid-19, after *coronavirus disease* and the year this disease emerged. Due to its ease to spread and severity, the World Health Organization (WHO) declared Covid-19 a global pandemic in March 2020 [6]. Therefore, WHO suggested measures to prevent the Covid-19 spread, such as wearing masks, keeping distance from other people, and washing hands¹⁴. The US Food and Drugs Association (FDA) authorized the first Covid-19 vaccine for emergency use in December 2020¹⁵.

Thus, 2020 was a year of changes in daily life, and the hashtags demonstrate that. Hashtags such as #nomoremasks, #masksdontwork, #lockdownsdontwork, #standup, #medicalfreedom, #covidiot, #pharma, and #covid19 appeared, demonstrating opinions against the masks, vaccines, and lockdowns. Therefore, the yellow community, depicted in Fig. 16, is majorly related to the Covid-19 pandemic.

¹⁴Available at: <https://www.who.int/westernpacific/emergencies/covid-19/information/transmission-protective-measures>. Accessed on May 30th, 2023.

¹⁵Available at: <https://www.fda.gov/news-events/press-announcements/fda-takes-key-action-fight-against-covid-19-issuing-emergency-use-authorization-first-covid-19>. Accessed on May 30th, 2023.

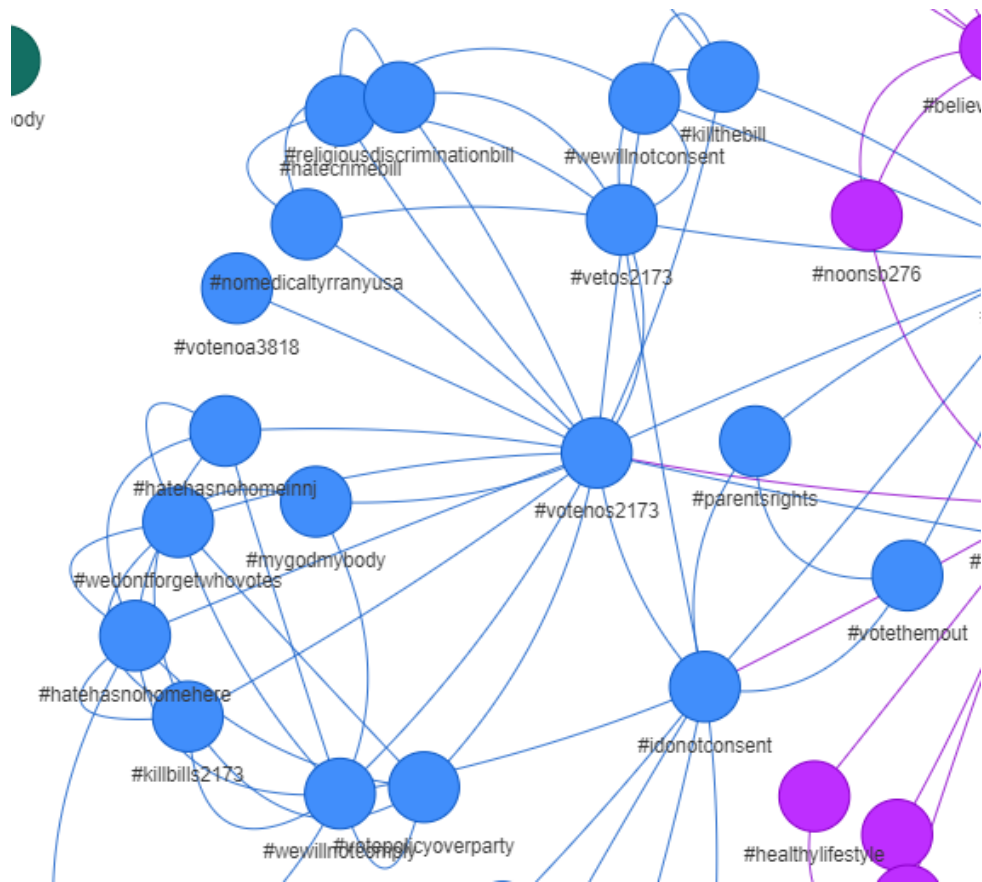


Figure 11: Part of the blue community from 2019.

The community in dark orange is also related to the Covid-19 pandemic, most specifically against governmental measures and governments themselves. Some of the hashtags are #scamdemic (combination of scam and pandemic), #thegovernmentisthevirus, #iwillnogetvaccinated, #iwillnocomply, #scamdemic, and #wehavebeenliedto. Fig. 17 depicts this community. We suppressed a few hashtags due to the existence of swearwords.

Finally, the community in green regards circumcision, which regards the foreskin removal through surgery. Some of the hashtags are #myforeskinmychoice, #circumcision, #saynotocircumcision, #bornthisway, and #naturalbaby. The hashtags demonstrate opinions against circumcision. We can also see new hashtags without communities appearing. Fig. 18 depicts this community.

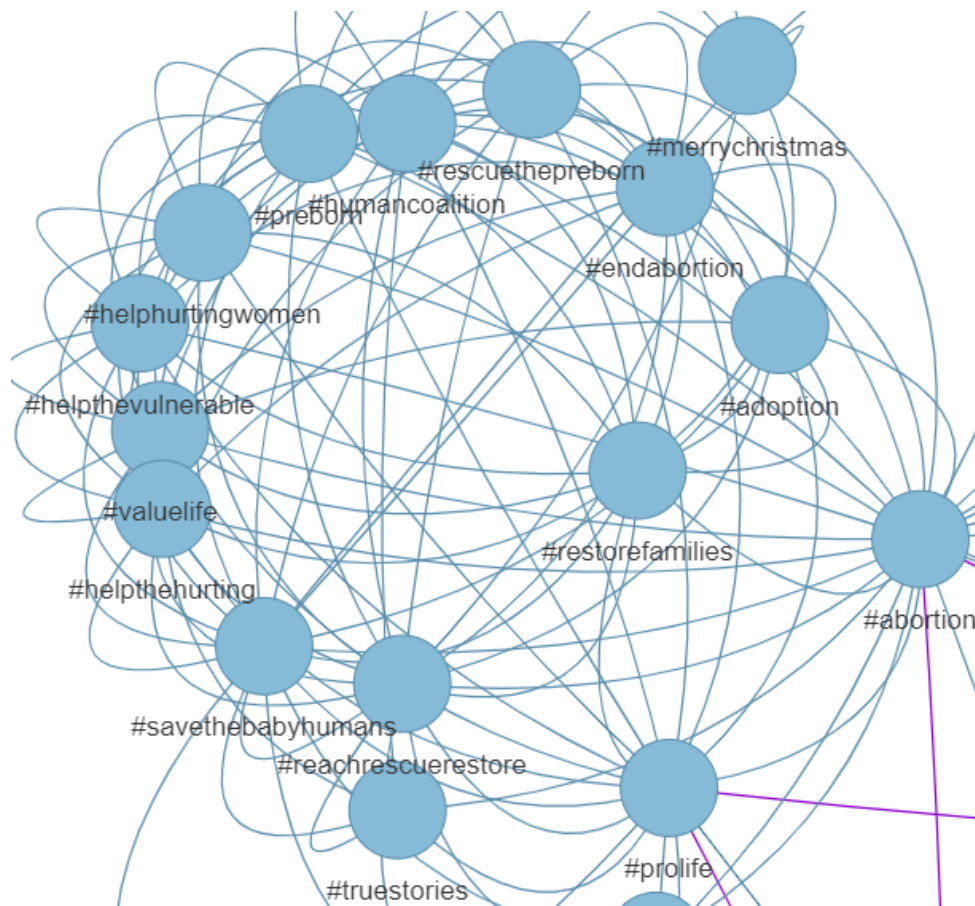


Figure 12: Part of the blue-gray community from 2019.

In summary, although there are hashtags related to the original aim of #mybodymychoice, it is possible to see that the hashtag #mybodymychoice shifted to topics other than abortion and women’s bodily autonomy. Covid-19-related hashtags emerged in 2020. The five most frequent hashtags in 2020 and respective frequencies were: #prochoice (134), #abortion (64), #strajkkobiet (54), #votenos2173 (53), and #prolife (50).

5.4. Analysis of 2021

The hashtags relationships collected at the end of 2021 are depicted in Figure 19. The community in yellow contains hashtags such as #dictator, #euovidcertificate, #antivax, #no-vaccinepassportanywhere, #fighttyrany, #freedomofchoice, #novax, and #covidskam. We see

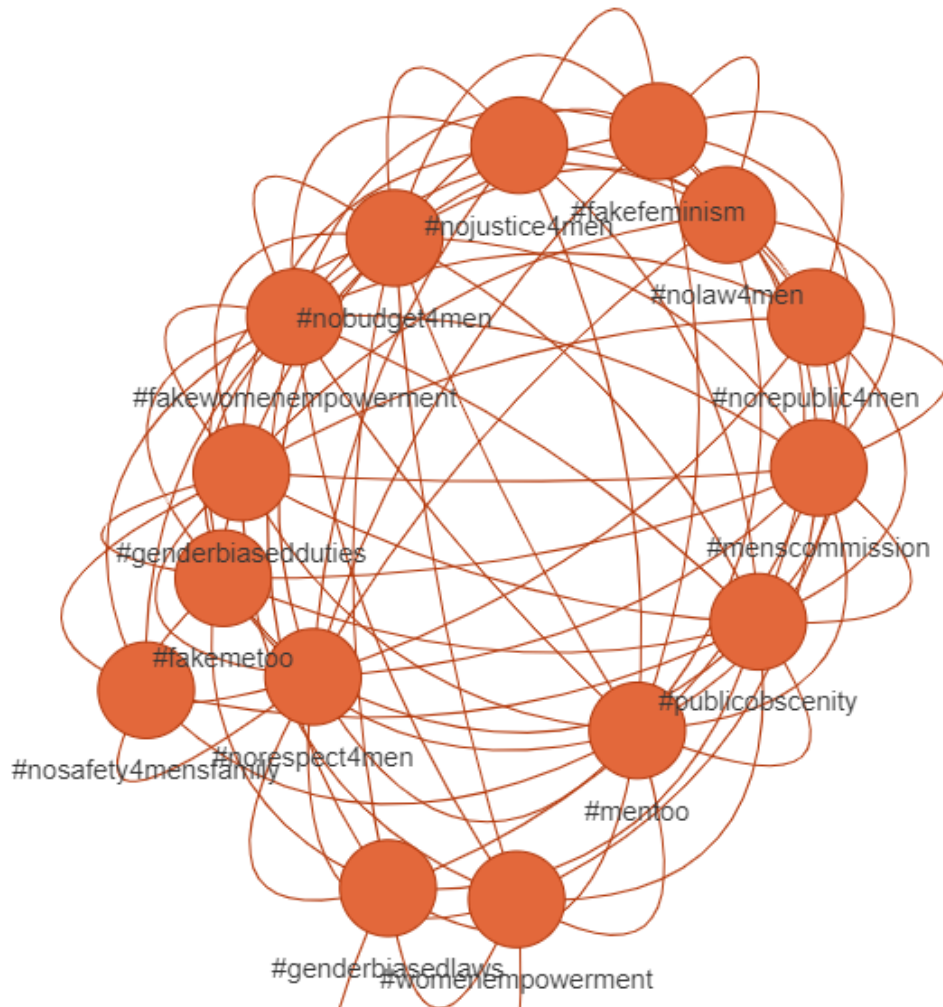


Figure 13: Part of the dark-orange community from 2019.

that most hashtags are against vaccination, vaccine passport, and in favor of having the choice to have the vaccine or not. Although these hashtags essentially express opinions against vaccination or its governmental control, some hashtags in favor of vaccination also appear. For example, #getvaccinated and #getvaccinatednow appear among the contrary hashtags. Considering the analysis of the studied period, i.e., between 2018 and 2022, this is the first time the biggest community is not related to abortion and women’s bodily autonomy. Fig. 20 shows part of the yellow community.

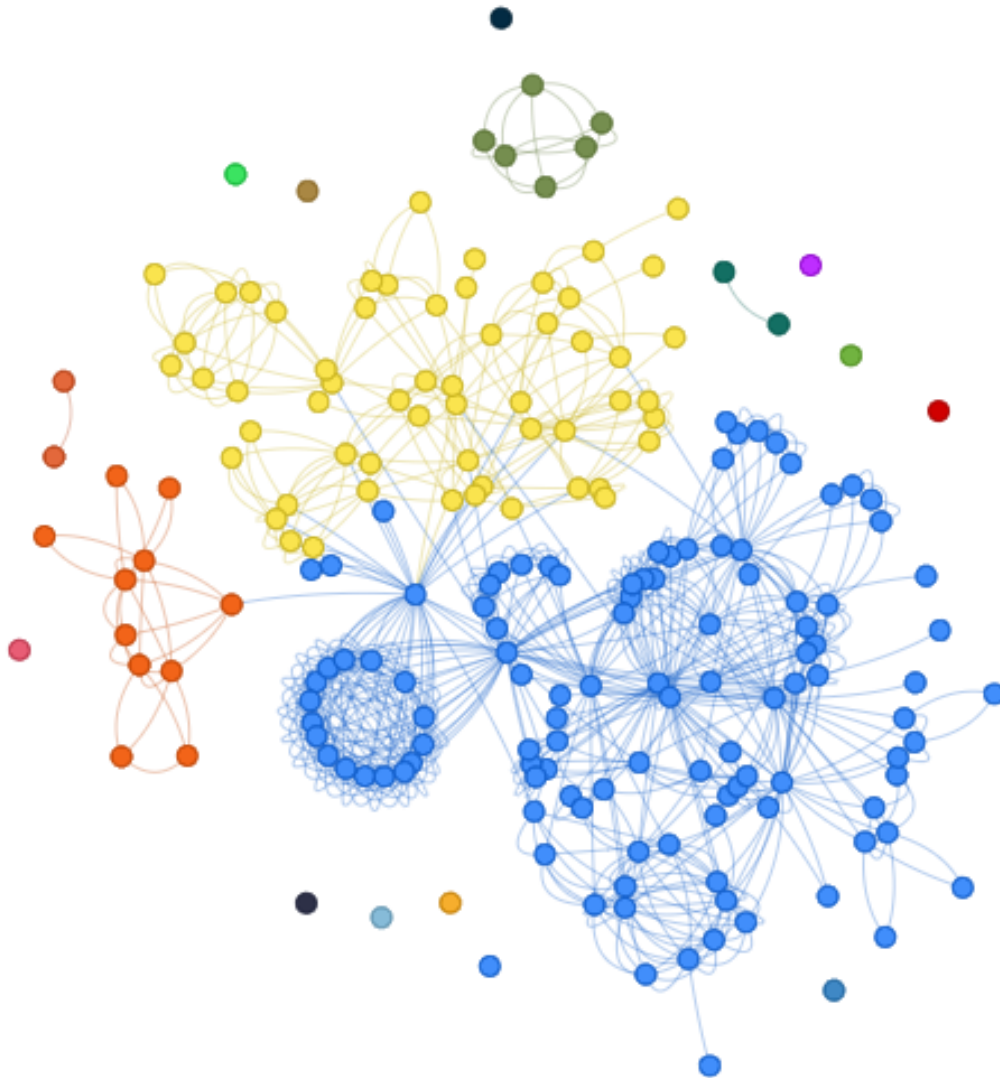


Figure 14: Relationship between hashtags, considering their co-occurrences regarding 2020. The colors represent the communities generated by the Girvan-Newman method. Best viewed in color.

The blue community considers hashtags from different topics but majorly regards abortion and women's bodily autonomy. Some of the hashtags are: #abortionishealthcare, #womensrights, #plannedparenthood, #proabortion, and #reproductiverights. In addition, hashtags such as #roevwade and #roe appear. These hashtags regard a decision taken by the US Supreme Court

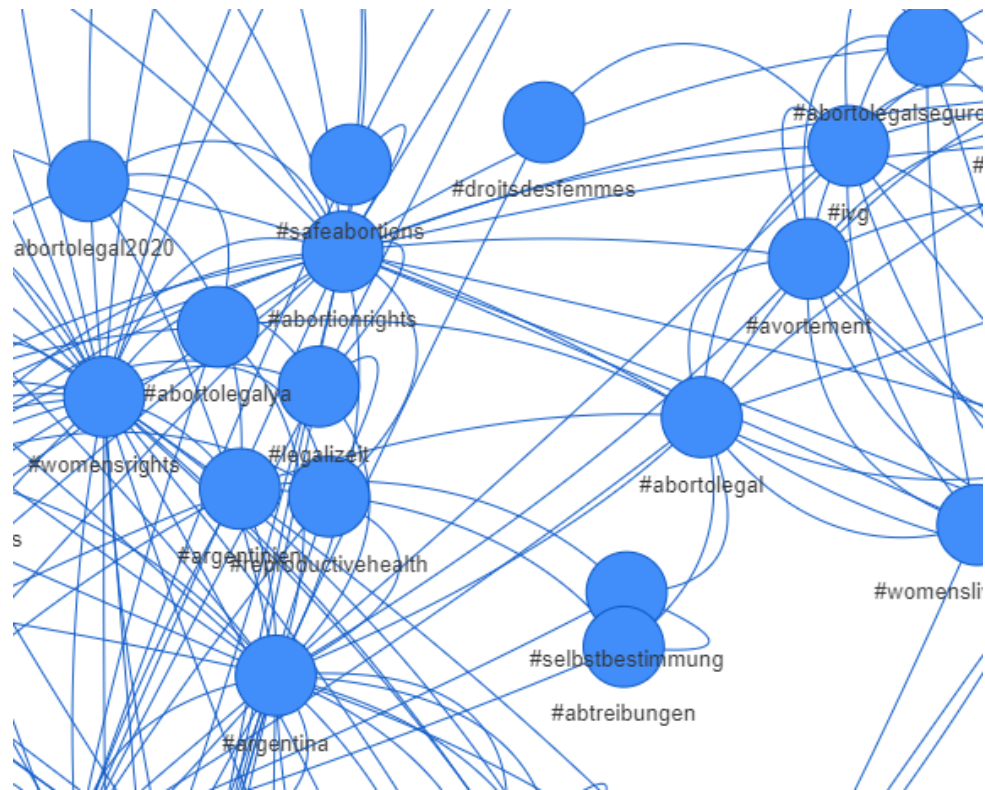


Figure 15: Part of the blue community from 2020.

in favor of women choosing to have an abortion, which previously was criminalized¹⁶. Unrelated hashtags, such as #animalrights, #storytelling, #writers, and #wordpress also appear. Fig. 21 partially depicts the blue community.

The community in dark orange demonstrates opinions against the Covid-19 vaccine, specifically Sinovac, with the hashtags #sinopharm, #hypocrite, #corrupt, and #sinovac. The community in blue-gray considers opinions against lockdowns and the Canadian Prime Minister in charge, Justin Trudeau. The hashtags in this community are #fightforfreedom, #trudeauworstpmer, #nomorelockdowns, and #crimesagainsthumanity. Both communities are depicted, respectively, in Figs. 23 and 23.

In summary, the analysis of 2021 highlights the first time in the analyzed period that the biggest detected community does not relate to abortion and women’s bodily autonomy. It shows

¹⁶Available at: <https://supreme.justia.com/cases/federal/us/410/113/>. Accessed on May 30th, 2023.

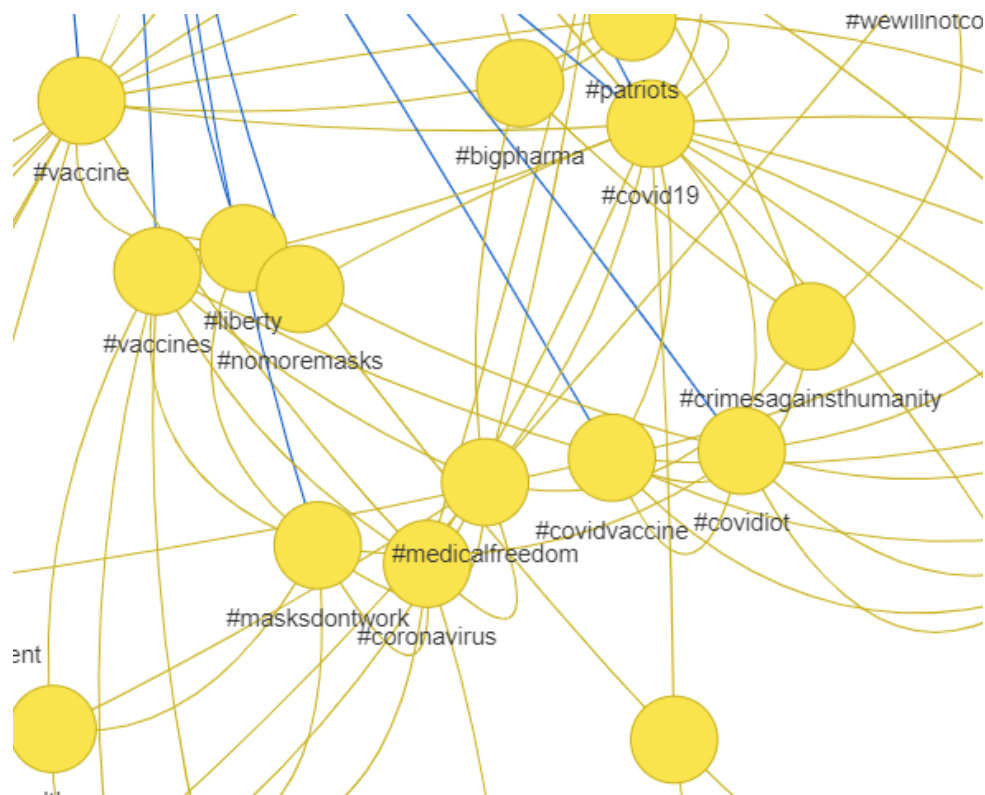


Figure 16: Part of the yellow community from 2020.

that, at least temporarily, the hashtag *#mybodymychoice* drifted to vaccination and Covid-19-related topics. The five most frequent hashtags in 2021 and respective frequencies were: *#novaccinepassports* (3694), *#prochoice* (2736), *#novaccinepassportsanywhere* (2605), *#freedom* (2524), and *#novaccinemandates* (2305).

5.5. Analysis of 2022

Figure 24 depicts the communities detected by the Girvan-Newman method at the end of 2022. Compared to the previously analyzed years, more communities were detected.

Starting with the community in blue, hashtags related to abortion and women’s bodily autonomy appear. For example, *#plannedparenthood*, *#abortionpills*, *#endgunviolence*, *#feminism*, *#abortionishealthcare*, *#abortionrightsarehumanrights*, *#myuterusmychoice*, *#prochoice*, *#pro-life*, and *#abortion*. However, hashtags unrelated to the abortion topic also emerge, such as *#blessed*, *#covid*, *#endgunviolence*, and *#glorytoulkraine*. The latter two hashtags possibly relate

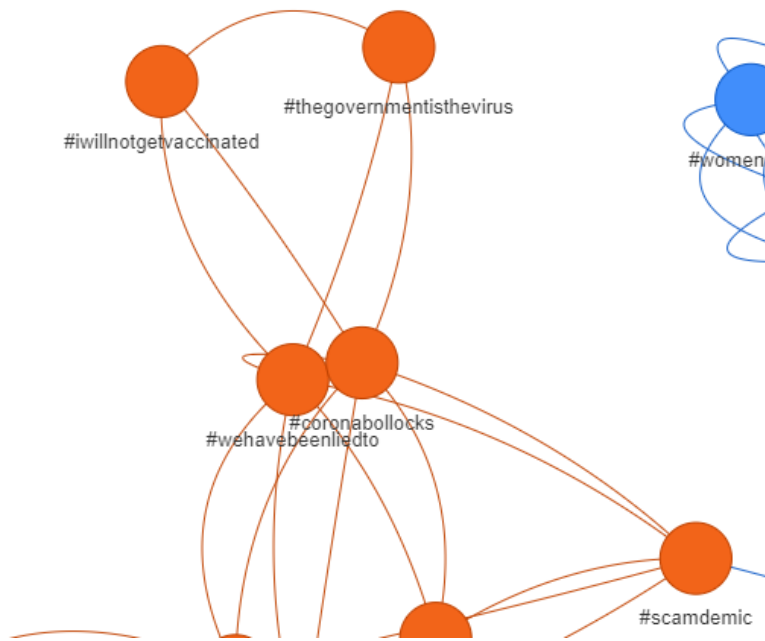


Figure 17: Part of the dark orange community from 2020.

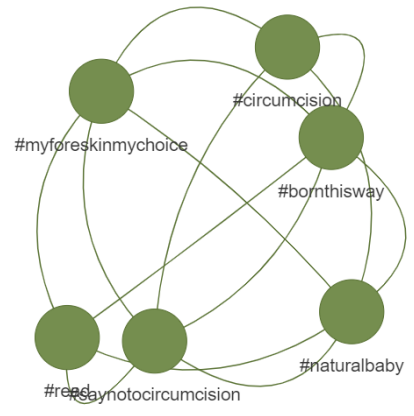


Figure 18: The green community from 2020.

to the Russian-Ukrainian conflict, which started in November 2022. Fig. 25 partially shows the blue community.

The community in yellow contains hashtags related to Covid-19. For example, #novaccine-mandates, #vaccineinjuries, #vaccinesideeffects, #informedconsent, #standupforfreedom, #vac-

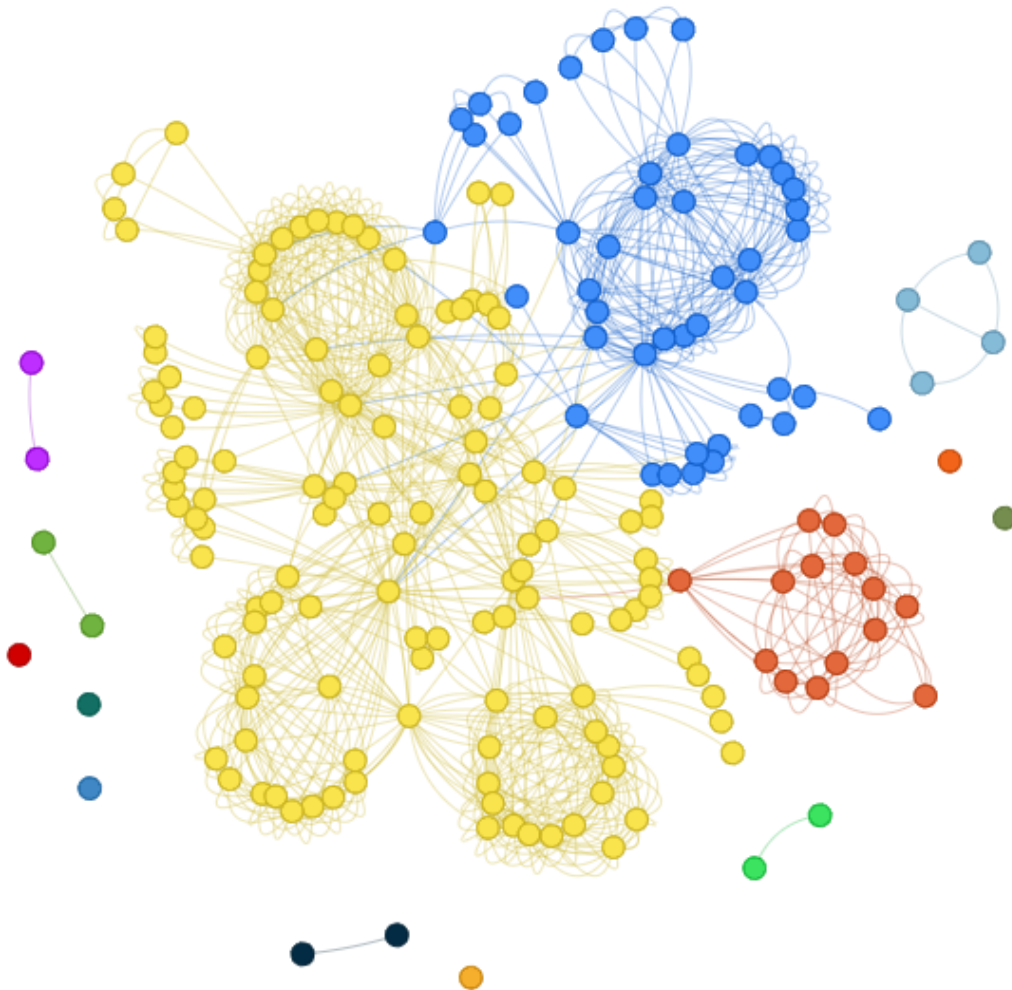


Figure 19: Relationship between hashtags, considering their co-occurrences regarding 2021. The colors represent the communities generated by the Girvan-Newman method. Best viewed in color.

cinedisaster, #lockdowns, and #bigpharma appear in this community. Different from 2021, in 2022, hashtags related to vaccine side effects and injuries appear more frequently than hashtags against vaccination in a Covid-19-related group. The dark-green community also considers Covid-19-related hashtags such as #greenpass, #nojabnojob, #italianblackmail, #novax, and #pfizergate. It is closely related to Covid-19 vaccination since Green Pass is the name on which the EU Digital Covid Certificate is known in Italy¹⁷. A dark-orange community also emerged

¹⁷Available at: <https://italygreenpass.com/>. Accessed on May 30th, 2023.

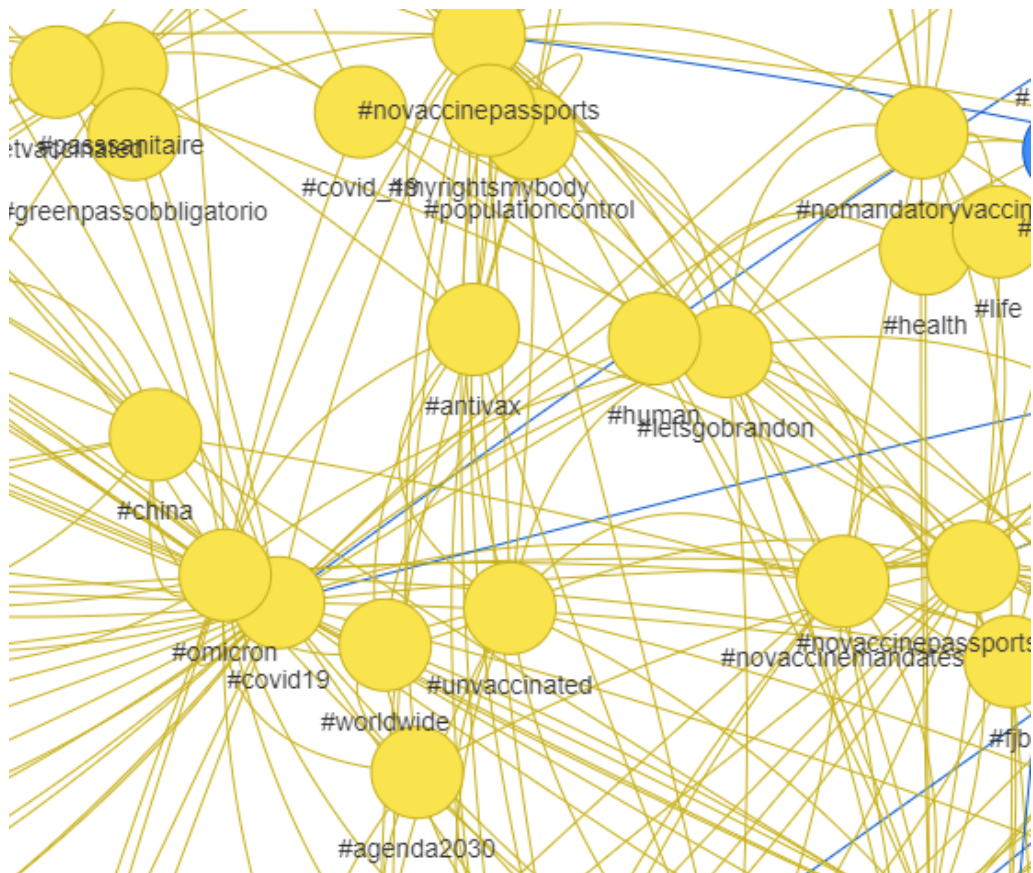


Figure 20: Part of the yellow community from 2021.

containing hashtags related to Covid-19, such as #yourbodyyourchoice, #thejab, and #covidisntover. These communities are partially depicted in Figs. 26, 27, and 28 respectively.

The community in blue-gray regards sexual topics, such as #nudes, which consider nudity. Also, the community in dark red is similar to the dark-orange community, having hashtags such as #braless and #freethenipples. The community in light orange combines different hashtags, e.g., #mutilation, #genital, #cutting, #children, and #circumcision. This last community is related to the circumcision topic, probably against it, since other hashtags, such as #bornperfect, #trauma, and #ididnotconsent are also present, as can be seen in Fig. 29.

In summary, the biggest communities in the analysis of 2022 regard mostly Covid-19, abortion, and women’s bodily autonomy-related topics. Other topics, such as politics and sexual-related, also appear. We also highlight that hashtags related to the Russian-Ukrainian conflict

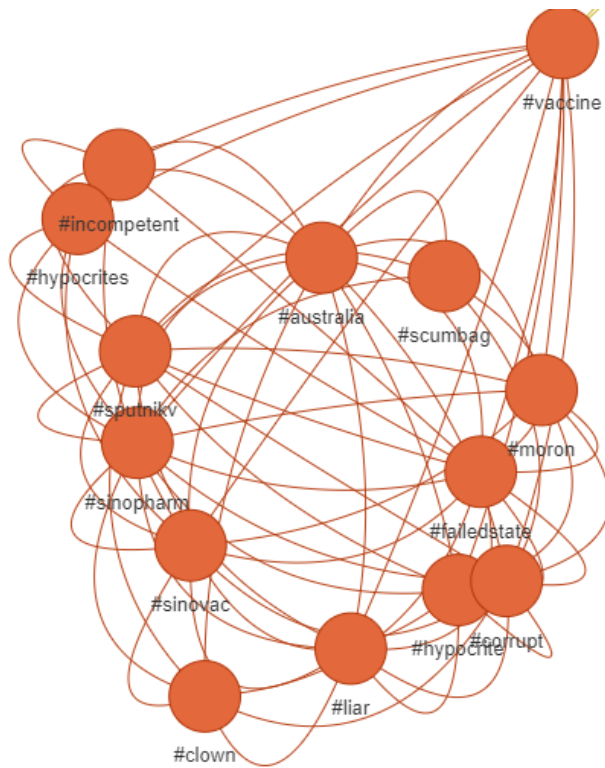


Figure 22: Part of the dark-orange community from 2021.

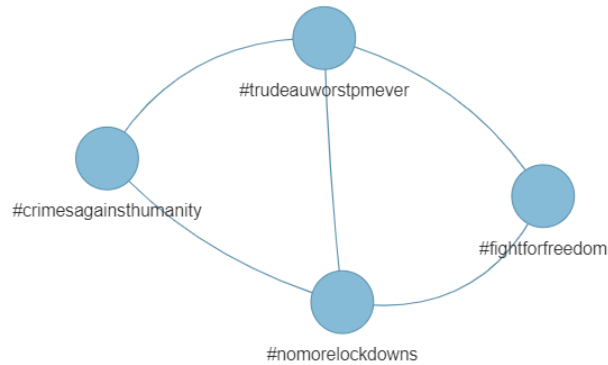


Figure 23: Part of the blue-gray community from 2021.

drugs, Covid-19, and related topics, e.g., vaccination and vaccine passport, used this hashtag, mostly in 2021, where the biggest community found was related to Covid-19.

More specifically, we aimed to address the research questions presented in Section 1. Consid-




Figure 24: Relationship between hashtags, considering their co-occurrences regarding 2022. The colors represent the communities generated by the Girvan-Newman method. Best viewed in color.

ering (RQ1) “How the hashtag #mybodymychoice evolved from 2018 to 2022?”, we concluded that the #mybodymychoice in the period analyzed always showed uses other than its original context, i.e., women’s rights, abortion, and bodily autonomy. In 2018, the largest community regarded the hashtag’s original context. In 2019, the largest community included hashtags related to vaccination and political campaigns. In 2020, the biggest community regarded the hashtag’s original context, using hashtags in languages other than English. Regarding 2021, the yellow community draws attention since it relates to Covid-19, not the original context. In 2022, the

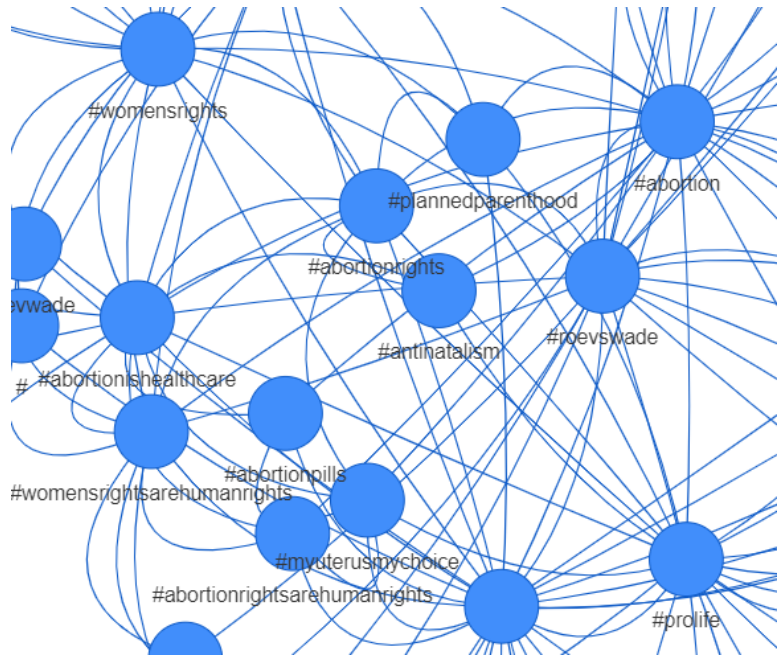


Figure 25: Part of the blue community from 2022.

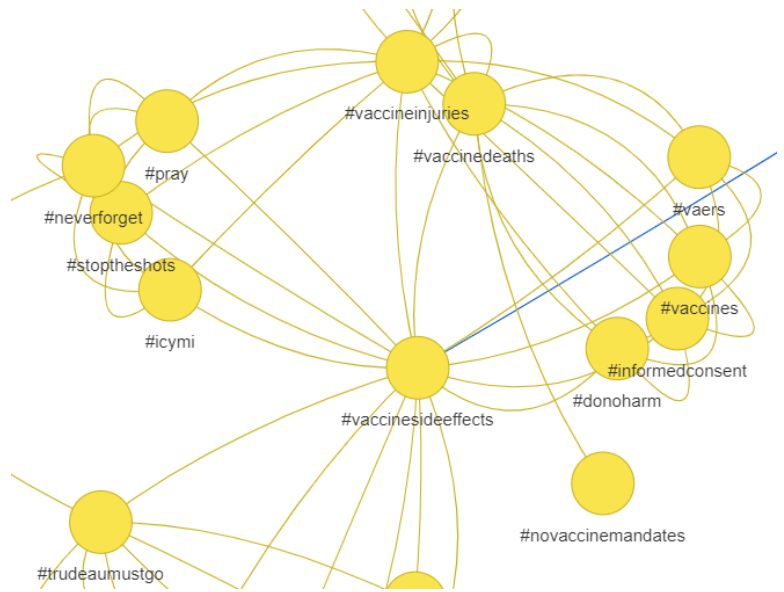


Figure 26: Part of the yellow community from 2022.

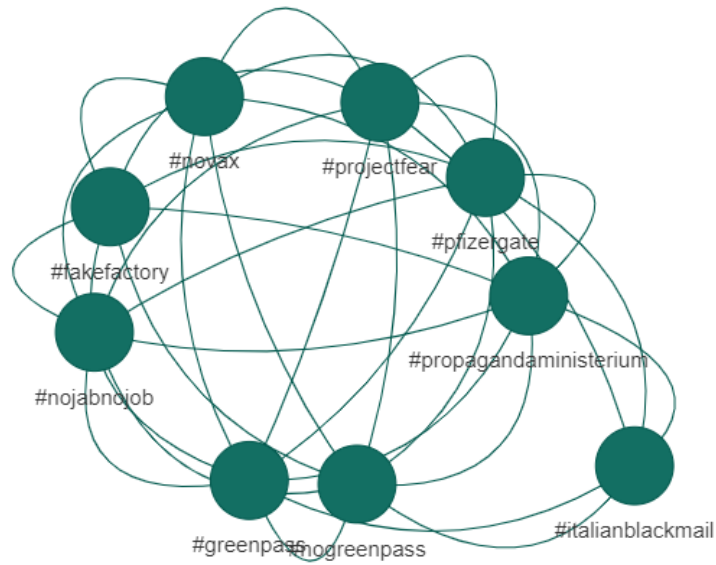


Figure 27: Part of the dark-green community from 2022.

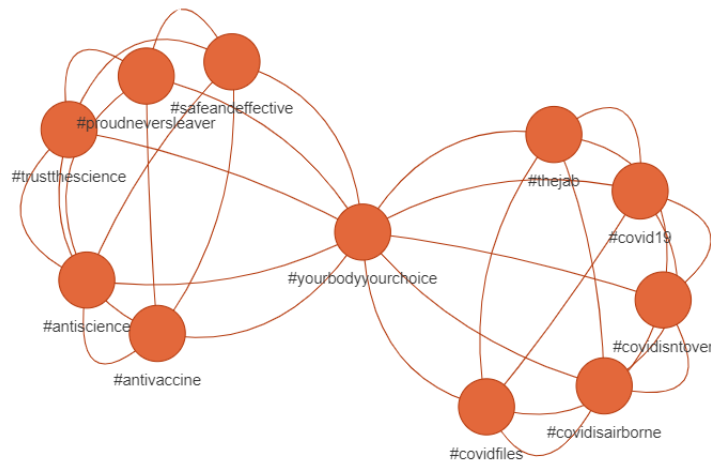


Figure 28: Part of the dark-orange community from 2022.

biggest community again regards women’s rights, abortion, and bodily autonomy. New hashtags related to the Russian-Ukrainian conflict also appear.

Regarding (RQ2) “What were the most significant hashtag drifts over time, considering the graph communities detected?”, we concluded that 2021 provided the most significant drift, despite the constant minor drifts of the hashtag #mybodymychoice. The hashtag drift in 2021

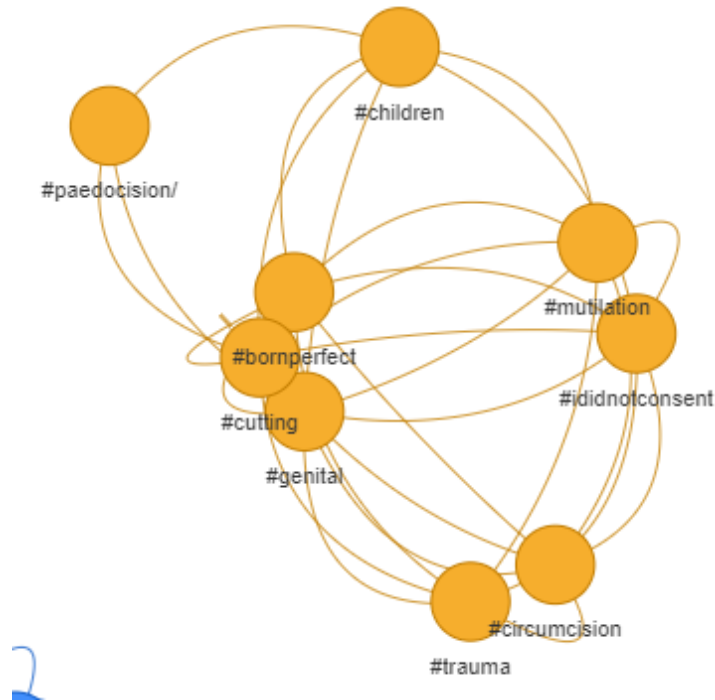


Figure 29: Light orange community from 2022.

regarded a crucial moment of humanity: the Covid-19 pandemic. Thus, several governmental decisions were questioned by a fraction of society, such as the mandatory vaccination and the use of a document to prove the vaccination, known as the vaccine passport.

As future works, we intend to update and evaluate the described dataset using incremental algorithms for community detection. In addition, algorithms for topic inference from the hashtags may be used.

CRedit authorship contribution statement

Cristiano M. Garcia: Conceptualization, Methodology, Software, Validation, Investigation, Data Curation, Writing - Original Draft, Presentation. **Alceu de S. Britto Jr.:** Methodology, Validation, Writing - Review & Editing, Supervision. **Jean P. Barddal:** Methodology, Validation, Writing - Review & Editing, Supervision.

Data Availability

Under Twitter’s policies, the data are publicly available at: <https://github.com/cristianomg10/temporal-analysis-of-drifting-hashtags-in-textual-data-streams-a-graph-based-application>.

Declaration of Competing Interest

The authors declare that they have no known competing financial interests or personal relationships that could have appeared to influence the work reported in this paper.

References

- [1] Bifet, A., Gavaldà, R., Holmes, G., Pfahringer, B., 2018. Machine Learning for Data Streams with Practical Examples in MOA. MIT Press. <https://moa.cms.waikato.ac.nz/book/>.
- [2] Blondel, V.D., Guillaume, J.L., Lambiotte, R., Lefebvre, E., 2008. Fast Unfolding of Communities in Large Networks. *Journal of Statistical Mechanics: Theory and Experiment* 2008, P10008.
- [3] Cardoso, D.L., Elliott, D., Rocha, C.M., da Cruz, J.F., Menezes, R., 2018. The Structure of Cattle Trade Movements in Brazil, in: 2018 CompleNet.
- [4] Castillo, E., Cervantes, O., Vilarino, D., 2017. Text Analysis using Different Graph-based representations. *Computación y Sistemas* 21, 581–599.
- [5] Comunello, F., Anzera, G., 2012. Will the Revolution be Tweeted? A Conceptual Framework for Understanding the Social Media and the Arab Spring. *Islam and Christian–Muslim Relations* 23, 453–470.
- [6] Cucinotta, D., Vanelli, M., 2020. WHO declares COVID-19 a pandemic. *Acta Bio Medica: Atenei Parmensis* 91, 157.
- [7] Eltantawy, N., Wiest, J.B., 2011. Social Media in the Egyptian Revolution: Reconsidering Resource Mobilization Theory. *International Journal of Communication* 5, 18.
- [8] Gama, J., Žliobaitė, I., Bifet, A., Pechenizkiy, M., Bouchachia, A., 2014. A Survey on Concept Drift Adaptation. *ACM Computing Surveys (CSUR)* 46, 1–37.
- [9] Girvan, M., Newman, M.E., 2002. Community Structure in Social and Biological Networks. *Proceedings of the National Academy of Sciences* 99, 7821–7826.
- [10] Harlow, S., 2012. Social Media and Social Movements: Facebook and an Online Guatemalan Justice Movement that Moved Offline. *New Media & Society* 14, 225–243.
- [11] Menghini, C., Uhr, J., Haddadan, S., Champagne, A., Sandstede, B., Ramachandran, S., 2022. The Drift of #MyBodyMyChoice Discourse on Twitter, in: 14th ACM Web Science Conference 2022, pp. 110–117.
- [12] Salathé, M., Jones, J.H., 2010. Dynamics and Control of Diseases in Networks with Community Structure. *PLoS Computational Biology* 6, e1000736.
- [13] Sarvari, H., Abozinadah, E., Mbaziira, A., McCoy, D., 2014. Constructing and analyzing criminal networks, in: 2014 IEEE Security and Privacy Workshops, IEEE. pp. 84–91.

- [14] Scott, K., 2015. The Pragmatics of Hashtags: Inference and Conversational Style on Twitter. *Journal of Pragmatics* 81, 8–20.
- [15] Sheng, J., Liu, C., Chen, L., Wang, B., Zhang, J., 2020. Research on Community Detection in Complex Networks based on Internode Attraction. *Entropy* 22, 1383.
- [16] Smidi, A., Shahin, S., 2017. Social Media and Social Mobilisation in the Middle East: A Survey of Research on the Arab Spring. *India Quarterly* 73, 196–209.
- [17] Sufi, F.K., Razzak, I., Khalil, I., 2022. Tracking anti-vax social movement using ai-based social media monitoring. *IEEE Transactions on Technology and Society* 3, 290–299.
- [18] Suprem, A., Musaev, A., Pu, C., 2019. Concept Drift Adaptive Physical Event Detection for Social Media Streams, in: *World Congress on Services*, Springer. pp. 92–105.
- [19] Thuma, B.S., de Vargas, P.S., Garcia, C., de Souza Britto Jr, A., Barddal, J.P., 2023. Benchmarking Feature Extraction Techniques for Textual Data Stream Classification, in: *International Joint Conference on Neural Networks*.
- [20] Traag, V.A., Waltman, L., Van Eck, N.J., 2019. From Louvain to Leiden: Guaranteeing Well-connected Communities. *Scientific Reports* 9, 5233.
- [21] Wolfsfeld, G., Segev, E., Sheafer, T., 2013. Social Media and the Arab Spring: Politics Comes First. *The International Journal of Press/Politics* 18, 115–137.