

Mirror Chern Bands and Weyl Nodal Loops in Altermagnets

Daniil S. Antonenko,¹ Rafael M. Fernandes,² and Jörn W. F. Venderbos^{3,4}

¹*Department of Physics, Yale University, New Haven, Connecticut 06520, USA*

²*School of Physics and Astronomy, University of Minnesota, Minneapolis, Minnesota 55455, USA*

³*Department of Physics, Drexel University, Philadelphia, PA 19104, USA*

⁴*Department of Materials Science & Engineering,*

Drexel University, Philadelphia, Pennsylvania 19104, USA

(Dated: February 16, 2024)

The electronic spectra of altermagnets are a fertile ground for non-trivial topology due to the unique interplay between time-reversal and crystalline symmetries. This is reflected in the unconventional Zeeman splitting between bands of opposite spins, which emerges in the absence of spin-orbit coupling (SOC) and displays nodes along high-symmetry directions. Here, we argue that even for a small SOC, the direction of the magnetic moments in the altermagnetic state has a profound impact on the electronic spectrum, enabling novel topological phenomena to appear. By investigating microscopic models for two-dimensional (2D) and three-dimensional (3D) altermagnets, motivated in part by rutile materials, we demonstrate the emergence of hitherto unexplored Dirac crossings between bands of same spin but opposite sublattices. The direction of the moments determines the fate of these crossings when the SOC is turned on. We focus on the case of out-of-plane moments, which forbid an anomalous Hall effect and thus ensure that no weak magnetization is triggered in the altermagnetic state. In 2D, the SOC gaps out the Dirac crossings, resulting in mirror Chern bands that enable the quantum spin Hall effect and undergo a topological transition to trivial bands upon increasing the magnitude of the magnetic moment. On the other hand, in 3D the crossings persist even in the presence of SOC, forming Weyl nodal loops protected by mirror symmetry. Finally, we discuss possible ways to control these effects in altermagnetic material candidates.

Introduction.—A defining property of a collinear magnetic configuration that does not display a macroscopic magnetization is that it must remain invariant when time-reversal (TR) symmetry is combined with an additional crystalline symmetry [1–8]. When this additional symmetry involves a rotation (proper or improper), as proposed for a wide range of materials [9–23], the system is classified as an altermagnet (AM) rather than an antiferromagnet, in which case the additional symmetry is either translation or inversion [2, 24]. In contrast to collinear antiferromagnets, the band structure of an AM displays a non-zero spin-splitting (also called Zeeman splitting), whose magnitude can be as large as 1 eV [2, 12]. Unlike ferromagnets, the Zeeman splitting is not uniform, but instead has a nodal momentum-space structure (e.g. d -wave) [9] similar to metals undergoing certain Pomeranchuk instabilities [25, 26], which can be exploited for spintronic applications [2, 27–32] or superconducting heterostructures [19, 33–40]. Importantly, evidence for altermagnetism has been reported in various materials [41–49].

While a negligible spin-orbit coupling (SOC) is often assumed [9], the latter is not incompatible with altermagnetism [50–57]. On the contrary, important phenomena inside the AM phase are enabled even by a small SOC, such as the splitting of the Zeeman nodal planes into nodal lines [50] and the emergence of the anomalous Hall effect (AHE) [1, 41, 42, 47] accompanied by weak ferromagnetism [58, 59]. The latter occurs only for particular orientations of the AM magnetic moments, showcasing

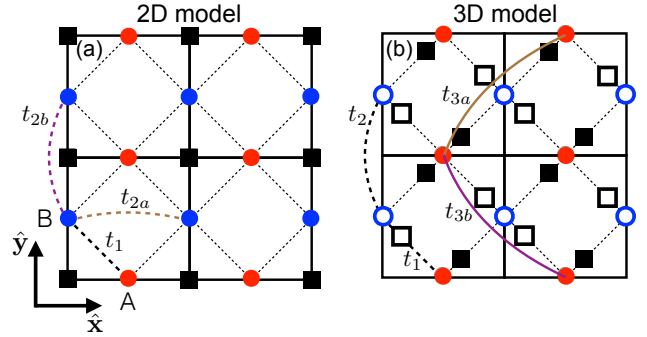


FIG. 1. (a) Lieb-lattice model for altermagnetism in 2D. Red and blue dots (i.e., A and B sublattice) denote anti-aligned moments; the crystalline environment provided by the non-magnetic sites (black squares) generates anisotropic second-nearest-neighbor hopping $t_{2a,b}$. (b) Rutile-lattice model for altermagnetism in 3D (top view). Third-nearest neighbor hoppings $t_{3a,b}$ are anisotropic due to the presence of the non-magnetic sites. Open blue dots and black squares denote sites in the $z = 1/2$ plane.

the influence of the moments direction on the AM behavior.

In this paper, we demonstrate the generic existence of additional band crossings in altermagnets, which are distinct from the nodal Zeeman splitting. By investigating paradigmatic microscopic AM models in two and three dimensions (2D and 3D) (see also [60] and [61, 62]), corresponding respectively to $d_{x^2-y^2}$ and d_{xy} altermagnets, we show that, in the absence of SOC, bands of the same

spin but opposite sublattice character cross and realize Dirac points (2D) and Weyl nodal lines (3D) [63–68] protected by mirror symmetries. The fate of these additional band crossings in the presence of SOC depends crucially on the magnetic moments direction. Focusing on the less explored case of moments along the z direction, which forbids AHE, the Dirac points of the 2D altermagnet are gapped by SOC, giving rise to a mirror Chern insulator. Therefore, rotating the magnetic moments of a 2D AM “converts” the AHE into the quantum spin Hall effect (QSHE). In contrast, the Weyl line nodes in 3D are robust against SOC. Hence, our work uncovers previously unexplored topological characteristics of altermagnets and elucidates the crucial role of the magnetic moments’ direction.

2D Altermagnets.—A simple realization of an altermagnet in 2D is a variant of the Lieb lattice shown in Fig. 1, where the anti-parallel magnetic moments (blue and red dots) form two distinct sublattices by fourfold rotation. Importantly, the A and B sublattices experience distinct local environments due to the non-magnetic site (black squares). Here we consider a Kondo-type model with frozen localized spins and itinerant electrons hopping only among the two magnetic sublattices. It corresponds to a projection of the three-band model studied in Ref. [60] in the absence of SOC [69].

The itinerant electrons have a Kondo coupling J to the collinear local moments [1, 60, 61, 70], which have staggered magnetization $\mathbf{N} = \mathbf{M}_A - \mathbf{M}_B$. We introduce the electron operators $c_{\mathbf{k},s\mu}$ with momentum \mathbf{k} , spin projection $s = \uparrow, \downarrow$ and sublattice $\mu = A, B$, defining $\mathbf{c}_{\mathbf{k}} = (c_{\mathbf{k},\uparrow A}, c_{\mathbf{k},\uparrow B}, c_{\mathbf{k},\downarrow A}, c_{\mathbf{k},\downarrow B})^T$. The Hamiltonian $\mathcal{H}_0(\mathbf{k})$ without SOC contains both nearest-neighbor (NN) hopping t_1 and anisotropic next-nearest-neighbor (NNN) hopping t_{2a} and t_{2b} , due to the different crystallographic environments of the A and B sublattices (see also [60]):

$$\mathcal{H}_0(\mathbf{k}) = -4t_1 \cos \frac{k_x}{2} \cos \frac{k_y}{2} \tau_x - 2t_2 (\cos k_x + \cos k_y) \tau_0 - 2t_d (\cos k_x - \cos k_y) \tau_z + J\tau_z \mathbf{N} \cdot \boldsymbol{\sigma}. \quad (1)$$

Here, $\boldsymbol{\sigma}$ and $\boldsymbol{\tau}$ are Pauli matrices in the spin and sublattice spaces, respectively, and $t_{2,d} = (t_{2a} \pm t_{2b})/2$.

Without SOC, the electron spin quantization axis is along the arbitrary direction \mathbf{N} , resulting in a block-diagonal \mathcal{H}_0 with $J\tau_z \mathbf{N} \cdot \boldsymbol{\sigma} \rightarrow \pm JN\tau_z$. The typical band dispersion is shown in Fig. 2(a). If $t_d = 0$, the model reduces to a simple square-lattice antiferromagnet, which has degenerate spin bands. A non-zero t_d lifts the spin degeneracy everywhere except along the diagonal $k_x = \pm k_y$ lines, resulting in a Zeeman splitting with $d_{x^2-y^2}$ -wave symmetry. Note that nodes in the Zeeman splitting can also emerge in an antiferromagnet subjected to external magnetic fields [71].

Besides nodal lines, the spectrum in Fig. 2(a) also exhibits band crossings on the Brillouin zone edges (MX

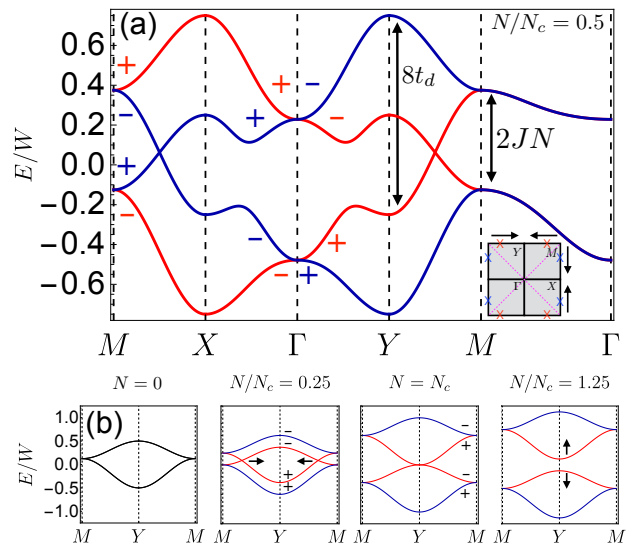


FIG. 2. (a) Electronic dispersion of the 2D altermagnetic model with spin-up and spin-down bands shown in red and blue, respectively. Dirac crossings between bands of the same spin occur on the BZ edges (see inset). The values $t_2/t_1 = 0.5$, $t_d/t_1 = 2$ were used, and $W \equiv 8t_d$. (b) Band dispersion along the MY line as a function of the Néel vector amplitude N . From left to right: the quadratic band crossing at M splits into linear Dirac crossings between bands of opposite mirror \mathcal{M}_y eigenvalues \pm , which merge at Y and are removed at $N = N_c \equiv |4t_d/J|$.

and MY lines). These are crossings between bands of the same spin but different sublattice, not pinned to a particular point in the high-symmetry line. Indeed, setting $\bar{\mathbf{k}} = (k, \pi)$ along the MY line leads to a diagonal $\mathcal{H}_0(\bar{\mathbf{k}}) = 4t_2 \sin^2(k/2) \tau_0 - [4t_d \cos^2(k/2) \mp JN] \tau_z$. Thus, degeneracies occur when $\cos^2(k/2) = \pm JN/4t_d$, which implies a crossing of spin- \uparrow or spin- \downarrow bands, provided $|JN/4t_d| \leq 1$. Along the MX line, the spin of the crossing bands is opposite to that along MY , reflecting the d -wave symmetry of the altermagnet. The evolution of these band crossings is shown in Fig. 2(b). They are created at the M point for infinitesimal N , move towards X (Y) as N increases, and are eventually removed at X (Y) when $N = N_c \equiv |4t_d/J|$.

In general, band crossings are protected when the bands involved have different eigenvalues under a crystal symmetry. Without SOC, the mirror reflections $\mathcal{M}_x : x \rightarrow -x$ and $\mathcal{M}_y : y \rightarrow -y$ are good symmetries, since they do not exchange sublattices and leave MX and MY invariant, respectively. Indeed, \mathcal{M}_y maps a B (A) site onto another B (A) site related by an odd (even) number of elementary translations $T(\hat{y})$. Since $k_y = \pi$ on the MY line, the mirror eigenvalues are equal to -1 ($+1$) for the B (A) sublattice, leading to a protected crossing between bands of same spin but different sublattices.

This protection is also manifested when expanding

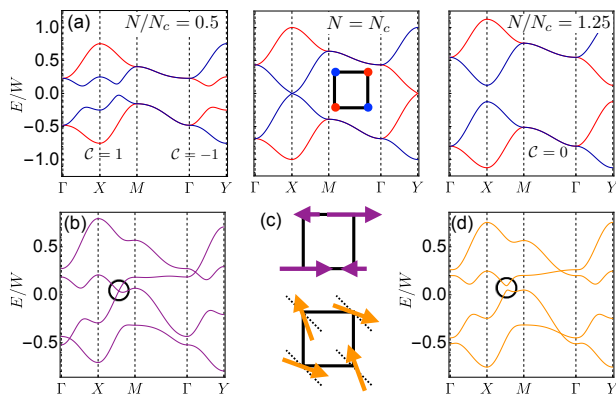


FIG. 3. Impact of SOC on the electronic dispersion of the 2D altermagnet shown in Fig. 2. (a) For an out-of-the-plane Néel vector, a topological transition to a trivial state takes place upon increasing N at $N = N_c$ (left to right panels). Here, $\lambda/t_1 = 2$. Panels (b) and (d) show the cases of an in-plane Néel vector of magnitude $N = 0.5N_c$ oriented along the principal axis (b) and the diagonal (d). The ferrimagnetic and canted magnetic configurations resulting from the mixture with the induced ferromagnetic moment are shown in the upper and lower panels of (c), respectively. The values $\lambda/t_1 = 3$ and $\lambda_{\text{FM}}/t_1 = 0.7$ were used (see SM for the definition of λ_{FM}).

$\mathcal{H}_0(\mathbf{k})$ in small \mathbf{q} around $\mathbf{Q}_M = (\pi, \pi)$:

$$\mathcal{H}_0^{\uparrow,\downarrow}(\mathbf{q} + \mathbf{Q}_M) = \epsilon_q \tau_0 - [t_2(q_x^2 - q_y^2) \mp JN] \tau_z - t_1 q_x q_y \tau_x, \quad (2)$$

where $\epsilon_q = t_2(4 - q^2)$. Thus, $\mathcal{H}_0^{\uparrow,\downarrow}$ takes the form of a quadratic band crossing (QBC) Hamiltonian [72] with symmetry-breaking perturbation $\pm JN\tau_z$, which, in Ref. 72, was referred to as “nematic-spin-nematic”. When $|JN| > 0$, the QBC splits into two sets (one for each spin) of two Dirac points located on the $q_x = 0$ and $q_y = 0$ lines. Therefore, altermagnetism on the two-sublattice square lattice generically leads to Dirac crossings on mirror-symmetric lines in the absence of SOC.

2D Altermagnets and SOC.— Including SOC in the tight-binding model of Eq. (1) gives rise to the additional term

$$\mathcal{H}_{\text{SO}}(\mathbf{k}) = \lambda \sin \frac{k_x}{2} \sin \frac{k_y}{2} \tau_y \sigma_z, \quad (3)$$

which is of Kane-Mele type [73] and is allowed by all lattice symmetries [74]. Because the Néel vector \mathbf{N} can no longer rotate independently of the lattice, one must distinguish in-plane vs. plane-normal directions of \mathbf{N} .

Consider first $\mathbf{N} = N\hat{z}$, for which secondary ferromagnetism (and thus AHE) is not allowed [69]. In this case the system maintains a horizontal mirror symmetry \mathcal{M}_z with Bloch representation $U_{\mathcal{M}_z} = -i\sigma_z$, which renders the Hamiltonian block-diagonal in spin-space. To understand the effect of (3), it is instructive to again expand it around M , $\mathcal{H}_{\text{SO}}^{\uparrow,\downarrow}(\mathbf{q} + \mathbf{Q}_M) = \pm\lambda\tau_y$. Clearly, this term

couples the two sublattices within the same spin sector, thus gapping the Dirac points of \mathcal{H}_0 in Eq. (2). Indeed, the mirror reflections $\mathcal{M}_{x(y)}$ that protected the crossings are no longer symmetries in the presence of SOC, as they do not leave the spins invariant. The resulting band structure is shown in Fig. 3(a) for parameters that yield an insulator at half filling.

Gapping the Dirac points associated with a QBC is known to produce Chern bands [72]. Here, they are produced in each spin sector but with opposite Chern numbers $C = \pm 1$. Since the spin sectors are identified with the \mathcal{M}_z eigenvalues $\pm i$, the half-filled insulator realizes a mirror Chern insulator protected by mirror Chern number $C_{\mathcal{M}} = (C_{+i} - C_{-i})/2$ [75]. Sample boundaries must then host a pair of chiral edge states with opposite chirality for each mirror/spin sector, resulting in a quantum spin Hall effect [73], provided $|JN/4t_d| < 1$. As shown in Fig. 3(a), as N increases towards N_c , a gap closing transition occurs at X and Y described by a Dirac fermion mass inversion [69], which renders the gap trivial for $N > N_c$.

Next, consider the case of in-plane Néel vector $(N_x, N_y) = N(\cos \alpha, \sin \alpha)$. Below T_N , its orientation α is determined by the Landau free energy $F_N = a_N N^2 + u_N N^4 + \gamma_N N^4 \cos 4\alpha$, which is minimized by $\alpha = 0, \pi/2$ when $\gamma_N < 0$ and $\alpha = \pm\pi/4$ when $\gamma_N > 0$. Importantly, for either case, the horizontal mirror \mathcal{M}_z is broken and the Hamiltonian does not have a manifest block diagonal structure. Furthermore, an overall ferromagnetic moment (i.e., a uniform magnetization) $\mathbf{M} = \mathbf{M}_A + \mathbf{M}_B = M(\cos \eta, \sin \eta)$ is induced in the AM state [50] due to the symmetry-allowed coupling $F_{N,M} = \kappa NM \cos(\alpha + \eta)$. Consequently, a new Hamiltonian term $H_{\text{FM}} = \lambda_{\text{FM}}(N_x \sigma_x - N_y \sigma_y)$ emerges, generating itinerant ferromagnetism.

Thus, when the Néel vector is oriented along the principal axes ($\alpha = 0, \pi/2$), the induced \mathbf{M} is parallel to \mathbf{N} . This results in a ferrimagnetic state [upper panel of Fig. 3(c)] that retains, for $\alpha = 0$ ($\alpha = \pi/2$), the mirror symmetry \mathcal{M}_x (\mathcal{M}_y) and the rotation symmetry \mathcal{C}_{2x} (\mathcal{C}_{2y}), which leave the MX and MY (MY and MX) lines invariant, respectively. Thus, as shown in Fig. 3(b), the Dirac points described by Eq. (2) remain protected, and can only be removed for a large enough SOC coupling λ in Eq. (3) (see SM). In contrast, these mirror and rotation symmetries are broken when the Néel vector is oriented along the diagonals ($\alpha = \pm\pi/4$), since the induced \mathbf{M} is orthogonal to \mathbf{N} , resulting in a non-collinear canted state [lower panel of Fig. 3(c)]. This allows the crossing bands to mix, gapping the Dirac points [Fig. 3(d)].

3D Altermagnets.— We now turn to altermagnets in 3D, focusing on a microscopic model relevant for AM rutile materials, such as RuO_2 and MnF_2 [8, 9]. Described by space group $P4_2/mnm$ (#136), they form a two-sublattice structure in which the magnetic atoms (Ru or Mn) sit at Wyckoff positions $(0, 0, 0)$ and $(\frac{1}{2}, \frac{1}{2}, \frac{1}{2})$ [see Fig. 1(b)]. As in the 2D model, the arrangement of the

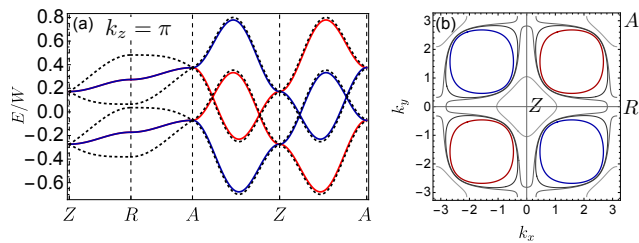


FIG. 4. Band structure of the 3D rutile model on the $k_z = \pi$ plane with $\mathbf{N} \parallel \hat{\mathbf{z}}$ for $t_2/t_1 = 0.85$, $t_d/t_1 = 4.2$, $JN/t_1 = 7.5$. (a) Energy bands without SOC (red/blue for spin-up/down) and with SOC (dashed black), with $\lambda_2/t_1 = 7$. (b) Evolution of the Weyl nodal lines on the $k_z = \pi$ plane from $\lambda_2 = 0$ (no SOC, red/blue) to $\lambda_2 = 15t_1$ (thinnest gray lines).

non-magnetic sites (black squares) leads to different crystallographic environments on the magnetic A and B sites, whose moments are anti-aligned. The sublattices are exchanged by non-symmorphic operations, namely four-fold and twofold rotations followed by a half-translation along the diagonal, $\{C_{4z} | \frac{1}{2} \frac{1}{2} \frac{1}{2}\}$ and $\{C_{2x} | \frac{1}{2} \frac{1}{2} \frac{1}{2}\}$. Following Refs. [61, 62, 70], we consider

$$\mathcal{H}_0(\mathbf{k}) = -8t_1c_x/2c_y/2c_z/2\tau_x - 2t_2(c_x + c_y)\tau_0 - 2t'_2c_z\tau_0 - 4t_d s_x s_y \tau_z + J\tau_z \mathbf{N} \cdot \boldsymbol{\sigma}, \quad (4)$$

where we defined $c_i \equiv \cos(k_i)$, $s_i \equiv \sin(k_i)$ and $\tau_z = \pm 1$ corresponds to the A and B sublattice. Here, t_1 , t_2 (t'_2), and $t_d = t_{3a} - t_{3b}$ are first-, second-, and third-nearest neighbor hopping, respectively. Similar to the 2D model, t_d reflects the distinct crystallographic environment of the A and B sites, producing a nodal spin-splitting with $k_x k_y$ symmetry (i.e. nodal planes) [61, 62]. With SOC, two additional terms emerge [69]

$$\mathcal{H}_{\text{SO}}(\mathbf{k}) = \lambda_1 c_x/2c_y/2c_z/2(c_x - c_y)\tau_y\sigma_z + \lambda_2 s_z/2(s_x/2c_y/2\tau_y\sigma_x - s_y/2c_x/2\tau_y\sigma_y), \quad (5)$$

enabling us to establish generic and robust electronic properties of rutile altermagnets in the presence of SOC. While the case of an in-plane Néel vector ($\mathbf{N} \perp \hat{\mathbf{z}}$) has been widely studied [2], as it displays an AHE, here we focus on $\mathbf{N} = N\hat{\mathbf{z}}$, for which both a Hall vector and ferromagnetism are forbidden.

Our analysis reveals three general properties: (i) the Zeeman-splitting nodal planes are lifted, leaving behind only nodal lines along high-symmetry directions, in agreement with Ref. [50]. (ii) The vertical Zeeman Weyl nodal lines that coincide with the BZ boundaries can be understood as the (alter)magnetically split Dirac nodal lines of the non-magnetic state uncovered in Ref. [76]. (iii) The $k_z = \pi$ plane generically hosts horizontal Weyl nodal lines, corresponding to a crossings of bands of opposite mirror \mathcal{M}_z eigenvalues. Since these line nodes are fundamentally different from the widely studied d -wave

Zeeman splitting, we hereafter focus on them only. A detailed discussion of properties (i) and (ii) is presented in the SM [69].

Without SOC, all bands on the $k_z = \pi$ plane can be labeled by their spin projection (red/blue for up/down), see Fig. 4(a). Besides the usual crossing between bands of opposite spin along the main axes (ZR and RA lines), which correspond to the d -wave Zeeman nodal lines, bands of same spin but opposite sublattice cross along the diagonals (ZA direction). Like the 2D case, these crossings are protected as long as $|JN/4t_d| < 1$, since the bands have different mirror \mathcal{M}_z eigenvalues. When the SOC term λ_2 (the only nonzero SOC term on the $k_z = \pi$ plane) is included (dashed lines), although spin is no longer a good quantum number, these crossings remain protected as \mathcal{M}_z acts trivially on $\mathbf{N} = N\hat{\mathbf{z}}$ and thus remains a symmetry. In contrast, the crossings between bands of opposite spins along ZR and RA are completely gapped, in agreement with Ref. [57]. As shown in Fig. 4(b), the crossings between same-spin bands actually form four Weyl nodal loops along the $k_z = \pi$ plane enclosing the mid-points of the ZA diagonals (red/blue loops). Interestingly, upon increasing λ_2 , these Weyl line nodes eventually undergo a Lifshitz transition, forming two loops enclosing the Z and R points. The behavior in the limit of strong SOC can be understood from the fact that the Z point realizes a symmetry-enforced Dirac point in the non-magnetic state, which is energetically split into Weyl points by a non-zero N .

Conclusion.—In summary, our work reveals the generic existence of topological nodal crossings between bands of same spin but opposite sublattice in 2D and 3D altermagnets. These degeneracies are fundamentally different from those associated with the widely studied Zeeman nodal lines characteristic of altermagnets. Importantly, the orientation of the magnetic moments determines the fate of these crossings in the presence of SOC. In 2D, out-of-plane moments gap the Dirac crossings along the BZ edges and give rise to Chern bands, thus opening an interesting route to realize mirror Chern insulating altermagnets. In contrast, in 3D, the Weyl nodal lines remain robust against the presence of SOC.

Since the 3D model studied here is based on the rutile structure, the predicted mirror-protected Weyl nodal lines along the $k_z = \pi$ plane should be present in RuO_2 and MnF_2 . Spin-resolved spectroscopy, which can be performed via ARPES or STM measurements, could detect these features. In the 2D case, the manifestations of the mirror Chern bands include the occurrence of edge states and of the quantum spin-Hall effect. In comparison to their 3D counterparts, the list of material candidates for 2D altermagnets is relatively shorter [9–23], but recent advances have been made [77]. Note that our 2D model is based on the Lieb lattice, which is essentially a 2D projection of the perovskite lattice [74]. Interestingly, magnetically-ordered Mott insulating perovskites

have been proposed to realize altermagnetism [16, 50].

Finally, in either the 3D or the 2D case, the band crossings from which the topological phenomena emerge can be removed by increasing the ratio JN/t_d . This offers two different tuning knobs to drive the altermagnetic band structure across a topological transition: temperature, which indirectly controls the size of the staggered magnetization N , and strain, which should change t_d by altering the ligand fields responsible for the two-sublattice structure [78].

We thank J. Cano and S. Ghorashi for useful discussions. D.S.A was supported by NSF Grant No. DMR-2002275 and Yale Mossman Fellowship. J.W.F.V. was supported by the National Science Foundation under Award No. DMR-2144352. R.M.F was supported by the Air Force Office of Scientific Research under Award No. FA9550-21-1-0423. D.S.A. and R.M.F acknowledge the hospitality of KITP, where part of this work was done. KITP is supported in part by the National Science Foundation under Grant No. NSF PHY-1748958.

-
- [1] L. Šmejkal, R. González-Hernández, T. Jungwirth, and J. Sinova, “Crystal time-reversal symmetry breaking and spontaneous Hall effect in collinear antiferromagnets,” *Sci. Adv.* **6**, eaaz8809 (2020).
- [2] L. Šmejkal, J. Sinova, and T. Jungwirth, “Emerging research landscape of altermagnetism,” *Phys. Rev. X* **12**, 040501 (2022).
- [3] S. Hayami, Yu. Yanagi, and H. Kusunose, “Momentum-dependent spin splitting by collinear antiferromagnetic ordering,” *J. Phys. Soc. Jpn.* **88**, 123702 (2019).
- [4] K.-H. Ahn, A. Hariki, K.-W. Lee, and J. Kuneš, “Antiferromagnetism in RuO_2 as d -wave Pomeranchuk instability,” *Phys. Rev. B* **99**, 184432 (2019).
- [5] L.-D. Yuan, Zh. Wang, J.-W. Luo, E. I. Rashba, and A. Zunger, “Giant momentum-dependent spin splitting in centrosymmetric low- z antiferromagnets,” *Phys. Rev. B* **102**, 014422 (2020).
- [6] S. Hayami, Yu. Yanagi, and H. Kusunose, “Bottom-up design of spin-split and reshaped electronic band structures in antiferromagnets without spin-orbit coupling: Procedure on the basis of augmented multipoles,” *Phys. Rev. B* **102**, 144441 (2020).
- [7] I. Turek, “Altermagnetism and magnetic groups with pseudoscalar electron spin,” *Phys. Rev. B* **106**, 094432 (2022).
- [8] S. Bhowal and N. A. Spaldin, “Magnetic octupoles as the order parameter for unconventional antiferromagnetism,” [arXiv:2212.03756](https://arxiv.org/abs/2212.03756) (2022).
- [9] L. Šmejkal, J. Sinova, and T. Jungwirth, “Beyond conventional ferromagnetism and antiferromagnetism: A phase with nonrelativistic spin and crystal rotation symmetry,” *Phys. Rev. X* **12**, 031042 (2022).
- [10] I. I. Mazin, K. Koepnik, M. D. Johannes, R. González-Hernández, and L. Šmejkal, “Prediction of unconventional magnetism in doped FeSb_2 ,” *Proc. Natl. Acad. Sci. U.S.A.* **118**, e2108924118 (2021).
- [11] L. Šmejkal, A. Marmodoro, K.-H. Ahn, R. Gonzalez-Hernandez, I. Turek, S. Mankovsky, H. Ebert, S. W. D’Souza, O. Šipr, J. Sinova, and T. Jungwirth, “Chiral magnons in altermagnetic RuO_2 ,” *Phys. Rev. Lett.* **131**, 256703 (2023).
- [12] Ya. Guo, H. Liu, O. Janson, I. C. Fulga, J. van den Brink, and J. I. Facio, “Spin-split collinear antiferromagnets: A large-scale ab-initio study,” *Mater. Today Phys.* **32**, 100991 (2023).
- [13] G. Cuono, R. M. Sattigeri, Skolimowski J., and C. Autieri, “Orbital-selective altermagnetism and correlation-enhanced spin-splitting in transition metal oxides,” [arXiv:2306.17497](https://arxiv.org/abs/2306.17497) (2023).
- [14] I. I. Mazin, “Altermagnetism in MnTe : Origin, predicted manifestations, and routes to detwinning,” *Phys. Rev. B* **107**, L100418 (2023).
- [15] S. W. Lovesey, D. D. Khalyavin, and G. van der Laan, “Templates for magnetic symmetry and altermagnetism in hexagonal MnTe ,” *Phys. Rev. B* **108**, 174437 (2023).
- [16] A. Fakhredine, R. M. Sattigeri, G. Cuono, and C. Autieri, “Interplay between altermagnetism and nonsymorphic symmetries generating large anomalous Hall conductivity by semi-Dirac points induced anticrossings,” *Phys. Rev. B* **108**, 115138 (2023).
- [17] I. Mazin, R. González-Hernández, and L. Šmejkal, “Induced monolayer altermagnetism in $\text{MnP}(\text{S,Se})_3$ and FeSe ,” [arXiv:2309.02355](https://arxiv.org/abs/2309.02355) (2023).
- [18] T. Aoyama and K. Ohgushi, “Piezomagnetic properties in altermagnetic MnTe ,” [arXiv:2305.14786](https://arxiv.org/abs/2305.14786) (2023).
- [19] D. Zhu, Zh.-Y. Zhuang, Zh. Wu, and Zh. Yan, “Topological superconductivity in two-dimensional altermagnetic metals,” [arXiv:2305.10479](https://arxiv.org/abs/2305.10479) (2023).
- [20] Z.-F. Gao, Sh. Qu, B. Zeng, J.-R. Wen, H. Sun, P. Guo, and Zh.-Yi Lu, “AI-accelerated discovery of altermagnetic materials,” [arXiv:2311.04418](https://arxiv.org/abs/2311.04418) (2023).
- [21] M. J. Grzybowski, C. Autieri, J. Domagała, C. Krausucki, A. Kaleta, S. Kret, K. Gas, M. Sawicki, R. Božek, J. Suffczyński, and W. Pacuski, “Wurtzite vs rock-salt MnSe epitaxy: electronic and altermagnetic properties,” [arXiv:2309.06422](https://arxiv.org/abs/2309.06422) (2023).
- [22] A. Smolyanyuk, I. I. Mazin, L. Garcia-Gassull, and R. Valentí, “ RuO_2 : a puzzle to be solved,” [arXiv:2310.06909](https://arxiv.org/abs/2310.06909) (2023).
- [23] T. Kawamura, K. Yoshimi, K. Hashimoto, A. Kobayashi, and T. Misawa, “Compensated ferrimagnets with colossal spin splitting in organic compounds,” [arXiv:2312.00367](https://arxiv.org/abs/2312.00367) (2023).
- [24] L. Šmejkal, A. H. MacDonald, J. Sinova, S. Nakatsuji, and T. Jungwirth, “Anomalous Hall antiferromagnets,” *Nat. Rev. Mater.* **7**, 482 (2022).
- [25] C. Wu, K. Sun, E. Fradkin, and Sh.-Ch. Zhang, “Fermi liquid instabilities in the spin channel,” *Phys. Rev. B* **75**, 115103 (2007).
- [26] I. I. Pomeranchuk, “On the stability of a Fermi liquid,” *Sov. Phys. JETP* **8**, 361 (1958).
- [27] H. Bai, Y. C. Zhang, Y. J. Zhou, P. Chen, C. H. Wan, L. Han, W. X. Zhu, S. X. Liang, Y. C. Su, X. F. Han, F. Pan, and C. Song, “Efficient spin-to-charge conversion via altermagnetic spin splitting effect in antiferromagnet RuO_2 ,” *Phys. Rev. Lett.* **130**, 216701 (2023).
- [28] R.-W. Zhang, Ch. Cui, R. Li, J. Duan, L. Li, Zh.-M. Yu, and Yu. Yao, “Predictable gate-field control of spin in altermagnets with spin-layer coupling,” [arXiv:2306.08902](https://arxiv.org/abs/2306.08902) (2023).
- [29] B. Chi, L. Jiang, Yu Zhu, G. Yu, C. Wan, J. Zhang,

- and X. Han, “Crystal facet orientated altermagnets for detecting ferromagnetic and antiferromagnetic states by giant tunneling magnetoresistance effect,” [arXiv:2309.09561 \(2023\)](#).
- [30] Ch. Sun and J. Linder, “Spin pumping from a ferromagnetic insulator into an altermagnet,” *Phys. Rev. B* **108**, L140408 (2023).
- [31] Ye. S. Ang, “Altermagnetic Schottky contact,” [arXiv:2310.11289 \(2023\)](#).
- [32] E. W. Hodt and J. Linder, “Spin pumping in an altermagnet/normal metal bilayer,” [arXiv:2310.15220 \(2023\)](#).
- [33] J. A. Ouassou, A. Brataas, and J. Linder, “Josephson effect in altermagnets,” [arXiv:2301.03603 \(2023\)](#).
- [34] S.-B. Zhang, L.-H. Hu, and T. Neupert, “Finite-momentum Cooper pairing in proximitized altermagnets,” [arXiv:2302.13185 \(2023\)](#).
- [35] C. W. J. Beenakker and T. Vakhel, “Phase-shifted Andreev levels in an altermagnet Josephson junction,” *Phys. Rev. B* **108**, 075425 (2023).
- [36] Ch. Sun, A. Brataas, and J. Linder, “Andreev reflection in altermagnets,” [arXiv:2303.14236 \(2023\)](#).
- [37] M. Papaj, “Andreev reflection at altermagnet/superconductor interface,” [arXiv:2305.03856 \(2023\)](#).
- [38] S. A. A. Ghorashi, T. L. Hughes, and J. Cano, “Altermagnetic routes to Majorana modes in zero net magnetization,” [arXiv:2306.09413 \(2023\)](#).
- [39] D. Chakraborty and A. M. Black-Schaffer, “Zero-field finite-momentum and field-induced superconductivity in altermagnets,” [arXiv:2309.14427 \(2023\)](#).
- [40] Yu-X. Li and Ch.-Ch. Liu, “Majorana corner modes and tunable patterns in an altermagnet heterostructure,” *Phys. Rev. B* **108**, 205410 (2023).
- [41] Z. Feng, X. Zhou, L. Šmejkal, L. Wu, Z. Zhu, H. Guo, R. González-Hernández, X. Wang, H. Yan, P. Qin, X. Zhang, H. Wu, H. Chen, Z. Meng, L. Liu, Zh. Xia, J. Sinova, T. Jungwirth, and Zh. Liu, “An Anomalous Hall Effect in altermagnetic ruthenium dioxide,” *Nat. Electron.* **5**, 735 (2022).
- [42] R. D. Gonzalez Betancourt, J. Zubáč, R. Gonzalez-Hernandez, K. Geishendorf, Z. Šobáň, G. Springholz, K. Olejník, L. Šmejkal, J. Sinova, T. Jungwirth, S. T. B. Goennenwein, A. Thomas, H. Reichlová, J. Železný, and D. Kriegner, “Spontaneous anomalous Hall effect arising from an unconventional compensated magnetic phase in a semiconductor,” *Phys. Rev. Lett.* **130**, 036702 (2023).
- [43] X. Zhou, W. Feng, R.-W. Zhang, L. Smejkal, J. Sinova, Yu. Mokrousov, and Yu. Yao, “Crystal thermal transport in altermagnetic RuO₂,” *Phys. Rev. Lett.* **132**, 056701 (2024).
- [44] O. Fedchenko, J. Minar, A. Akashdeep, S.W. D’Souza, D. Vasilyev, O. Tkach, L. Odenbreit, Q. L. Nguyen, D. Kutnyakhov, N. Wind, L. Wenthous, M. Scholz, K. Rossnagel, M. Hoesch, M. Aeschlimann, B. Stadtmueller, M. Klauui, G. Schoenhense, G. Jakob, T. Jungwirth, L. Smejkal, J. Sinova, and H. J. Elmers, “Observation of time-reversal symmetry breaking in the band structure of altermagnetic RuO₂,” [arXiv:2306.02170 \(2023\)](#).
- [45] S. Lee, S. Lee, S. Jung, J. Jung, D. Kim, Y. Lee, B. Seok, J. Kim, B. G. Park, L. Šmejkal, Ch.-J. Kang, and Ch. Kim, “Broken Kramers’ degeneracy in altermagnetic MnTe,” *Phys. Rev. Lett.* **132**, 036702 (2024).
- [46] T. Osumi, S. Souma, T. Aoyama, K. Yamauchi, A. Honma, K. Nakayama, T. Takahashi, K. Ohgushi, and T. Sato, “Observation of giant band splitting in altermagnetic MnTe,” [arXiv:2308.10117 \(2023\)](#).
- [47] K. P. Kluczyk, K. Gas, M. J. Grzybowski, P. Skupiński, M. A. Borysiewicz, T. Fas, J. Suffczyński, J. Z. Domagala, K. Graszka, A. Mycielski, M. Baj, K. H. Ahn, V. Výborný, M. Sawicki, and M. Gryglas-Borysiewicz, “Coexistence of anomalous Hall effect and weak net magnetization in collinear antiferromagnet MnTe,” [arXiv:2310.09134 \(2023\)](#).
- [48] S. Reimers, L. Odenbreit, L. Smejkal, V. N. Strocov, P. Constantinou, A. B. Hellenes, R. J. Ubiergo, W. H. Campos, V. K. Bharadwaj, A. Chakraborty, Th. Denneulin, W. Shi, R. E. Dunin-Borkowski, S. Das, M. Kläui, J. Sinova, and M. Jourdan, “Direct observation of altermagnetic band splitting in CrSb thin films,” [arXiv:2310.17280 \(2023\)](#).
- [49] Z. Lin, D. Chen, W. Lu, X. Liang, Sh. Feng, K. Yamagami, J. Osiecki, M. Leandersson, B. Thiagarajan, J. Liu, C. Felser, and J. Ma, “Observation of giant spin splitting and d-wave spin texture in room temperature altermagnet RuO₂,” [arXiv:2402.04995 \(2024\)](#).
- [50] R. M. Fernandes, V. S. de Carvalho, T. Birol, and R. G. Pereira, “Topological transition from nodal to nodeless Zeeman splitting in altermagnets,” *Phys. Rev. B* **109**, 024404 (2024).
- [51] Ch. R. W. Steward, R. M. Fernandes, and J. Schmalian, “Dynamic paramagnon-polarons in altermagnets,” *Phys. Rev. B* **108**, 144418 (2023).
- [52] Yu. Yu, T. Shishidou, Sh. Sumita, M. Weinert, and D. F. Agterberg, “Spin-orbit enabled unconventional Stoner magnetism,” [arXiv:2310.00838 \(2023\)](#).
- [53] M. Wei, L. Xiang, F. Xu, L. Zhang, G. Tang, and J. Wang, “Gapless superconducting state and mirage gap in altermagnets,” [arXiv:2308.00248 \(2023\)](#).
- [54] E. F. Galindez-Ruales, L. Šmejkal, S. Das, E. Baek, C. Schmitt, F. Fuhrmann, A. Ross, R. González-Hernández, A. Rothschild, J. Sinova, C.-Y. You, G. Jakob, and M. Kläui, “Anisotropic magnetotransport realized in doped hematite,” [arXiv:2310.16907 \(2023\)](#).
- [55] A. Hariki, Y. Takahashi, and J. Kunes, “X-ray magnetic circular dichroism in RuO₂,” [arXiv:2312.02629 \(2023\)](#).
- [56] C. Autieri, R. M. Sattigeri, G. Cuono, and A. Fakhredin, “Dzyaloshinskii-Moriya interaction inducing weak ferromagnetism in centrosymmetric altermagnets and weak ferrimagnetism in noncentrosymmetric altermagnets,” [arXiv:2312.07678 \(2023\)](#).
- [57] Y. Fang, J. Cano, and S. A. A. Ghorashi, “Quantum geometry induced nonlinear transport in altermagnets,” [arXiv:2310.11489 \(2023\)](#).
- [58] H. Chen, Tz.-Ch. Wang, D. Xiao, G.-Yu Guo, Q. Niu, and A. H. MacDonald, “Manipulating anomalous Hall antiferromagnets with magnetic fields,” *Phys. Rev. B* **101**, 104418 (2020).
- [59] D.-F. Shao, Sh.-H. Zhang, G. Gurung, W. Yang, and E. Y. Tsymbal, “Nonlinear anomalous Hall effect for Néel vector detection,” *Phys. Rev. Lett.* **124**, 067203 (2020).
- [60] B. Brekke, A. Brataas, and A. Sudbø, “Two-dimensional altermagnets: a minimal microscopic model,” [arXiv:2308.08606 \(2023\)](#).
- [61] H. Schiff, A. Corticelli, A. Guerreiro, J. Romhányi, and P. McClarty, “The spin point groups and their representations,” [arXiv:2307.12784 \(2023\)](#).
- [62] P. A. McClarty and J. G. Rau, “Landau theory of altermagnetism,” [arXiv:2308.04484 \(2023\)](#).

- [63] Ch. Fang, H. Weng, X. Dai, and Zh. Fang, “Topological nodal line semimetals,” *Chinese Physics B* **25**, 117106 (2016), 1609.05414.
- [64] H. Weng, X. Dai, and Zh. Fang, “Topological semimetals predicted from first-principles calculations,” *J. Phys. Condens. Matter* **28**, 303001 (2016).
- [65] N. P. Armitage, E. J. Mele, and A. Vishwanath, “Weyl and Dirac semimetals in three-dimensional solids,” *Rev. Mod. Phys.* **90**, 015001 (2018).
- [66] B. A. Bernevig, H. Weng, Zh. Fang, and X. Dai, “Recent progress in the study of topological semimetals,” *J. Phys. Soc. Jpn.* **87**, 041001 (2018).
- [67] M. Hirayama, R. Okugawa, and Sh. Murakami, “Topological semimetals studied by *ab initio* calculations,” *J. Phys. Soc. Jpn.* **87**, 041002 (2018).
- [68] H. Gao, J. W. F. Venderbos, Yo. Kim, and A. M. Rappe, “Topological semimetals from first principles,” *Annu. Rev. Mater. Res.* **49**, 153 (2019).
- [69] See Supplemental Material available at ...
- [70] T. A. Maier and S. Okamoto, “Weak-coupling theory of neutron scattering as a probe of altermagnetism,” *Phys. Rev. B* **108**, L100402 (2023).
- [71] R. Ramazashvili, “Kramers degeneracy in a magnetic field and Zeeman spin-orbit coupling in antiferromagnetic conductors,” *Phys. Rev. Lett.* **101**, 137202 (2008).
- [72] K. Sun, H. Yao, E. Fradkin, and S. A. Kivelson, “Topological insulators and nematic phases from spontaneous symmetry breaking in 2D Fermi systems with a quadratic band crossing,” *Phys. Rev. Lett.* **103**, 046811 (2009).
- [73] C. L. Kane and E. J. Mele, “Quantum Spin Hall Effect in graphene,” *Phys. Rev. Lett.* **95**, 226801 (2005).
- [74] C. Weeks and M. Franz, “Topological insulators on the Lieb and perovskite lattices,” *Phys. Rev. B* **82**, 085310 (2010).
- [75] T. H. Hsieh, H. Lin, J. Liu, W. Duan, A. Bansil, and L. Fu, “Topological crystalline insulators in the SnTe material class,” *Nat. Commun.* **3**, 982 (2012).
- [76] Ya. Sun, Ya. Zhang, Ch.-X. Liu, C. Felser, and B. Yan, “Dirac nodal lines and induced spin Hall effect in metallic rutile oxides,” *Phys. Rev. B* **95**, 235104 (2017).
- [77] J. Sødequist and Th. Olsen, “Two-dimensional altermagnets from high throughput computational screening: symmetry requirements, chiral magnons and spin-orbit effects,” [arXiv:2401.05992](https://arxiv.org/abs/2401.05992) (2024).
- [78] Zh. Wang, D. Gautreau, T. Birol, and R. M. Fernandes, “Strain-tunable metamagnetic critical endpoint in Mott insulating rare-earth titanates,” *Phys. Rev. B* **105**, 144404 (2022).

Supplemental Material for “Mirror Chern Bands and Weyl Nodal Loops in Altermagnets”

Daniil S. Antonenko,¹ Rafael M. Fernandes,² and Jörn W. F. Venderbos^{3,4}

¹*Department of Physics, Yale University, New Haven, Connecticut 06520, USA*

²*School of Physics and Astronomy, University of Minnesota, Minneapolis, Minnesota 55455, USA*

³*Department of Physics, Drexel University, Philadelphia, PA 19104, USA*

⁴*Department of Materials Science & Engineering,
Drexel University, Philadelphia, Pennsylvania 19104, USA*

(Dated: February 16, 2024)

CONTENTS

I. Symmetry properties of the models and Ginzburg-Landau theory	1
A. Comparison of the symmetry properties of 2D and 3D models	2
B. Ginzburg-Landau free energy	2
II. Altermagnetism on the 2D Lieb lattice without SOC	4
A. Construction of the Hamiltonian	4
B. Symmetries of the Hamiltonian	5
C. Analysis of the Hamiltonian and the spectrum	6
D. Projection from the three-band Lieb lattice model	8
III. Altermagnetism on the 2D Lieb lattice with SOC	9
A. Symmetries in the presence of SOC	9
B. Electronic structure for out-of-plane Néel vector	10
C. Quantum Spin Hall Effect	11
D. Electronic structure for in-plane Néel vector	12
IV. Altermagnetism on the 3D rutile lattice without SOC	13
A. Construction of the Hamiltonian	13
B. Symmetries of the Hamiltonian	14
C. Analysis of the Hamiltonian and the spectrum	15
V. Altermagnetism on the 3D rutile lattice with SOC	16
A. Symmetries in the presence of SOC	17
B. Analysis of Hamiltonian for Néel vector $\mathbf{N} \parallel \hat{z}$	19
References	22

I. SYMMETRY PROPERTIES OF THE MODELS AND GINZBURG-LANDAU THEORY

In the main text, we introduced two models for two-dimensional (2D) and three-dimensional (3D) altermagnetism. In this Supplemental Section, we compare their symmetry properties and use these symmetry properties to derive the Ginzburg-Landau (GL) free energies for the localized magnetic moments. Recall that in the main text we focused on the properties of itinerant electrons assuming the configuration of localized moments to be frozen in an anti-aligned order with staggered magnetization (dubbed “Néel vector” hereafter) \mathbf{N} and coupled to electrons via an onsite Kondo term. As explained in the main text, the direction of the magnetic moments becomes crucial because it affects the behavior of electrons once spin-orbit-coupling is introduced, which also pins \mathbf{N} to certain lattice directions. So, to find out which local-spin configurations should be considered, we determine here which directions of \mathbf{N} minimize the Ginzburg-Landau free energy.

A. Comparison of the symmetry properties of 2D and 3D models

Both 2D and 3D models have the same point group, D_{4h} . However, the 2D model is symmetric with respect to regular group operations, while for the 3D rutile-type lattice the group includes non-symmorphic transformations. For the 2D lattice, shown in Fig. 1(a) of the main text, the origin of the coordinate system is located at a non-magnetic site. It follows then that the sublattices A and B are exchanged either by a C_{4z} rotation or by a $C_{2x'}$ rotation with respect to the diagonal in the Oxy plane. In contrast, the sublattices remain invariant under a two-fold rotation with respect to the x -axis, C_{2x} . Note that all rotation axes contain the origin. For the 3D lattice of Fig. 1(b) of the main text, the origin is at one of the magnetic sites. This choice corresponds to the standard setting of the $P4_2/mnm$ (#136) space group of the rutile lattice. In this setting, the diagonal two-fold rotation $C_{2x'}$ is still a symmetry of the lattice, which in this case leaves the sublattices invariant, however (as before, all rotation axes cross the origin). On the other hand, C_{4z} and C_{2x} rotations are not symmetry operations: while they map the magnetic sites onto a magnetic site, the non-magnetic sites are not mapped onto themselves. This can be circumvented if the rotations are complemented with a (half) translation by the lattice vector $(1/2, 1/2, 1/2)$, which is indicated as $\{C_{4z}|\frac{1}{2}\frac{1}{2}\frac{1}{2}\}$ and $\{C_{2x}|\frac{1}{2}\frac{1}{2}\frac{1}{2}\}$. Now, because of this additional half-translation imposed by the non-magnetic sites, the two magnetic sublattices are exchanged under these non-symmorphic operations.

The difference in the realization of symmetry operations has important consequences. To show this, we classify the Hamiltonian constituents into irreducible representations (irreps) of the D_{4h} point group by inspecting the action of each element of the point group and summarizing the results in Table I. Aiming at deriving a Ginzburg-Landau theory and a tight-binding Hamiltonian in the presence of spin-orbit coupling, we consider here symmetry operations that act jointly in the lattice and spin spaces.

We start by classifying how the Pauli matrices in the sublattice space (τ_a) transform in the 2D and 3D lattices under the action of point group elements. Each element either preserves sublattices and, hence, acts trivially on τ_i , or exchanges A and B sites. Such sublattice exchange can be represented as the operator $U_{\text{exch}} = \tau_x$ acting on the Bloch states in the sublattice space: $|\psi\rangle \rightarrow U_{\text{exch}}|\psi\rangle$. According to general linear algebra, the corresponding transformation law for operators is $\mathcal{O} \rightarrow U_{\text{exch}}^\dagger \mathcal{O} U_{\text{exch}}$. Substituting τ_a for \mathcal{O} , we see that τ_x and τ_0 are always preserved while τ_y and τ_z flip sign under sublattice exchange. Therefore, the $\tau_{x,0}$ matrices are invariant under all point group operations and belong to the trivial A_{1g} irrep, while the irrep of $\tau_{y,z}$ depends on the model. In the 2D model, because C_{4z} and $C_{2x'}$ exchange the sublattices, $\tau_{y,z}$ are odd under these two operations, but even under C_{2x} . The irrep of D_{4h} that satisfies these properties is B_{1g} . The same analysis in the 3D lattice reveals that τ_z and τ_y transform as the B_{2g} irrep, since in this case they are odd under the operations $\{C_{4z}|\frac{1}{2}\frac{1}{2}\frac{1}{2}\}$ and $\{C_{2x}|\frac{1}{2}\frac{1}{2}\frac{1}{2}\}$, but even under $\{C_{2x'}|000\}$ (Table I).

As for the net magnetization \mathbf{M} and the electron spin $\boldsymbol{\sigma}$, they have a trivial sublattice structure. Therefore, in both 2D and 3D lattices, they have the same classification: M_z and σ_z transform as A_{2g} while $\{M_x, M_y\}$ and $\{\sigma_x, \sigma_y\}$ belong to the two-dimensional irrep E_g . The situation is different for the Néel vector $\mathbf{N} = \mathbf{M}_A - \mathbf{M}_B$ since, under sublattice exchange, it transforms into $\mathbf{M}_B - \mathbf{M}_A = -\mathbf{N}$. Thus, compared to \mathbf{M} , the Néel vector \mathbf{N} gets an additional sign flip under those symmetry operations that exchange sublattices. This means that \mathbf{N} has the same symmetry properties as $\tau_z \mathbf{M}$. Therefore, the irrep of \mathbf{N} is the product of the irreps corresponding to \mathbf{M} and τ_z . Using the results from the paragraphs above, we conclude that the out-of-plane ($\parallel \hat{\mathbf{z}}$) component, N_z , belongs to the $A_{2g} \times B_{1g} = B_{2g}$ irrep in the 2D model (d_{xy} symmetry), while in the 3D case it belongs to the $A_{2g} \times B_{2g} = B_{1g}$ ($d_{x^2-y^2}$ symmetry) irrep. Therefore, for the case of an out-of-plane Néel vector, the general altermagnetic features of the two models, such as the direction of the spin-splitting nodal lines, are mapped onto each other by a 45° -rotation around Oz . This 45° -mapping can be seen in the Hamiltonians, upon comparing the t_d terms in Eqs. (1) and (4) of the main text and the spin-orbit coupling terms in Eqs. (3) and (5), first line. Thus, the two models considered in this paper are minimal representatives of d_{xy} and $d_{x^2-y^2}$ altermagnets on the square (tetragonal) lattice.

To determine the irrep of the in-plane ($\perp \hat{\mathbf{z}}$) components of the Néel vector, one can use the method of the previous paragraph and multiply the irreps of $\{M_x, M_y\}$ and τ_z , which gives the same result for both the 2D and 3D models: $E_g \times B_{1g} \simeq E_g \times B_{2g} \simeq E_g$. However, the irreps are identical in different bases. It is therefore convenient to express the components N_x and N_y in the same bases as $\{M_x, M_y\}$. We find that the action of the point group is the same on the doublets $\{M_x, M_y\}$ and $\{N_x, -N_y\}$ in the 2D model, compared to $\{M_x, M_y\}$ and $\{N_y, N_x\}$ in the 3D model. This subtlety will be important when deriving the symmetry-allowed coupling between \mathbf{M} and \mathbf{N} in the presence of SOC.

B. Ginzburg-Landau free energy

In the presence of SOC, the out-of-plane ($\parallel \hat{\mathbf{z}}$) and in-plane ($\perp \hat{\mathbf{z}}$) components of the Néel vector belong to different irreducible representations and thus should be treated independently. Which of them corresponds to the leading instability is determined by microscopics and is not predicted by Ginzburg-Landau (GL) theory. Therefore, in the

TABLE I. Classification with respect to the irreducible representations (irreps) of the D_{4h} point group for the 2D and 3D models of the paper.

	A_{1g} (id)	A_{2g}	B_{1g}	B_{2g}	E_g
2D model	τ_0, τ_x	M_z, σ_z	$\tau_z, \tau_y, d_{x^2-y^2}$	N_z, d_{xy}	$\{M_x, M_y\}, \{\sigma_x, \sigma_y\}, \{N_x, -N_y\}$
3D model	τ_0, τ_x	M_z, σ_z	$N_z, d_{x^2-y^2}$	τ_z, τ_y, d_{xy}	$\{M_x, M_y\}, \{\sigma_x, \sigma_y\}, \{N_y, N_x\}$

present work we consider both possibilities. We employ the irrep classification of the variables listed in Table I and demand that the free energy transforms trivially (as A_{1g}) under the action of the point group.

Consider first the case where the Néel vector points along the z direction. Since the order parameter is a scalar, the GL free energy takes the simple form $F = aN_x^2 + uN_z^4$ with a well-known description of the transition. No coupling between N_z and any components of the magnetization \mathbf{M} is allowed as can be inferred from the representation theory (see Table I).

Consider next the case of an in-plane Néel vector. As shown in Section IA, the in-plane components form a two-dimensional irreducible representation E_g both in the 2D and 3D models, so the same GL theory for a two-component order parameter with E_g symmetry is applicable. Recall, however, that while the order parameters have the same symmetry in the two models, they transform differently under the symmetries that exchange sublattices (see the last column of Table I). For instance, N_x is even under the twofold rotation C_{2x} in the 2D model, but is odd under the same rotation in the 3D model. This will be reflected in the form of the allowed coupling to the magnetization \mathbf{M} .

To determine the possible ground states for the two-component order parameter (N_x, N_y) , we write down the GL free energy for an E_g order parameter:

$$F = a(N_x^2 + N_y^2) + u_1(N_x^4 + N_y^4) + 2u_2N_x^2N_y^2 + F_{N,M} \quad (S1)$$

Note that there are two symmetry-allowed quartic terms, which determine the structure of the ground state below the Néel temperature T_N , as well as the $F_{N,M}$ term, which contains the allowed coupling to the magnetization \mathbf{M} . The form of $F_{N,M}$ depends on the model and will be considered below.

We first bring F to the form discussed in the main text. We introduce the polar decomposition $(N_x, N_y) = N(\cos\theta, \sin\theta)$ and after substitution we obtain

$$F = a_N N^2 + u_N N^4 + \gamma_N N^4 \cos 4\theta + F_{N,M}. \quad (S2)$$

The GL expansion coefficients u_N and γ_N are related to $u_{1,2}$ via

$$u_N = \frac{1}{4}(3u_1 + u_2), \quad \gamma_N = \frac{1}{4}(u_1 - u_2). \quad (S3)$$

As is clear from (S2), the internal structure of the order parameter below T_N is determined by the sign of γ_N . In particular, when $\gamma_N < 0$ the optimal angle θ is given by $\theta = n\pi/2$ ($n = 0, 1, 2, 3$). This corresponds to a Néel vector along the principal axes, i.e., \hat{x} or \hat{y} . Instead, when $\gamma_N > 0$ the optimal angle θ is given by $\theta = \pi/4 + n\pi/2$ ($n = 0, 1, 2, 3$), which corresponds to a Néel vector along the in-plane diagonals. In the former case, the system retains an in-plane twofold rotation symmetry about the direction of the Néel vector, whereas in the latter case the system retains an in-plane twofold rotation symmetry about an axis perpendicular to the Néel vector. Since such a perpendicular twofold rotation is also about a diagonal, it exchanges the sublattices and therefore implies that the moments on the two sublattices have equal size.

Consider now the coupling to the magnetization components (M_x, M_y) given by $F_{N,M}$. Since both $\{M_x, M_y\}$ and $\{N_x, N_y\}$ transform as E_g in both models, we should consider the product of the representations $E_g \otimes E_g = A_{1g} \oplus A_{2g} \oplus B_{1g} \oplus B_{2g}$. It contains the trivial irreducible representation A_{1g} , which means that a certain combination of the pairwise component products $N_i M_j$ is invariant under all group operations and should be added to the GL functional. Crucially, the group elements act differently on $\{M_x, M_y\}$ and $\{N_x, N_y\}$ despite they belonging to the same irreducible representation. We discussed this peculiarity in the end of Section IA and wrote the in-plane components of \mathbf{M} and \mathbf{N} in the same basis in the last column of Table I. Using this result, we obtain the explicit expression for the invariant combination for the 2D model:

$$F_{N,M}^{2D} = \kappa(N_x M_x - N_y M_y). \quad (S4)$$

Thus, when the Néel vector points along a principal axis (e.g., $\mathbf{N} \propto \hat{x}$), the induced magnetization is parallel to the the Néel vector. Conversely, when the Néel vector points along a body diagonal (e.g., $\mathbf{N} \propto \hat{x} + \hat{y}$), the induced magnetization is perpendicular to the the Néel vector. The former case gives rise to an induced ferrimagnetic configuration,

with collinear moments of unequal length on the two sublattices. The latter induces a canted (i.e. non-collinear) configuration.

Repeating the same steps as above, in the 3D model, the coupling between the Néel vector and the magnetization takes the form

$$F_{N,M}^{3D} = \kappa(N_x M_y + N_y M_x). \quad (\text{S5})$$

The situation is reversed compared to (S4), as the resulting state is a canted configuration when the Néel vector points along a principal axis and a ferrimagnetic configuration when it points along the diagonals.

II. ALTERMAGNETISM ON THE 2D LIEB LATTICE WITHOUT SOC

In the main text we introduced a tight-binding model for altermagnetism in 2D on the Lieb lattice. In this Supplemental Section we provide additional details of the construction and analysis of this model in the absence of SOC. As explained in the main text, we consider a two-band model for the two magnetic sites of the Lieb lattice sitting at positions $(0, \frac{1}{2})$ and $(\frac{1}{2}, 0)$. In the final part of this section we describe how our two-band model can be obtained from a three-band model by projecting out the nonmagnetic site at position $(0, 0)$.

The general form of the Hamiltonian is defined as

$$H = \sum_{\mathbf{k}} c_{\mathbf{k}}^{\dagger} \mathcal{H}(\mathbf{k}) c_{\mathbf{k}}, \quad c_{\mathbf{k}}^{\dagger} = \left(c_{\mathbf{k}A\uparrow}^{\dagger} \ c_{\mathbf{k}B\uparrow}^{\dagger} \ c_{\mathbf{k}A\downarrow}^{\dagger} \ c_{\mathbf{k}B\downarrow}^{\dagger} \right), \quad (\text{S6})$$

and, without SOC, \mathcal{H} takes the form (suppressing momentum dependence)

$$\mathcal{H} = \mathcal{H}_t + \mathcal{H}_{\text{AM}} \equiv \mathcal{H}_0. \quad (\text{S7})$$

Here \mathcal{H}_t simply describes the hopping of electrons and \mathcal{H}_{AM} describes the (alter)magnetism. To capture the essence of altermagnetism, it is important that \mathcal{H}_t reflects the true symmetry of the crystal lattice and thus includes symmetry-allowed hopping anisotropies.

A. Construction of the Hamiltonian

Our aim is to construct a generic Hamiltonian compatible with all symmetries of the Lieb lattice in the presence of collinear Néel order. By generic we mean a model that does not exhibit non-essential spectral features, i.e., features that can be removed by adding symmetry-allowed couplings in the Hamiltonian. The most important example of essential/non-essential features are spectral degeneracies: a generic model only exhibits essential degeneracies originating from physical symmetries. Two approaches can be used to construct such a Hamiltonian. One may work directly in momentum space by finding all symmetry-allowed combinations of Pauli matrices and momentum-dependent form factors using the classification of Table I, where the form factors represent symmetrized Fourier transformed hoppings. The symmetry operations include point group transformations and time reversal. Altermagnetic ordering, as any other form of magnetism, breaks time-reversal symmetry, \mathcal{T} , but the full Hamiltonian is still invariant when time reversal is accompanied by a sign flip of the Néel vector: $\mathcal{H} = \mathcal{T} \mathcal{H}_{\mathbf{N} \rightarrow -\mathbf{N}} \mathcal{T}$. The second approach takes a real-space perspective and is more physically motivated. To make the derivation more informative, we choose the second approach and determine \mathcal{H} by considering real space hopping processes.

To obtain a generic hopping Hamiltonian on the (two-site) Lieb lattice, we include nearest neighbor (1NN) and anisotropic second-nearest neighbor (2NN) hopping. The former is denoted t_1 and the latter are denoted $t_{2a} = t_2 + t_d$ and $t_{2b} = t_2 - t_d$. Using Pauli matrices $\boldsymbol{\tau}$ for sublattice space, this gives

$$\mathcal{H}_t(\mathbf{k}) = -4t_1 \cos \frac{k_x}{2} \cos \frac{k_y}{2} \tau_x - 2t_2 (\cos k_x + \cos k_y) \tau_0 - 2t_d (\cos k_x - \cos k_y) \tau_z. \quad (\text{S8})$$

For future reference it is useful to define the form factor functions

$$s_{\mathbf{k}} \equiv 4 \cos \frac{k_x}{2} \cos \frac{k_y}{2}, \quad s'_{\mathbf{k}} \equiv 2(\cos k_x + \cos k_y), \quad d_{\mathbf{k}} \equiv 2(\cos k_x - \cos k_y). \quad (\text{S9})$$

In terms of these form factor functions, the Hamiltonian can be compactly written as $\mathcal{H}_t(\mathbf{k}) = -t_1 s_{\mathbf{k}} \tau_x - t_2 s'_{\mathbf{k}} \tau_0 - t_d d_{\mathbf{k}} \tau_z$.

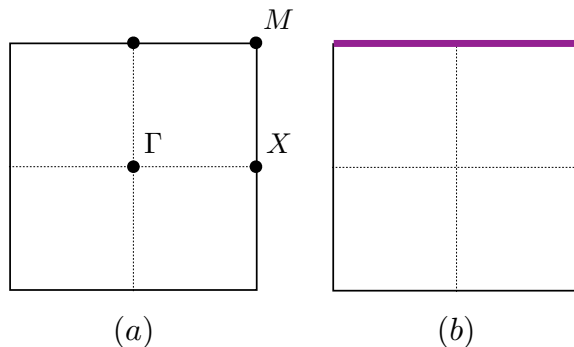


FIG. S1. Points and lines of high symmetry. (a) High symmetry points Γ , M , and X , corresponding to the wave vectors $\mathbf{Q}_\Gamma = (0, 0)$, $\mathbf{Q}_M = (\pi, \pi)$, and $\mathbf{Q}_X = (\pi, 0)$. (b) Lines of high symmetry on the Brillouin zone boundary.

Let us now include collinear intra-unit-cell staggered magnetic order with Néel vector \mathbf{N} . This gives rise to an additional term in the Hamiltonian given by

$$\mathcal{H}_{\text{AM}}(\mathbf{k}) = J\tau_z\mathbf{N} \cdot \boldsymbol{\sigma} + J'(\cos k_x - \cos k_y)\mathbf{N} \cdot \boldsymbol{\sigma}. \quad (\text{S10})$$

Here the first term (with coupling J) is the regular Kondo-like interaction with the collinear $Q = 0$ Néel order on the two sublattices and the second term (with coupling J') is a magnetic octupole term. The presence of a magnetic octupole term reflects a key aspect of altermagnetism, in that the staggered magnetization linearly couples to a higher-order magnetic multipole moment [S1], which in this case is a magnetic octupole [S2, S3]. Indeed, the transformation properties of τ_z and $\cos k_x - \cos k_y$ listed in Table I confirm that both terms in (S10) have the same symmetry. The presence of the magnetic octupole term furthermore highlights the characteristic momentum-dependent nonrelativistic spin splitting of altermagnets, showing that the two phenomena are inextricably linked (see also [S1, S2, S4]).

Although the J' term is symmetry-allowed, it does not give rise to any qualitative features that are not already described by the J term in combination with $\mathcal{H}_t(\mathbf{k})$. In particular, the J term in combination with $\mathcal{H}_t(\mathbf{k})$ already gives rise to nonrelativistic spin splitting due to the presence of τ_z . Therefore, since the J' term is in that sense non-essential, we will set $J' = 0$ in all subsequent analysis. Finally, because the Néel vector \mathbf{N} can point in any direction in the absence SOC, the band dispersion is independent of the direction of \mathbf{N} . We may therefore set $\mathbf{N} = N\hat{z}$.

B. Symmetries of the Hamiltonian

We now turn to a detailed analysis of the symmetry-enforced energy dispersion degeneracies in the limit of no SOC. We focus on three features in particular: (i) symmetry-enforced degeneracy at the M point, (ii) mirror (or twofold rotation) symmetry eigenvalues on the Brillouin zone (BZ) boundary, and (iii) inversion \mathcal{I} (or twofold C_{2z}) eigenvalues at inversion-symmetric high-symmetry points.

In the analysis of symmetries and their representations in the space of Bloch states, we make use of the gauge matrix $(V_{\mathbf{G}})_{\alpha\beta} = e^{i\mathbf{G} \cdot \boldsymbol{\ell}_\alpha} \delta_{\alpha\beta}$, where $\mathbf{G} = n_1\mathbf{g}_1 + n_2\mathbf{g}_2$ is a vector of the reciprocal lattice with spanning vectors $\mathbf{g}_{1,2}$. The reciprocal lattice vectors $\mathbf{g}_{1,2}$ are defined via the condition $\mathbf{g}_i \cdot \mathbf{a}_j = 2\pi\delta_{ij}$, where \mathbf{a}_j are the real-space lattice vectors. The vectors $\boldsymbol{\ell}_A = (\frac{1}{2}, 0)$ and $\boldsymbol{\ell}_B = (0, \frac{1}{2})$ denote the positions of the A and B sublattice sites.

- *The BZ corner M .*

We begin with the M point, which has momentum $\mathbf{Q}_M = (\pi, \pi)$, and consider the action of the three generators of D_{4h} . Note that we have

$$\mathcal{C}_{4z}\mathbf{Q}_M = \mathbf{Q}_M - \mathbf{g}_1, \quad \mathcal{C}_{2x}\mathbf{Q}_M = \mathbf{Q}_M - \mathbf{g}_2, \quad \mathcal{I}\mathbf{Q}_M = \mathbf{Q}_M - \mathbf{g}_1 - \mathbf{g}_2. \quad (\text{S11})$$

In terms of the gauge matrix and sublattice operators, this implies that the symmetry operators at the M point take the form

$$U_{\mathcal{C}_{4z}} = V_{-\mathbf{g}_1}\tau_x = -\tau_z\tau_x = -i\tau_y, \quad U_{\mathcal{C}_{2x}} = V_{-\mathbf{g}_2} = \tau_z, \quad U_{\mathcal{I}} = V_{-\mathbf{g}_1-\mathbf{g}_2} = -\mathbb{1}. \quad (\text{S12})$$

Because $U_{\mathcal{C}_{4z}}$ and $U_{\mathcal{C}_{2x}}$ do not commute, the states at M must form a two-dimensional irreducible representation, and therefore must be degenerate. In fact, we can conclude from this that the two states at M have p -wave

symmetry, transform as the representation E_u , and must indeed have the same energy. Note that this is different at Γ , where the bands may split, since they have A_{1g} and B_{1g} symmetry at Γ . This symmetry-enforced twofold degeneracy is what defines the symmetry protected quadratic band crossing point at M in the absence of magnetism [S5].

- *The BZ boundaries MX and MY .*

Now let us consider the BZ boundary defined by $\mathbf{Q}_{MX} = (\pi, q)$. This boundary is invariant under the mirror symmetry $\mathcal{M}_x = \mathcal{I}\mathcal{C}_{2x}$ and we can therefore label all energy bands by their mirror eigenvalues. First observe that

$$\mathcal{M}_x \mathbf{Q}_{MX} = \mathbf{Q}_{MX} - \mathbf{g}_1, \quad (\text{S13})$$

which means that the mirror symmetry operator in the space of Bloch states is

$$U_{\mathcal{M}_x} = V_{-\mathbf{g}_1} = \begin{pmatrix} -1 & 0 \\ 0 & 1 \end{pmatrix}. \quad (\text{S14})$$

From this we conclude that states arising from the two sublattices have opposite mirror eigenvalues, and thus cannot mix on the BZ boundary. A similar result obviously holds for the boundary defined by $\mathbf{Q}_{MY} = (q, \pi)$, for which one finds the mirror \mathcal{M}_y operator

$$U_{\mathcal{M}_y} = V_{-\mathbf{g}_2} = \begin{pmatrix} 1 & 0 \\ 0 & -1 \end{pmatrix}. \quad (\text{S15})$$

- *Representations of \mathcal{C}_{2z} and \mathcal{I} at invariant momenta.*

It is also useful to determine the symmetry representations of \mathcal{C}_{2z} and \mathcal{I} at the invariant momenta Γ , X , Y , and M . The reason is that the eigenvalues of these symmetries at the invariant momenta can be used to determine whether a gap closing transition is topological. Note that, in the absence of SOC, \mathcal{C}_{2z} and \mathcal{I} are equivalent in our 2D model and we only need to consider one of them; we choose \mathcal{C}_{2z} . Importantly, \mathcal{C}_{2z} does not exchange sublattices. At the Γ point, we clearly have $U_{\mathcal{C}_{2z}}^\Gamma = \mathbb{1}$. Since \mathcal{C}_{2z} acts on M as

$$\mathcal{C}_{2z} \mathbf{Q}_M = \mathbf{Q}_M - \mathbf{g}_1 - \mathbf{g}_2, \quad (\text{S16})$$

we therefore have

$$U_{\mathcal{C}_{2z}}^M = V_{-\mathbf{g}_1 - \mathbf{g}_2} = -\mathbb{1}. \quad (\text{S17})$$

The representations of \mathcal{C}_{2z} at X and Y immediately follow from our consideration of the BZ boundaries. We have

$$U_{\mathcal{C}_{2z}}^X = V_{-\mathbf{g}_1} = \begin{pmatrix} -1 & 0 \\ 0 & 1 \end{pmatrix}, \quad U_{\mathcal{C}_{2z}}^Y = V_{-\mathbf{g}_2} = \begin{pmatrix} 1 & 0 \\ 0 & -1 \end{pmatrix}. \quad (\text{S18})$$

We conclude that at Γ , the two bands arising from different sublattices have \mathcal{C}_{2z} and \mathcal{I} eigenvalue $+1$, whereas at M , both bands have eigenvalue -1 . Furthermore, the Hamiltonian must be diagonal at both X and Y if \mathcal{C}_{2z} and \mathcal{I} are preserved. The two bands have opposite eigenvalues and their ordering will depend on their energies.

C. Analysis of the Hamiltonian and the spectrum

In this section we provide a detailed analysis of the Hamiltonian \mathcal{H}_0 and its energy spectrum. As mentioned above, we may take the Néel vector to be along \hat{z} , i.e., $\mathbf{N} = N\hat{z}$, which yields

$$\mathcal{H}_0^{\uparrow, \downarrow}(\mathbf{k}) = \begin{pmatrix} \pm JN - t_2 s'_{\mathbf{k}} - t_d d_{\mathbf{k}} & -t_1 s_{\mathbf{k}} \\ -t_1 s_{\mathbf{k}} & \mp JN - t_2 s'_{\mathbf{k}} + t_d d_{\mathbf{k}} \end{pmatrix} = -t_2 s'_{\mathbf{k}} \tau_0 - t_1 s_{\mathbf{k}} \tau_x - (t_d d_{\mathbf{k}} \mp JN) \tau_z, \quad (\text{S19})$$

It is straightforward to obtain the full energy spectrum; one finds

$$\mathcal{E}_{\pm}^{\sigma}(\mathbf{k}) = -t_2 s'_{\mathbf{k}} \pm \sqrt{t_1^2 s_{\mathbf{k}}^2 + (t_d d_{\mathbf{k}} - \sigma JN)^2}. \quad (\text{S20})$$

It is clear that a spin splitting can only occur when t_d is nonzero, and furthermore that the spin splitting vanishing on the lines in momentum space for which $d_{\mathbf{k}} = 0$.

We now discuss specific features of the Hamiltonian by focusing on lines or points of high symmetry.

- *Dirac points on the Brillouin zone boundaries, MX and MY.*

Consider first the Brillouin zone boundary MX defined by $k_x = \pi$. This line is invariant under the mirror symmetry \mathcal{M}_x and, as shown in Sec. II B, this implies that the Hamiltonian commutes with $U_{\mathcal{M}_x} = -\tau_z$ and is thus diagonal. Setting $k_x = \pi$ we find that (S19) reduces to

$$\mathcal{H}_0^{\uparrow,\downarrow}(k_y) = \begin{pmatrix} \pm JN - t_2 s'_{\pi,k_y} - t_d d_{\pi,k_y} & 0 \\ 0 & \mp JN - t_2 s'_{\pi,k_y} + t_d d_{\pi,k_y} \end{pmatrix}, \quad (\text{S21})$$

which is consistent with the requirement that it commutes with $U_{\mathcal{M}_x}$. Simplifying the form factors for $k_x = \pi$ yields,

$$s'_{\pi,k_y} = -2 + 2 \cos k_y = -4 \sin^2(k_y/2), \quad d_{\pi,k_y} = -2 - 2 \cos k_y = -4 \cos^2(k_y/2), \quad (\text{S22})$$

such that the Hamiltonian can be rewritten as

$$\mathcal{H}_0^\sigma(k_y) = 4t_2 \sin^2 \frac{k_y}{2} \tau_0 + \left(4t_d \cos^2 \frac{k_y}{2} + \sigma JN \right) \tau_z. \quad (\text{S23})$$

This form shows directly that band crossings exist whenever

$$4t_d \cos^2 \frac{k_y}{2} = -\sigma JN, \quad (\text{S24})$$

which is the case as long as

$$0 < -\sigma JN/4t_d < 1. \quad (\text{S25})$$

This implies that crossings can exist on the $k_x = \pi$ only in one spin sector, which depends on the sign of JN/t_d . The situation on the $k_y = \pi$ line is similar, except that band crossings, when they exist, occur in the opposite spin sector.

- *Quadratic band crossing (QBC) point at M.*

Next we consider the special high symmetry momentum $\mathbf{Q}_M = (\pi, \pi)$ and expand the Hamiltonian in small momentum \mathbf{q} around this point. The lattice harmonics are expanded as

$$s'_{\mathbf{Q}_M+\mathbf{q}} = q_x^2 + q_y^2 - 4 = q^2 - 4, \quad s_{\mathbf{Q}_M+\mathbf{q}} = q_x q_y, \quad d_{\mathbf{Q}_M+\mathbf{q}} = q_x^2 - q_y^2, \quad (\text{S26})$$

and this leads to a continuum Hamiltonian given by

$$\mathcal{H}_0^\sigma(\mathbf{Q}_M + \mathbf{q}) = t_2(4 - q^2)\tau_0 + [\sigma JN - t_d(q_x^2 - q_y^2)]\tau_z - t_1 q_x q_y \tau_x. \quad (\text{S27})$$

This Hamiltonian can be recognized as the Hamiltonian of a quadratic band crossing (QBC) in the presence of a symmetry breaking term $\sigma JN\tau_z$, as first considered in detail in Ref. S5. As pointed out in Ref. S5, and shown also in Sec. II B, when $JN = 0$ the QBC is symmetry protected. A nonzero JN splits the QBC into two Dirac points in each spin sector. Consider for concreteness the case $JN > 0$. Then the condition

$$\sigma JN - t_d(q_x^2 - q_y^2) = 0 \quad (\text{S28})$$

implies that in the spin- \uparrow sector Dirac points exist on the q_x axis, whereas in the spin- \downarrow sector Dirac points exist on the q_y axis. Hence, the QBC point is split in orthogonal directions for the two spin projections, in agreement with the d -wave nature of the altermagnet.

- *Merger and removal of Dirac points at X and Y.*

Next, consider an expansion of the Hamiltonian around $\mathbf{Q}_X = (\pi, 0)$; the situation at $\mathbf{Q}_Y = (0, \pi)$ is analogous. The lattice harmonics are expanded as

$$s'_{\mathbf{Q}_X+\mathbf{q}} = q_x^2 - q_y^2, \quad s_{\mathbf{Q}_X+\mathbf{q}} = -2q_x, \quad d_{\mathbf{Q}_X+\mathbf{q}} = q_x^2 + q_y^2 - 4, \quad (\text{S29})$$

and this leads to a continuum Hamiltonian around $\mathbf{Q}_X = (\pi, 0)$ given by

$$\mathcal{H}^\sigma(\mathbf{Q}_X + \mathbf{q}) = -t_2(q_x^2 - q_y^2)\mathbb{1} + [t_d(4 - q^2) + \sigma JN]\tau_z + t_1 2q_x \tau_x. \quad (\text{S30})$$

Consistent with what was found above, when $q_x = 0$ the Hamiltonian is diagonal. Importantly, it is gapless for one of the spin species at X when $|JN/t_d| = 4$, which, according to (S25), marks the transition from a Dirac nodal phase to a gapped phase. Let us assume that $JN, t_d > 0$. Then the gapless point emerges only in the spin- \downarrow sector. At this gapless point, the Hamiltonian becomes

$$\mathcal{H}^\downarrow(\mathbf{Q}_X + \mathbf{q}) = -t_2(q_x^2 - q_y^2)\mathbb{1} - t_d q^2 \tau_z + t_1 2q_x \tau_x, \quad (\text{S31})$$

which shows that the dispersion is quadratic in q_y and linear in q_x .

D. Projection from the three-band Lieb lattice model

In this Supplemental section we consider the full three-band Lieb lattice model (see e.g. Ref. [S6]) and show that our effective two-band model can be obtained by projecting out the third band associated with the nonmagnetic site.

The three-band Lieb lattice model is constructed by explicitly including the third nonmagnetic site sitting at position $(0, 0)$. Recall that magnetic sites (labeled A and B) sit at $(\frac{1}{2}, 0)$ and $(0, \frac{1}{2})$. We label the nonmagnetic site C and construct a Hamiltonian of the general form

$$H = \sum_{\mathbf{k}} c_{\mathbf{k}}^{\dagger} \mathcal{H}(\mathbf{k}) c_{\mathbf{k}}, \quad c_{\mathbf{k}} = \begin{pmatrix} c_{\mathbf{k}A} \\ c_{\mathbf{k}B} \\ c_{\mathbf{k}C} \end{pmatrix}, \quad (\text{S32})$$

where spin indices were suppressed for simplicity. It is important to emphasize that the Lieb lattice model defined in this way has the same symmetries as the two-band model introduced in the main text. The three-band model simply adds an additional band. As a result, all previously considered terms in the Hamiltonian remain allowed, but are supplemented with couplings to the C site.

A three-band Hamiltonian (excluding magnetism) then takes the form

$$\mathcal{H}_t(\mathbf{k}) = -t_1 s_{\mathbf{k}} \begin{pmatrix} \tau_x & 0 \\ 0 & 0 \end{pmatrix} - t_2 s'_{\mathbf{k}} \begin{pmatrix} \tau_0 & 0 \\ 0 & 0 \end{pmatrix} - t_d d_{\mathbf{k}} \begin{pmatrix} \tau_z & 0 \\ 0 & 0 \end{pmatrix} + \begin{pmatrix} 0 & 0 \\ 0 & \varepsilon_0 \end{pmatrix} - 2t_0 \begin{pmatrix} 0 & D \\ D^{\dagger} & 0 \end{pmatrix}, \quad (\text{S33})$$

where we have introduced an implicit block notation of the Hamiltonian and defined

$$D = \begin{pmatrix} \cos \frac{k_x}{2} \\ \cos \frac{k_y}{2} \end{pmatrix}. \quad (\text{S34})$$

Therefore, the three-band model includes an isotropic hopping t_0 to the C site, as well as an on-site energy ε_0 . The latter is allowed since there is no symmetry which relates the C site to the A and B sites. Note that, as far as symmetry is concerned, direct hopping between the C sites is allowed but is ignored here, since our focus is on the regime in which ε_0 is large, thus giving rise to a separation of energy scales.

It is instructive to relate this three-band model to previous Lieb lattice models, in particular recent work highlighting connections to altermagnetism. Early work on Lieb lattice models focused on the appearance of a perfectly flat band sitting at the same energy as a linear Dirac crossing of the two other bands [S7]. The uniform Lieb lattice limit is achieved when only t_0 is nonzero, namely, when there is no direct hopping between A and B , and no intra-sublattice hopping. This is, of course, a fine-tuned limit, since there is no physical symmetry that forbids other terms.

In the context of altermagnetism, a simplified three-band Lieb-lattice model was recently proposed in Ref. S6 by Brekke, Brataas, and Sudbo. The BBS model is given by

$$\mathcal{H}(\mathbf{k}) = -t_1 s_{\mathbf{k}} \begin{pmatrix} \tau_x & 0 \\ 0 & 0 \end{pmatrix} + \begin{pmatrix} 0 & 0 \\ 0 & \varepsilon_0 \end{pmatrix} - 2t_0 \begin{pmatrix} 0 & D \\ D^{\dagger} & 0 \end{pmatrix}, \quad (\text{S35})$$

and thus only includes the symmetric hopping between the A and B sublattices (t_1), the potential difference between the sites (ε_0), and hopping between the A, B and C sites. Note that in the two-band model we constructed the system knows about the different crystalline environments of the A and B sites through the coupling t_d . In the BBS model, the different crystalline environments are encoded in the combination t_0 and ε_0 .

It turns out that a version of our two-band model can be obtained from (S35) by projecting out the nonmagnetic site. To this end, we assume that the nonmagnetic site sits at a higher energy ε_0 , which allows us to restrict the Hamiltonian to the two magnetic sites and include coupling to the C site perturbatively. This yields a Hamiltonian of the form

$$\mathcal{H}_{2 \times 2}(\mathbf{k}) = -t_1 s_{\mathbf{k}} \tau_x + \delta \mathcal{H}(\mathbf{k}) \quad (\text{S36})$$

where $\delta \mathcal{H}(\mathbf{k})$ is the correction computed in second-order perturbation theory and given by

$$\delta \mathcal{H}(\mathbf{k}) = -\frac{4t_0^2}{\varepsilon_0} D D^{\dagger} = -\frac{4t_0^2}{\varepsilon_0} \begin{pmatrix} \cos^2 \frac{k_x}{2} & \cos \frac{k_x}{2} \cos \frac{k_y}{2} \\ \cos \frac{k_x}{2} \cos \frac{k_y}{2} & \cos^2 \frac{k_y}{2} \end{pmatrix} = -\frac{2t_0^2}{\varepsilon_0} - \frac{t_0^2}{\varepsilon_0} \begin{pmatrix} 2 \cos k_x & s_{\mathbf{k}} \\ s_{\mathbf{k}} & 2 \cos k_y \end{pmatrix}. \quad (\text{S37})$$

In addition to an unimportant overall shift of the energy, we find a renormalized first nearest neighbor hopping $-t_1 - t_0^2/\varepsilon_0$, a symmetric second nearest neighbor hopping $t_2 = t_0^2/2\varepsilon_0$, and an anisotropic second nearest neighbor hopping $t_d = t_0^2/2\varepsilon_0$.

III. ALTERMAGNETISM ON THE 2D LIEB LATTICE WITH SOC

In this Supplemental Section we analyze the Lieb lattice model for 2D altermagnetism in the presence of SOC. In the presence of SOC spin is locked to the lattice, such that spatial and spin degrees of freedom transform jointly under the symmetries of the lattice. This has two important consequences for the structure of the Hamiltonian. First, the Hamiltonian will include spin-orbit-coupling terms such that the full Hamiltonian now takes the form

$$\mathcal{H} = \mathcal{H}_t + \mathcal{H}_{\text{AM}} + \mathcal{H}_{\text{SO}} = \mathcal{H}_0 + \mathcal{H}_{\text{SO}}, \quad (\text{S38})$$

where \mathcal{H}_{SO} describes the SOC terms allowed by all symmetries of the crystal lattice. Second, \mathcal{H}_{AM} will need to account for the locking of spin to the lattice, and will therefore be modified.

There is one SOC term that is compatible with full D_{4h} symmetry and is given by [S7]

$$\mathcal{H}_{\text{SO}}(\mathbf{k}) = \lambda \sin \frac{k_x}{2} \sin \frac{k_y}{2} \tau_y \sigma_z. \quad (\text{S39})$$

As mentioned in the main text, this SOC term is of Kane-Mele type [S8]. To see why it is symmetry-allowed, note from Table I that the form factor function $\sin(k_x/2) \sin(k_y/2)$ has d_{xy} (B_{2g}) symmetry and that τ_y has $d_{x^2-y^2}$ (B_{1g}) symmetry. The latter follows from the fact that τ_y is odd under all symmetries which exchange sublattices. Their combination thus transforms as the $B_{1g} \times B_{1g} = A_{2g}$ irreducible representation, which corresponds precisely to the symmetry of σ_z , i.e. the component of spin angular momentum along the z direction.

Now consider the term \mathcal{H}_{AM} in the presence of SOC. As described in Sec. I, we must distinguish N_z and (N_x, N_y) , i.e., an out-of-plane Néel vector from an in-plane Néel vector. In the case of an out-of-plane Néel vector, \mathcal{H}_{AM} retains the same form as without SOC:

$$\mathcal{H}_{\text{AM}}(\mathbf{k}) = J N_z \tau_z \sigma_z + 2J' N_z (\cos k_x - \cos k_y) \sigma_z. \quad (\text{S40})$$

On the other hand, in the case of an in-plane Néel vector, \mathcal{H}_{AM} acquires an additional term proportional to the magnetization \mathbf{M} , which is induced by the Néel order as discussed in Sec. I. The Hamiltonian \mathcal{H}_{AM} then becomes

$$\mathcal{H}_{\text{AM}}(\mathbf{k}) = J \tau_z (N_x \sigma_x + N_y \sigma_y) + 2J' (\cos k_x - \cos k_y) (N_x \sigma_x + N_y \sigma_y) + h (M_x \sigma_x + M_y \sigma_y). \quad (\text{S41})$$

Since \mathbf{M} is determined by \mathbf{N} per Eq. (S4), an alternative way to write the last term is $\lambda_{\text{FM}} (N_x \sigma_x - N_y \sigma_y)$. As argued in Sec. II, we can set $J' = 0$.

A. Symmetries in the presence of SOC

We now briefly consider the action of the symmetries in the presence of SOC. Crucially, in the presence of SOC symmetries act jointly on spatial and spin degrees of freedom. The appropriate representations of point group symmetries are double-valued representations. Note further that when SOC is included, the sets of symmetries that are broken and preserved depend on the direction of the Néel vector.

In this brief discussion we focus on two features in particular: (i) the presence of mirror or twofold rotation symmetries, and (ii) the presence of mutually anti-commuting symmetries.

- *Mirror and twofold rotation symmetries.*

The presence of mirror or twofold rotation symmetries can protect band crossings on lines of high symmetry when the bands involved have opposite mirror or rotation eigenvalues. In this work we are particularly interested in the symmetry protection of the Dirac crossings on the MX and MY lines. The eigenvalues of the mirror \mathcal{M}_z and twofold rotation \mathcal{C}_{2z} symmetries, for instance, are determined by the algebraic relations

$$\mathcal{M}_z^2 = \mathcal{R}, \quad \mathcal{C}_{2z}^2 = \mathcal{R}, \quad (\text{S42})$$

where \mathcal{R} is rotation by 2π , which equals -1 for spin-1/2 fermions. Hence, when one of these symmetries is present and leaves a line of high symmetry invariant, the Hamiltonian block diagonalizes into blocks labeled by the mirror eigenvalues $\pm i$.

- *Mutually anti-commuting symmetries.*

When the Néel vector is in the z direction, the system retains twofold rotation symmetry about the body diagonals and mirror reflection symmetry in the vertical planes passing through the body diagonals. Specifically,

consider the twofold rotation $\mathcal{C}_{2\hat{n}}$ with $\hat{n} = (1, 1)/\sqrt{2}$ and the mirror reflection $\mathcal{M}_{\hat{n}_\perp} = \mathcal{I}\mathcal{C}_{2\hat{n}_\perp}$, where $\hat{n}_\perp = (1, -1)/\sqrt{2}$. The symmetries leave the high symmetry line (k, k) invariant and have the algebraic relation

$$\mathcal{C}_{2\hat{n}}\mathcal{M}_{\hat{n}_\perp} = \mathcal{R}\mathcal{M}_{\hat{n}_\perp}\mathcal{C}_{2\hat{n}}. \quad (\text{S43})$$

This relation implies that these symmetries anticommute in the presence of SOC, which in turn implies that all bands must be at least twofold degenerate. In the context of our model this means that, when the Néel vector is in the z direction, the Zeeman splitting nodal lines are preserved when SOC is included.

B. Electronic structure for out-of-plane Néel vector

We first address the Hamiltonian and its spectral features when the Néel vector is perpendicular to the plane. In this case, the system has mirror symmetry \mathcal{M}_z , which acts as $z \rightarrow -z$. The representation of this mirror symmetry in the space of Bloch states is $U_{\mathcal{M}_z} = -i\sigma_z$, which indeed commutes with the full Hamiltonian \mathcal{H} . It follows that the mirror eigenvalues $\mp i$ coincide with spin \uparrow, \downarrow , such that spin can be used to label the decoupled Hamiltonian blocks.

The full Hamiltonian can then be written in a similar way as in (S19), but now including the SOC term:

$$\mathcal{H}^{\uparrow, \downarrow}(\mathbf{k}) = -t_2 s'_\mathbf{k} \tau_0 - t_1 s_\mathbf{k} \tau_x - (t_d d_\mathbf{k} \mp JN) \tau_z \pm \lambda \sin \frac{k_x}{2} \sin \frac{k_y}{2} \tau_y. \quad (\text{S44})$$

Recall that the form factor functions were defined in Sec. II A. It is now straightforward to perform an analysis of the Hamiltonian and its spectral properties for nonzero λ . Here, we focus on the expansion around the high symmetry points M and X (Y).

- *Gapped Dirac points on the BZ boundaries.*

To see that the Dirac points found in the absence of SOC become gapped it is instructive to revisit the expansion around the momentum \mathbf{Q}_M , see Eq. (S27). In the presence of SOC the continuum Hamiltonian acquires an additional term

$$\mathcal{H}^\sigma(\mathbf{Q}_M + \mathbf{q}) = t_2(4 - q^2)\tau_0 + [\sigma JN - t_d(q_x^2 - q_y^2)]\tau_z - t_1 q_x q_y \tau_x + \sigma \lambda \tau_y. \quad (\text{S45})$$

The last term proportional to λ anticommutes with the second and third terms, and thus gaps the Dirac points. Indeed, it can be recognized as the term which gaps a QBC [S5]. The nontrivial topology of the band structure immediately follows from the analysis in terms of a QBC point. A gapped QBC necessarily produces Chern bands [S5] with Chern number $C = \pm 1$. Since the spin up and down sectors have opposite signs of the gapping term ($\sigma \lambda \tau_y$), the ordering of the Chern bands is reversed from one spin sector to the other.

- *Topological gap closing transition at X (Y).*

Next, consider an expansion around $\mathbf{Q}_X = (\pi, 0)$. Following the procedure used to derive Eq. (S30), we find:

$$\mathcal{H}^{\uparrow, \downarrow}(\mathbf{Q}_X + \mathbf{q}) = -t_2(q_x^2 - q_y^2)\mathbb{1} + [\pm JN + t_d(4 - q^2)]\tau_z + 2t_1 q_x \tau_x \pm \frac{1}{2} \lambda q_y \tau_y. \quad (\text{S46})$$

As discussed after Eq. (S30), the Hamiltonian is diagonal along the line $q_x = 0$ (corresponding to MX) in the absence of SOC ($\lambda = 0$). Moreover, it is gapless for one of the spin species at X when $|J|N = 4|t_d|$. In the case $J, t_d > 0$, which we assume for now, the gapless point emerges only in the spin- \downarrow sector. At this gapless point, the Hamiltonian without SOC is given by (S31). When SOC is included, the Hamiltonian at the gapless point $JN = 4t_d$ (assuming still $J, t_d > 0$) takes the form

$$\mathcal{H}^\downarrow(\mathbf{Q}_X + \mathbf{q}) = -t_2(q_x^2 - q_y^2)\mathbb{1} - t_d q^2 \tau_z + t_1 2q_x \tau_x + 2\lambda q_y \tau_y, \quad (\text{S47})$$

which is the Hamiltonian of a massless Dirac fermion. We conclude that as JN increases from $JN < 4t_d$ to $JN > 4t_d$, the spin- \uparrow sector goes through a topological gap closing transition. At this transition, bands with opposite inversion \mathcal{I} eigenvalues invert, as can be inferred from the discussion in Sec. II B. This is a signal that the (parity of the) Chern number changes at the transition. Note that if the transition at X occurs in the spin- \downarrow sector, then it occurs in the spin- \uparrow sector at Y . Hence, the Chern number changes in both spin sectors and it can be shown that the change is equal in magnitude but opposite in sign.

C. Quantum Spin Hall Effect

As discussed in the main text, the 2D model at small values of N with *out-of-plane* Néel vector develops a topological gap in the presence of spin-orbit coupling. The two lowest spin-up(down) bands are expected to have Chern numbers $\mathcal{C} = \pm 1$. To confirm this, we calculate numerically the Berry curvature in the Brillouin zone using a 200×200 mesh and employing the determinant trick [S9, S10]. Our calculations show that when λ is increased, the Berry curvature, which is initially concentrated near the Dirac crossings along the MX and MY edges, is redistributed over the BZ, forming the peculiar circular pattern shown in Fig. S2(a). Note that the Chern number, which is the integrated Berry curvature, remains constant.

Chern bands with opposite topological numbers for spin-up and spin-down bands are expected to lead to a version of the quantum spin Hall effect (QSHE) with counter-propagating spin-up/down edge states. To verify this prediction, we performed a numerical tight-binding simulation with the Kwant package [S11]. The results are presented in Fig. S2(b,c). In panel (b), we show the band dispersions in the topological phase in the stripe geometry with 50 unit cells in width. Mid-gap topological edge modes are clearly visible, with one mode per edge and spin projection. Spin-up and spin-down boundary modes are highlighted in red and blue, while the bulk spectrum is shown in black regardless of the spin. In panel (c), we plot the two-terminal dimensionless electrical conductance g between adjacent leads, revealing quantization $g = 1$ in the topological phase (left panel) and vanishing conductance otherwise (right panel). We used the same parameters as given in Figs. 3 (a) and (c) of the main text. The setup is shown in the insets, where we also plot the local density of states (LDOS) for a mid-gap chemical potential. In the topological regime, the edge modes demonstrably contribute to the LDOS near the edges of the slab.

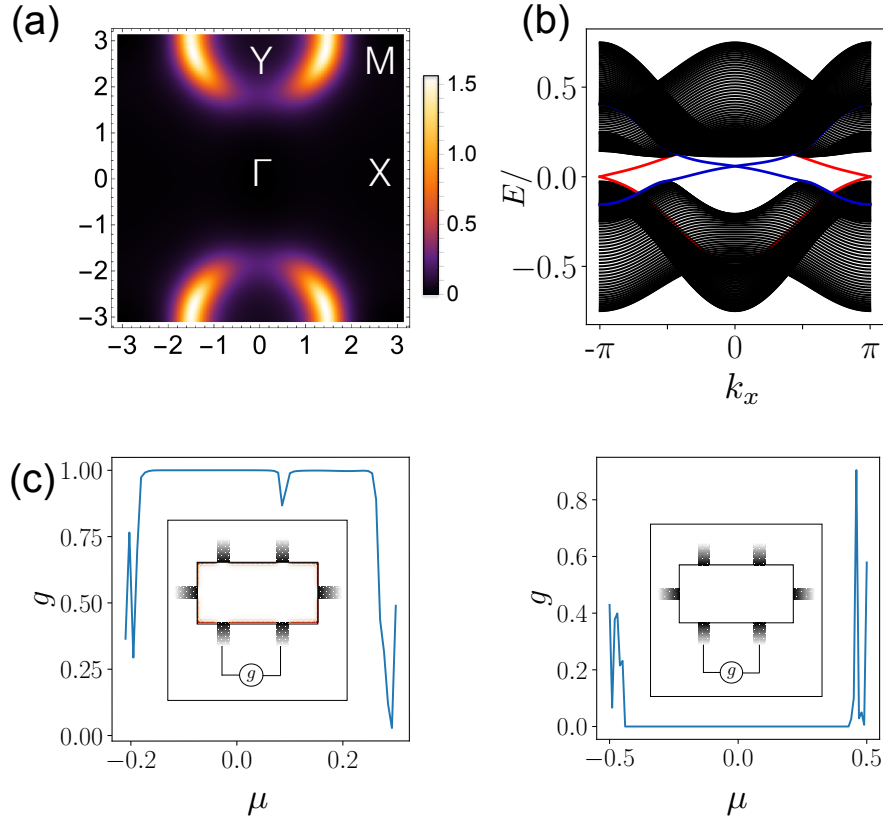


FIG. S2. Results of the numerical simulation of the 2D altermagnet with SOC and out-of-plane Néel vector in the topological regime of mirror Chern insulator. The model parameters are the same as in Fig. 3(a) of the main text. (a) Spread of the Berry curvature (in color code) over the Brillouin zone for the lowest spin-up band. This band has mirror Chern number 1. (b) Tight-binding calculation of the band dispersion in the stripe geometry (50 unit cell width) demonstrating edge modes shown in red and blue for spin-up and spin-down states, respectively. The energy is shown in units of $W = 8t_d$. (c) Two-terminal conductance in the topological (left) and trival (right) regimes as a function of chemical potential swept over the gap. The parameters in the left and right panels are the same as in Fig. 3(a) and (c), respectively. The geometry is shown in the inset, which also demonstrates the local density of states accumulated near the sample boundary in the topological phase.

D. Electronic structure for in-plane Néel vector

We now consider the electronic properties of our model when the Néel vector lies in the plane. Based on the general analysis within the framework of the GL theory, as described in Sec. I, two cases need to be distinguished: (i) a Néel vector along the principal axes, and (ii) a Néel vector along the body diagonal, e.g. $\hat{n} = (1, 1)/\sqrt{2}$. Here we consider these two cases separately.

- *Néel vector along the principal axes.*

When the Néel vector points along one of the principal axes, say \hat{x} , the remaining symmetries are \mathcal{C}_{2x} , \mathcal{M}_x , and \mathcal{I} . While \mathcal{C}_{2x} leaves the MY line invariant, \mathcal{M}_x leaves the MX line invariant. The Brillouin zone boundaries therefore remain lines of high symmetry, which implies that the Dirac crossings are not gapped by the SOC.

To see this, consider the line MX parametrized by (π, k_y) . On this line, the representation of the mirror symmetry \mathcal{M}_x is given by $U_{\mathcal{M}_x} = i\tau_z\sigma_x$, which must commute with the Hamiltonian. It is straightforward to check that it indeed does. It is therefore possible to diagonalize $U_{\mathcal{M}_x}$ and the Hamiltonian simultaneously, and to re-express the Hamiltonian in a basis of eigenstates of $U_{\mathcal{M}_x}$. This results in a block diagonal structure of the Hamiltonian with two 2×2 blocks labeled by the mirror eigenvalues $\pm i$ of $U_{\mathcal{M}_x}$. We denote the blocks $\mathcal{H}_{\pm}(k_y)$ and find that they are given by

$$\mathcal{H}_{\pm}(k_y) = \left(4t_2 \sin^2 \frac{k_y}{2} \pm JN\right) \mathbb{1} + \left(4t_d \cos^2 \frac{k_y}{2} \pm \lambda_{\text{FM}}N\right) \mu_z + \lambda \sin \frac{k_y}{2} \mu_y. \quad (\text{S48})$$

Here we have introduced a set of Pauli matrices (μ_x, μ_y, μ_z) which span the Hamiltonian in the mirror subspaces. That is to say, we introduce this additional set of Pauli matrices to write the 2×2 blocks labeled by the mirror eigenvalues of $U_{\mathcal{M}_x}$. Note also that we have included the allowed magnetization term of Eq. (S41).

To proceed, let us assume (without loss of generality) that $JN > 0$. Point nodes on the MX line then occur when the lower spectral branch of the $+i$ mirror sector crosses the upper branch of the $-i$ mirror sector. The precise condition for such a crossing is

$$2JN = \sqrt{\left(4t_d \cos^2 \frac{k_y}{2} + \lambda_{\text{FM}}N\right)^2 + \lambda^2 \sin^2 \frac{k_y}{2}} + \sqrt{\left(4t_d \cos^2 \frac{k_y}{2} - \lambda_{\text{FM}}N\right)^2 + \lambda^2 \sin^2 \frac{k_y}{2}}, \quad (\text{S49})$$

which defines a single constraint with one free parameter k_y . Such constraint is generically satisfied at a point. An argument of this kind, which examines the number of constraints and number of free parameters is referred to as a co-dimension argument.

To examine in more detail when the constraint is satisfied, let us set $\lambda_{\text{FM}} = 0$ (i.e., ignore the overall magnetization), in which case the constraint simplifies and reads as

$$JN = 4\sqrt{t_d^2 \cos^4 \frac{k_y}{2} + \lambda^2 \sin^2 \frac{k_y}{2}}. \quad (\text{S50})$$

It is instructive to compare this situation with the $\lambda = 0$ case, i.e., the case without SOC. In this situation, the criterion (S50) is satisfied, and thus nodal crossings are present, provided that

$$0 < \frac{JN}{4|t_d|} < 1, \quad (\text{S51})$$

Since the lower bound takes place for $k_y = \pi$ and the upper bound, for $k_y = 0$, the nodal crossings are created at M and are removed at X , in full agreement with the previous analysis without SOC. When λ is made nonzero the situation changes. The criterion (S50) is now satisfied provided that

$$\min\left(\frac{\lambda}{|t_d|}\sqrt{1 - \frac{\lambda^2}{4t_d^2}}, 1\right) < \frac{JN}{4|t_d|} < \max\left(1, \frac{\lambda}{|t_d|}\right) \quad (\text{S52})$$

Interestingly, the lower bound is now met either at $k_y = 2 \arccos(\frac{\lambda}{\sqrt{2}|t_d|})$, for $\lambda < \sqrt{2}|t_d|$ or $k_y = 0$, for $\lambda > \sqrt{2}|t_d|$. Conversely, the upper bound is met either at $k_y = 0$, for $\lambda < |t_d|$, or $k_y = \pi$, for $\lambda > |t_d|$. Therefore, the number of crossings depends on λ . There are two different regimes: for $\lambda < \sqrt{2}|t_d|$, there is only one crossing if

$$\frac{\lambda}{|t_d|} < \frac{JN}{4|t_d|} < 1, \quad (\text{S53})$$

and two crossings if

$$\frac{\lambda}{|t_d|} \sqrt{1 - \frac{\lambda^2}{4t_d^2}} < \frac{JN}{4|t_d|} < \min\left(1, \frac{\lambda}{|t_d|}\right). \quad (\text{S54})$$

On the other hand, for $\lambda > \sqrt{2}|t_d|$, there is only one crossing provided that

$$1 < \frac{JN}{4|t_d|} < \frac{\lambda}{|t_d|}. \quad (\text{S55})$$

Note that this second crossing survives even in the regime where there is no crossing in the absence of SOC.

- Néel vector along $\hat{n} = (1, 1)/\sqrt{2}$.

Finally, we consider the case of a Néel vector along the body diagonal, i.e., along $\hat{n} = (1, 1)/\sqrt{2}$. In this case the lines MX and MY are not invariant under the remaining physical symmetries, which leads to an immediate gapping of the Dirac crossings.

To see this in more detail, we set $k_x = \pi$ and find that the full Hamiltonian on the $k_x = \pi$ lines is given by

$$\mathcal{H}(\pi, k_y) = 4t_2 \sin^2 \frac{k_y}{2} \tau_0 + 2t_d \cos^2 \frac{k_y}{2} \tau_z + \lambda \sin \frac{k_y}{2} \tau_y \sigma_z + \frac{JN}{\sqrt{2}} \tau_z (\sigma_x + \sigma_y) + \frac{\lambda_{\text{FM}} N}{\sqrt{2}} (\sigma_x - \sigma_y). \quad (\text{S56})$$

Importantly, here we have included the allowed magnetization term of Eq. (S41) with coupling λ_{FM} . The importance of this term can be seen as follows. If we were to ignore it, we would be left with a Hamiltonian that commutes with $\tau_z(\sigma_x + \sigma_y)/\sqrt{2}$ and therefore be block diagonalized by expressing it in terms of the eigenvectors of $\tau_z(\sigma_x + \sigma_y)/\sqrt{2}$. We would then face a situation similar to the case of a Néel vector along \hat{x} , where a crossings of bands from different blocks is stable. The coupling $\lambda_{\text{FM}} N(\sigma_x - \sigma_y)/\sqrt{2}$ does not commute with $\tau_z(\sigma_x + \sigma_y)/\sqrt{2}$, however, and therefore does not block diagonalize and indeed couples the blocks. This invalidates the co-dimension argument and leads to a gapping of the Dirac points. We thus find that once the allowed canting of moments is taken into account, the Dirac points gap.

IV. ALTERMAGNETISM ON THE 3D RUTILE LATTICE WITHOUT SOC

In the main text we introduced a generic tight-binding model for altermagnetism in a class of systems defined by the rutile lattice structure, such as RuO_2 and MnF_2 . In this Supplemental Section we provide details of the construction and analysis of the 3D rutile model, which is based on Ref. [S12].

We proceed in the same manner as in the case of the 2D model and write the Hamiltonian in the form

$$H = \sum_{\mathbf{k}} c_{\mathbf{k}}^\dagger \mathcal{H}(\mathbf{k}) c_{\mathbf{k}}, \quad c_{\mathbf{k}}^\dagger = \left(c_{\mathbf{k}A\uparrow}^\dagger \quad c_{\mathbf{k}B\uparrow}^\dagger \quad c_{\mathbf{k}A\downarrow}^\dagger \quad c_{\mathbf{k}B\downarrow}^\dagger \right). \quad (\text{S57})$$

In this section we consider the case when SOC is absent, such that the Hamiltonian $\mathcal{H}(\mathbf{k})$ consists of the two terms

$$\mathcal{H} = \mathcal{H}_t + \mathcal{H}_{\text{AM}} \equiv \mathcal{H}_0. \quad (\text{S58})$$

The sublattices A and B correspond to the two magnetic Ru or Mn atoms in the unit cell, sitting at Wyckoff positions $(0, 0, 0)$ and $(\frac{1}{2}, \frac{1}{2}, \frac{1}{2})$. We recall that, in contrast to the 2D model, the origin of the coordinate system is placed at one of the magnetic atoms.

A. Construction of the Hamiltonian

To obtain a generic model for the rutile class, we follow the approach of Refs. S3 and S12 and include hopping terms up to third-nearest neighbors. As pointed out in Ref. S12, including third-nearest neighbor hopping is necessary to ensure that the model reflects the true symmetry of the crystal. In particular, hopping anisotropies arising from the distinct crystalline environment of the A and B sublattice only show up at third-nearest neighbors. This can also be inferred from the fact that the point-group-invariant combination $\tau_z d_{xy}$ (see Table I) can be implemented only with the help of third-nearest neighbor hopping.

The first-, second- and third-nearest neighbor hoppings are denoted t_1 , t_2 (t'_2), and t_{3d} , respectively. Note that second-nearest neighbor hopping along the ab plane (t_2) is generally different from hopping along the c axis (t'_2). Furthermore, we only include the anisotropic third-nearest neighbor hopping t_d , which has a d_{xy} symmetry, since the isotropic term does not add new features to the system. The Hamiltonian $\mathcal{H}_t(\mathbf{k})$ then takes the form

$$\mathcal{H}_t(\mathbf{k}) = -8t_1 \cos \frac{k_x}{2} \cos \frac{k_y}{2} \cos \frac{k_z}{2} \tau_x - 2[t_2(\cos k_x + \cos k_y) + t'_2 \cos k_z] \tau_0 - 4t_d \sin k_x \sin k_y \tau_z. \quad (\text{S59})$$

Using the abbreviated notation introduced in the main text,

$$c_{i/2} \equiv \cos \frac{k_i}{2}, \quad c_i \equiv \cos k_i, \quad (\text{S60})$$

it takes the form

$$\mathcal{H}_t(\mathbf{k}) = -8t_1 c_{x/2} c_{y/2} c_{z/2} \tau_x - 2[t_2(c_x + c_y) + t'_2 c_z] \tau_0 - 4t_d s_x s_y \tau_z. \quad (\text{S61})$$

For simplicity, in what follows we will set $t_2 = t'_2$, which does not affect our results and conclusions. As it was the case for the 2D model, it will be useful to define the form-factor functions

$$s_{\mathbf{k}} = 8 \cos \frac{k_x}{2} \cos \frac{k_y}{2} \cos \frac{k_z}{2}, \quad s'_{\mathbf{k}} = 2(\cos k_x + \cos k_y + \cos k_z), \quad d_{\mathbf{k}} = 4 \sin k_x \sin k_y, \quad (\text{S62})$$

Next we include the altermagnetic Hamiltonian. The form of $\mathcal{H}_{\text{AM}}(\mathbf{k})$ is very similar to (S10) and only differs in the magnetic octupole term:

$$\mathcal{H}_{\text{AM}}(\mathbf{k}) = J \tau_z \mathbf{N} \cdot \boldsymbol{\sigma} + J' \sin k_x \sin k_y \mathbf{N} \cdot \boldsymbol{\sigma}. \quad (\text{S63})$$

As in the 2D case, it is not essential to retain the symmetry-allowed J' term, and we therefore keep only the J term in the subsequent analysis (see also the discussion in Sec. II A).

B. Symmetries of the Hamiltonian

Next, we present an analysis of the relevant symmetry-mandated degeneracies in the absence of SOC. This discussion follows the approach of Sec. II B and makes use of the same notation. Here we focus only on the Brillouin zone (BZ) boundaries, where degeneracies of interest arise.

- *The BZ boundary plane $k_z = \pi$.*

We begin with the $k_z = \pi$ plane given by $\mathbf{Q}_{k_z=\pi} = (k_x, k_y, \pi)$. This BZ boundary is invariant under the mirror symmetry $\{\mathcal{M}_z | 000\}$, which implies that bands can be labeled by mirror eigenvalues. Note that

$$\mathcal{M}_z \mathbf{Q}_{k_z=\pi} = \mathbf{Q}_{k_z=\pi} - \mathbf{g}_3, \quad (\text{S64})$$

where $\mathbf{g}_3 = 2\pi/c$ is a reciprocal lattice vector. Therefore, the symmetry representation in the space of Bloch states takes the form

$$U_{\mathcal{M}_z} = V_{-\mathbf{g}_3} = \tau_z. \quad (\text{S65})$$

Similar to what was found in the 2D model on the high symmetry lines, this implies that bands from different sublattices have opposite mirror eigenvalues and therefore cannot mix on the $k_z = \pi$ plane. The Hamiltonian must therefore be diagonal on the $k_z = \pi$ plane.

- *The BZ boundary planes $k_x = \pi$ and $k_y = \pi$.*

Next, we consider the $k_x = \pi$ and $k_y = \pi$ planes. Since they are related by symmetry, it is sufficient to consider the $k_x = \pi$ plane. Our goal is to show that bands must be twofold degenerate on the entire $k_x = \pi$ plane when the symmetry $\mathcal{T}\{\mathcal{C}_{2x} | \frac{1}{2} \frac{1}{2} \frac{1}{2}\}$ is present, i.e., the product of time-reversal (\mathcal{T}) and the non-symmorphic $\{\mathcal{C}_{2x} | \frac{1}{2} \frac{1}{2} \frac{1}{2}\}$, which corresponds to a two-fold rotation followed by a half translation. Note that this product of symmetries indeed leaves the BZ boundary defined by $\mathbf{Q}_{k_x=\pi} = (\pi, k_y, k_z)$ invariant. To prove that the presence of $\mathcal{T}\{\mathcal{C}_{2x} | \frac{1}{2} \frac{1}{2} \frac{1}{2}\}$ implies a twofold degeneracy of the energy bands, consider first the algebraic space group relation

$$\{\mathcal{C}_{2x} | \frac{1}{2} \frac{1}{2} \frac{1}{2}\}^2 = \{\mathcal{C}_{2x} | 100\} = \mathcal{R}\{\mathbb{1} | 100\}, \quad (\text{S66})$$

where \mathcal{R} denotes a rotation by 2π . In the absence of SOC (i.e., when the spins rotate independently of the lattice), one simply has $\mathcal{R} = 1$. Similarly, in the absence of SOC \mathcal{T} is just complex conjugation and therefore $\mathcal{T}^2 = 1$. It follows that

$$(\mathcal{T}\{\mathcal{C}_{2x}|\frac{1}{2}\frac{1}{2}\})^2 = \{\mathbb{1}|100\} \quad (\text{S67})$$

The representation of any pure translation $\{\mathbb{1}|\mathbf{t}\}$ is $e^{-i\mathbf{k}\cdot\mathbf{t}}$, which means that the Block representation of $\{\mathbb{1}|100\}$ equals e^{-ik_x} . On the $k_x = \pi$ plane this reduces to -1 , which in turn implies that $\mathcal{T}\{\mathcal{C}_{2x}|\frac{1}{2}\frac{1}{2}\}$ is an anti-unitary symmetry (due to \mathcal{T}) which squares to -1 . Kramers theorem then applies, since the $k_x = \pi$ plane is invariant under $\{\mathcal{C}_{2x}|\frac{1}{2}\frac{1}{2}\}$, thus mandating a manifest twofold degeneracy on the $k_x = \pi$ plane.

For our problem this result has the following implications: in the absence of magnetic order, all bands are fourfold degenerate due to the trivial additional spin degeneracy. In the presence of a collinear (alter)magnetic order, the twofold rotation $\{\mathcal{C}_{2x}|\frac{1}{2}\frac{1}{2}\}$ symmetry is broken, which allows for a splitting of the bands. Since the splitting is opposite for the two spin species, a fourfold-degenerate state reduces to two twofold-degenerate states.

C. Analysis of the Hamiltonian and the spectrum

Without SOC, we are free to set the Néel vector along the \hat{z} direction (without loss of generality). The Hamiltonian takes the form

$$\mathcal{H}_0^{\uparrow,\downarrow}(\mathbf{k}) = \begin{pmatrix} \pm JN - t_2 s'_{\mathbf{k}} - t_d d_{\mathbf{k}} & -t_1 s_{\mathbf{k}} \\ -t_1 s_{\mathbf{k}} & \mp JN - t_2 s'_{\mathbf{k}} + t_d d_{\mathbf{k}} \end{pmatrix} = -t_2 s'_{\mathbf{k}} \tau_0 - t_1 s_{\mathbf{k}} \tau_x - (t_d d_{\mathbf{k}} \pm JN) \tau_z, \quad (\text{S68})$$

with the form-factor functions $s_{\mathbf{k}}$, $s'_{\mathbf{k}}$, and $d_{\mathbf{k}}$ given by (S62). Note that the structure of the Hamiltonian is identical to that of the 2D model; the only meaningful difference lies in the d -wave form factor $d_{\mathbf{k}}$, which has $k_x^2 - k_y^2$ symmetry in the 2D case and $k_x k_y$ symmetry in the 3D case.

The energy spectrum is then given by:

$$\mathcal{E}_{\pm}^{\sigma}(\mathbf{k}) = -t_2 s'_{\mathbf{k}} \pm \sqrt{t_1^2 s_{\mathbf{k}}^2 + (t_d d_{\mathbf{k}} - \sigma JN)^2}. \quad (\text{S69})$$

As in the 2D model, this form highlights that a spin splitting can only occur when t_d is nonzero, and that it vanishes whenever $d_{\mathbf{k}}$ has nodes. In this 3D model, the nodes of $d_{\mathbf{k}} \sim \sin k_x \sin k_y$ occur on planes in momentum space.

We now analyze the Hamiltonian and its spectrum on special planes of high symmetry, specifically the $k_z = \pi$ and $k_x = \pi$ planes.

- *Weyl line nodes on the $k_z = \pi$ plane.*

We begin with the $k_z = \pi$ plane. As described in Sec. IV B, the representation of \mathcal{M}_z on the $k_z = \pi$ plane is given by $U_{\mathcal{M}_z} = \tau_z$, see Eq. (S65), which implies that the Hamiltonian must commute with τ_z and thus must be diagonal. When \mathbf{k} is restricted to the $k_z = \pi$ plane, the Hamiltonian becomes

$$\mathcal{H}_0^{\sigma}(\mathbf{k}) = \begin{pmatrix} \sigma JN - t_2 s'_{\mathbf{k}} - t_d d_{\mathbf{k}} & 0 \\ 0 & -\sigma JN - t_2 s'_{\mathbf{k}} + t_d d_{\mathbf{k}} \end{pmatrix}. \quad (\text{S70})$$

It follows from this form of $\mathcal{H}_0^{\sigma}(\mathbf{k})$ that bands of the same spin must cross on lines in momentum space. To see this, consider for simplicity $JN > 0$; the case $JN < 0$ is essentially equivalent. Furthermore, consider the $\sigma = \uparrow$ sector. The bands in this sector are degenerate when $JN - t_d d_{\mathbf{k}} = 0$, which is satisfied in the quadrants where $t_d d_{\mathbf{k}}$ is positive as long as $JN < 4|t_d|$. Since this condition defines one constraint and we have two parameters (k_x, k_y) , the degeneracy occurs on a line. We emphasize that the bands that cross have opposite sublattice index and therefore opposite mirror eigenvalue.

Now consider the $\sigma = \downarrow$ sector. The condition for degeneracy is $-JN - t_d d_{\mathbf{k}} = 0$, which is satisfied in the quadrants where $t_d d_{\mathbf{k}}$ is negative (again as long as $JN < 4|t_d|$). This demonstrates the existence of spin-polarized line nodes in the $k_z = \pi$ plane. The line nodes of opposite spins are related by fourfold rotations, as expected for a d -wave altermagnet. They are shown by the red and blue loops in Fig. 4(b) of the main text.

- *The $k_x = \pi$ plane: a Weyl nodal plane.*

Now consider the $k_x = \pi$ plane. In Sec. IV B we presented a general argument for a symmetry-mandated fourfold degeneracy on the entire plane without magnetism. This is clearly reflected in the form of the Hamiltonian. In particular, excluding magnetism for the moment, we readily find that on the $k_x = \pi$ plane \mathcal{H}_t reduces to

$$\mathcal{H}_t(\pi, k_y, k_z) = -2t_2(c_y + c_z)\tau_0, \quad (\text{S71})$$

and is thus proportional to the identity. Expanding in small momentum q_x away from the $k_x = \pi$ plane, we find that the Hamiltonian takes the form

$$\mathcal{H}_t(\pi + q_x, k_y, k_z) = -2t_2(c_y + c_z)\tau_0 + 4q_x(2t_1c_{y/2}c_{z/2}\tau_x - t_d s_y \tau_z), \quad (\text{S72})$$

which shows that the energy dispersion is linear in q_x . The $k_x = \pi$ plane may therefore be called a Dirac nodal plane, as was first recognized in Ref. S13. Note that the velocity characterizing the linear dispersion is dependent on (k_y, k_z) , and so are the conduction and valence band eigenstates.

In the presence of magnetism the Hamiltonian $\mathcal{H}_0 = \mathcal{H}_t + \mathcal{H}_{\text{AM}}$ on the $k_x = \pi$ plane becomes

$$\mathcal{H}_0^\sigma(\pi, k_y, k_z) = \begin{pmatrix} \sigma JN - 2t_2(c_y + c_z) & 0 \\ 0 & -\sigma JN - 2t_2(c_y + c_z) \end{pmatrix}. \quad (\text{S73})$$

The fourfold degeneracy is now split into twofold degeneracies, which implies that the Dirac nodal plane turn into a Weyl nodal plane.

V. ALTERMAGNETISM ON THE 3D RUTILE LATTICE WITH SOC

We now turn to the 3D model for the rutile lattice in the presence of SOC. As in the 2D case, the Hamiltonian of Eq. (S57) acquires an additional spin-orbit term \mathcal{H}_{SO} , such that the full Hamiltonian becomes

$$\mathcal{H} = \mathcal{H}_t + \mathcal{H}_{\text{AM}} + \mathcal{H}_{\text{SO}} = \mathcal{H}_0 + \mathcal{H}_{\text{SO}}. \quad (\text{S74})$$

Furthermore, the form of \mathcal{H}_{AM} is altered due to the locking of the Néel vector to the lattice promoted by SOC.

Consider first the form of \mathcal{H}_{SO} . Using representation theory (see Table I), we find two symmetry-allowed spin-orbit terms, which, using the abbreviations defined in (S60), are given by

$$\mathcal{H}_{\text{SO}}(\mathbf{k}) = \lambda_1 c_{x/2} c_{y/2} c_{z/2} (c_x - c_y) \tau_y \sigma_z + \lambda_2 s_{z/2} (s_{x/2} c_{y/2} \tau_y \sigma_x - s_{y/2} c_{x/2} \tau_y \sigma_y). \quad (\text{S75})$$

We emphasize that these terms are allowed by the symmetries of the space group $P4_2/mnm$ and do not in any way require magnetic order.

We briefly comment on the nature of these two terms. The first term can be understood as follows. Consider the product of Pauli matrices $\tau_y \sigma_z$. It is time-reversal and inversion invariant and transforms as the $B_{1g} \times A_{2g} = B_{2g}$ irreducible representation. To obtain a fully symmetric SOC term it would have to be multiplied with a \mathbf{k} -dependent form factor with B_{2g} symmetry which is even in \mathbf{k} and connects different sublattices due to the presence of τ_y . The first tight-binding implementation of this term appears in the fourth-nearest neighbor spin-dependent hopping with form-factor given by $c_{x/2} c_{y/2} c_{z/2} (c_x - c_y)$. Due to the factor $c_{x/2} c_{y/2} c_{z/2}$, this term vanishes on the entire BZ boundary.

To understand the presence of the second term, consider the following group theoretical argument. Since Pauli matrices (σ_x, σ_y) and the form factors $(s_{z/2} s_{x/2} c_{y/2}, s_{z/2} s_{y/2} c_{x/2})$ have E_g symmetry, products of these will generate the following irreps, $E_g \otimes E_g = A_{1g} \oplus A_{2g} \oplus B_{1g} \oplus B_{2g}$. Since the form factors are even in momentum, such products are necessarily odd under time-reversal. Thus, to appear in the Hamiltonian, this term must be combined with terms that are off-diagonal in sublattice space and described by τ_y . Since τ_y has B_{1g} symmetry, we must look for the corresponding term in the product decomposition, which gives the last term in (S75).

This group-theoretical argument does not, however, reveal where the form factors come from. To understand this, consider the rotated Pauli matrices defined as

$$\sigma'_x = \hat{n}_1 \cdot \boldsymbol{\sigma}, \quad \sigma'_y = \hat{n}_2 \cdot \boldsymbol{\sigma}, \quad \text{with} \quad \hat{n}_1 = \frac{1}{\sqrt{2}}(1, 1, 0), \quad \hat{n}_2 = \frac{1}{\sqrt{2}}(-1, 1, 0), \quad (\text{S76})$$

which correspond to the in-plane coordinate axes rotated by $\pi/4$. In such a rotated frame, the appropriate d -wave form factors are

$$d'_{xz} = 4 \sin \frac{k_z}{2} \sin \frac{k_x + k_y}{2}, \quad d'_{yz} = 4 \sin \frac{k_z}{2} \sin \frac{k_y - k_x}{2}. \quad (\text{S77})$$

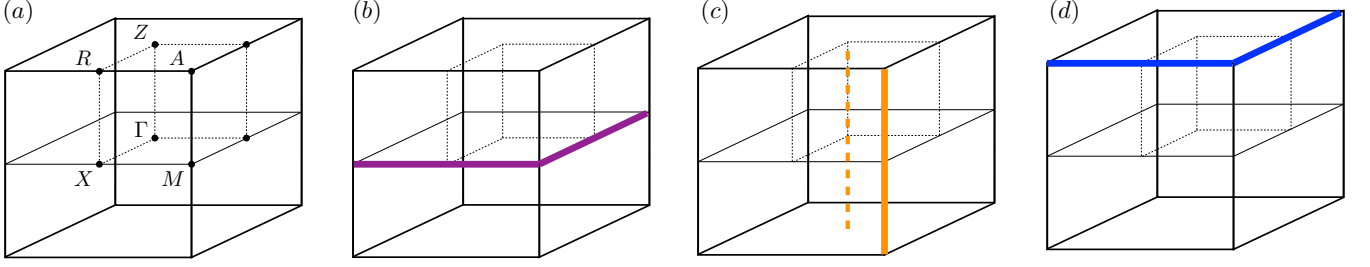


FIG. S3. Points and lines of high symmetry of the 3D tetragonal BZ. (a) Points of high symmetry. (b) Lines of high symmetry in the $k_z = 0$ plane. (c) Vertical lines of high symmetry including fourfold rotations. (d) Lines of high symmetry in the $k_z = \pi$ plane.

These form factors clearly correspond to nearest neighbor hopping between the sublattices. Consider now the mirror symmetry $\{M_{-x+y}|000\}$. Under this mirror operation one has $\sigma'_x \rightarrow -\sigma'_x$, $\sigma'_y \rightarrow \sigma'_y$, $d'_{xz} \rightarrow d'_{xz}$, and $d'_{yz} \rightarrow -d'_{yz}$. Since τ_y is even under this mirror (the sublattices are not exchanged), the correct symmetric combination of form factors and spin Pauli matrices is $d'_{xz}\sigma'_y + d'_{yz}\sigma'_x$. Using the definitions of the rotated matrices and form factors, it is then straightforward to show that

$$d'_{xz}\sigma'_y + d'_{yz}\sigma'_x \sim s_z/2(s_x/2c_y/2\tau_y\sigma_x - s_y/2c_x/2\tau_y\sigma_y). \quad (\text{S78})$$

Having discussed the allowed SOC terms, let us now briefly examine the form of \mathcal{H}_{AM} in the presence of SOC. This discussion is fully analogous to the discussion in Sec. III in the context of the 2D model. Again, per the analysis of Sec. I, we distinguish N_z and (N_x, N_y) , i.e., an out-of-plane Néel vector from an in-plane Néel vector. In the case of the former, \mathcal{H}_{AM} takes the form

$$\mathcal{H}_{\text{AM}}(\mathbf{k}) = JN_z\tau_z\sigma_z + J'N_z \sin k_x \sin k_y\sigma_z, \quad (\text{S79})$$

whereas in the case of an in-plane Néel vector, \mathcal{H}_{AM} takes the form

$$\mathcal{H}_{\text{AM}}(\mathbf{k}) = J\tau_z(N_x\sigma_x + N_y\sigma_y) + J' \sin k_x \sin k_y(N_x\sigma_x + N_y\sigma_y) + h(M_x\sigma_x + M_y\sigma_y). \quad (\text{S80})$$

As before, for an in-plane Néel vector the Hamiltonian acquires an additional term proportional to the magnetization, since the magnetization couples linearly to (N_x, N_y) . The direction of \mathbf{M} is determined by \mathbf{N} via Eq. (S5), and therefore we may write the last term as $\lambda_{\text{FM}}(N_x\sigma_y + N_y\sigma_x)$. Recall that we always set $J' = 0$.

A. Symmetries in the presence of SOC

Before we turn to the analysis of the Hamiltonian in the presence of magnetic order in the next section, here we present a general analysis of the symmetries and their implications for the energy bands in the presence of SOC but without magnetic order. Our goal is to determine symmetry-enforced degeneracies that rely only on the algebraic structure of the space group in the absence of magnetism.

- *The BZ boundary plane $k_z = \pi$.*

First consider the boundary plane $k_z = \pi$, which is left invariant by the mirror reflection $\{\mathcal{M}_z|000\}$. This mirror satisfied the algebraic space group constraint

$$\{\mathcal{M}_z|000\}^2 = \mathcal{R}, \quad (\text{S81})$$

where \mathcal{R} is the rotation by 2π , which equals $\mathcal{R} = -1$ for spin-1/2 fermions. The representation of mirror $\{\mathcal{M}_z|000\}$ in the space of Bloch states at $k_z = \pi$ is equal to

$$U_{\mathcal{M}_z} = V_{-\mathbf{g}_3} \otimes (-i\sigma_z) = -i\tau_z\sigma_z, \quad (\text{S82})$$

and the Hamiltonian $\mathcal{H}(\mathbf{k})$ must commute with $U_{\mathcal{M}_z}$ for $k_z = \pi$. Note that $U_{\mathcal{M}_z}$ indeed satisfies $U_{\mathcal{M}_z}^2 = -1$. Since the Hamiltonian commutes with $U_{\mathcal{M}_z}$ it block diagonalizes into two blocks labeled by the mirror eigenvalues $\pm i$. Crossings between bands from different mirror sectors are then locally stable.

- *The BZ boundary lines on the $k_z = 0$ plane.*

Next, consider the BZ boundary lines on the $k_z = 0$ plane, i.e., the lines for which either $k_x = \pi$ or $k_y = \pi$, while $k_z = 0$. These are indicated by bold purple lines in Fig. S3(b). Here we show that in the absence of magnetism i.e., when time-reversal (\mathcal{T}) is present, all bands must be fourfold degenerate. This was first proven in Ref. S13; here we reproduce that argument and emphasize that manifest twofold degeneracies may remain when \mathcal{T} is broken.

Consider the mirror reflection $\{\mathcal{M}_z|000\}$ and let \mathcal{O} be either \mathcal{M}_x or \mathcal{C}_{2y} . The symmetries $\{\mathcal{M}_z|000\}$ and $\{\mathcal{O}|\frac{1}{2}\frac{1}{2}\frac{1}{2}\}$ leave the $k_x = \pi$ line invariant. Furthermore, these symmetries have the algebraic space group relation

$$\{\mathcal{O}|\frac{1}{2}\frac{1}{2}\frac{1}{2}\}\{\mathcal{M}_z|000\} = \{\mathcal{O}\mathcal{M}_z|\frac{1}{2}\frac{1}{2}\frac{1}{2}\} = \mathcal{R}\{\mathcal{M}_z\mathcal{O}|\frac{1}{2}\frac{1}{2}\frac{1}{2}\} = \mathcal{R}\{\mathbb{1}|001\}\{\mathcal{M}_z|000\}\{\mathcal{O}|\frac{1}{2}\frac{1}{2}\frac{1}{2}\} \quad (\text{S83})$$

which implies that representations of these symmetries on the $k_z = 0$ plane anti-commute. Let the representations be given by $U_{\mathcal{M}_z}$ and $U_{\mathcal{O}}$ and note that $U_{\mathcal{M}_z}$ must have eigenvalues $\pm i$ due to Eq. (S81). If $|\psi\rangle$ is an eigenstate of the Hamiltonian and of $U_{\mathcal{M}_z}$ with eigenvalue $\pm i$, then $U_{\mathcal{O}}|\psi\rangle$ is an eigenstate of $U_{\mathcal{M}_z}$ with eigenvalue $\mp i$, and thus orthogonal to $|\psi\rangle$. Now consider the product of time-reversal and inversion, given by $\mathcal{T}\{\mathcal{I}|000\}$, which leaves the $(k_x, k_z) = (\pi, 0)$ line invariant and commutes with $\{\mathcal{M}_z|000\}$,

$$[\{\mathcal{M}_z|000\}, \mathcal{T}\{\mathcal{I}|000\}] = 0. \quad (\text{S84})$$

Since \mathcal{T} is anti-unitary, $\mathcal{T}U_{\mathcal{I}}|\psi\rangle$ is also an eigenstate of $U_{\mathcal{M}_z}$ with eigenvalue $\mp i$, and $\mathcal{T}U_{\mathcal{I}}U_{\mathcal{O}}|\psi\rangle$ is an eigenstate of $U_{\mathcal{M}_z}$ with eigenvalue $\pm i$. Hence, $|\psi\rangle$ and $\mathcal{T}U_{\mathcal{I}}U_{\mathcal{O}}|\psi\rangle$ are both eigenstates of $U_{\mathcal{M}_z}$ with eigenvalue $\pm i$. They are orthogonal if $\mathcal{T}\{\mathcal{I}|000\}\{\mathcal{O}|\frac{1}{2}\frac{1}{2}\frac{1}{2}\}$ is an anti-unitary symmetry which squares to -1 on the $(k_x, k_z) = (\pi, 0)$ line. To show this, consider $\mathcal{O} = \mathcal{M}_x$ and evaluate

$$(\mathcal{T}\{\mathcal{I}|000\}\{\mathcal{M}_x|\frac{1}{2}\frac{1}{2}\frac{1}{2}\})^2 = (\mathcal{T}\{\mathcal{C}_{2x}|\frac{1}{2}\frac{1}{2}\frac{1}{2}\})^2 = \mathcal{T}^2\mathcal{R}\{\mathbb{1}|\bar{1}00\} \quad (\text{S85})$$

Since $\mathcal{T}^2 = -1$ and $\mathcal{R} = -1$ for spin-1/2 fermions, and $\{\mathbb{1}|\bar{1}00\}$ has representation e^{ik_x} , we see that indeed $(\mathcal{T}U_{\mathcal{I}}U_{\mathcal{O}})^2 = -1$.

We emphasize that the fourfold degeneracy on the $(k_x, k_z) = (\pi, 0)$ line, as well as on the $(k_y, k_z) = (\pi, 0)$ line, follows from the algebraic space group relations, and is independent of the specific model under considerations. In any model all bands must be fourfold degenerate.

Clearly this argument is no longer valid when one of the symmetries is broken. For instance, when \mathcal{T} is broken due to magnetism (while inversion is preserved) the fourfold degeneracy is generically lifted. Spatial symmetries, when present, can nonetheless mandate twofold degeneracies, as is clear from the analysis of Eq. (S83). In addition, the mirror reflection $\{\mathcal{M}_x|\frac{1}{2}\frac{1}{2}\frac{1}{2}\}$ and twofold rotation $\{\mathcal{C}_{2y}|\frac{1}{2}\frac{1}{2}\frac{1}{2}\}$, which leave $(k_x, k_z) = (\pi, 0)$ invariant, have the algebraic space group relation

$$\{\mathcal{M}_x|\frac{1}{2}\frac{1}{2}\frac{1}{2}\}\{\mathcal{C}_{2y}|\frac{1}{2}\frac{1}{2}\frac{1}{2}\} = \{\mathcal{M}_x\mathcal{C}_{2y}|011\} = \mathcal{R}\{\mathcal{C}_{2y}\mathcal{M}_x|011\} = \mathcal{R}\{\mathbb{1}|001\}\{\mathcal{C}_{2y}|\frac{1}{2}\frac{1}{2}\frac{1}{2}\}\{\mathcal{M}_x|\frac{1}{2}\frac{1}{2}\frac{1}{2}\}, \quad (\text{S86})$$

which similarly implies that their representations must anticommute on the $(k_x, k_z) = (\pi, 0)$ line.

- *The BZ boundary lines in the $k_z = \pi$ plane.*

Instead of $k_z = 0$, consider now the BZ boundary lines of the $k_z = \pi$ plane, shown by bold blue lines in Fig. S3(d). The crucial difference is that now the space group relations (S83) and (S86) imply a *commutation* relation rather than an anticommutation relation of the symmetries involved. The argument given previously therefore does not hold anymore. The only manifest (twofold) degeneracy can come from the product $\mathcal{T}\{\mathcal{I}|000\}$ which is anti-unitary and squares to -1 . When time-reversal symmetry is broken due to magnetism, no degeneracies are generically expected.

- *The vertical fourfold rotation lines ΓZ and MR .*

Finally, consider the fourfold rotation lines ΓZ and MR , which are indicated by orange dashed and bold lines, respectively, in Fig. S3(c). These lines are left invariant by $\{\mathcal{C}_{2z}|000\}$ as well as $\{\mathcal{O}|\frac{1}{2}\frac{1}{2}\frac{1}{2}\}$, where \mathcal{O} equals \mathcal{M}_x and \mathcal{M}_y . The symmetries $\{\mathcal{C}_{2z}|000\}$ and $\{\mathcal{O}|\frac{1}{2}\frac{1}{2}\frac{1}{2}\}$ satisfy

$$\{\mathcal{O}|\frac{1}{2}\frac{1}{2}\frac{1}{2}\}\{\mathcal{C}_{2z}|000\} = \{\mathcal{O}\mathcal{C}_{2z}|\frac{1}{2}\frac{1}{2}\frac{1}{2}\} = \mathcal{R}\{\mathcal{C}_{2z}\mathcal{O}|\frac{1}{2}\frac{1}{2}\frac{1}{2}\} = \mathcal{R}\{\mathbb{1}|110\}\{\mathcal{C}_{2z}|000\}\{\mathcal{O}|\frac{1}{2}\frac{1}{2}\frac{1}{2}\}, \quad (\text{S87})$$

which implies that their representations anticommute on the lines defined by $k_x = k_y = 0$ and $k_x = k_y = \pi$. This anticommutation relation implies a twofold degeneracy of all bands on the vertical rotation lines. Now

consider the product $\mathcal{T}\{\mathcal{I}|000\}$, which also leaves these lines invariant. To see whether $\mathcal{T}\{\mathcal{I}|000\}$ promotes the twofold degeneracy to fourfold degeneracy, as it did in the case of the $(k_x, k_z) = (\pi, 0)$ line, we must examine the square of $\mathcal{T}\{\mathcal{I}|000\}\{\mathcal{O}|\frac{1}{2}\frac{1}{2}\frac{1}{2}\}$. For $\mathcal{O} = M_x$ we can refer to (S85); for $\mathcal{O} = M_y$ we have

$$(\mathcal{T}\{\mathcal{I}|000\}\{\mathcal{M}_y|\frac{1}{2}\frac{1}{2}\frac{1}{2}\})^2 = (\mathcal{T}\{\mathcal{C}_{2y}|\frac{\bar{1}}{2}\frac{\bar{1}}{2}\frac{\bar{1}}{2}\})^2 = \mathcal{T}^2\mathcal{R}\{\mathbb{1}|0\bar{1}0\}. \quad (\text{S88})$$

In both cases we find that $\mathcal{T}\{\mathcal{I}|000\}\{\mathcal{O}|\frac{1}{2}\frac{1}{2}\frac{1}{2}\}$ squares to +1 on the $k_x = k_y = 0$ lines, and to -1 on the $k_x = k_y = \pi$ line. As a result, all bands on the $k_x = k_y = \pi$ are manifestly fourfold degenerate in the presence of these symmetries.

B. Analysis of Hamiltonian for Néel vector $\mathbf{N} \parallel \hat{z}$

We now analyze the generic features of the 3D rutile model by focusing specifically on planes, lines, and points of high symmetry. All analysis will assume that the Néel vector points in the z direction, i.e., $\mathbf{N} = N\hat{z}$, such that $\mathcal{H}_{\text{AM}}(\mathbf{k})$ is given by (S79) (with $J' = 0$). We examine three features in particular: (i) mirror symmetry protected Weyl line nodes on the $k_z = \pi$ plane, (ii) the fate of the symmetry-enforced fourfold Dirac points at the high symmetry point Z in the presence of altermagnetism, and (iii) the fate of the Dirac line nodes on the MX and MY lines in the presence of altermagnetism.

- *Weyl line nodes on the $k_z = \pi$ plane.*

In Sec. IV C we showed that, in the absence of SOC, Weyl line nodes exist in the $k_z = \pi$ plane, and that these line nodes are protected by mirror symmetry. Here we examine the stability of these line nodes in the presence of SOC. The first observation is that a Néel vector along the z direction, i.e., $\mathbf{N} \parallel \hat{z}$, preserves the mirror symmetry $\{\mathcal{M}_z|000\}$. This implies that line nodes can be locally stable if they originate from a crossing of bands with opposite mirror eigenvalues. In Sec. IV C, we determined that, without SOC, the line nodes come from the crossing of bands with the same spin but opposite sublattice index. To get a sense for whether such crossings remain protected, consider the representation of the mirror operator on the Bloch states in the $k_z = \pi$ plane, which in the presence of SOC is given by

$$U_{\mathcal{M}_z} = -i\tau_z\sigma_z. \quad (\text{S89})$$

This form indicates that states with the same spin but opposite sublattice index have opposite mirror eigenvalue. We therefore expect the line nodes to remain stable as SOC is included in the Hamiltonian.

To examine this in detail, consider the Hamiltonian on the $k_z = \pi$ plane, which is given by

$$\mathcal{H}(k_x, k_y, \pi) = 2t_2(1 - c_x - c_y)\tau_0 - 4t_d s_x s_y \tau_z + \lambda_2(s_{x/2}c_{y/2}\tau_y\sigma_x - s_{y/2}c_{x/2}\tau_x\sigma_y) + JN\tau_z\sigma_z \quad (\text{S90})$$

Note that the SOC term proportional to λ_1 vanishes on the $k_z = \pi$ plane. Since the Hamiltonian must commute with $U_{\mathcal{M}_z}$, it can be block diagonalized by expressing it in basis of eigenstates of $U_{\mathcal{M}_z}$. This results in two 2×2 blocks labeled by the mirror eigenvalues $\pm i$. To express the 2×2 Hamiltonian within each mirror sector, we introduce a set of Pauli matrices (μ_x, μ_y, μ_z) and find that the blocks $\mathcal{H}^\pm(\mathbf{k})$ are given by

$$\mathcal{H}^\pm(\mathbf{k}) = [2t_2(1 - c_x - c_y) \mp JN]\tau_0 - 4t_d s_x s_y \mu_z + \lambda_2(s_{x/2}c_{y/2}\mu_y \mp s_{y/2}c_{x/2}\mu_x), \quad (\text{S91})$$

where \pm corresponds to the mirror eigenvalues $\pm i$. It is straightforward to obtain the energies in each mirror sector and we find

$$\mathcal{E}_{\mathbf{k},\pm}^m = 2t_2(1 - c_x - c_y) - mJN \pm \sqrt{(4t_d)^2 s_x^2 s_y^2 + \lambda_2^2(1 - c_x c_y)/2}, \quad (\text{S92})$$

where $m = \pm$ denotes the mirror sectors.

To proceed, we make the assumption that $JN > 0$ (the case $JN < 0$ is analogous). To demonstrate the presence of line nodes, we consider possible crossings of bands from different mirror sectors. Given the assumption $JN > 0$, such crossings must occur between the bands $\mathcal{E}_{\mathbf{k},+}^+$ and $\mathcal{E}_{\mathbf{k},-}^-$. The condition for a crossing of these two bands occur reads as

$$JN = \sqrt{(4t_d)^2 s_x^2 s_y^2 + \lambda_2^2(1 - c_x c_y)/2} \quad (\text{S93})$$

which defines one constraint on a set of two variables (k_x, k_y) , and is therefore generically satisfied on a line (i.e. a 1D manifold) on the $k_z = \pi$ plane. In particular, we have seen in Sec. IV C that such crossings indeed occur when $\lambda_2 = 0$, as long as $JN < 4|t_d|$. It is clear from Eq. (S93) that including SOC by activating λ_2 does not remove the line nodes, but simply changes their contour on the $k_z = \pi$ plane (see the main text). It is also clear from Eq. (S93) that increasing JN beyond a critical value (which is different from $JN < 4|t_d|$ in the presence of SOC) will remove the line nodes, as (S93) no longer has solutions. We conclude this discussion by stressing that in the presence of SOC the line nodes can no longer be associated with spin, as was possible in the absence of SOC.

- *Weyl line nodes from an expansion around the Z point (3D Dirac point).*

To gain further insight into the presence of line nodes on the $k_z = \pi$ plane, it is instructive to expand the Hamiltonian $\mathcal{H}_0 + \mathcal{H}_{\text{SO}}$ around the Z point with momentum $\mathbf{Q}_Z = (0, 0, \pi)$, and then examine the effect of \mathcal{H}_{AM} . Hence, in this approach, the full Hamiltonian including SOC (but without altermagnetism) is expanded around a point of high symmetry, and then the effect of magnetism is considered. The key observation that motivates this approach is the symmetry-enforced presence of a fourfold degenerate Dirac point at Z .

To expand the Hamiltonian around the Z point, we first expand the lattice harmonics; this yields

$$s_{\mathbf{Q}_Z+\mathbf{q}} = -4q_z, \quad s'_{\mathbf{Q}_Z+\mathbf{q}} = -2, \quad d_{\mathbf{Q}_Z+\mathbf{q}} = 4q_x q_y, \quad (\text{S94})$$

for the lattice harmonics already present in the Hamiltonian without SOC. To expand the SOC terms we define the harmonics

$$\bar{d}_{\mathbf{k}} = c_{x/2} c_{y/2} c_{z/2} (c_x - c_y), \quad (\delta_{\mathbf{k}}^1, \delta_{\mathbf{k}}^2) = (s_{z/2} s_{x/2} c_{y/2}, s_{z/2} s_{y/2} c_{x/2}), \quad (\text{S95})$$

and expand around the Z point to obtain

$$\bar{d}_{\mathbf{Q}_Z+\mathbf{q}} = \frac{1}{4} q_z (q_x^2 - q_y^2), \quad (\delta_{\mathbf{Q}_Z+\mathbf{q}}^1, \delta_{\mathbf{Q}_Z+\mathbf{q}}^2) = \frac{1}{2} (q_x, q_y). \quad (\text{S96})$$

Substituting these expansions back into the Hamiltonian and retaining only terms linear in \mathbf{q} , we obtain

$$\mathcal{H}(\mathbf{Q}_Z + \mathbf{q}) = v q_x \tau_y \sigma_x - v q_y \tau_y \sigma_y + v_z q_z \tau_x, \quad (\text{S97})$$

which is the Hamiltonian of a 3D Dirac point with anisotropic velocities

$$v = \frac{1}{2} \lambda_2, \quad v_z = 4t_1. \quad (\text{S98})$$

It is important to stress that the Z point is a Dirac point only when SOC is included. To proceed, we now consider the effect of the altermagnetic term. The Dirac Hamiltonian in the presence of altermagnetism reads as

$$\mathcal{H}(\mathbf{Q}_Z + \mathbf{q}) = v q_x \tau_y \sigma_x - v q_y \tau_y \sigma_y + v_z q_z \tau_x + JN \tau_z \sigma_z \quad (\text{S99})$$

which is straightforwardly diagonalized to obtain the energies. The energies follow from the equation

$$\mathcal{E}^2 = \left(\sqrt{v^2 q_x^2 + v^2 q_y^2} \pm JN \right)^2 + v_z^2 q_z^2, \quad (\text{S100})$$

which indeed defines four spectral branches. The spectrum is gapped when $q_z \neq 0$, but has line nodes when $q_z = 0$. This follows from the fact that the equation $(\sqrt{v^2 q_x^2 + v^2 q_y^2} \pm JN)^2 = 0$ is guaranteed to have solutions, and more specifically is guaranteed to have solutions on a circle in (q_x, q_y) space. The radius of the circle is given by $q_* = |JN/v|$.

The presence of line nodes may be understood in slightly different way by performing a basis transformation of the Hamiltonian using the matrix

$$V = \begin{pmatrix} 1 & 0 & 0 & 0 \\ 0 & 0 & 1 & 0 \\ 0 & 0 & 0 & 1 \\ 0 & 1 & 0 & 0 \end{pmatrix}. \quad (\text{S101})$$

Restricting to momenta $\tilde{\mathbf{q}} = (q_x, q_y, 0)$, we find

$$V^\dagger \mathcal{H}(\mathbf{Q}_Z + \tilde{\mathbf{q}}) V = \begin{pmatrix} JN & v(q_y - iq_x) & 0 & 0 \\ v(q_y + iq_x) & JN & 0 & 0 \\ 0 & 0 & -JN & -v(q_y + iq_x) \\ 0 & 0 & -v(q_y - iq_x) & -JN \end{pmatrix} \quad (\text{S102})$$

which shows that the Hamiltonian on the $q_z = 0$ plane can be interpreted as two Dirac points shifted in energy. This will necessarily lead to crossings of energy bands on a circle surrounding $(q_x, q_y) = (0, 0)$.

Note that Eq. S97 is independent of the hopping anisotropy t_d because we restricted our analysis to terms that are linear in momentum only. Reinstating the effect of anisotropic hopping proportional to t_d gives a continuum Hamiltonian of the form

$$\mathcal{H}(\mathbf{Q}_Z + \mathbf{q}) = v_x q_x \tau_y \sigma_x + v_y q_y \tau_y \sigma_y + v_z q_z \tau_x - 4t_d q_x q_y \tau_z + JN \tau_z \sigma_z, \quad (\text{S103})$$

which contains an additional term quadratic in the momentum. Setting $q_z = 0$ then yields energies obtained from the equation

$$\mathcal{E}^2 = \left[\sqrt{v^2(q_x^2 + q_y^2) + (4t_d)^2 q_x^2 q_y^2} \pm JN \right]^2, \quad (\text{S104})$$

which shows that the line nodes remain present but are no longer perfectly circular.

A similar analysis can be performed around the A point, given by $\mathbf{Q}_A = (\pi, \pi, \pi)$. In the nonmagnetic but spin-orbit coupled system the A point is not a Dirac point, however. Nonetheless, a similar analysis yields Weyl line nodes surrounding the A point when magnetism is included.

- *Splitting Dirac line nodes into Weyl line nodes on the MX and MY lines.*

In this final part of our analysis we focus on the MX and MY lines. The goal is to show that these lines realize Weyl nodal lines, which may be viewed as Dirac nodal lines split by altermagnetism. Since the MX and MY lines are related by symmetry, it is sufficient to consider one of these; we choose MX .

Similar to the previous analysis, we expand around $(k_x, k_z) = (\pi, 0)$ in small momenta (q_x, q_z) . The lattice harmonics are expanded as

$$s_{\pi+q_x, k_y, q_z} = -4q_x c_{y/2}, \quad s'_{\pi+q_x, k_y, q_z} = 2c_y, \quad d_{\pi+q_x, k_y, q_z} = -4q_x s_y, \quad (\text{S105})$$

and

$$\bar{d}_{\pi+q_x, k_y, q_z} = \frac{1}{2} q_x (1 + c_y), \quad \delta_{\pi+q_x, k_y, q_z}^1 = \frac{1}{2} q_z c_{y/2}. \quad (\text{S106})$$

Note that since here we expand on a line we keep the full dependence on k_y , which parametrizes the line. The expanded Hamiltonian in the absence of altermagnetism takes the form

$$\mathcal{H}(\pi + q_x, k_y, q_z) = -2t_2 c_y \tau_0 + q_x \left[4t_1 c_{y/2} \tau_x + 4t_d s_y \tau_z + \frac{1}{2} \lambda_1 (1 + c_y) \tau_y \sigma_z \right] + \frac{1}{2} \lambda_2 q_z c_{y/2} \tau_y \sigma_x, \quad (\text{S107})$$

which is indeed recognized as describing a Dirac nodal line as a function of k_y . When $(q_x, q_z) = (0, 0)$ all energies are fourfold degenerate and the splitting away from the $(k_x, k_z) = (\pi, 0)$ line is linear in (q_x, q_z) . Note that the velocities are a function of k_y .

In the presence of altermagnetism the fourfold degenerate energy level on the $(k_x, k_z) = (\pi, 0)$ line is split, yielding two sets of two states pushed up/down in energy by an amount $\pm JN$. Projecting the expanded Hamiltonian into these two subspaces and ignoring the coupling between the subspaces produces a Hamiltonian given by

$$\mathcal{H}^{\pm JN}(\pi + q_x, k_y, q_z) = \begin{pmatrix} \pm JN + \tilde{v}_x q_x & -i\tilde{v}_z q_z \\ i\tilde{v}_z q_z & \pm JN - \tilde{v}_x q_x \end{pmatrix}, \quad \tilde{v}_x = 4t_d s_y, \quad \tilde{v}_z = \frac{1}{2} \lambda_2 c_{y/2}. \quad (\text{S108})$$

Each Hamiltonian describes a Weyl line node with linear dispersion away from $(k_x, k_z) = (\pi, 0)$ and k_y -dependent velocities.

-
- [S1] R. M. Fernandes, V. S. de Carvalho, T. Birol, and R. G. Pereira, *Phys. Rev. B* **109**, 024404 (2024).
- [S2] S. Bhowal and N. A. Spaldin, [arXiv:2212.03756](https://arxiv.org/abs/2212.03756) (2022).
- [S3] P. A. McClarty and J. G. Rau, [arXiv:2308.04484](https://arxiv.org/abs/2308.04484) (2023).
- [S4] L. Šmejkal, A. H. MacDonald, J. Sinova, S. Nakatsuji, and T. Jungwirth, *Nat. Rev. Mater.* **7**, 482 (2022).
- [S5] K. Sun, H. Yao, E. Fradkin, and S. A. Kivelson, *Phys. Rev. Lett.* **103**, 046811 (2009).
- [S6] B. Brekke, A. Brataas, and A. Sudbø, [arXiv:2308.08606](https://arxiv.org/abs/2308.08606) (2023).
- [S7] C. Weeks and M. Franz, *Phys. Rev. B* **82**, 085310 (2010).
- [S8] C. L. Kane and E. J. Mele, *Phys. Rev. Lett.* **95**, 226801 (2005).
- [S9] T. Fukui, Y. Hatsugai, and H. Suzuki, *J. Phys. Soc. Japan* **74**, 1674 (2005).
- [S10] D. Vanderbilt, *Berry phases in electronic structure theory: electric polarization, orbital magnetization and topological insulators* (Cambridge University Press, 2018).
- [S11] C. W. Groth, M. Wimmer, A. R. Akhmerov, and X. Waintal, *New Journal of Physics* **16**, 063065 (2014).
- [S12] H. Schiff, A. Corticelli, A. Guerreiro, J. Romhányi, and P. McClarty, [arXiv:2307.12784](https://arxiv.org/abs/2307.12784) (2023).
- [S13] Y. Sun, Y. Zhang, C.-X. Liu, C. Felser, and B. Yan, *Phys. Rev. B* **95**, 235104 (2017).