

Combining Evidence Across Filtrations

Yo Joong Choe*

Data Science Institute
University of Chicago
yjchoe@uchicago.edu

Aaditya Ramdas

Department of Statistics and Data Science
Machine Learning Department
Carnegie Mellon University
aramdas@cmu.edu

February 14, 2024

Abstract

In anytime-valid sequential inference, it is known that any admissible inference procedure must be based on test martingales and their composite generalization, called *e-processes*, which are nonnegative processes whose expectation at any arbitrary stopping time is upper-bounded by one. An *e-process* quantifies the accumulated evidence against a composite null hypothesis over a sequence of outcomes. This paper studies methods for *combining* *e-processes* that are computed using different information sets, i.e., filtrations, for a null hypothesis. Even though *e-processes* constructed on the same filtration can be combined effortlessly (e.g., by averaging), *e-processes* constructed on different filtrations cannot be combined as easily because their validity in a coarser filtration does not translate to validity in a finer filtration. We discuss three concrete examples of such *e-processes* in the literature: exchangeability tests, independence tests, and tests for evaluating and comparing forecasts with lags. Our main result establishes that these *e-processes* can be *lifted* into any finer filtration using *adjusters*, which are functions that allow betting on the running maximum of the accumulated wealth (thereby insuring against the loss of evidence). We also develop randomized adjusters that can improve the power of the resulting sequential inference procedure.

Contents

1	Introduction	3
1.1	Motivating example: Combining <i>e-processes</i> for testing exchangeability	3
1.2	Related work on combining <i>e-values</i> (and <i>p-values</i>)	5
1.3	Outline	6
2	Preliminaries	6
2.1	Anytime-valid inference: <i>E-processes</i> , <i>p-processes</i> , and sequential tests	6
2.2	Calibrating an <i>e-process</i> and a <i>p-process</i>	7
2.3	Adjusting the running maximum of an <i>e-process</i>	8
2.4	One-to-one correspondence between <i>p-to-e</i> calibrators and adjusters	8

*Part of the work was done while this author was at Carnegie Mellon University.

3	Combining evidence across filtrations via lifting	9
3.1	p-lifting: How to combine an e-process with a p-process from a sub-filtration	9
3.2	e-lifting: How to combine an e-process with an e-process from a sub-filtration	10
4	Three illustrative use cases	12
4.1	Lifting and combining e-processes for testing exchangeability (revisited)	12
4.2	Combining e-processes across different sub-filtrations: the case of comparing forecasts with lags	14
4.3	Combining e-processes constructed using k -wise examples: the case of sequential independence testing	15
5	Randomized adjustments of e-processes across filtrations	16
5.1	The lift-then-randomize procedure	16
5.2	Lifting the randomized Ville's inequality	17
5.3	Can a randomize-then-lift procedure also be \mathbb{F} -anytime-valid?	18
6	Discussion	19
6.1	A theoretical implication on when powerful e-processes exist for a testing problem	20
6.2	A practical implication on designing e-processes by coarsening the filtration	20
6.3	Other variations of the setup	20
6.4	A game-theoretic protocol for combining evidence: Cooperative skepticism	21
A	Details on e-processes for testing exchangeability	26
B	Additional example: Testing a scale-invariant Gaussian mean	27
C	Proofs	28
C.1	Proof of Lemma 1	28
C.2	Proof of Theorem 2	29
C.3	Proof of Lemma 2	29

1 Introduction

Given a null hypothesis over a sequence of observations, how do we combine pieces of evidence that are based on different information sets? This question arises in hypothesis testing scenarios where multiple evidence processes for a null are constructed w.r.t. different filtrations. In this paper, we specifically consider the problem of combining evidence for composite null hypotheses that are measured in terms of *e-processes* (Ramdas et al., 2020), which are sequential generalizations of *e-values* (Vovk and Wang, 2021; Grünwald et al., 2023) or *betting scores* (Shafer, 2021). An e-value E for a composite null hypothesis \mathcal{P} is a nonnegative random variable whose expectation is at most one under any null distribution, that is, $\mathbb{E}_P[E] \leq 1$ for any $P \in \mathcal{P}$. E-values generalize likelihood ratios to composite and nonparametric hypothesis tests, and any p-value can be *calibrated* into an e-value (Shafer et al., 2011). A key benefit of using e-values, as opposed to using p-values, is that we can seamlessly combine e-values across tests with arbitrary dependence structures by averaging them.

Despite much attention on the ease of combining e-values, recent work on designing e-processes for *sequential* testing scenarios has shown that we face a rather subtle yet substantial challenge when combining e-processes that have different underlying filtrations (Grünwald et al., 2023; Ramdas et al., 2022; Henzi and Ziegel, 2022; Choe and Ramdas, 2023; Arnold et al., 2023; Pérez-Ortiz et al., 2022). As we will see later, there are various types of scenarios in which this challenge arises. Here, as a starting point, we describe one such scenario, where one e-process is constructed on a *coarsening* of the filtration under which another e-process is computed, using a concrete example.

1.1 Motivating example: Combining e-processes for testing exchangeability

Example 1 (Combining e-processes for testing exchangeability). Let $\mathcal{P}^{\text{exch}}$ describe the set of all distributions under which the sequence of binary random variables X_1, X_2, \dots are exchangeable.¹ Let $\epsilon = (\epsilon_t)_{t \geq 0}$ be an e-process for $\mathcal{P}^{\text{exch}}$ w.r.t. the data filtration $\mathcal{F}_t = \sigma(X_1, \dots, X_t)$, such as the *universal inference* (UI; Wasserman et al., 2020) e-process of Ramdas et al. (2022); let $\epsilon' = (\epsilon'_t)_{t \geq 0}$ be another e-process for $\mathcal{P}^{\text{exch}}$ w.r.t. a sub-filtration \mathbb{G} of \mathbb{F} , such as the *conformal test martingale* of Vovk (2021b). For the conformal test martingale, the sub-filtration \mathbb{G} consists of conformal p-values, i.e., $\mathcal{G}_t = \sigma(p_1, \dots, p_t)$, where each conformal p-value p_t is a function of some nonconformity scores for X_1, \dots, X_t . (We defer the precise definitions of ϵ and ϵ' to Appendix A.)

The two e-processes are known to be useful in their separate ways. The UI e-process yields the only known anytime-valid sequential test for exchangeability that allows freely peeking at the data sequence X_1, X_2, \dots as it becomes available over time. This notion of anytime-validity, w.r.t. the filtration \mathbb{F} , directly follows from the definition of an e-process: at any \mathbb{F} -stopping time $\tau^{\mathbb{F}}$, an e-process is expected to be upper-bounded by one under $\mathcal{P}^{\text{exch}}$, i.e., $\mathbb{E}_P[\epsilon_{\tau^{\mathbb{F}}}] \leq 1$ for all $P \in \mathcal{P}^{\text{exch}}$. The UI e-process is also powerful against first-order Markovian alternatives. In contrast, the conformal test martingale requires that the experimenter only peeks at the “conformal p-values” p_1, \dots, p_t , and *not* the actual data, although it is powerful against changepoint alternatives. In practice, we may want to combine the two e-processes into one e-process that retains power against both alternatives.

To combine the two e-processes ϵ and ϵ' , it is tempting to consider their mean $M = (M_t)_{t \geq 0}$:

$$M_t = \frac{1}{2} (\epsilon_t + \epsilon'_t), \quad \forall t \geq 0. \quad (1)$$

¹Formally, a sequence of random variables $(X_t)_{t \geq 1}$ is *exchangeable* if, for any $t \geq 1$ and any permutation σ over $\{1, \dots, t\}$, (X_1, \dots, X_t) has the same distribution as $(X_{\sigma(1)}, \dots, X_{\sigma(t)})$. Since any independent and identically distributed (i.i.d.) sequence is exchangeable, any (anytime-)valid test for exchangeability is also an (anytime-)valid test for whether the sequence is i.i.d. (also known as a test for *randomness*). Ramdas et al. (2022, corollary 16) further show that a sequence is an e-process for testing the i.i.d. assumption if and only if it is also an e-process for testing exchangeability.

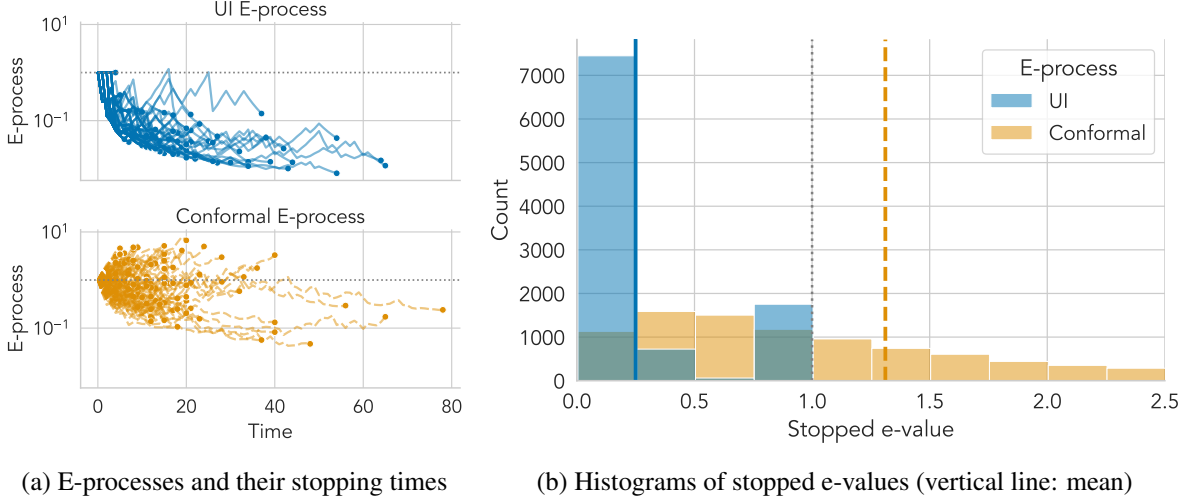


Figure 1: Test martingales and e-processes defined w.r.t. a coarsened filtration \mathbb{G} of \mathbb{F} are not valid at \mathbb{F} -stopping times. In 1a, we plot the universal inference e-process (solid blue) and the conformal test martingale (dashed orange) for testing exchangeability using data generated from i.i.d. $\text{Ber}(0.3)$. These e-processes are stopped at an \mathbb{F} -stopping time $\tau^{\mathbb{F}}$: the first time five consecutive zeros are observed in the data. Even though the data comes from a null distribution, many stopped e-values are above 1 for the conformal test martingale. In 1b, we plot the histogram of stopped e-values at $\tau^{\mathbb{F}}$ over 10,000 repeated simulations. The estimated mean of stopped e-values for the conformal test martingale (vertical dashed orange line) is 1.33 ± 0.016 , implying that $\mathbb{E}[\epsilon_{\tau^{\mathbb{F}}}] > 1$.

Since each conformal p-value p_t is \mathcal{F}_t -measurable, we know that M is a process adapted to \mathbb{F} . However, because ϵ' is valid at only \mathbb{G} -stopping times and *not* \mathbb{F} -stopping times, M is not an e-process w.r.t. \mathbb{F} . On the other hand, while M is valid at arbitrary \mathbb{G} -stopping times, it is not an e-process w.r.t. \mathbb{G} either because it is simply not adapted to \mathbb{G} (ϵ_t is not \mathcal{G}_t -measurable in general).

In Figure 1, we empirically demonstrate how the validity of ϵ' at \mathbb{G} -stopping times does *not* carry over to \mathbb{F} -stopping times. For each run, we sample data from an i.i.d. $\text{Ber}(0.3)$, which belongs to $\mathcal{P}^{\text{exch}}$, and define the stopping time $\tau^{\mathbb{F}}$ as the first time we observe five consecutive zeros, that is,

$$\tau^{\mathbb{F}} = \inf\{t \geq 5 : X_{t-4} = X_{t-3} = X_{t-2} = X_{t-1} = X_t = 0\}. \quad (2)$$

While $\tau^{\mathbb{F}}$ is a \mathbb{F} -stopping time, it is not a \mathbb{G} -stopping time as it depends directly on the individual data points and not just the conformal p-values. Then, for 100 repeated runs, we plot both the UI e-process and the conformal test martingale, specifically of the form $\epsilon'_t = \prod_{i=1}^t (1 + (p_i - 1/2))$, up until they each reach $\tau^{\mathbb{F}}$. Figure 1a shows that, unlike the UI e-process that remains small (≤ 1) across repeated runs, many instances of conformal test martingales reach values exceeding 1 at $\tau^{\mathbb{F}}$. In Figure 1b, we further plot the histogram and the estimated mean (vertical line) of the stopped e-values ($\epsilon_{\tau^{\mathbb{F}}}$ and $\epsilon'_{\tau^{\mathbb{F}}}$) across 10,000 simulations. We find that the mean of stopped conformal e-values is significantly larger than 1 (1.33 ± 0.016), while the mean of stopped UI e-values remains small (0.25 ± 0.008).

Example 1 makes clear that an e-process w.r.t. a coarsened filtration (\mathbb{G}) need not be an e-process w.r.t. the original filtration (\mathbb{F}). This phenomenon poses both a technical and practical challenge when combining sequentially obtained evidence across different filtrations.² On the technical side, this puts

²Technically, in the example above, the simple average of the two e-processes may appear valid empirically, but this is only because the UI e-process is relatively conservative. If we were to combine the conformal test martingale with any other e-process that remains close to 1 under i.i.d. $\text{Ber}(0.3)$, the mean of the stopped simple average $a_{\tau^{\mathbb{F}}}$ would exceed 1.

an emphasis on specifying an e-process’ underlying filtration, which is often “swept under the rug.” On the practical side, this means that the experimenter must be cautious about what information is included in the stopping rule, since accessing extra information (either inadvertently or deliberately) can invalidate the resulting test, whenever that information “leaks” into the decision to stop the experiment. This can be impractical when the e-process is only valid under a coarse filtration and the extra information is easily accessible, such as when the coarse filtration does not include the data sequence.

In Appendix B, we include another example due to Pérez-Ortiz et al. (2022) that explicitly shows how an e-process for testing a scale-invariant Gaussian mean is not valid w.r.t. the data filtration.

Motivated by these examples, we develop methods for combining e-processes (and p-processes) defined across different filtrations, such that the combined process is valid at any data-dependent stopping times. We then illustrate their applications to various sequential testing scenarios. Central to our approaches is the use of *adjusters* and (*p-to-e*) *calibrators* (Shafer et al., 2011; Dawid et al., 2011b; Ramdas et al., 2020; Vovk and Wang, 2021; Ramdas et al., 2022), which allows us to *lift* an e-process from a coarse filtration into a finer one. This is somewhat surprising because these tools were originally devised for different purposes, namely to be able to use the running maximum of an e-process as valid evidence (for adjusters) and to convert p-values to e-values (for p-to-e calibrators).

In addition to the practical motivation, our main result (of lifting e-processes) has a standalone implication in enhancing our theoretical understanding of e-processes. It establishes that, unlike in the case of test martingales, there always exists a powerful e-process for a testing problem in the data filtration whenever there exists one in a coarser filtration. We will return to this point in Section 6.1.

1.2 Related work on combining e-values (and p-values)

Many recent papers highlighted how e-values, unlike p-values, can be combined seamlessly, even when they are arbitrarily dependent (Vovk and Wang, 2021; Wang and Ramdas, 2022; Grünwald et al., 2023). In particular, Vovk and Wang (2021) show that the arithmetic mean function, which straightforwardly yields a valid combined e-value, dominates any other symmetric “e-merging” function. This is useful when combining two or more different e-values for a hypothesis \mathcal{P} and each e-value is constructed using the same data sample X_1, \dots, X_n . In the sequential context, we will see that any e-process w.r.t. a filtration \mathbb{F} is an e-value at any \mathbb{F} -stopping time; thus, any two e-processes w.r.t. the same filtration \mathbb{F} for a (shared) null hypothesis \mathcal{P} can also be combined seamlessly by averaging. The main challenge that we highlight in this work is when the two e-processes are defined w.r.t. two *different* filtrations, such that one (or both) e-processes must first be *lifted* into a common filtration before the averaging step.

Much of the literature also concerns cases where the e-values exhibit various dependence structures that can be exploited. Generally, taking the product of e-values is a (weakly) dominating e-merging strategy (Vovk and Wang, 2021, proposition 4.2) when the e-values either are independent or form a supermartingale. Taking the product is a useful strategy in sequential settings involving continuous monitoring (Howard et al., 2021; Waudby-Smith and Ramdas, 2023) and in meta-analysis (ter Schure and Grünwald, 2022; Grünwald et al., 2023). In this work, we focus on cases where the two e-processes are constructed using (some version of) the same data sequence, so the product strategy does not apply. Others study e-values obtained for multiple hypotheses with different, including arbitrary, dependence structures (Wang and Ramdas, 2022; Xu et al., 2021, 2022; Ignatiadis et al., 2023; Ren and Barber, 2023; Chi et al., 2022). We do not generally consider such multiple testing scenarios.

Finally, there are various strategies for combining p-values (see, e.g., Vovk and Wang, 2020a). Yet, Vovk et al. (2022)’s recent results suggest that any admissible combination function for p-values must go through e-values. Thus, we primarily focus on e-processes, which are also the fundamental notion of evidence in anytime-valid sequential inference (Ramdas et al., 2020, 2023). Nevertheless,

we discuss the combination of e-processes with p-processes, which are the anytime-valid counterpart to p-values, as a preliminary step to our main result; this is related to [Ignatiadis et al. \(2023\)](#)’s study on combining (non-sequential) e-values and p-values for multiple testing. In this work, we will discover that p-processes can be “lifted” freely across filtrations (Theorem 3.1) and that p-processes appear in an intermediary step when combining e-processes across filtrations. The underlying connection is made via p-to-e calibrators, which we review in Section 2.2.

1.3 Outline

The rest of the paper is organized as follows. In Section 2, we review the key objects of anytime-valid sequential inference (e-processes, p-processes, and sequential tests) as well as calibration and adjustment among e-/p-processes. In Section 3, we develop the main technical tools that we call *p-lifting* and *e-lifting* and prove their validity. In Section 4, we illustrate three concrete use cases of the e-lifting procedure, including how our method works on the exchangeability e-processes from Example 1. In Section 5, we further develop a randomized variant of the e-lifting approach to improve the power of a lifted e-process when it is used in a sequential test. In Section 6, we conclude with a discussion of the theoretical and practical implications of our main results, additional use cases, and a game-theoretic interpretation of e-lifting.

2 Preliminaries

2.1 Anytime-valid inference: E-processes, p-processes, and sequential tests

To set the stage, we formally define the relevant core tools for quantifying evidence in anytime-valid sequential inference ([Ramdas et al., 2023](#)). Let (Ω, \mathcal{F}) be a measurable space, and let $\mathbb{F} = (\mathcal{F}_t)_{t \geq 0}$ and $\mathbb{G} = (\mathcal{G}_t)_{t \geq 0}$ be two filtrations on (Ω, \mathcal{F}) , with $\mathcal{F}_0 = \mathcal{G}_0 = \{\emptyset, \Omega\}$. Unless specified otherwise, we focus on the discrete-time scale ($t = 0, 1, 2, \dots$). One of the main cases we consider is when $\mathcal{G}_t \subseteq \mathcal{F}_t$ for each t , in which case \mathbb{G} is called a *sub-filtration* of \mathbb{F} , denoted as $\mathbb{G} \subseteq \mathbb{F}$. Because \mathbb{F} contains more information than \mathbb{G} , \mathbb{F} is *finer* than \mathbb{G} (or \mathbb{G} is *coarser* than \mathbb{F}).

A sequence of random variables $(X_t)_{t \geq 0}$ is a *process* w.r.t. a filtration \mathbb{F} if it is \mathbb{F} -*adapted*, i.e., X_t is \mathcal{F}_t -measurable for each t . A random variable τ taking values in $\mathbb{N} \cup \{\infty\}$ is a \mathbb{F} -*stopping time* if $\{\tau \leq t\} \in \mathcal{F}_t$ for each t . In this paper, any stopping time we consider is possibly infinite.

Given a family of probability distributions \mathcal{P} and a filtration \mathbb{F} , we define an *e-process* ([Ramdas et al., 2020, 2022](#)) for \mathcal{P} as a nonnegative process $(\epsilon_t)_{t \geq 0}$ that starts at one, or $\epsilon_0 = 1$, and satisfies:

$$\text{for any } \mathbb{F}\text{-stopping time } \tau \text{ and any } P \in \mathcal{P}, \quad \mathbb{E}_P[\epsilon_\tau] \leq 1. \quad (3)$$

E-processes strictly generalize *test (super)martingales* ([Shafer et al., 2011](#)), which are nonnegative (super)martingales whose initial value is 1, i.e., any nonnegative process $(M_t)_{t \geq 0}$ w.r.t. \mathbb{F} such that $M_0 = 1$ and $\mathbb{E}_P[M_t | \mathcal{F}_{t-1}] = 1$ (or $\mathbb{E}_P[M_t | \mathcal{F}_{t-1}] \leq 1$ for test supermartingales) for all $t \geq 1$ and $P \in \mathcal{P}$. By the optional stopping theorem for supermartingales (e.g., [Durrett, 2019](#), theorem 4.8.4), every test supermartingale for \mathcal{P} is an e-process for \mathcal{P} . When \mathcal{P} is understood as a (composite) null hypothesis, an e-process for \mathcal{P} quantifies evidence *against* \mathcal{P} , as it is not expected to grow large at arbitrary stopping times *unless* \mathcal{P} does not adequately describe the data. Note that the definition of an e-process explicitly depends on the filtration \mathbb{F} , particularly through the choice of the stopping time τ .

A closely related notion is that of a p-process, which is the sequential generalization of a p-value. We say that a $[0, 1]$ -valued process $(p_t)_{t \geq 0}$ is a *p-process* for \mathcal{P} if, for any $\alpha \in (0, 1)$,

$$\text{for any } \mathbb{F}\text{-stopping time } \tau \text{ and any } P \in \mathcal{P}, \quad P(p_\tau \leq \alpha) \leq \alpha. \quad (4)$$

Further, given a significance level $\alpha \in (0, 1)$, we say that a *level- α sequential test for \mathcal{P} w.r.t. \mathbb{F}* is a $\{0, 1\}$ -valued process $\phi = (\phi_t)_{t \geq 0}$ such that,

$$\text{for any } \mathbb{F}\text{-stopping time } \tau \text{ and any } P \in \mathcal{P}, \quad P(\phi_\tau = 1) \leq \alpha. \quad (5)$$

A p-process straightforwardly yields the level- α sequential test $\phi_t = \mathbb{1}(\mathfrak{p}_t \leq \alpha)$ for each $\alpha \in (0, 1)$. The notions of validity at stopping times defined in (3), (4), and (5) are collectively referred to as $(\mathbb{F}\text{-})$ *anytime-validity* (Johari et al., 2022; Howard et al., 2021) or $(\mathbb{F}\text{-})$ *safety* (Grünwald et al., 2023; Ramdas et al., 2022), as they generalize their corresponding validity notions in fixed sample sizes.

An e-process can directly yield a sequential test via *Ville's inequality* (Ville, 1939), which was originally shown for test supermartingales but has since been extended to e-processes (Ramdas et al., 2020). Ville's inequality for e-processes states that, for an e-process ϵ for \mathcal{P} w.r.t. \mathbb{F} , the probability under \mathcal{P} of ϵ exceeding a large threshold at any \mathbb{F} -stopping time is small: for any $\alpha \in (0, 1)$,

$$\text{for any } \mathbb{F}\text{-stopping time } \tau \text{ and for any } P \in \mathcal{P}, \quad P\left(\epsilon_\tau \geq \frac{1}{\alpha}\right) \leq \alpha. \quad (6)$$

This implies that $\phi_t = \mathbb{1}(\epsilon_t \geq 1/\alpha)$ is level- α sequential test for each $\alpha \in (0, 1)$.

We say that a level- α sequential test is *powerful* against \mathcal{Q} (a composite alternative) if $Q(\tau_\alpha < \infty) = 1$ for any $Q \in \mathcal{Q} \setminus \mathcal{P}$, where $\tau_\alpha = \inf\{t \geq 1 : \phi_t = 1\}$, and that an e-process ϵ or a p-process \mathfrak{p} is *powerful* against \mathcal{Q} at level α if its corresponding sequential test, $\phi_t = \mathbb{1}(\epsilon_t \geq 1/\alpha)$ or $\phi_t = \mathbb{1}(\mathfrak{p}_t \leq \alpha)$, is powerful against \mathcal{Q} . Further, an e-process that is powerful against \mathcal{Q} at every level $\alpha \in (0, 1)$ is referred to as *consistent* or *power one*; when it is clear from the context, we will broadly refer to such e-processes as powerful (without reference to α). Consistent e-processes have an equivalent definition that $\limsup_{t \rightarrow \infty} \epsilon_t = \infty$, Q -a.s., for every $Q \in \mathcal{Q} \setminus \mathcal{P}$ (Ramdas et al., 2022).

Our main goal in this paper is to study methods for combining e-/p-processes that are defined on different filtrations, such that the combined process retains anytime-validity in the largest filtration.

2.2 Calibrating an e-process and a p-process

Combining evidence that takes the forms of an e-process and a p-process requires calibrating one to another. Prior work by Shafer et al. (2011); Vovk and Wang (2021) suggests that any e-process can be calibrated into a p-process and vice versa. Hereafter, we allow e-processes and calibrators to be defined on the extended nonnegative reals, $[0, \infty]$, and we refer the reader to Wang and Ramdas (2023, section 2.2) for the arithmetic and measure-theoretic properties on the extended reals.

e-to-p calibration. First, any e-process $(\epsilon_t)_{t \geq 0}$ can be calibrated into a p-process via either

$$\mathfrak{p}_t = \frac{1}{\epsilon_t} \wedge 1 \quad \text{or} \quad \mathfrak{p}_t^* = \frac{1}{\epsilon_t^*} \wedge 1, \quad (7)$$

where $\epsilon_t^* = \sup_{i \leq t} \epsilon_i$ is the running maximum of the e-process and \wedge denotes the minimum operator. Note that $\mathfrak{p}_t^* \leq \mathfrak{p}_t$, meaning that taking the running maximum can lead to more powerful p-processes (though the running maximum process itself is *not* an e-process—we return to this soon).

p-to-e calibration. Converting a p-process into an e-process requires using a p-to-e calibrator (Shafer et al., 2011; Ramdas et al., 2020; Vovk and Wang, 2021). A nonincreasing function $C : [0, 1] \rightarrow [0, \infty]$ is a *p-to-e calibrator* if $\int_0^1 C(\mathfrak{p}) d\mathfrak{p} \leq 1$, and it is *admissible* (i.e., no other p-to-e calibrator strictly dominates it) if and only if it is right-continuous, $C(0) = \infty$, and $\int_0^1 C(\mathfrak{p}) d\mathfrak{p} = 1$ (Vovk and Wang, 2021,

proposition 2.1). Since there is no benefit to using a non-admissible p-to-e calibrator, we restrict our attention to admissible ones hereafter and treat the latter condition as an alternative definition.

Examples of admissible p-to-e calibrators include the family of functions $C_\kappa(\mathfrak{p}) = \kappa \mathfrak{p}^{\kappa-1}$ for $\kappa \in (0, 1)$, as well as the (hyperparameter-free) function

$$C(\mathfrak{p}) = \frac{1 - \mathfrak{p} + \mathfrak{p} \log \mathfrak{p}}{\mathfrak{p}(-\log \mathfrak{p})^2}. \quad (8)$$

2.3 Adjusting the running maximum of an e-process

Unlike a p-process, an e-process is not valid when taking the running maximum over time, and in fact, the running maximum of an e-process for \mathcal{P} will typically diverge to infinity even under \mathcal{P} (Ramdas et al., 2022). An adjuster can convert the running maximum process into an e-process, thereby “insuring against the loss of evidence” when, e.g., the e-process sharply decreases following a changepoint.

Formally, an (e-to-e) *adjuster* (Dawid et al., 2011a,b; Shafer et al., 2011) is an increasing function $A : [1, \infty] \rightarrow [0, \infty]$ such that, for any e-process $(\epsilon_t)_{t \geq 0}$ for \mathcal{P} and its running supremum, $\epsilon_t^* = \sup_{i \leq t} \epsilon_i$, there exists a dominating e-process $(\epsilon'_t)_{t \geq 0}$ for \mathcal{P} that satisfies

$$A(\epsilon_t^*) \leq \epsilon'_t, \quad \forall t \geq 0. \quad (9)$$

Since $(\epsilon'_t)_{t \geq 0}$ is an e-process for \mathcal{P} , inequality (9) implies that $(A(\epsilon_t^*))_{t \geq 0}$ is also an e-process for \mathcal{P} .

Dawid et al. (2011b, theorem 1) show that an adjuster A is admissible, i.e., no other adjuster strictly dominates it on $[1, \infty]$, if and only if it is right-continuous, $A(\infty) = \lim_{\epsilon \rightarrow \infty} A(\epsilon) = \infty$, and

$$\int_1^\infty \frac{A(\epsilon)}{\epsilon^2} d\epsilon = 1. \quad (10)$$

As before, we restrict our attention to only the admissible ones hereafter and treat condition (10) as an alternative definition. One concrete example of an admissible adjuster is the following function:

$$A(\epsilon) = \frac{\epsilon^2 \log 2}{(1 + \epsilon)(\log(1 + \epsilon))^2}. \quad (11)$$

See Dawid et al. (2011a,b); Shafer et al. (2011) for more examples. (These papers use the terms *simple lookback adjuster*, *capital calibrator*, and *martingale calibrator*, respectively.) Ramdas et al. (2022, section 4.7) discuss the use of adjusters in the context of testing exchangeability.

2.4 One-to-one correspondence between p-to-e calibrators and adjusters

Finally, there is a straightforward one-to-one correspondence between p-to-e calibrators and adjusters via the change-of-variables formula,

$$A(\epsilon) = C\left(\frac{1}{\epsilon}\right), \quad \forall \epsilon \in [1, \infty] \quad (12)$$

(denoting $1/\infty = 0$). To see this, observe that for any p-to-e calibrator $C : [0, 1] \rightarrow [0, \infty]$, such that it is right-continuous, $C(0) = \infty$, and $\int_0^1 C(\mathfrak{p}) d\mathfrak{p} = 1$, we have

$$\int_1^\infty \frac{A(\epsilon)}{\epsilon^2} d\epsilon = \int_1^\infty \frac{C(1/\epsilon)}{\epsilon^2} d\epsilon = \int_0^1 C(\mathfrak{p}) d\mathfrak{p} = 1, \quad (13)$$

by setting $\mathfrak{p} = 1/\epsilon$. That is, A defined according to (12) is an adjuster. The analogous argument in the converse direction further shows that any adjuster A can be mapped to a p-to-e calibrator via $C(\mathfrak{p}) = A(1/\mathfrak{p})$, $\forall \mathfrak{p} \in [0, 1]$ (denoting $1/0 = \infty$).

3 Combining evidence across filtrations via lifting

In this section, we describe the two main results of this paper, referred to as *p-lifting* and *e-lifting*, that allow us to combine an e-process with a p- or e-process from a coarse filtration.

3.1 p-lifting: How to combine an e-process with a p-process from a sub-filtration

We first establish that any p-process can be “lifted”³ into a finer filtration without calibration. This somewhat surprising result is a direct consequence of the “equivalence lemma” (Ramdas et al., 2020; Howard et al., 2021) between time-uniform validity, random time validity, and anytime-validity of sequential tests. When it comes to probability statements involving whether a p-process will erroneously reject the null hypothesis at level $\alpha \in (0, 1)$, the lemma says that the following notions are equivalent:

- (i) *Time-uniform validity*: The probability of falsely rejecting the null *ever*, over infinite time, is at most α .
- (ii) *Random time validity*: The probability of falsely rejecting the null at any *random* times T , which may be chosen post-hoc, is at most α .
- (iii) *Stopping time validity*, or *anytime-validity*: The probability of falsely rejecting the null using a p-process adapted to \mathbb{F} , at arbitrary \mathbb{F} -*stopping* times τ (possibly infinite), is at most α .

The equivalence lemma holds for both point and composite nulls (Ramdas et al., 2020, lemma 2).

In our case, notice that we can specifically use the equivalence between (ii) and (iii) to move from a sub-filtration to the data filtration (or any finer filtration) by avoiding the dependence on the filtration in the first place. We summarize this result as the *lifting lemma*. In the following, we say that a sequence of events $(\xi_t)_{t \geq 0}$ is adapted to \mathbb{G} if $\xi_t \in \mathcal{G}_t$ for $t \geq 0$, and we denote $\xi_\infty = \limsup_{t \rightarrow \infty} \xi_t = \bigcap_t \bigcup_{i \geq t} \xi_i$.

Lemma 1 (The lifting lemma). *Let \mathbb{G} be a sub-filtration of \mathbb{F} . Let \mathcal{P} be a family of distributions, $(\xi_t)_{t \geq 0}$ be a sequence of events adapted to \mathbb{G} , and $\alpha \in (0, 1)$. Then, for any $P \in \mathcal{P}$, the following statements are equivalent:*

- (a) For any \mathbb{G} -stopping time τ , $P(\xi_\tau) \leq \alpha$.
- (b) For any \mathbb{F} -stopping time τ , $P(\xi_\tau) \leq \alpha$.

We give a self-contained proof in Appendix C.1. Only the lifting direction, (a) \Rightarrow (b), is nontrivial: it states that, if any fixed upper bound on the probability of a \mathbb{G} -adapted event holds at all stopping times w.r.t. \mathbb{G} , then the bound further holds at any stopping time w.r.t. any finer filtration $\mathbb{F} \supseteq \mathbb{G}$. Note that the coarse filtration \mathbb{G} has to be the one to which the sequence of events is adapted—if $(\xi_t)_{t \geq 0}$ were adapted to \mathbb{F} but not \mathbb{G} , then the equivalence would no longer hold. We also remark that the analogous claim involving upper bound statements about an *expectation* (e.g., $\mathbb{E}_P[\xi_\tau] \leq 1$) is NOT true in general, and this necessitates the use of an adjuster when lifting e-processes (as opposed to p-processes) in Section 3.2.

The lifting lemma directly implies the following result.

³This notion of “lifting” is largely distinct from that of Gettoor and Sharpe (1972), who used the term in the (unrelated) context of continuous-time, complex-valued martingales. Their notion has since been called *Hypothèse* (Brémaud and Yor, 1978), extension (Dubins et al., 1996), and immersion (Beghdadi-Sakrani and Emery, 2006), among others, as it has been adapted to the (also unrelated) literature of Brownian innovations (e.g., Tsirelson, 1998). Our terminology only concerns the lifting of events and evidence processes across filtrations defined in discrete time, with a focus on stopping times.

Further, as noted in Vovk (2021a, remark 1), it is a coincidence that the subject of Gettoor and Sharpe (1972)’s study was termed “conformal martingales” (unrelated to Vovk (2021a,b)’s “conformal test martingales” that we discuss in Example 1).

Theorem 1 (p-lifting). *Let \mathbb{G} be a sub-filtration of \mathbb{F} . If $(\mathfrak{p}_t)_{t \geq 0}$ is a p-process for \mathcal{P} w.r.t. \mathbb{G} , then $(\mathfrak{p}_t)_{t \geq 0}$ is a p-process for \mathcal{P} w.r.t. \mathbb{F} .*

That is, p-lifting is “free”: any p-process can be lifted without calibration. Theorem 1 follows immediately by applying Lemma 1 to the sequence of \mathbb{G} -adapted events, $\xi_t = \{\mathfrak{p}_t \leq \alpha\}$ for each t .

We note in passing that, by complete analogy to Theorem 1, we can also “freely” lift sequential tests and even confidence sequences (CS; Darling and Robbins, 1967; Howard et al., 2021) at arbitrary stopping times. We do not focus on them in this work, however, as it is unclear how to combine multiple sequential tests or CSs without involving their underlying e-processes (Ramdas et al., 2020).

How to combine an e-process with a p-process from a sub-filtration. The p-lifting result (Theorem 1), combined with any p-to-e calibrator, gives an answer for how to combine an e-process with a p-process from a sub-filtration. We can first lift the p-process into the finer filtration, calibrate it into an e-process in the finer filtration, and then combine it using the fact that any set of e-processes (in the same filtration) can be combined into an e-process via averaging (Vovk and Wang, 2021). This is summarized in the following corollary.

Corollary 1 (Combining an e-process with a p-process from a sub-filtration). *Let \mathbb{G} be a sub-filtration of \mathbb{F} . If $(\mathfrak{e}_t)_{t \geq 0}$ is an e-process for \mathcal{P} w.r.t. \mathbb{F} and $(\mathfrak{p}_t)_{t \geq 0}$ is a p-process for \mathcal{P} w.r.t. \mathbb{G} , then for any p-to-e calibrator C , the sequence $(\bar{\mathfrak{e}}_t^{\text{cal}})_{t \geq 0}$ defined by*

$$\bar{\mathfrak{e}}_t^{\text{cal}} = \gamma \mathfrak{e}_t + (1 - \gamma)C(\mathfrak{p}_t), \quad \forall t \geq 0, \quad (14)$$

for any fixed $\gamma \in [0, 1]$, is an e-process for \mathcal{P} w.r.t. \mathbb{F} .

We note that, while $\bar{\mathfrak{e}}_t^{\text{cal}}$ is an e-process for any fixed constant $\gamma \in [0, 1]$, the default choice should be to use the arithmetic mean via $\gamma = 1/2$, which dominates any other symmetric e-merging functions (Vovk and Wang, 2021, proposition 3.1). The only exception would be when there is a prior belief that one evidence is more valuable than the other, in which case γ must be specified *a priori*.

3.2 ϵ -lifting: How to combine an e-process with an e-process from a sub-filtration

Next, we consider the problem of combining two e-processes, one residing in a sub-filtration of another’s filtration. Recall the motivating example from earlier (Example 1), where we saw that simply taking the average of the two e-processes does not yield an e-process in the larger filtration.

How can we avoid this issue and successfully “lift” the validity of ϵ' to the larger filtration \mathbb{F} ? Surprisingly, an answer comes directly from using an adjuster. Leveraging the one-to-one correspondence between adjusters and p-to-e calibrators, we can now lift an e-process to any finer filtration.

Theorem 2 (ϵ -lifting). *Let \mathbb{G} be a sub-filtration of \mathbb{F} , and let $(\epsilon_t)_{t \geq 0}$ be an e-process for \mathcal{P} w.r.t. \mathbb{G} . Then, for any adjuster A , the sequence of random variables $\epsilon^{\text{adj}} = (\epsilon_t^{\text{adj}})_{t \geq 0}$ defined by*

$$\epsilon_t^{\text{adj}} = A(\epsilon_t^*) = A\left(\sup_{i \leq t} \epsilon_i\right), \quad \forall t \geq 0, \quad (15)$$

is an e-process for \mathcal{P} w.r.t. \mathbb{F} .

Theorem 2 establishes that $\epsilon_\tau^{\text{adj}}$ is a valid e-value for \mathcal{P} at any \mathbb{F} -stopping time τ . Its proof consists of three steps, each of which follows from a known or previous result:

- (i) $\mathfrak{p}_t^* = (1/\epsilon_t^*) \wedge 1$ is a p-process for \mathcal{P} w.r.t. \mathbb{G} (Section 2.2);

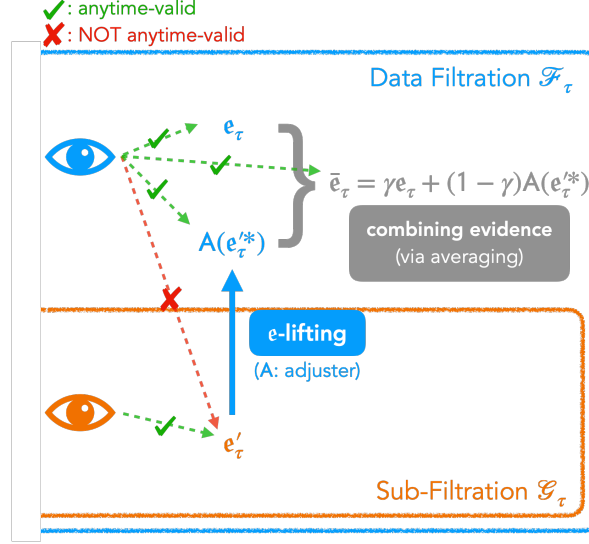


Figure 2: E-processes $(e'_t)_{t \geq 0}$ constructed w.r.t. a sub-filtration $\mathbb{G} = (\mathcal{G}_t)_{t \geq 0}$ (orange) can be ϵ -lifted to any finer filtration $\mathbb{F} = (\mathcal{F}_t)_{t \geq 0}$ (blue), such that $\mathbb{G} \subseteq \mathbb{F}$, using an adjuster A (Theorem 2; blue arrow). Unlike $(e'_t)_{t \geq 0}$, the lifted e-process $(A(e_t^*))_{t \geq 0}$ is valid at an arbitrary \mathbb{F} -stopping time (or \mathbb{F} -anytime-valid). The lifted e-process can be combined with any other e-process $(e_t)_{t \geq 0}$ w.r.t. \mathbb{F} via averaging (Corollary 2; gray). In the figure, whether each random variable is anytime-valid w.r.t. each filtration (τ being a stopping time in the filtration) is marked with a green check (✓) or a red cross (✗).

- (ii) p_t^* is also a p-process for \mathcal{P} w.r.t. \mathbb{F} , by the p-lifting result (Theorem 1); and
- (iii) for each adjuster A , there is a corresponding p-to-e calibrator C (Section 2.4) such that $e_t^{\text{adj}} = A(e_t^*) \leq C(p_t^*)$, proving that e^{adj} an e-process for \mathcal{P} w.r.t. \mathbb{F} .

We include a complete proof in Appendix C.2.

How to combine an e-process with an e-process from a sub-filtration. Analogous to p-lifting (Theorem 1), ϵ -lifting (Theorem 2) gives a recipe for how to combine an e-process with an e-process from a sub-filtration.

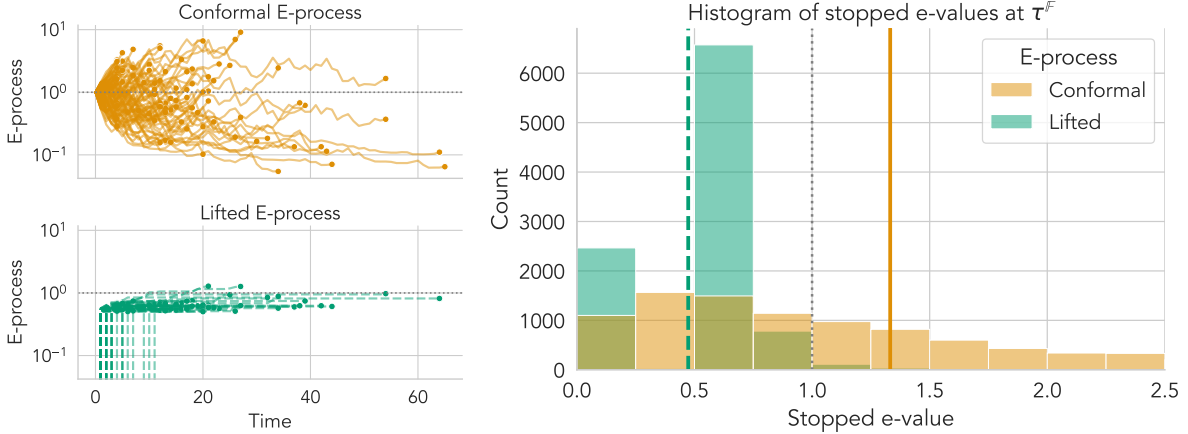
Corollary 2 (Combining an e-process with an e-process from a sub-filtration). *Let \mathbb{G} be a sub-filtration of \mathbb{F} . If $(e_t)_{t \geq 0}$ is an e-process for \mathcal{P} w.r.t. \mathbb{F} and $(e'_t)_{t \geq 0}$ is an e-process for \mathcal{P} w.r.t. \mathbb{G} , then for any adjuster A , the sequence $(\bar{e}_t^{\text{adj}})_{t \geq 0}$ defined by*

$$\bar{e}_t^{\text{adj}} = \gamma e_t + (1 - \gamma) A(e_t^*), \quad \forall t \geq 0, \quad (16)$$

is an e-process for \mathcal{P} w.r.t. \mathbb{F} , where $e_t^* = \sup_{i \leq t} e'_i$.

Corollary 2 establishes that we can first lift the e-process from the sub-filtration and then average the lifted e-process with the other e-process. Note the asymmetry in (16): we leave the e-process e w.r.t. \mathbb{F} as-is, while we take the running supremum of the e-process e' and then apply the adjuster. Despite the asymmetry of their forms, unless there are reasons *a priori* to prefer one e-process over the other, we recommend using $\gamma = 1/2$ for reasons described earlier in Section 3.1.

Figure 2 gives a visual illustration of the ϵ -lifting procedures given by Theorem 2 and Corollary 2. It also highlights that $(A(e_t^*))_{t \geq 0}$ is an e-process w.r.t. \mathbb{F} , while $(e'_t)_{t \geq 0}$ is not.



(a) E-processes and their stopping times

(b) Histogram of stopped e-values (vertical line: mean)

Figure 3: Unlike the conformal test martingale (solid orange), which is not \mathbb{F} -anytime-valid, its ϵ -lifted version (dashed green) using Theorem 2 is \mathbb{F} -anytime-valid. Similarly to Figure 1, we compare these two processes at the \mathbb{F} -stopping time $\tau^{\mathbb{F}}$ in (2) (first time seeing five consecutive zeros in the data). The histogram shows that the lifted e-process has an estimated mean of 0.47 ± 0.003 (vertical dashed green) at the stopping time, contrasting with the conformal test martingale which has an estimated mean of 1.33 ± 0.016 (vertical solid orange). The lifted e-process can then be combined seamlessly with any other \mathbb{F} -anytime-valid e-process, such as the UI e-process.

4 Three illustrative use cases

Given the ϵ -lifting result (Theorem 2), we now discuss three illustrative problems in which the technique can be used to achieve validity in the finer filtration.

4.1 Lifting and combining e-processes for testing exchangeability (revisited)

We start by revisiting the problem of combining e-processes for testing exchangeability (Example 1). As we showed earlier, the conformal test martingale is not valid w.r.t. the data filtration \mathbb{F} , unlike the UI e-process. Using Theorem 2, we can now lift the conformal variant into \mathbb{F} , such that it is valid at \mathbb{F} -stopping times and thus can be combined with the UI e-process via averaging (Corollary 2).

Figure 3 shows plots of the conformal test martingale (the same one used in Figure 1) alongside its ϵ -lifted version that uses the adjuster A from (11). The plots are drawn analogously to Figure 1, showing the e-processes in Figure 3a as well as the histograms and estimated means of the stopped e-values in Figure 3b, over 10,000 repeated runs. We use the same \mathbb{F} -stopping time $\tau^{\mathbb{F}}$ as before (the first time seeing five consecutive zeros in the data). The data is once again sampled from an i.i.d. $\text{Ber}(0.3)$.

The plots show that, unlike the conformal test martingale, its ϵ -lifted version is mostly no greater than 1, and the histogram further shows that the estimated mean of the stopped e-values for the lifted e-process (vertical dashed green) is 0.47 ± 0.003 , suggesting that the lifted e-process meets the validity definition (3) at this \mathbb{F} -stopping time. This gives evidence that the lifted e-process can be combined with the UI e-process via averaging, such that the combined version is an e-process w.r.t. \mathbb{F} .

As a follow-up experiment, we demonstrate how the combined e-process via ϵ -lifting and averaging can be useful for leveraging the statistical power of two e-processes that are powerful against different types of alternative hypotheses. In Figure 4, we compare the UI, conformal, and their com-

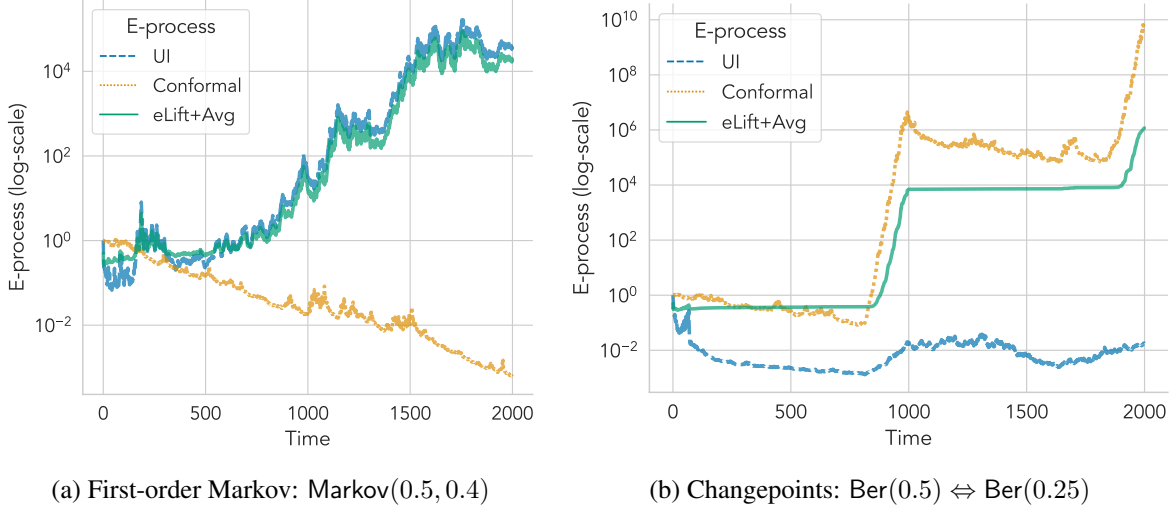


Figure 4: UI (dashed blue), conformal (dotted orange), and the combined (solid green; Corollary 2) e-processes for testing exchangeability in two scenarios where the binary data is sampled from a non-exchangeable distribution (left: first-order Markov; right: changepoints). The combined e-process grows large under both alternatives, while the UI and conformal e-processes only grow large under the Markov and changepoint alternatives, respectively. Each line is averaged over 100 repeated runs.

bined e-processes on a simulated, *non-exchangeable* binary data sequence. We combine the UI e-process $(\epsilon_t)_{t \geq 0}$ and the conformal e-process $(\epsilon'_t)_{t \geq 0}$ via ϵ -lifting and simple averaging (Corollary 2), i.e., $\bar{\epsilon}_t^{\text{adj}} = \frac{1}{2}(\epsilon_t + A(\epsilon'_t))$, $\forall t$, where A is the adjuster in (11). We use two alternative distributions for which the UI and conformal procedures are each known to be powerful: a first-order Markov chain for the UI e-process and a Bernoulli sequence with multiple changepoints in the mean parameter for the conformal test martingale.

In Figure 4a, we generate data from a first-order Markov chain with $p_{1|0} = 0.5$ and $p_{1|1} = 0.4$, where $p_{k|j}$ denotes the transition probability from state j to state k , for $j, k \in \{0, 1\}$, and we plot the three e-processes, each averaged over 100 repeatedly sampled Markovian data sequence of length $T = 2,000$. The plot confirms that the UI e-process (dashed blue) grows quickly while the conformal test martingale (dotted orange) does not; more importantly, it shows that the combined e-process (“eLift+Avg”; solid green) closely tracks the fast-growing UI e-process. This is unsurprising because the combined e-process $\bar{\epsilon}_t^{\text{adj}}$ is effectively one-half of the exponentially growing UI e-process ϵ_t .

In Figure 4b, we generate data from a drifting distribution that is typically an i.i.d. Ber(0.5) (“usual state”), but after every 800 steps it switches to an i.i.d. Ber(0.25) (“unusual state”) for 200 steps, before returning to the usual state. The resulting data contains multiple changepoints across the sequence length of $T = 2,000$. As mentioned earlier, conformal test martingales are known to be powerful against changepoint alternatives, unlike the UI e-process. The plot, showing the three e-processes averaged over 100 repeated runs, confirms this: the conformal test martingale grows large when encountering the first unusual state, then decreases slowly as the data reverts to its usual state, and then grows large again when encountering the second unusual state; the UI e-process does not grow large throughout the sequence. Analogous to the Markovian case, the combined e-process also grows large whenever the conformal test martingale grows large.

Unlike in Figure 4a, however, in Figure 4b we additionally observe two peculiarities stemming from the ϵ -lifting procedure. The first is that the combined e-process utilizes the *adjusted* conformal test martingale, meaning that it will always be at a smaller scale (e.g., $\approx 10^4$ at time 1,000) than

the original e-process ($\approx 10^6$). In our test case, the adjusted evidence is still much larger than a typical threshold for a “strong”⁴ evidence (10, 20, or 100). The second is that, as a byproduct of using an adjuster, the combined e-process utilizes the *running maximum* of the conformal test martingale, explaining why the combined e-process remains constant (and not decrease) during times 1,001 to 1,800 when the data reverts to the usual state. Thus, this useful byproduct allows the combined e-process to insure against losing evidence, the one from the e-process in the sub-filtration, over time.

4.2 Combining e-processes across different sub-filtrations: the case of comparing forecasts with lags

The next class of examples concerns a scenario where different e-processes are constructed w.r.t. different sub-filtrations of the data filtration. Formally, we consider cases where, for each $k = 1, 2, \dots$, an e-process $e^{[k]}$ is constructed w.r.t. a sub-filtration $\mathbb{F}^{[k]} \subseteq \mathbb{F}$.

Here, we specifically highlight the case of sequentially comparing lag- h forecasters that make probability forecasts for an outcome h time steps ahead of its occurrence (e.g., 7-day weather forecasters). Recent work on anytime-valid forecast comparison develop e-processes and sequential tests for testing forecast dominance (Henzi and Ziegel, 2022), i.e., whether one forecaster uniformly outperforms the other over time; testing whether a forecaster is calibrated (Arnold et al., 2023); and estimating the mean forecast score difference between two forecasters (Choe and Ramdas, 2023). Interestingly, these results implicitly utilize the p-lifting result, and the third result essentially utilizes the same strategy as e-lifting, except for its use of a p-merging function instead of an e-merging function.

To further elucidate the connections between e-lifting and anytime-valid forecast comparison, we proceed with a concrete example based on the formulations of Choe and Ramdas (2023, appendix E) as well as Arnold et al. (2023, section 4). In the following, let $h > 1$ be an integer lag, and suppose that at each time step $t = 1, 2, \dots$, two forecasters p and q make respective probability forecasts $p_t, q_t \in [0, 1]$ for an eventual binary outcome $y_{t+h-1} \in \{0, 1\}$, say, whether it will rain on the $(t + h - 1)$ th day. The underlying distribution for the outcome sequence is not known. Let $\mathbb{F} = (\mathcal{F}_t)_{t \geq 0}$ denote the filtration such that both p_t and q_t are \mathcal{F}_{t-1} -measurable—that is, \mathcal{F}_{t-1} represents the information set available to each forecaster before making their forecasts on y_{t+h-1} .

Example 2 (Combining e-processes for comparing lag- h forecasters). Suppose that we evaluate the two lag- h forecasters according to the Brier score $s(p, y) = (p - y)^2$ (Brier, 1950). For each time step $t \geq h$, define

$$\Delta_t^{[k]} = \frac{1}{|I_t^{[k]}|} \sum_{i \in I_t^{[k]}} \mathbb{E}[s(p_i, y_{i+h-1}) - s(q_i, y_{i+h-1}) \mid \mathcal{F}_{t-1}], \quad \forall k \in \{1, \dots, h\}, \quad (17)$$

where $I_t^{[k]}$ is an index set that includes every h th time step starting at $k + 1$ up to $t - h + 1$. The parameter $\Delta_t^{[k]}$ thus denotes the average conditional expectation of score differences between the two lag- h forecasters over time. Importantly, we condition the scores of p_i and q_i on \mathcal{F}_{i-1} , in order to adequately capture the information set available to the forecasters *at the time of their forecasting*.

Now, suppose we seek to test the null hypothesis that asserts, for each time offset $k = 1, \dots, h$ (e.g., day of the week), forecaster p outperforms forecaster q on average according to s:

$$\mathcal{H}_0^{\text{pw}} : \Delta_t^{[k]} \leq 0, \quad \forall t \geq 1, \forall k \in \{1, \dots, h\}. \quad (18)$$

⁴Game-theoretically, an e-value of 20 would mean that the skeptic was able to multiply their wealth by 20 times by betting against the null. For a sequential test, a significance level of $\alpha = 0.05$ would correspond to a threshold of $1/\alpha = 20$.

For each offset $k \in \{1, \dots, h\}$, [Choe and Ramdas \(2023\)](#) construct an e-process $\epsilon^{[k]} = (\epsilon_t^{[k]})_{t \geq 0}$ for $\mathcal{H}_0^{\text{pw}}$ w.r.t. some sub-filtration $\mathbb{F}^{[k]} \subseteq \mathbb{F}$, which updates its information every h steps starting at time k (for example, if $h = 3$, then $\mathbb{F}^{[1]} = (\mathcal{F}_0, \mathcal{F}_1, \mathcal{F}_1, \mathcal{F}_1, \mathcal{F}_4, \mathcal{F}_4, \mathcal{F}_4, \mathcal{F}_7, \mathcal{F}_7, \mathcal{F}_7, \dots)$); this sub-filtration design is due to [Arnold et al. \(2023\)](#)). Even though it is an e-process w.r.t. $\mathbb{F}^{[k]}$, $\epsilon^{[k]}$ is not generally valid at \mathbb{F} -stopping times. Because the e-process $\epsilon^{[k]}$ only contains evidence from the forecasts made for the offset k , we would want to eventually combine the evidence for all values of $k \in \{1, \dots, h\}$, even though each e-process $\epsilon^{[k]}$ is only valid w.r.t. its own sub-filtration $\mathbb{F}^{[k]}$.

For each $k \in \{1, \dots, h\}$, we can leverage the ϵ -lifting strategy of [Theorem 2](#) to lift $\epsilon^{[k]}$ to \mathbb{F} , and then we can average all h of them to obtain one combined e-process for $\mathcal{H}_0^{\text{pw}}$ w.r.t. \mathbb{F} :

$$\epsilon_t = \frac{1}{h} \sum_{k=1}^h \mathbb{A} \left(\sup_{i \leq t} \epsilon_i^{[k]} \right), \quad \forall t. \quad (19)$$

This e-process is expected to be bounded by 1 at any \mathbb{F} -stopping time, as long as forecaster p outperforms q on average across all offsets (that is, under $\mathcal{H}_0^{\text{pw}}$), but it may grow large if q outperforms p on at least one offset (e.g., on Sundays). Our general strategy mirrors [Choe and Ramdas \(2023\)](#)'s strategy, although one difference is that here we combine evidence in the e-domain via averaging, whereas [Choe and Ramdas \(2023\)](#) follows [Henzi and Ziegel \(2022\)](#)'s strategy to first calibrate the e-processes to p-process, (implicitly) apply p-lifting, and then use the harmonic average p-merging function ([Vovk and Wang, 2020a](#)) before finally applying a p-to- ϵ calibration.

4.3 Combining e-processes constructed using k -wise examples: the case of sequential independence testing

The third class of examples concerns e-processes constructed w.r.t. a coarsening of the data filtration that observes k data points each time. Given a stream of observations $(Z_t)_{t \geq 1}$ and its natural filtration $\mathbb{F} = (\mathcal{F}_t)_{t \geq 0}$, $\mathcal{F}_t = \sigma(Z_1, \dots, Z_t)$, the e-process is constructed w.r.t. the coarse filtration $\mathbb{F}^{[k]} = (\mathcal{F}_t^{[k]})_{t \geq 0} \subseteq \mathbb{F}$ that is updated only every k steps, that is, $\mathcal{F}_t^{[k]} = \mathcal{F}_{\lfloor t/k \rfloor k}$ for each t .

A topical example is the case of sequential (nonparametric) independence testing ([Balsubramani and Ramdas, 2016](#); [Shekhar and Ramdas, 2023](#); [Podkopaev et al., 2023](#); [Podkopaev and Ramdas, 2023](#); [Henzi and Law, 2023](#)), which we describe below.

Example 3 (Combining e-processes for testing independence). Suppose we have an i.i.d. stream of paired observations $(X_t, Y_t) \sim P_{XY}$, for $t \geq 1$, and we would like to sequentially test whether the joint distribution factorizes, that is,

$$\mathcal{H}_0^{\text{indep}} : P_{XY} = P_X \times P_Y \quad \text{vs.} \quad \mathcal{H}_1^{\text{indep}} : P_{XY} \neq P_X \times P_Y. \quad (20)$$

Following, e.g., [Podkopaev et al. \(2023\)](#), we can construct an e-process $\epsilon^{\text{pair}} = (\epsilon_t^{\text{pair}})_{t \geq 0}$ for $\mathcal{H}_0^{\text{indep}}$ w.r.t. $\mathbb{F}^{[2]}$ that bets on *pairs* of incoming data points (“pairwise betting”): $\epsilon_0^{\text{pair}} = 1$ and

$$\epsilon_t^{\text{pair}} = \prod_{i=1}^{\lfloor t/2 \rfloor} \{1 + \lambda_i f_i((X_{2i-1}, Y_{2i-1}), (X_{2i}, Y_{2i}))\}, \quad \forall t \geq 1, \quad (21)$$

where $\lambda_i \in [-1, 1]$ is (\mathcal{F}_{2i-2}) -measurable and $f_i \in [-1, 1]$ is a payoff function that takes a pair of data points as inputs. The payoff is expected to be zero whenever X_{2i} and Y_{2i} (as well as X_{2i-1} and Y_{2i-1}) are independent. This e-process is only adapted w.r.t. the coarse sub-filtration $\mathbb{F}^{[2]}$ but not the data filtration \mathbb{F} . We want to be able to combine this e-process with another e-process for independence testing, say, [Henzi and Law \(2023\)](#)'s test martingale $\epsilon^{\text{rank}} = (\epsilon_t^{\text{rank}})_{t \geq 0}$ for $\mathcal{H}_0^{\text{indep}}$, which itself is constructed w.r.t. a different sub-filtration $\mathbb{G} \subseteq \mathbb{F}$ based on the sequential ranks of the data.

Similar to tests of exchangeability, it is impossible to construct nontrivial test martingales adapted to the data filtration \mathbb{F} for independence testing (Henzi and Law, 2023, theorem 1); furthermore, to the best of our knowledge, all known nontrivial e-processes are constructed w.r.t. some coarsening of \mathbb{F} . In particular, e-processes constructed using the pairwise betting strategy are only valid at even, $\mathbb{F}^{[2]}$ -stopping times, while Henzi and Law (2023)’s test martingale is only valid when peeking at the rank statistics of the data (but not the data itself). This implies that ϵ -lifting is necessary for combining such different processes. Since the two e-processes reside in different sub-filtrations of \mathbb{F} , the combined e-process w.r.t. \mathbb{F} would involve adjustments on both processes:

$$\bar{\epsilon}_t = \frac{1}{2} \left(A(\epsilon_t^{\text{pair}}) + A'(\epsilon_t^{\text{rank}}) \right), \quad \forall t, \quad (22)$$

for two adjusters A and A' .

We close with the note that recent work by Saha and Ramdas (2024) also leverages the pairwise betting strategy but for testing exchangeability; the analogous procedures would give ways to combine its e-process with, e.g., the UI and conformal e-processes in Example 1.

5 Randomized adjustments of e-processes across filtrations

Statistical methods often leverage external randomization to improve their power, and generally speaking, these methods can be readily incorporated into our ϵ -lifting procedures. The conformal test martingale for testing exchangeability in Example 1, for example, utilizes randomization to break ties (see Section A for details); Ramdas and Manole (2023, section 10.2) discuss many other known examples in statistics. In this section, we focus on one class of external randomization that can be incorporated into the ϵ -lifting procedure itself. This is based on recent work that demonstrated a simple use of an independent random variable $U \sim \text{Unif}[0, 1]$, which we refer to here as “ U -randomization.”

There are two relevant recent results for U -randomization. First, in the non-sequential setup, Ignatiadis et al. (2023) remark that, if e is an e-value and U is independent of e , then $\tilde{p} = (U/e) \wedge 1$ is a valid, U -randomized p-value. In fact, the U -randomized e-to-p calibrator $e \mapsto (U/e) \wedge 1$ dominates the e-to-p calibrator $e \mapsto (1/e) \wedge 1$ of (7), which is the only admissible *deterministic* e-to-p calibrator (Vovk and Wang, 2021). Second, in the sequential setup, Ramdas and Manole (2023) show that we can analogously incorporate U -randomization by applying it at a stopping time, increasing the statistical power of the stopped process.

In this section, we show that Ramdas and Manole (2023)’s U -randomization strategy is naturally applicable to our sequential setup by first applying the ϵ -lifting procedure (Theorem 2) and then applying U -randomization at a \mathbb{F} -stopping time. As for Ignatiadis et al. (2023)’s U -randomized e-to-p calibration approach, we provide a preliminary analysis that gives a loose upper bound on the type I error of the resulting sequential test in our lifting setup.

5.1 The lift-then-randomize procedure

Given an e-process $\epsilon = (\epsilon_t)_{t \geq 0}$ for \mathcal{P} w.r.t. $\mathbb{G} \subseteq \mathbb{F}$, we showed in Theorem 2 that we can apply ϵ -lifting to obtain a lifted e-process $(A(\epsilon_t^*))_{t \geq 0}$ w.r.t. \mathbb{F} , for any choice of an adjuster A . This implies that, for any \mathbb{F} -stopping time τ , we have

$$\mathbb{E}_P[A(\epsilon_\tau^*)] \leq 1, \quad \forall P \in \mathcal{P}. \quad (23)$$

Next, by the uniformly-randomized Markov’s inequality (Ramdas and Manole, 2023, theorem 1.2),

$$P \left(A(\epsilon_\tau^*) \geq \frac{U}{\alpha} \right) \leq \alpha, \quad \forall P \in \mathcal{P}, \forall \alpha \in (0, 1). \quad (24)$$

One technical remark is that each distribution $P \in \mathcal{P}$ now additionally describes the external random variable U , which we (the statistician) know to be independent of \mathbb{F} (and of any \mathbb{G} -stopping time). In practice, this means that when to stop the experiment cannot depend on the external variable U .

This two-step *lift-then-randomize* (*ltr*) procedure can be summarized by the following diagram:

$$\epsilon_\tau \xrightarrow[\text{(e-to-e)}]{\text{e-lifting}} A(\epsilon_\tau^*) \xrightarrow[\text{(e-to-p)}]{U\text{-rand.}} \frac{U}{A(\epsilon_\tau^*)} \wedge 1 \quad (25)$$

for any adjuster A . Here, while ϵ_τ is only an e-value when τ is a \mathbb{G} -stopping time, $A(\epsilon_\tau^*)$ is an e-value for any \mathbb{F} -stopping time τ , and the last random variable, $(U/A(\epsilon_\tau^*)) \wedge 1$, is a p-value for any \mathbb{F} -stopping time τ . Since $U < 1$ almost surely, the U -randomization step strictly increases (a.s.) the power of the resulting sequential test. We summarize this result as a proposition.

Proposition 1 (Uniformly-randomized p-value from a lifted e-process). *If $\epsilon = (\epsilon_t)_{t \geq 0}$ is an e-process for \mathcal{P} w.r.t $\mathbb{G} \subseteq \mathbb{F}$ and A is an adjuster, then*

$$\text{for any } \mathbb{F}\text{-stopping time } \tau, \quad \tilde{p}_\tau^{\text{ltr}} := \frac{U}{A(\epsilon_\tau^*)} \wedge 1 \quad \text{is a p-value for } \mathcal{P}. \quad (26)$$

In other words, for any \mathbb{F} -stopping time τ , $P(\tilde{p}_\tau^{\text{ltr}} \leq \alpha) \leq \alpha$ for any $P \in \mathcal{P}$ and $\alpha \in (0, 1)$.

Proposition 1 yields an \mathbb{F} -anytime-valid sequential test for \mathcal{P} at level $\alpha \in (0, 1)$: stop at a \mathbb{F} -stopping time τ , sample an independent random variable $U \sim \text{Unif}[0, 1]$, compute $\tilde{p}_\tau^{\text{ltr}}$, and reject \mathcal{P} if $\tilde{p}_\tau^{\text{ltr}} \leq \alpha$. However, notice that $\tilde{p}_\tau^{\text{ltr}}$ is *not* a p-process w.r.t. \mathbb{F} because it is not \mathbb{F} -adapted—it depends on the external random variable U . More generally, when using U -randomization, we do not expect to obtain processes w.r.t. \mathbb{F} because of U .

The caveat here is that we only obtain a p-value, even after an adjustment, and not a p-process. If we were to combine $\tilde{p}_\tau^{\text{ltr}}$ with a stopped e-process w.r.t. \mathbb{F} , then we would need to apply an extra p-to-e calibration (likely sacrificing more evidence) before being able to average the two. Alternatively, if we were to combine the p-value with a stopped p-process w.r.t. \mathbb{F} , then we can, e.g., use an admissible p-merging function (Vovk et al., 2022; Vovk and Wang, 2020b) to obtain a combined p-value.

5.2 Lifting the randomized Ville’s inequality

Typically, a p-process with stopping time validity can further yield a time-uniform inference procedure that can be monitored continuously due to the equivalence lemma (recall Section 3.1). However, because the lift-then-randomize procedure of Proposition 1 only yields a “stopped p-value” and not a p-process, we cannot directly obtain a sequential inference procedure that can be monitored continuously over time. Fortunately, it follows straightforwardly from Ramdas and Manole (2023)’s *randomized Ville’s inequality* that, when it comes to deriving a level- α sequential test, we can still monitor the original e-process ϵ at the threshold $1/\alpha$ before reaching a stopping time, at which we can use the U -randomized p-value.

First, to recap, Ramdas and Manole (2023) develop randomized versions of Markov’s inequality, as well as other concentration bounds, by utilizing the independent uniform random variable. Given an e-process $\epsilon = (\epsilon_t)_{t \geq 0}$ w.r.t. \mathbb{G} , the *randomized Ville’s inequality* (corollary 4.1.1 in their work) states that, for any $P \in \mathcal{P}$ and for any \mathbb{G} -stopping time τ ,

$$P \left(\exists t \leq \tau : \epsilon_t \geq \frac{1}{\alpha} \quad \text{OR} \quad \epsilon_\tau \geq \frac{U}{\alpha} \right) \leq \alpha, \quad (27)$$

where $U \sim \text{Unif}[0, 1]$ is independent of \mathbb{G} (and thus of ϵ and τ). The inequality yields the following level- α sequential inference procedure for \mathcal{P} w.r.t. \mathbb{G} :

- Collect data and continuously monitor the e-process w.r.t. the filtration \mathbb{G} .
- If ϵ_t ever crosses $1/\alpha$, stop and reject the null. Otherwise, stop at any \mathbb{G} -stopping time τ . (This is the first part of the “OR” clause in (27).)
- Draw an independent random variable $U \sim \text{Unif}[0, 1]$. Reject the null if $\epsilon_\tau \geq U/\alpha$. (This is the second part of the “OR” clause in (27).)

The second threshold of U/α is almost surely smaller than the level $1/\alpha$, meaning that it gives an additional chance of rejecting the null under the alternative at a more lenient threshold than the usual $1/\alpha$. Note that, unlike the original Ville’s inequality, the U -randomized version depends on the filtration \mathbb{G} through the \mathbb{G} -stopping time τ .

Extending this procedure to \mathbb{F} -stopping times, we show that we can continuously monitor the e-process, and then apply U -randomization to the *adjusted running maximum* at an \mathbb{F} -stopping time. As before, U must be independent of \mathbb{F} , so the stopping time cannot depend on U .

Corollary 3 (ϵ -lifted randomized Ville’s inequality). *Let $\mathbb{G} \subseteq \mathbb{F}$, and let $\epsilon = (\epsilon_t)_{t \geq 0}$ be an e-process for \mathcal{P} w.r.t. \mathbb{G} . Suppose that $U \sim \text{Unif}[0, 1]$ is a uniform random variable independent of \mathbb{F} .*

Then, given an adjuster A and any \mathbb{F} -stopping time τ , the e-process ϵ satisfies the randomized Ville’s inequality in the following way: for any $P \in \mathcal{P}$ and $\alpha \in (0, 1)$,

$$P \left(\exists t \leq \tau : \epsilon_t \geq \frac{1}{\alpha} \quad \text{OR} \quad A(\epsilon_\tau^*) \geq \frac{U}{\alpha} \right) \leq \alpha. \quad (28)$$

The proof follows directly from Proposition 1 by choosing the \mathbb{F} -stopping time

$$\rho = \tau \wedge \eta, \quad \text{where} \quad \eta = \inf\{t \geq 1 : \epsilon_t \geq 1/\alpha\}, \quad (29)$$

for any \mathbb{F} -stopping time τ . Note that we can equivalently say $\eta = \inf\{t \geq 1 : \epsilon_t^* \geq 1/\alpha\}$ since the time that a process first exceeds $1/\alpha$ is also when its running maximum first exceeds $1/\alpha$.

Corollary 3 suggests the following level- α sequential inference procedure w.r.t. \mathbb{F} :

- Collect data and continuously monitor the e-process ϵ w.r.t. \mathbb{F} .
- If ϵ ever crosses $1/\alpha$, stop and reject the null. Otherwise, stop at any \mathbb{F} -stopping time τ .
- Draw an independent random variable $U \sim \text{Unif}[0, 1]$. Reject the null if $A(\epsilon_\tau^*) \geq U/\alpha$, or equivalently, if $\tilde{p}_\tau^{\text{ltr}} \leq \alpha$.

The key difference from (27) is that the stopping time τ can be chosen w.r.t. the *lifted* filtration \mathbb{F} , even though ϵ is an e-process only w.r.t. \mathbb{G} .

The main takeaway here is that the randomized Ville’s inequality, and its corresponding sequential testing procedure involving the running maximum and the adjustment, can be applied to e-processes w.r.t. \mathbb{G} at any \mathbb{F} -stopping times in a specific way: we can track the e-process up until τ but then use its adjusted version at the stopping time before applying U -randomization.

5.3 Can a randomize-then-lift procedure also be \mathbb{F} -anytime-valid?

An alternative proposal to the lift-then-randomize approach is to first apply U -randomization and then apply a lifting procedure. The potentially interesting connection here is that, if we can first obtain a U -randomized p-value at a stopping time, then perhaps similarly to [Ignatiadis et al. \(2023\)](#), we can utilize a p-to-e calibrator C for lifting. As shown in Section 2.4, we know that each C has a one-to-one

correspondence with an adjuster A . While we leave the anytime-validity of this proposed procedure as an open problem, we provide a formal description and give a preliminary analysis that establishes a loose upper bound on the type I error at an \mathbb{F} -stopping time.

First, we formally describe the *randomize-then-lift (rtl)* procedure. Given an e-process ϵ w.r.t. a sub-filtration $\mathbb{G} \subseteq \mathbb{F}$ and any \mathbb{G} -stopping time τ , we apply the U -randomized e-to-p calibrator, which maps ϵ_τ to a \mathbb{G} -stopped p-value of $\tilde{p}_\tau = (U/\epsilon_\tau) \wedge 1$. Note that, for an arbitrary \mathbb{F} -stopping time $\tau^\mathbb{F}$ $\tilde{p}_{\tau^\mathbb{F}}$ need not be a p-value. We also do not take the running maximum here. Then, we apply any p-to-e calibrator C to obtain an \mathbb{G} -stopped e-value. The following diagram summarizes this process:

$$\epsilon_\tau \xrightarrow[U \sim \text{Unif}[0,1]]{\text{randomized e-to-p}} \tilde{p}_\tau^{\text{rtl}} := \frac{U}{\epsilon_\tau} \wedge 1 \xrightarrow{\text{p-to-e}} \tilde{\epsilon}_\tau^{\text{rtl}} := C\left(\frac{U}{\epsilon_\tau} \wedge 1\right). \quad (30)$$

While $\tilde{\epsilon}_\tau^{\text{rtl}}$ is a valid e-value for \mathcal{P} at any \mathbb{G} -stopping time τ , it remains unclear whether this validity extends to \mathbb{F} -stopping times. The technical challenge here is that, once U is included in the process, any event involving the resulting sequence is no longer adapted to the original filtration (\mathbb{G}). This precludes the use of the lifting lemma (Lemma 1), which requires an adapted sequence of events. As before, when to stop the experiment cannot depend on the external random variable U .

Now, we describe our preliminary result. Ideally, what we want to show is that $\tilde{p}_{\tau^\mathbb{F}}^{\text{rtl}}$ is a p-value for \mathcal{P} for any \mathbb{F} -stopping time $\tau^\mathbb{F}$, that is, $P(\tilde{p}_{\tau^\mathbb{F}}^{\text{rtl}} \leq \alpha) \leq \alpha$ for any $P \in \mathcal{P}$ and $\alpha \in (0, 1)$. The level α would then be an upper bound on $\sup_{P \in \mathcal{P}} P(\tilde{p}_{\tau^\mathbb{F}}^{\text{rtl}} \leq \alpha)$, which is the type I error. Here, the following lemma instead gives a loose upper bound of $\tilde{\alpha} = \alpha + \alpha \log(1/\alpha)$ on the type I error. We refer to this result as the “ U -lifting lemma” as it plays the analogous role to the lifting lemma (Lemma 1).

Lemma 2 (The U -lifting lemma for e-processes in a sub-filtration). *Let $\epsilon = (\epsilon_t)_{t \geq 0}$ be an e-process for \mathcal{P} w.r.t. $\mathbb{G} \subseteq \mathbb{F}$, and let $U \sim \text{Unif}[0, 1]$ be independent of \mathbb{F} . Fix $\alpha \in (0, 1)$. Then,*

$$\text{for any } \mathbb{F}\text{-stopping time } \tau^\mathbb{F}, \quad P\left(\epsilon_{\tau^\mathbb{F}} \geq \frac{U}{\alpha}\right) \leq \alpha + \alpha \log(1/\alpha), \quad \forall P \in \mathcal{P}. \quad (31)$$

Equivalently,

$$\text{for any } \mathbb{F}\text{-stopping time } \tau^\mathbb{F}, \quad P\left(\tilde{p}_{\tau^\mathbb{F}}^{\text{rtl}} \leq \alpha\right) \leq \alpha + \alpha \log(1/\alpha), \quad \forall P \in \mathcal{P}. \quad (32)$$

The lemma says that the “pseudo-p-value” obtained via U -randomized lifting, $\tilde{p}_{\tau^\mathbb{F}}^{\text{rtl}}$, has its type I error controlled at an inflated level of $\tilde{\alpha} = \alpha + \alpha \log(1/\alpha) > \alpha$. For example, if $\alpha = 0.05$, then $\tilde{\alpha}$ is approximately 0.2. To control the type I error at the level $\tilde{\alpha} = 0.05$, we need to use a more stringent level of $\alpha \approx 0.0087$ for $\tilde{p}_{\tau^\mathbb{F}}^{\text{rtl}}$, but then this may offset gains in the statistical power from the randomization procedure when compared with the non-randomized p-lifting procedure (Theorem 1).

The proof of the U -lifting lemma, included in Section C.3, only depends on the classical Markov’s inequality and the equivalence lemma (Ramdas et al., 2020; Howard et al., 2021). It remains to be seen whether it is possible to remove the extra $+\alpha \log(1/\alpha)$ term for any \mathbb{F} -stopping time $\tau^\mathbb{F}$. If $\tilde{p}_{\tau^\mathbb{F}}$ could be shown to be a p-value for \mathcal{P} , then it would follow that $\tilde{\epsilon}_{\tau^\mathbb{F}} = C(\tilde{p}_{\tau^\mathbb{F}})$ is an e-value for \mathcal{P} for any p-to-e calibrator C , and thus we could further derive a continuous monitoring procedure via randomized Ville’s inequality involving $\tilde{\epsilon}_{\tau^\mathbb{F}}$, analogous to the one in Section 5.2.

6 Discussion

To conclude, this work (i) studied methods for combining e-processes across filtrations via ϵ -lifting, which applies an adjuster to any e-process that is only valid in a sub-filtration; (ii) illustrated three

topical use cases in sequential inference; and (iii) developed extensions that leverage external randomization to improve the power of a lifted e-process at a stopping time. We close with discussions of additional topics, including implications on when powerful e-processes exist for a testing problem and on designing e-processes by coarsening the filtration; other variations of the setup; and a game-theoretic interpretation of our main result.

6.1 A theoretical implication on when powerful e-processes exist for a testing problem

The lifting result of Theorem 2 establishes the answer to a theoretical question that, to the best of our knowledge, was not previously known in its generality. To motivate the question, we first recall that, when it comes to test martingales (*not* e-processes), there are testing problems for which there exist no powerful test martingales w.r.t. the data filtration while there do exist powerful test martingales w.r.t. a coarsening of the filtration, such as Vovk (2021b)’s conformal test martingale for exchangeability and Henzi and Law (2023)’s rank-based test martingale for independence.

We may now ask the analogous question for e-processes:

Are there testing problems for which there is no powerful e-process in the data filtration but there exist ones in a coarser filtration?

Theorem 2 implies that the answer is “no”: if we can find a powerful e-process in a sub-filtration, then we can always ϵ -lift it into the data filtration with an adjuster. Since any adjuster A is an increasing function that satisfies $\lim_{\epsilon \rightarrow \infty} A(\epsilon) = \infty$ by definition (10), we can be assured that the lifted e-process is also powerful (against the same alternative). We also note that adjusting a test martingale w.r.t. a sub-filtration yields an e-process but *not* a test martingale w.r.t. the data filtration (follows from definition (9)), so this result does not contradict prior results on how there exist no powerful test martingales for composite nulls like exchangeability and independence.

Thus, when designing a sequential inference procedure for a highly composite null, for which it is challenging to construct a powerful e-process w.r.t. the data filtration, coarsening the filtration to find a powerful e-process may be the only viable strategy.

6.2 A practical implication on designing e-processes by coarsening the filtration

One motivation for our study has been that an e-process (or a test martingale) designed in a coarse filtration is not *truly* immune to data peeking, even though the proposed key benefit of using an anytime-valid method in the first place is (arguably) the ability to freely peek at the data and deciding when to stop. Yet, if we were to lift an e-process from a coarse filtration to achieve anytime-validity at the data level, we need to go through an adjuster (according to Theorem 2), which may hurt the power when there is only small data or weak evidence. In other words, depending on the use case, designing e-processes w.r.t. a sub-filtration does not come without a cost, as it limits the flexibility of the experimenter’s actions during a sequential experiment. Of course, some coarsening approaches like pairwise betting strategies (Podkopaev et al., 2023; Saha and Ramdas, 2024) can avoid this issue in practice, and for certain composite nulls (e.g., the hypothesis of independence in Section 4.3), coarsening the filtration remains the only known way of sequentially testing them.

6.3 Other variations of the setup

Although we focused on combining two e-processes for the same (composite) null \mathcal{P} , it is not difficult to imagine more complex variations of this setup. The extension to $K > 2$ e-processes is straightforward: if $\epsilon^{(k)}$ is an e-process for \mathcal{P} w.r.t. filtration $\mathbb{F}^{(k)}$, then we can combine them in the smallest

“envelope” filtration encompassing all filtrations $\mathbb{F}^{(1)}, \dots, \mathbb{F}^{(k)}$, and ϵ -lift each $\epsilon^{(k)}$ into the envelope filtration. Additionally, if, say, one of the filtrations $\mathbb{F}^{(k)}$ is the data filtration, then the envelope filtration would simply be the data filtration and $\epsilon^{(k)}$ would not need to be adjusted.

A slightly more involved setup is when the two e-processes test related but distinct hypotheses. For example, suppose that ϵ is an e-process for \mathcal{P} w.r.t. \mathbb{G} , ϵ' is an e-process for \mathcal{Q} w.r.t. \mathbb{F} , and $\mathbb{G} \subseteq \mathbb{F}$. Can we meaningfully combine the two e-processes if \mathcal{P} and \mathcal{Q} are related in some way? One possibility is when \mathcal{P} and \mathcal{Q} share a common subset of hypotheses, i.e., $\mathcal{P} \cap \mathcal{Q} = \mathcal{H} \neq \emptyset$. Then, since both ϵ and ϵ' are e-processes for \mathcal{H} , we can combine them via Corollary 2 to obtain an e-process for \mathcal{H} . This procedure can be further extended to the case where there is a cascade of multiple hypotheses, $\mathcal{P}^{(1)} \subseteq \dots \subseteq \mathcal{P}^{(K)}$, for which e-processes $\epsilon^{(1)}, \dots, \epsilon^{(K)}$ are defined w.r.t. their own filtrations $\mathbb{F}^{(1)}, \dots, \mathbb{F}^{(K)}$, respectively. It remains to be seen whether there are motivating examples for which these generalizations can be useful.

6.4 A game-theoretic protocol for combining evidence: Cooperative skepticism

While our main results are stated in the language of measure-theoretic probability, they can also be stated in the language of game-theoretic probability and statistics (Shafer and Vovk, 2005, 2019; Ramdas et al., 2023). The starting point is the connection that a test martingale represents the wealth of a gambler who tries to discredit a forecaster by betting against their proposed forecasts (the null hypothesis) over a sequence of outcomes. Specifically, in the *testing-by-betting* framework (Shafer, 2021), the wealth of a gambler (“skeptic”) who plays against a point null P is a test (super)martingale for P , such that large wealth for the skeptic indicates evidence against P . For a composite null \mathcal{P} , the gambler is evaluated by the *minimum* wealth of all skeptics, each of whom plays against each member of the null $P \in \mathcal{P}$. An e-process for \mathcal{P} , a composite generalization of a test martingale, corresponds to this minimum wealth against each $P \in \mathcal{P}$ (Ramdas et al., 2022). Definition (3) translates to saying that an e-process can only grow large if the data discredits every possible null scenario.

Following Shafer and Vovk (2019), we can formalize the game each skeptic plays against a null forecaster $P = (P_t)_{t \geq 0}$ as follows. At each $t = 1, 2, \dots$, the forecaster proposes a probability distribution P_t on the eventual outcome Y_t , and then a skeptic chooses a bet $S_t : \mathcal{Y} \rightarrow \mathbb{R}_{\geq 0}$ that determines the multiplicative increment on their wealth depending on the outcome. The game then requires that this bet is expected to be small if the forecaster were correct:

$$\mathbb{E}_{P_t} [S_t(Y_t)] \leq 1. \quad (33)$$

Assuming the skeptic starts with an initial wealth of $\mathcal{K}_0 = 1$, the skeptic’s wealth at time t would be $\mathcal{K}_t = \mathcal{K}_{t-1} \cdot S_t(Y_t)$, forming a test martingale for P . By the constraint (33), the wealth process $(\mathcal{K}_t)_{t \geq 0}$ can only grow large if the forecast P does not accurately describe the actual outcomes $(Y_t)_{t \geq 0}$.

Based on this insight, we can introduce a game-theoretic protocol that corresponds to the setup for Corollary 2. The setup corresponds to having two skeptics that are playing against a common forecaster (the shared null), and their wealth processes correspond to their respective e-processes. In the general setup for this paper, each skeptic operates with their own information set, which we will make explicit. For the sake of exposition, we assume that the two e-processes are simply test supermartingales for a point null $P = (P_t)_{t \geq 0}$ over a data sequence $(Y_t)_{t \geq 0}$, but the framework can be generalized to e-processes. Inspired by Dawid et al. (2011b, protocol 1), we refer to the following game as *cooperative skepticism* to highlight the shared effort among the two Skeptics.

Protocol 1 (Cooperative skepticism). Let $\mathcal{K}_0^{(1)} = \mathcal{K}_0^{(2)} = 1$. For rounds $t = 1, 2, \dots$:

1. Forecaster announces a distribution P_t on \mathcal{Y} .

2. Skeptics 1 and 2 *individually* place their bets:

- Skeptic 1 makes a \mathcal{F}_{t-1} -measurable bet $S_t^{(1)} : \mathcal{Y} \rightarrow \mathbb{R}_{\geq 0}$ s.t. $\mathbb{E}_{P_t} [S_t^{(1)}(Y_t) \mid \mathcal{F}_{t-1}] \leq 1$.
- Skeptic 2 makes a \mathcal{G}_{t-1} -measurable bet $S_t^{(2)} : \mathcal{Y} \rightarrow \mathbb{R}_{\geq 0}$ s.t. $\mathbb{E}_{P_t} [S_t^{(2)}(Y_t) \mid \mathcal{G}_{t-1}] \leq 1$.

3. Reality announces $y_t \in \mathcal{Y}$.

4. Each skeptic's wealth is updated as follows:

$$\mathcal{K}_t^{(1)} = \mathcal{K}_{t-1}^{(1)} \cdot S_t^{(1)}(y_t) \quad \text{and} \quad \mathcal{K}_t^{(2)} = \mathcal{K}_{t-1}^{(2)} \cdot S_t^{(2)}(y_t). \quad (34)$$

Note: \mathcal{F}_{t-1} and \mathcal{G}_{t-1} represent information sets (σ -fields) with which skeptics 1 and 2 respectively choose their bets for round t . In general, they are distinct (but not necessarily disjoint).

In Protocol 1, we (as the statisticians who stand outside of the game) may choose to bet against the forecaster by splitting our initial wealth and (say) use half of our money following skeptic 1's strategy and the other half following skeptic 2's strategy. The protocol suggests that the skeptics' wealth processes, $(\mathcal{K}_t^{(1)})_{t \geq 0}$ and $(\mathcal{K}_t^{(2)})_{t \geq 0}$, are test supermartingales w.r.t. the respective filtrations, $\mathbb{F} = (\mathcal{F}_t)_{t \geq 0}$ and $\mathbb{G} = (\mathcal{G}_t)_{t \geq 0}$. Then, assuming that we operate with our own information set, \mathbb{H} , that includes both skeptic's information sets in each round, i.e., $\mathbb{F}, \mathbb{G} \subseteq \mathbb{H}$, Theorem 2 translates to saying that we can construct our own test martingale (wealth process) by ϵ -lifting each skeptic's wealth process and averaging them. Put differently, in each round t , we agree to play against the forecaster and receive the wealth of $\frac{1}{2}[A((\mathcal{K}_t^{(1)})^*) + A'((\mathcal{K}_t^{(2)})^*)]$ for some adjusters A, A' . The interpretation generalizes to e-processes, where each skeptic is now evaluated by their minimum wealth over multiple games, one against each member (forecaster) of the null hypothesis. Denoting the minimum wealth after round t as $\kappa_t^{(1)}$ and $\kappa_t^{(2)}$ for each skeptic, we would receive the analogous wealth of $\frac{1}{2}[A((\kappa_t^{(1)})^*) + A'((\kappa_t^{(2)})^*)]$.

We close with the remark that, while Protocol 1 describes a game-theoretic interpretation of Theorem 2 and Corollary 2, it is not itself a result in game-theoretic probability like Dawid et al. (2011b)'s. Dawid et al. (2011b) defines a perfect-information protocol, with which they formally prove the equivalence between (9) and (10) to characterize adjusters; Protocol 1 is not a perfect-information game, and it remains unclear whether Theorem 2 can be proven solely in the game-theoretic framework (without measure-theoretic language).

References

- Arnold, S., Henzi, A., and Ziegel, J. F. (2023). Sequentially valid tests for forecast calibration. *The Annals of Applied Statistics*, 17(3):1909–1935.
- Balsubramani, A. and Ramdas, A. (2016). Sequential nonparametric testing with the law of the iterated logarithm. In *Proceedings of the Thirty-Second Conference on Uncertainty in Artificial Intelligence*, UAI'16, page 42–51.
- Beghdadi-Sakrani, S. and Emery, M. (2006). On certain probabilities equivalent to coin-tossing, d'après schachermayer. In *Séminaire de Probabilités XXXIII*, pages 240–256. Springer.
- Brémaud, P. and Yor, M. (1978). Changes of filtrations and of probability measures. *Zeitschrift für Wahrscheinlichkeitstheorie und verwandte Gebiete*, 45(4):269–295.

- Brier, G. W. (1950). Verification of forecasts expressed in terms of probability. *Monthly Weather Review*, 78(1):1–3.
- Chi, Z., Ramdas, A., and Wang, R. (2022). Multiple testing under negative dependence. *arXiv preprint arXiv:2212.09706*.
- Choe, Y. J. and Ramdas, A. (2023). Comparing sequential forecasters. *Operations Research*.
- Cox, D. R. (1952). Sequential tests for composite hypotheses. *Mathematical Proceedings of the Cambridge Philosophical Society*, 48(2):290–299.
- Darling, D. A. and Robbins, H. (1967). Confidence sequences for mean, variance, and median. *Proceedings of the National Academy of Sciences*, 58(1):66–68.
- Dawid, A. P., de Rooij, S., Grunwald, P., Koolen, W. M., Shafer, G., Shen, A., Vereshchagin, N., and Vovk, V. (2011a). Probability-free pricing of adjusted American lookbacks. *arXiv preprint arXiv:1108.4113*.
- Dawid, A. P., de Rooij, S., Shafer, G., Shen, A., Vereshchagin, N., and Vovk, V. (2011b). Insuring against loss of evidence in game-theoretic probability. *Statistics & Probability Letters*, 81(1):157–162.
- de Finetti, B. (1931). Funzione caratteristica di un fenomeno aleatorio. In *Atti della R. Accademia Nazionale dei Lincei, Ser. 6, Memorie, Classe di Scienze Fisiche, Matematiche e Naturale*, volume 4, pages 251–299.
- Dubins, L., Feldman, J., Smorodinsky, M., and Tsirelson, B. (1996). Decreasing sequences of σ -fields and a measure change for Brownian motion. *The Annals of Probability*, 24(2):882–904.
- Durrett, R. (2019). *Probability: Theory and examples*, volume 49. Cambridge University Press.
- Fedorova, V., Gammerman, A., Nouretdinov, I., and Vovk, V. (2012). Plug-in martingales for testing exchangeability on-line. In *Proceedings of International Conference on International Conference on Machine Learning*, pages 923–930.
- Gettoor, R. K. and Sharpe, M. J. (1972). Conformal martingales. *Inventiones Mathematicae*, 16(4):271–308.
- Grünwald, P., de Heide, R., and Koolen, W. (2023). Safe testing. *Journal of the Royal Statistical Society: Series B (Statistical Methodology)*.
- Henzi, A. and Law, M. (2023). A rank-based sequential test of independence. *arXiv preprint arXiv:2305.13818*.
- Henzi, A. and Ziegel, J. F. (2022). Valid sequential inference on probability forecast performance. *Biometrika*, 109(3):647–663.
- Howard, S. R., Ramdas, A., McAuliffe, J., and Sekhon, J. (2021). Time-uniform, nonparametric, nonasymptotic confidence sequences. *The Annals of Statistics*, 49(2):1055 – 1080.
- Ignatiadis, N., Wang, R., and Ramdas, A. (2023). E-values as unnormalized weights in multiple testing. *Biometrika*.

- Johari, R., Koomen, P., Pekelis, L., and Walsh, D. (2022). Always valid inference: Continuous monitoring of A/B tests. *Operations Research*, 70(3):1806–1821.
- Lai, T. L. (1976). On confidence sequences. *The Annals of Statistics*, 4(2):265–280.
- Pérez-Ortiz, M. F., Lardy, T., de Heide, R., and Grünwald, P. (2022). E-statistics, group invariance and anytime valid testing. *arXiv preprint arXiv:2208.07610*.
- Podkopaev, A., Blöbaum, P., Kasiviswanathan, S. P., and Ramdas, A. (2023). Sequential kernelized independence testing. *International Conference on Machine Learning (ICML)*.
- Podkopaev, A. and Ramdas, A. (2023). Sequential predictive two-sample and independence testing. *Advances in Neural Information Processing Systems (NeurIPS)*.
- Ramdas, A., Grünwald, P., Vovk, V., and Shafer, G. (2023). Game-theoretic statistics and safe anytime-valid inference. *Statistical Science*.
- Ramdas, A. and Manole, T. (2023). Randomized and exchangeable improvements of Markov’s, Chebyshev’s and Chernoff’s inequalities. *arXiv preprint arXiv:2304.02611*.
- Ramdas, A., Ruf, J., Larsson, M., and Koolen, W. (2020). Admissible anytime-valid sequential inference must rely on nonnegative martingales. *arXiv preprint arXiv:2009.03167*.
- Ramdas, A., Ruf, J., Larsson, M., and Koolen, W. M. (2022). Testing exchangeability: Fork-convexity, supermartingales and e-processes. *International Journal of Approximate Reasoning*, 141:83–109.
- Ren, Z. and Barber, R. F. (2023). Derandomised knockoffs: leveraging e-values for false discovery rate control. *Journal of the Royal Statistical Society: Series B (Statistical Methodology)*.
- Robbins, H. (1970). Statistical methods related to the law of the iterated logarithm. *The Annals of Mathematical Statistics*, 41(5):1397–1409.
- Saha, A. and Ramdas, A. (2024). Testing exchangeability by pairwise betting. *International Conference on Artificial Intelligence and Statistics (AISTATS)*.
- Shafer, G. (2021). Testing by betting: A strategy for statistical and scientific communication. *Journal of the Royal Statistical Society: Series A (Statistics in Society)*, 184(2):407–431.
- Shafer, G., Shen, A., Vereshchagin, N., and Vovk, V. (2011). Test martingales, Bayes factors and p-values. *Statistical Science*, 26(1):84–101.
- Shafer, G. and Vovk, V. (2005). *Probability and finance: It’s only a game!*, volume 491. Wiley.
- Shafer, G. and Vovk, V. (2019). *Game-theoretic foundations for probability and finance*, volume 455. Wiley.
- Shekhar, S. and Ramdas, A. (2023). Nonparametric two-sample testing by betting. *IEEE Transactions on Information Theory*.
- ter Schure, J. and Grünwald, P. (2022). ALL-IN meta-analysis: Breathing life into living systematic reviews. *FI000Research*, 11.
- Tsirelson, B. (1998). Within and beyond the reach of Brownian innovation. In *Proceedings of the International Congress of Mathematicians*, volume 3, pages 311–320.

- Ville, J. (1939). *Étude critique de la notion de collectif*. Gauthier-Villars.
- Vovk, V. (2021a). Conformal testing in a binary model situation. In *Conformal and Probabilistic Prediction and Applications*, pages 131–150. PMLR.
- Vovk, V. (2021b). Testing randomness online. *Statistical Science*, 36(4):595–611.
- Vovk, V., Gammerman, A., and Shafer, G. (2005). *Algorithmic learning in a random world*, volume 29. Springer.
- Vovk, V., Nouretdinov, I., and Gammerman, A. (2003). Testing exchangeability on-line. In *Proceedings of the International Conference on Machine Learning*, pages 768–775.
- Vovk, V., Petej, I., Nouretdinov, I., Ahlberg, E., Carlsson, L., and Gammerman, A. (2021). Retrain or not retrain: Conformal test martingales for change-point detection. In *Conformal and Probabilistic Prediction and Applications*, pages 191–210. PMLR.
- Vovk, V., Wang, B., and Wang, R. (2022). Admissible ways of merging p-values under arbitrary dependence. *The Annals of Statistics*, 50(1):351–375.
- Vovk, V. and Wang, R. (2020a). Combining p-values via averaging. *Biometrika*, 107(4):791–808.
- Vovk, V. and Wang, R. (2020b). Merging sequential e-values via martingales. *arXiv preprint arXiv:2007.06382*.
- Vovk, V. and Wang, R. (2021). E-values: Calibration, combination and applications. *The Annals of Statistics*, 49(3):1736–1754.
- Wang, H. and Ramdas, A. (2023). The extended Ville’s inequality for nonintegrable nonnegative supermartingales. *arXiv preprint arXiv:2304.01163*.
- Wang, R. and Ramdas, A. (2022). False discovery rate control with e-values. *Journal of the Royal Statistical Society Series B (Statistical Methodology)*, 84(3):822–852.
- Wasserman, L., Ramdas, A., and Balakrishnan, S. (2020). Universal inference. *Proceedings of the National Academy of Sciences*, 117(29):16880–16890.
- Waudby-Smith, I. and Ramdas, A. (2023). Estimating means of bounded random variables by betting. *Journal of the Royal Statistical Society: Series B (Statistical Methodology)*.
- Xu, Z., Wang, R., and Ramdas, A. (2021). A unified framework for bandit multiple testing. *Advances in Neural Information Processing Systems*, 34:16833–16845.
- Xu, Z., Wang, R., and Ramdas, A. (2022). Post-selection inference for e-value based confidence intervals. *arXiv preprint arXiv:2203.12572*.

A Details on e-processes for testing exchangeability

Setup Given a stream of binary random variables X_1, X_2, \dots , we are interested in sequentially testing whether the data forms an exchangeable sequence:

$$\mathcal{P}^{\text{exch}} : X_1, X_2, \dots \text{ are exchangeable.} \quad (35)$$

As mentioned in Section 1, any test for exchangeability is also a test for whether the data is i.i.d. (also referred to as *randomness* in, e.g., Vovk (2021b)), and further any nontrivial e-process for testing whether the data is i.i.d. must be an e-process for testing exchangeability (Ramdas et al., 2022). In the below, let $\mathbb{F} = (\mathcal{F}_t)_{t \geq 0}$ denote the data filtration such that $\mathcal{F}_t = \sigma(X_1, \dots, X_t)$.

Universal inference e-process Ramdas et al. (2022) derive an e-process for $\mathcal{P}^{\text{exch}}$ w.r.t. the data filtration \mathbb{F} that is powerful against Markovian alternatives by leveraging the universal inference (UI) approach (Wasserman et al., 2020). The high-level idea of UI is to compute a generalized likelihood ratio, whose denominator is the maximum likelihood under the null and the numerator is a mixture (Robbins, 1970) over a class of alternatives. For the denominator, it suffices to use the maximum likelihood under the i.i.d. family $\mathcal{P}^{\text{iid}} = \{\text{Ber}(p)^\infty : p \in [0, 1]\}$, whose convex hull is precisely $\mathcal{P}^{\text{exch}}$ due to de Finetti (1931)’s theorem, and then invoke Ramdas et al. (2020, proposition 15)’s result that says any e-process for a family of distributions (e.g., \mathcal{P}^{iid}) is also an e-process for its convex hull ($\mathcal{P}^{\text{exch}}$). For the numerator, Ramdas et al. (2022) choose a tractable mixture distribution over all first-order Markovian alternatives, which are parametrized using two parameters $p_{1|0}$ and $p_{1|1}$, where $p_{k|j}$ denotes the transition probability from state j to state k for $j, k \in \{0, 1\}$.

Put together, the UI e-process $\epsilon = (\epsilon_t)_{t \geq 0}$ for $\mathcal{P}^{\text{exch}}$ w.r.t. \mathbb{F} is given by the following closed-form expression: $\epsilon_0 = 1$, and for each $t \geq 1$,

$$\epsilon_t = \frac{\Gamma(n_{0|0} + \frac{1}{2}) \Gamma(n_{0|1} + \frac{1}{2}) \Gamma(n_{1|0} + \frac{1}{2}) \Gamma(n_{1|1} + \frac{1}{2})}{2\Gamma(\frac{1}{2})^4 \Gamma(n_{0|0} + n_{1|0} + 1) \Gamma(n_{0|1} + n_{1|1} + 1)} \Big/ \left(\left(\frac{n_1}{t}\right)^{n_1} \left(\frac{n_0}{t}\right)^{n_0} \right), \quad (36)$$

where given the observed data X_1, \dots, X_t up to time t , n_j denotes the number of observations for the value $j \in \{0, 1\}$ and $n_{k|j}$ denotes the number of transitions from j to k for $j, k \in \{0, 1\}$. Γ denotes the usual gamma function.

The UI e-process is the first known nontrivial e-process w.r.t. \mathbb{F} for a composite null for which no nontrivial test supermartingale w.r.t. \mathbb{F} exists (Ramdas et al., 2022).

Conformal inference e-process and the “simple jumper” algorithm Vovk et al. (2003); Vovk (2021b) introduce a sequential testing procedure for exchangeability entirely based on conformal p-values. At each time t , define the *nonconformity score* $\alpha_t = \mathcal{A}(X_t, \{X_1, \dots, X_t\}) \in \mathbb{R}$. For general data types, \mathcal{A} can be any measure for the “strangeness” of X_t alongside the observed data $\{X_1, \dots, X_t\}$; for our binary case, we follow the prior works and consider the identity function, that is, $\alpha_t = X_t$ for each $t \geq 1$ (Vovk, 2021a). Then, the *conformal p-value* p_t at time t is defined using the nonconformity scores $\alpha_1, \dots, \alpha_t$ as follows:

$$p_t = \frac{\#\{i \leq t : \alpha_i > \alpha_t\} + U_t \cdot \#\{i \leq t : \alpha_i = \alpha_t\}}{t} \quad (37)$$

$$= \begin{cases} U_t \cdot f_1(t) & \text{if } X_t = 1; \\ f_1(t) + U_t \cdot f_0(t) & \text{if } X_t = 0, \end{cases} \quad (38)$$

where $f_k(t) = t^{-1} \cdot \#\{i \leq t : X_i = k\}$ denotes the empirical frequency of seeing $k \in \{0, 1\}$ up to time t , and $U_t \sim \text{Unif}[0, 1]$ is an i.i.d. Uniform random variable that is independent of \mathbb{F} . Equation (37) is a general definition for conformal p-values, while equation (38) represents a simplification assuming that the nonconformity score is the identity function and that the data is binary. Then, by [Vovk et al. \(2003, 2005\)](#), the conformal p-values $(p_t)_{t \geq 1}$ are i.i.d. $\text{Unif}[0, 1]$ under the null hypothesis.

Next, define the filtration $\mathbb{G} = (\mathcal{G}_t)_{t \geq 0}$ consisting of the conformal p-values, that is, $\mathcal{G}_t = \sigma(p_1, \dots, p_t)$. Then, w.r.t. \mathbb{G} , we can construct test martingales (e-processes) for \mathcal{H}_0 of the following form: $\epsilon_0(\lambda) = 1$ and

$$\epsilon_t(\lambda) = \prod_{i=1}^t \left[1 + \lambda \left(p_i - \frac{1}{2} \right) \right], \quad \forall t \geq 1, \quad (39)$$

for any fixed $\lambda \in \mathbb{R}$. The scalar λ determines the sign and amount of the ‘‘bet’’ on the deviation of each p_i from its mean of $1/2$ under the null hypothesis. In [Figure 1](#), we use the value of $\lambda = 1$, corresponding to betting when p_i exceeds its expected mean under the null hypothesis.

In practice, since a weighted average of e-processes is also an e-process, w.r.t. the same filtration, we can take a mixture of e-processes defined using different values of λ . [Vovk et al. \(2021\)](#) defines the ‘‘simple jumper’’ e-process as

$$\epsilon_t^{\text{sj}} = w_{-1} \epsilon_t(-1) + w_0 \epsilon_t(0) + w_1 \epsilon_t(1), \quad \forall t \geq 0, \quad (40)$$

for some fixed weights $w_{-1}, w_0, w_1 \geq 0$ that sum to 1, or alternatively notice that (39) is also an e-process for any \mathbb{G} -predictable sequence $(\lambda_t)_{t \geq 0}$ and use clever choices of the hyperparameter (e.g., [Fedorova et al., 2012](#); [Waudby-Smith and Ramdas, 2023](#)). The e-process we use in the main paper corresponds to the simple jumper with weights $w_1 = 1$ and $w_0 = w_{-1} = 0$; similar results to [Figure 1](#) can be obtained with a variation where $w_{-1} = w_1 = 1/2$ and the stopping time is now the first time when k consecutive zeros *or* ones are observed. In our testing, [Vovk \(2021a\)](#)’s original version with $w_{-1} = w_0 = w_1 = 1/3$ does not empirically violate the stopping time validity w.r.t. the data filtration \mathbb{F} , despite having no theoretical guarantee of \mathbb{F} -anytime-validity.

B Additional example: Testing a scale-invariant Gaussian mean

Here we give another concrete example of an e-process defined w.r.t. a coarser filtration $\mathbb{G} \subseteq \mathbb{F}$ that is not valid at a \mathbb{F} -stopping time. This example is due to [Pérez-Ortiz et al. \(2022\)](#).

Example 4 (Sequentially testing a scale-invariant Gaussian mean; [Pérez-Ortiz et al. \(2022\)](#)). Suppose that the data X_1, X_2, \dots is sequentially sampled from a Gaussian $\mathcal{N}(\mu, \sigma^2)$ with unknown parameters, $\mu \in \mathbb{R}$ and $\sigma \in \mathbb{R}^+$. Consider the following composite null and composite hypotheses:

$$\mathcal{H}_0 : \frac{\mu}{\sigma} = \delta_0 \quad \text{vs.} \quad \mathcal{H}_1 : \frac{\mu}{\sigma} = \delta_1, \quad (41)$$

for some $\delta_0 \neq \delta_1$. The parameter of interest $\delta := \mu/\sigma$ is scale-invariant, in the sense that it is invariant to the mapping $(\mu, \sigma) \mapsto (c\mu, c\sigma)$ for any $c \in \mathbb{R}^+$. The null and alternative hypotheses corresponding to (41) can be parametrized as $\Theta_j = \{(\delta_j \sigma, \sigma) : \sigma \in \mathbb{R}^+\}$ for $j = 0, 1$, respectively (making them composite hypotheses).

Let $\mathbb{F} = (\mathcal{F}_t)_{t=1}^\infty$ denote the canonical data filtration, i.e., $\mathcal{F}_t = \sigma(X_1, \dots, X_t)$, and let $\mathbb{G} = (\mathcal{G}_t)_{t=1}^\infty$ denote the following scale-invariant coarsening of \mathbb{F} :

$$\mathcal{G}_t = \sigma \left(\frac{X_1}{|X_1|}, \dots, \frac{X_t}{|X_t|} \right), \quad \forall t \geq 1. \quad (42)$$

Intuitively, \mathbb{G} removes from \mathbb{F} the scale information about the initial data point X_1 and retains only its sign. Then, the test statistic defined by the ratio of likelihood mixtures (Cox, 1952; Lai, 1976),

$$\mathbf{e}_t^{\text{MaxInv}} = \frac{\int_{\sigma>0} p_{\delta_1, \sigma}(m_t(X_1, \dots, X_t)) d\rho(\sigma)}{\int_{\sigma>0} p_{\delta_0, \sigma}(m_t(X_1, \dots, X_t)) d\rho(\sigma)} = \frac{\int_{\sigma>0} \frac{1}{\sigma} \exp \left[-\frac{n}{2} \left\{ \left(\frac{\hat{\mu}_t}{\sigma} - \delta_1 \right)^2 + \frac{\hat{\sigma}_t^2}{\sigma^2} \right\} \right] d\sigma}{\int_{\sigma>0} \frac{1}{\sigma} \exp \left[-\frac{n}{2} \left\{ \left(\frac{\hat{\mu}_t}{\sigma} - \delta_0 \right)^2 + \frac{\hat{\sigma}_t^2}{\sigma^2} \right\} \right] d\sigma}, \quad (43)$$

is an e-process for \mathcal{H}_0 w.r.t. the sub-filtration \mathbb{G} (Pérez-Ortiz et al., 2022, proposition 1.3), where $m_t(X_1, \dots, X_t) = (X_1/|X_1|, \dots, X_t/|X_1|)$ represents a \mathcal{G}_t -measurable and “maximally invariant” statistic that only depends on the scale-invariant parameter δ . $\rho(\sigma) = 1/\sigma$ is a right Haar measure.⁵ Under the null, the expectation of $\mathbf{e}^{\text{MaxInv}}$ at any \mathbb{G} -stopping time $\tau^{\mathbb{G}}$ is upper-bounded by 1.

However, Pérez-Ortiz et al. (2022, appendix B) also notes that $\mathbf{e}^{\text{MaxInv}}$ is *not* upper-bounded by 1 at \mathbb{F} -stopping times in expectation. Specifically, define $\tau^{\mathbb{F}} = 1 + \mathbb{1}(|X_1| \in [a, b])$ for some constants $0 < a < b$, meaning that we consider stopping immediately if the absolute value of the first data point is outside a range, and if not we stop after the second data point. Then, $\tau^{\mathbb{F}}$ is clearly an \mathbb{F} -stopping time but is not adapted w.r.t. \mathbb{G} because it depends on the scale of X_1 . Then, for the values $\delta_0 = 0$, $a \approx 0.44$, $b \approx 1.70$, and a suitable choice of mixture over \mathcal{H}_1 , numerical calculations show that

$$\mathbb{E}_P \left[\mathbf{e}_{\tau^{\mathbb{F}}}^{\text{MaxInv}} \right] \approx 1.19 > 1, \quad (44)$$

where $P \in \mathcal{H}_0$ is a null distribution that posits a standard normal distribution over the first two data points, i.e., $X_1, X_2 \stackrel{iid}{\sim} \mathcal{N}(0, 1)$.

C Proofs

C.1 Proof of Lemma 1

The direction (b) \Rightarrow (a) is immediate. For the lifting direction, (a) \Rightarrow (b), as alluded to in the main paper, the proof adapts the logic from Ramdas et al. (2020, lemma 1) and Howard et al. (2021, lemma 3) to stopping time validity across filtrations \mathbb{F} and \mathbb{G} , where $\mathbb{G} \subseteq \mathbb{F}$.

Consider any $P \in \mathcal{P}$. Given the condition (a), choose the \mathbb{G} -stopping time $\tau^{\mathbb{G}} = \inf\{t \geq 1 : \xi_t \text{ occurs}\}$ to obtain

$$P \left(\bigcup_{t \geq 1} \xi_t \right) \leq \alpha. \quad (45)$$

Then, for any random time T taking values in $\mathbb{N} \cup \{\infty\}$, we have that $P(\xi_T) \leq \alpha$ because

$$\xi_T = \left(\bigcup_{t \in \mathbb{N}} (\xi_t \cap \{T = t\}) \right) \cup (\xi_\infty \cap \{T = \infty\}) \subseteq \bigcup_{t \geq 1} \xi_t. \quad (46)$$

Now, given that $\xi_t \in \mathcal{G}_t \subseteq \mathcal{F}_t$, for each $t \geq 0$, we know that $(\xi_t)_{t \geq 0}$ is also adapted to \mathbb{F} . Since any \mathbb{F} -stopping time $\tau^{\mathbb{F}}$ is a random time, the result (b) follows.

⁵Here, we sidestep group-theoretic definitions that are not central to our discussion. See Pérez-Ortiz et al. (2022) for an in-depth discussion of deriving GROW e-values and e-processes for composite nulls and alternatives that are group-invariant.

C.2 Proof of Theorem 2

All of the following statements hold “for \mathcal{P} .” Since $(\epsilon_t)_{t \geq 0}$ is an e-process w.r.t. \mathbb{G} , we know from Ville’s inequality for e-processes (Ville, 1939; Ramdas et al., 2020) that

$$\mathfrak{p}_t^* = \frac{1}{\epsilon_t^*} \wedge 1, \quad \forall t \geq 0, \quad (47)$$

is a p-process w.r.t. \mathbb{G} . By p-lifting (Theorem 1), we know that $(\mathfrak{p}_t^*)_{t \geq 0}$ is also a p-process w.r.t. \mathbb{F} .

Given an adjuster A , we can find its corresponding p-to-e calibrator, i.e., $C(\mathfrak{p}) = A(1/\mathfrak{p})$, $\forall \mathfrak{p} \in [0, 1]$. Then, the process $(A(\epsilon_t^*))_{t \geq 0}$ is upper-bounded by the e-process $(C(\mathfrak{p}_t^*))_{t \geq 0}$ w.r.t. \mathbb{F} :

$$A(\epsilon_t^*) = C\left(\frac{1}{\epsilon_t^*}\right) \leq C(\mathfrak{p}_t^*), \quad \forall t \geq 0. \quad (48)$$

Note that the inequality holds because C is nonincreasing, and it is solely due to the clipping of the p-process in (47) that ensures \mathfrak{p}_t does not exceed 1. Then, for any $P \in \mathcal{P}$ and any \mathbb{F} -stopping time τ , we have that

$$\mathbb{E}_P[A(\epsilon_\tau^*)] \leq \mathbb{E}_P[C(\mathfrak{p}_\tau^*)] \leq 1, \quad (49)$$

proving that $(A(\epsilon_t^*))_{t \geq 0}$ is an e-process w.r.t. \mathbb{F} .

C.3 Proof of Lemma 2

This proof utilizes Markov’s inequality and the equivalence lemma (Ramdas et al., 2020; Howard et al., 2021). Compared to the proof of the lifting lemma (Lemma 1), it involves extra steps to carefully handle the external random variable U that makes the event $\{\epsilon_\tau \geq U/\alpha\}$ non-adapted to \mathbb{G} or \mathbb{F} . Because $\{\epsilon_\tau \geq U/\alpha\}$ is not adapted to \mathbb{G} or \mathbb{F} , the usual equivalence between random time validity and stopping time validity (w.r.t. \mathbb{G} or \mathbb{F}) no longer holds.

Given that ϵ is an e-process w.r.t. \mathbb{G} , we have $\mathbb{E}_P[\epsilon_\tau] \leq 1$. Thus, Markov’s inequality implies that

$$P\left(\epsilon_\tau \geq \frac{\epsilon}{\alpha}\right) \leq \frac{\alpha}{\epsilon}, \quad \forall P \in \mathcal{P}, \quad (50)$$

for any fixed $\epsilon \in (\alpha, 1)$. (The bound is vacuous when $\epsilon \leq \alpha$.)

By Ramdas et al. (2020, lemma 2), specifically the (iii) \Rightarrow (ii) direction, the statement then holds for all random times T (possibly infinite): for any fixed $\epsilon \in (\alpha, 1)$,

$$P\left(\epsilon_T \geq \frac{\epsilon}{\alpha}\right) \leq \frac{\alpha}{\epsilon}, \quad \forall P \in \mathcal{P}. \quad (51)$$

(The random time T may be, e.g., a stopping time w.r.t. any filtration.)

Then, for any \mathbb{F} -stopping time τ and any $P \in \mathcal{P}$, we have

$$P\left(\epsilon_\tau \geq \frac{U}{\alpha}\right) = \int_0^1 P\left(\epsilon_\tau \geq \frac{u}{\alpha}\right) du \quad (52)$$

$$\leq \int_0^1 \left(\frac{\alpha}{u} \wedge 1\right) du \quad (53)$$

$$= \int_0^\alpha du + \int_\alpha^1 \frac{\alpha}{u} du = \alpha + \alpha \log(1/\alpha). \quad (54)$$

Note that we used the independence of U from \mathbb{F} in (52). The inequality in (53) follows from (51).