

Probabilistic Reasoning in Generative Large Language Models

Aliakbar Nafar¹, Kristen Brent Venable² and Parisa Kordjamsidi³

^{1,3}Michigan State University

²Florida Institute for Human
and Machine Cognition

{nafarali, kordjams}@msu.edu, bvenable@ihmc.org

Abstract

This paper considers the challenges that Large Language Models (LLMs) face when reasoning over text that includes information involving uncertainty explicitly quantified via probability values. This type of reasoning is relevant to a variety of contexts ranging from everyday conversations to medical decision-making. Despite improvements in the mathematical reasoning capabilities of LLMs, they still exhibit significant difficulties when it comes to probabilistic reasoning. To deal with this problem, we first introduce the Bayesian Linguistic Inference Dataset (BLInD), a new dataset specifically designed to test the probabilistic reasoning capabilities of LLMs. We then leverage this new dataset to thoroughly illustrate the specific limitations of LLMs for tasks involving probabilistic reasoning and present several strategies that map the problem to different formal representations, including Python code, probabilistic inference algorithms, and probabilistic logical programming. We conclude by providing an evaluation of our methods on BLInD and on an adaptation of a causal reasoning question-answering dataset, which further shows their practical effectiveness.

1 Introduction

Uncertainty in text is communicated in many contexts, ranging from everyday conversations to domain-specific documents such as those with medical focus [Heritage, 2013; Landmark *et al.*, 2015]. Processing this uncertain information is critical. For example, uncertainty in text has been shown to significantly affect decision-making in the biomedical domain [Poggi *et al.*, 2019]. Reasoning over uncertain text is also tightly related to rational reasoning, i.e., if the probabilities of events A and B are low, the probability of both happening simultaneously should also be low. As a result, it is essential for language models to be able to use text with uncertainty and perform inference based on it. While the human intuitive approach to probabilistic reasoning often aligns with Bayesian Rationalism [Oaksford and Chater, 2007; Oaksford and Chater, 2009], humans usually do not explicitly

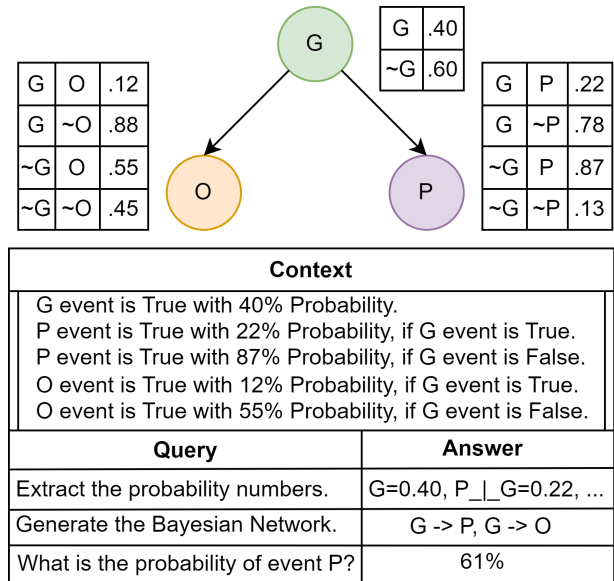


Figure 1: An example from the BLInD dataset including an underlying Bayesian network, its textual description, and probabilistic queries in natural language.

calculate the probabilities of outcomes. Still, Bayesian Probabilistic Modeling offers a robust computational approach for dealing with uncertainty. Thus, we tackle the challenge of enabling LLMs to conduct probabilistic reasoning by mapping uncertainty expressed through language to a Bayesian probabilistic framework. This approach resembles other strategies for enabling mathematical reasoning over text, such as with math word problems (MWPs) [Cobbe *et al.*, 2021; Kim *et al.*, 2023]. The common theme of our problem formulation and MWPs is that a formal problem is extracted from the text and solved [Dries *et al.*, 2017; He-Yueya *et al.*, 2023].

First-generation LLMs were shown to struggle with mathematical reasoning and fail in answering even simple questions (e.g., in the summation task [Mishra *et al.*, 2022]). With the advent of newer generations of LLMs, their mathematical reasoning capability improved significantly, with GPT4 achieving 92% [OpenAI, 2023] and Gemini achieving 94.4% [Google, 2023] accuracy on the Grade School Math

(GSM8K) dataset [Cobbe *et al.*, 2021]. These results have misled to the belief that LLMs are now proficient in mathematical reasoning. However, the LLMs’ performance on math problems varies significantly depending on the question type [Kim *et al.*, 2023]. As an example, we show that LLMs still struggle with the essential task of probabilistic reasoning over text. Furthermore, we illustrate how, depending on the LLM, different limitations and weaknesses hinder their ability to solve these problems. Simply utilizing COT [Wei *et al.*, 2022a] or Python code is not always effective [Shi *et al.*, 2022; Kim *et al.*, 2023]. These observations support and inform the design of customized solutions for each model.

We focus on Bayesian probabilistic inference over text and introduce a new dataset, Bayesian Linguistic Inference Dataset (BLInD), to assess and improve LLMs’ probabilistic reasoning. BLInD instances have up to 10 interconnected variables used to answer a probabilistic query over them. Figure 1 shows an example from our dataset, with the Bayesian Network and conditional probability tables at the top. The corresponding natural language explanation, which is given in input to the language models, is shown below. Given the context, the models are asked to answer different probabilistic queries such as “What is the probability of event P?”.

We assess the LLMs’ capabilities to answer the probabilistic queries directly and pinpoint their limitations. We then design prompts that decompose this complex problem into the steps of extracting the probability values and generating the dependency graph prior to performing probabilistic inference. We investigate solutions that include the above extractions as well as a mapping to symbolic solvers such as pure Python code, probabilistic inference algorithms, and probabilistic logical formalisms. Ultimately, we test our methods on our new challenging dataset and on an adapted version of a causal reasoning question-answering dataset, CLADDER [Jin *et al.*, 2023], to show their effectiveness.

In summary, our contributions are as follows, 1) The creation of a **new dataset (BLInD)** designed for reasoning over text with uncertainty explicitly quantified as probabilities.¹ 2) **The analysis of the capabilities** of LLMs in solving the complex probabilistic reasoning problems contained in BLInD, highlighting several of their limitations; 3) The design of **innovative prompt engineering and in-context learning** techniques which leverage python code, an approximation algorithm and a mapping to a probabilistic logical formalism; 4) The **evaluation** of the proposed techniques on our dataset and an adapted existing benchmark.

2 Related Work

Prior work has explored question-answering (QA) involving probabilistic rules in specific settings. RuleBERT [Saeed *et al.*, 2021] is created to evaluate BERT-based models [Devlin *et al.*, 2019] and uses a simpler form of probabilistic reasoning. In particular, RuleBERT’s queries ask only for the probability of a single variable, and its closed world assumption assigns a probability of zero to any outcome with unspecified probability. In contrast, our queries may involve any joint

and marginal computation and do not use the closed world assumption. CLADDER [Jin *et al.*, 2023] creates a dataset with probabilistic contexts, but it is mainly designed to test the causal reasoning capabilities of LLMs with in-context learning and structured prompts. They use a limited number of variables (less than 5), their task setting is limited to binary QA, and their solution is to map the natural language text to a causal reasoning formalism. An adaptation of this dataset for mapping to probabilistic reasoning applies to our problem setting, and that is what we also use in our experiments.

Looking at reasoning over uncertain text as a form of WMP, [Dries *et al.*, 2017] solves simple probability word problems from introductory mathematics textbooks by classical NLP pipelines which parse the text, extract the entities, and map them to an external probabilistic logical language, ProbLog [De Raedt *et al.*, 2007] as we do in a part of our experiments with LLMs. However, in most questions, the probabilities are not directly given, and the inference does not necessarily require mapping to Bayesian Networks. NumGLUE [Mishra *et al.*, 2022] is the first work that analyses Pre-trained and Large Language Models in the context of their mathematical reasoning. But, it is limited to questions that require simple arithmetic reasoning. [Bubeck *et al.*, 2023; Frieder *et al.*, 2023; Kim *et al.*, 2023] looks at a broader range of math questions and analyse LLM’s reasoning. However, none of these works have Bayesian probabilistic questions with complex structures.

Some research identifies or measures the degree of uncertainty in text based on linguistic expressions including adverbs of uncertainty, by methods such as training models to assign uncertainty values to sentences [Pei and Jurgens, 2021; Zhang *et al.*, 2023; Vazhentsev *et al.*, 2023]. But, they do not perform probabilistic inference by combining these uncertainties. In contrast, our work focuses on utilizing uncertainty by combining them and inferring probabilities.

Background to Bayesian Networks We provide a concise overview of the Bayesian Probabilistic Framework, which is fundamental to our approach for managing uncertain text. As explained in [Russell and Norvig, 2021], a Bayesian Network (BN) is a directed graph in which each node represents a random variable. Here, we assume the random variables take Binary values (True/False). These variables are annotated with Conditional Probability Tables (CPT) of that variable given its parents. An example of such a BN is shown in Figure 1. A Bayesian network can represent essentially any full joint probability distribution concisely by representing the dependencies among variables.

3 Problem Definition

The QA task we consider involves using a textual *context* paired with a probabilistic *query* as input, with the goal of generating a numerical probability as the *answer*. The context comprises sentences describing the probability of a random event (which are binary variables) or the probability of a random event conditioned on another event. The query is a textual question about the likelihood of these events. Figure 1 shows a context with five sentences describing the probabilities of random events G, P, and O. A query can be any

¹The code and dataset are available at <https://github.com/llm-uncertainty/blind>.

question that probes the probabilities of these events, such as “What is the probability of G being true and P being false given that O is false?”. The answer is a real number ranging from 0 to 1, indicating the probability of the query.

4 BLInD Generation

To investigate LLMs’ ability to conduct probabilistic reasoning, we created a new Bayesian Linguistic Inference Dataset (BLInD). Examples in the dataset contain a Bayesian Network, a textual context describing the CPTs in the BN, a question that is a textual probabilistic query over the BN, and a probability value as an answer to the question. Our test splits have 900 instances for GPT3.5 and 180 instances for GPT4.

4.1 Bayesian Network

To create a Bayesian probabilistic context and query, we need an underlying Bayesian Network. To construct such networks, we generate all possible isomorphic weakly connected directed graphs of sizes 2 to 10, resulting in dataset splits named V2 to V10. The graphs are weakly connected, so no two nodes (variables) of our generated graphs are independent. This is necessary to ensure that each V_i is more challenging as the number of variables increases. We also partition the set of graphs in Arborescence graphs (at most one parent for each node) and the complement of this set. We assume each variable is binary and can be either true or false. We fill the associated conditional probability tables with uniformly random generated probabilities ranging from 0.01 to 0.99. For Arborescence graphs with V variables, this results in a total of $2 + (V - 1) * 4$ probability entries in the BNs’ CPTs. For example, in Figure 1, we depict a BN over nodes G (Green), O (Orange), and P (Pink) with corresponding CPTs and a total of 10 probability entries.

4.2 Context

After generating the BNs and CPTs, we create a textual context that describes the BN, mapping every entry in the CPTs to natural language. The sentences are simple and follow two templates. For prior probabilities, we use the template “{node name} is True/False with ##% Probability.” For dependent nodes, we use the template “{node name} is True/False with ##% Probability, if {parent1 node name} is True/False and {parent2 node name} is True/False...”. Figure 1 shows the context for given BN and CPTs (The complement probabilities (not shown in the figure) are included in the context).

4.3 Query

For a BN with V variables, there are $3^V - 2^V$ ways to generate a probabilistic query. We generate all the possible queries for a given BN but only select those that are sufficiently *complex*, i.e., need **all** the information in the BN for inference. For example, for a size 2 BN with variables A and B where A is the parent of B , all possible queries are $P(A)$, $P(B)$, $P(A, B)$, $P(A|B)$ and $P(B|A)$. Among these, $P(A)$ is the only query that is not *complex* since it can be answered only with the CPT of node A and, therefore, is not selected. Consequently, we allocate randomly chosen true/false

values to the selected query variables and formulate a corresponding textual question that represents that query. Similar to contexts, queries are generated with a simple template. “What is the probability that {a node name} is True/False and ... given that {a node name} is True/False and ...?”. If the query does not contain evidence variables, the text after “given” is omitted. For example, $P(A = false|B = true)$ would be translated to the textual question, “What is the probability that A event is True given that B event is False?”.

4.4 Inference

We use the Python library pgmpy [Ankan and Panda, 2015] to verify the soundness of our BN, probabilities, and queries and to infer the answer to the selected queries. This library, which is specifically designed for creating and working with Bayesian Networks, inputs our generated CPTs and answers the queries via the Exact Inference method.

5 Methodology

Here, we illustrate our approach to evaluate and improve the probabilistic reasoning capability of LLMs. We examine the basic QA prompting and COT approaches and then move to strategies for mapping to symbolic representations.

5.1 Baselines

Basic QA Prompting (BQA)

In this method, we ask the model to generate a single numerical answer to the probabilistic question. While better prompting methods have recently been proposed for zero-shot and in-context settings [Wei *et al.*, 2022b], LLMs still perform well on many tasks by directly generating the final answer [Winata *et al.*, 2021]. Figure 2 shows an in-context example of BQA for the few-shot setting. In zero-shot setting, only the instruction, context, and query are in the prompt.

Chain of thought (COT)

COT [Wei *et al.*, 2022b] is a commonly used and effective approach for querying LLMs. Following COT, we prompt the language model to explain its reasoning process while refraining completely (in zero-shot (ZS) setting) or partially (in few-shot (FS) setting) from imposing a strict solution structure. As shown in Figure 2, our few-shot instances consist of an instruction, followed by an example context and query, and a solution for the query. Here, the solution explains the mathematical reasoning, calculates the final answer, and generates it in the last sentence.

5.2 Structured Prompting with Subtasks

Given the complexity of the probabilistic inference, we expect that performing it with additional subtasks would benefit the LLM. As a part of the approach, we propose to divide the problem into multiple steps and demonstrate the steps to the LLMs in one prompt. This approach has shown to be effective in other similar research [Jin *et al.*, 2023; Poesia *et al.*, 2023]. The most intuitive step for our problem is identifying the probabilities of the single events and the conditional probabilities. Another important step is to recognize the variables’ dependencies, which are the edges in the corresponding probabilistic network. With this intuition,

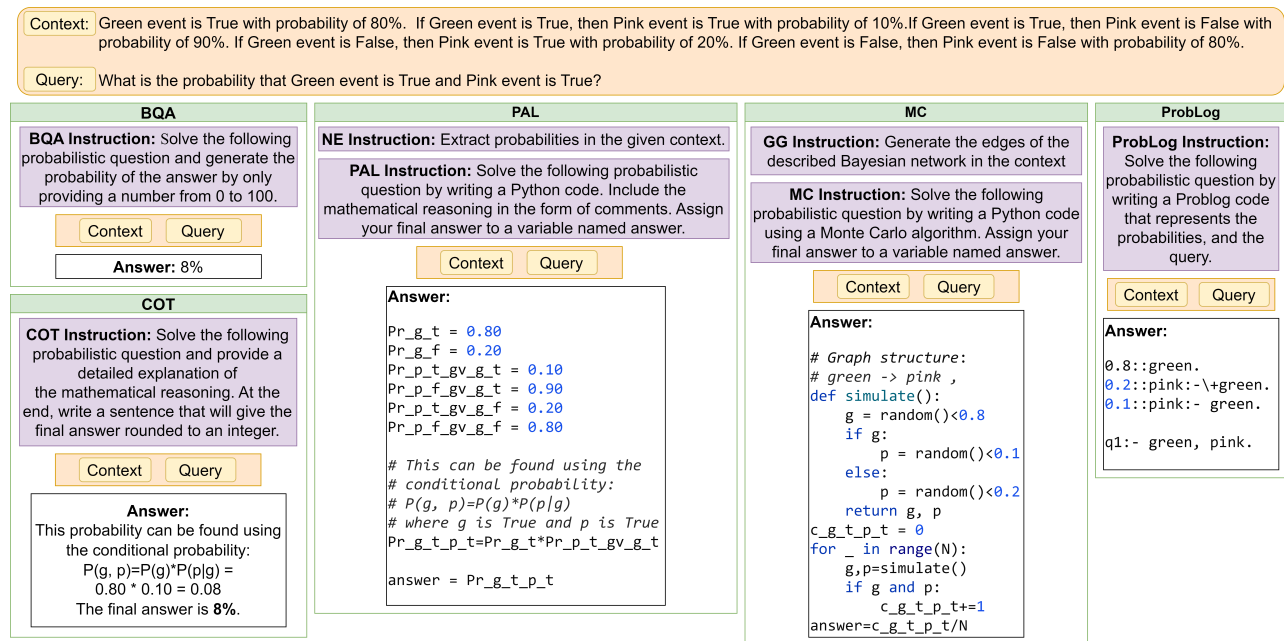


Figure 2: Composition of the first in-context example for each BQA, COT, PAL, MC, and Problog method. Each method forms a prompt that starts with an instruction (purple boxes) that describes the problem and the solution format. Then, the context and query and answer that solves the query based on the context are demonstrated to the LLM. If NE or GG subtasks are used with the method, their instruction and answers are appended, as shown in the PAL method for NE and the MC method for GG.

as part of the approach, we use the extraction of probability values from text, named *Number Extraction* subtask and probabilistic dependencies *Graph Generation* subtask as the prior steps to our probabilistic reasoning methods. In the following section, we first explain these two steps formally, and then we explain our approaches to map the problem to actual symbolic representations for probabilistic inference.

Number Extraction (NE)

In this subtask, the LLM should extract the probability numbers of CPTs in the input context and output them in a structured format. The output consists of m lines, each representing a probably of an event, $P(c = vc) = n$ or a conditional probability, $P(c = vc | pc = vpc) = n$. Here, c is a random variable with vc as its value, which can be true or false. pc and vpc represent the parent variable and its value. Finally, n is the probability number given in the context. An example of the actual format of the extracted probabilities is demonstrated inside the answer of PAL method in Figure 2, designed to be compatible with Python code. This subtask aims to facilitate the correct extraction of probabilities at the beginning of the solution to avoid hallucination [Ouyang *et al.*, 2022] of incorrect numbers during the generation of long solutions.

Graph Generation (GG)

In this subtask, we want the LLM to generate the underlying Bayesian Network of the given context as a list of edges, each indicating the direct dependency between two variables. For a Bayesian Network with V variables, the output should consist of $V - 1$ edges in the format of $c - > pc$ separated by ‘,’. An example of this format is demonstrated in the column

that explains the MC prompting in Figure 2. This will help the model capture the random variables’ dependency structure and utilize it in mapping to symbolic solutions.

5.3 Mapping to Symbolic Computations

Program Aided Language Models (PAL)

PAL [Gao *et al.*, 2023] is the first work that analyzed the use of Python programming in various mathematical and reasoning QA datasets. However, most of the datasets tested in PAL can be solved with a few programming lines as opposed to the BLInD dataset, which, depending on the variable size, may require many lines of complex calculations. The main benefit of the PAL method is bypassing the challenge of mathematical calculation in LLMs. As in the original PAL technique, we instruct the LLM to solve the problem by generating the mathematical reasoning with natural language explanation and express mathematical calculations in Python code. We subsequently execute this code to extract the answer. Figure 2 shows an in-context example of this approach where the LLM is also asked to extract the probabilities first (NE subtask). As shown in this example, to guide the language model to follow a subtask requires adding the corresponding instruction to the prompt, e.g., “Extract probabilities...”, for the NE task. Similar to the few-shot setting of COT method, a soft structure is introduced by providing the few-shot example solutions that the model may emulate for similar instances.

Monte Carlo Algorithm (MC)

Given the intractability of exact inference in Bayesian Networks, we include mapping to an approximate inference method, the Monte Carlo algorithm. The simplest form of this

method, *Direct Sampling* [Russell and Norvig, 2021], generates random events based on the probabilities in the BN and counts the occurrence of these events. An LLM can use this method by first generating a Python function (we call *simulate* here) that samples all events according to the probabilistic dependencies expressed in the BN. In the MC algorithm, all parent variables must be sampled before their children. Keeping this order is the main challenge in mapping to this algorithm with LLMs. Figure 2 shows an in-context example of the MC method with the *simulate* function defined as a part of the prompt. As shown in the figure, the LLM is also instructed to call this function in the generated Python code. This function call will lead to computing the answer to the probabilistic query and extracting the final answer. In the “Answer” part of the prompt of this method in Figure 2, the GG subtask instruction asks the LLM to generate the Bayesian graph prior to the generation of MC code.

Probabilistic Logical Solver (ProbLog)

In our final Neuro-Symbolic method, we employ a technique that involves mapping the context and query to a probabilistic logical formalism. We use ProbLog [De Raedt *et al.*, 2007], a probabilistic programming language that extends Prolog [Bratko, 2000] to incorporate probabilistic logical reasoning. Here, the LLM is asked to generate a ProbLog code that correctly models the probabilities given in the context and to create the correct *ProbLog query* based on the question. We subsequently execute the ProbLog code and extract the final answer. An in-context example of this code is shown in Figure 2. The LLM does not require exhaustive knowledge of ProbLog programming to solve our questions. The three in-context examples we supply are sufficiently complex and encompass all the necessary ProbLog syntax information to enable the generation of code for our contexts and queries.

6 Experiments

In this section, we present the design and results of our experiments. Initially, we examine the baseline methods and analyze the capabilities of LLMs in the NE and GG subtasks. Then, we describe the improvements that result from utilizing our methods. We conduct the experiments on BLInD as well as on our adapted version of the CLADDER dataset.

LLM Models In our experiments, we employ GPT3.5 [Brown *et al.*, 2020] and GPT4 [OpenAI, 2023]. These models are evaluated in both zero-shot (ZS) and few-shot (FS) settings, without any task-specific fine-tuning. Details about the prompting instructions and hyper-parameters can be found in Section B of the Appendix.

Evaluation Metrics Given a context and a query, we consider a provided answer probability to be correct if it is within the ± 0.01 range of the ground truth probability. This narrow margin of error is necessary to account for minor mathematical approximations and errors. In our experiments, we also report the accuracy of LLMs for NE and GG subtasks. In these two tasks, we classify an output as accurate if **all** the numbers in NE and all the edges in GG are correctly generated without redundancy.

Evaluation Splits of the Dataset. We test our models on subsets of the V2-V10 splits containing only graphs from the Ar-

borescence groups to ensure the persistence of the relative difficulty among evaluation splits. In none-Arborescence BNs, the CPT table size increases exponentially as the number of parents of a single node increases. This may make a smaller BN more challenging than a larger one because of the sheer number of probabilities and the resulting larger textual context. Finally, we randomly select 100 examples for GPT3.5 and 20 examples for GPT4 from each V_i to test our models. We choose a smaller set for GPT4 since it is more costly and it already showed a more robust behavior in solution generation across instances.

6.1 Solving Probabilistic Questions Directly

Here, we apply the Baseline methods of BQA and COT focusing on answering probabilistic questions directly. The results of these methods are detailed in Table 1. By looking at the BQA results, we see that GPT3.5 fails to solve the probabilistic questions. The longer context of FS setting, which does not explain the reasoning in BQA, exacerbates the results. GPT4, on the other hand, can solve some of the questions directly (BQA) even without generating any explanation, which implies that it has some degree of intrinsic probabilistic reasoning capabilities. It is not surprising that COT improved the results for both models. However, even in this case, both models struggle to solve problems of larger size.

6.2 The NE and GG subtasks

Before reporting on our methods, we will discuss LLMs’ capabilities on the *Number Extraction* and *Graph Generation* subtasks described in Section 5.2. Regarding the NE subtask, the performance of GPT3.5 is shown in Table 2. This subtask is the initial and most straightforward step that can be utilized to solve probabilistic questions. Although the accuracy drops as the number of variables increases, it remains overall very high. GPT4 aced this subtask by extracting all numbers correctly, achieving 100% accuracy on all V2 to V10 datasets.

The results of the GG subtask for GPT3.5 are shown in Table 3. Mirroring the pattern observed in the NE subtask, we notice a decline in accuracy as the number of variables increases. However, the drop in accuracy is more notable and goes from 100% in V2 to as low as 73% in V9. It is important to note that while the core message of the experiments remains intact, there are minor inconsistencies in Table 3 (such as a lower accuracy for V9 compared to V10). These inconsistencies primarily stem from the inherent randomness in the output generation of LLMs and our random selection of graphs for the datasets. GPT4 aced this subtask as well and generated all graphs correctly in V2 to V10.

We also measure the accuracy of NE and GG when LLMs generate both in one prompt. The results of this combination are shown in Table 4. Intuitively, it is more effective to first focus on extracting numbers and then on graph generation. As confirmed by the results in Table 4, NE, which creates a soft structure by extracting the numbers and describing the relations between variables in their name, also improves the GG accuracy (See Section A.2 of the Appendix for the detailed results of NE and GG in other orders which result in lower accuracies).

Method	V2	V3	V4	V5	V6	V7	V8	V9	V10	AVG2-5	AVG6-10	AVG
GPT3.5												
BQA ZS	33	13	5	4	6	2	3	1	2	13	2	7
BQA FS	3	0	1	1	2	2	1	1	0	1	1	1
COT ZS	53	8	4	5	10	5	2	2	0	17	3	9
COT FS	52	23	12	5	8	4	1	4	2	23	3	12
GPT4												
BQA ZS	80	10	15	10	20	0	15	10	5	28	10	18
BQA FS	75	10	30	25	35	15	5	5	0	35	12	22
COT ZS	90	45	50	35	30	15	20	5	5	55	15	32
COT FS	100	60	50	35	30	15	20	5	5	61	15	35

Table 1: GPT3.5 and GPT4 results for BQA and COT methods. The columns show the variable size of the tested dataset, while the rows show the prompting methods that are either BQA or COT. These methods are tested with zero-shot (ZS) and few-shot (FS) settings.

Var	V2	V3	V4	V5	V6	V7	V8	V9	V10
NE	100	100	100	100	96	95	98	94	94

Table 2: GPT3.5 NE performance. An output is incorrect whenever one or more of the extracted probabilities is wrong or missing.

Var	V2	V3	V4	V5	V6	V7	V8	V9	V10
GG	100	95	92	93	84	75	79	73	78

Table 3: GPT3.5 GG performance. An output is incorrect whenever one or more edges are wrongly added or omitted.

Var	V2	V3	V4	V5	V6	V7	V8	V9	V10
NE	100	100	100	100	97	95	95	94	100
GG	100	100	99	96	92	87	78	70	86

Table 4: GPT3.5 NE and GG performance generated in one prompt.

6.3 Evaluation of Proposed Methods

So far, we have established baselines of BQA and COT for LLMs’ probabilistic reasoning performance and evaluated LLMs on NE and GG subtasks. Next, we consider the PAL, MC, and ProbLog methods in conjunction with NE and GG to improve the LLMs’ performance. We discuss how effective NE and GG are in each method and analyze their impact based on factors like the number of variables, the way prompts are structured, and the specific employed LLM.

The results for these methods are presented in Table 5. The table shows tests of different combinations of NE and GG with these methods, denoted, respectively, with “W/NE” (with Number Extraction) and “W/GG” (with Graph Generation). Not all of the combinations are of interest as they lead to lower final accuracy (comprehensive results including various configurations omitted here are in Table 8 of Section A of Appendix). As shown in the table, there is a significant jump in the performance of all of these methods compared to BQA and COT. The performance of GPT3.5 and GPT4 shows a consistent improvement by using the PAL, MC, or ProbLog methods. GPT3.5, particularly struggles with number extraction in the PAL setting, and adding the NE step to the prompt

improves its accuracy. Both models still struggle to generate a solution using PAL when the number of variables increases. However, when we consider MC, the accuracy sharply increases, suggesting that LLMs are proficient at mapping the entire BN correctly to a Monte Carlo function even for a large number of variables. Both GPT3.5 and GPT4 improved accuracy when MC was used with adding the GG subtask to their prompting. GPT4 reaches an average accuracy of 93% when graph generation instruction is added to the MC prompt and almost solves the dataset. ProbLog eliminates the challenge of structural programming and requires only the correct extraction of numbers and generating a corresponding *ProbLog query* based on the given few-shot examples. Here, GPT4 can solve almost every question. GPT3.5, on the other hand, struggles with the challenge of writing a probabilistic logical programming code. See Section C of the Appendix for an analysis of the error sources for GPT3.5 in coding. Overall, using our methods appropriately combined with NE and GG, both models improve significantly with GPT4 solving the dataset even with ten variables.

A key observation is that of information provided by our subtasks does not always improve the performance, especially in the case of GPT3.5. For example, the PAL method mainly works with multiplications of numbers and does not benefit from the generated structure of the graph. Conversely, MC which generates a Python function with many nesting “if” structures related to the underlying BN benefits significantly from the graph structure with both GPT3.5 and GPT4.

In contrast to most mathematical problems typically tested with LLMs, which usually require brief solutions spanning just a few lines [Kim *et al.*, 2023; Frieder *et al.*, 2023], our dataset demands the generation of more extensive solutions. The solutions become specially lengthy for larger number of variables. As a result, it is important to weigh the advantages and disadvantages of the extra information provided by subtasks’ solutions since they would add more tokens to the already lengthy solutions. For example, while the graph structure is intuitively helpful for probabilistic inference, methods such as PAL do not utilize it directly. Therefore, in practice, it does not contribute to the reasoning with PAL prompting, and due to a lengthier prompt, the performance drops. On top of that, the accuracy of the generated subtasks solutions will also drop when generated in the same prompt with the

Method	V2	V3	V4	V5	V6	V7	V8	V9	V10	AVG2-5	AVG6-10	AVG
GPT3.5												
PAL	66	34	25	17	14	9	6	5	2	35	7	19
PAL W/NE	85	66	41	27	19	12	5	3	6	54	9	29
MC	79	63	71	65	41	32	33	18	14	69	27	46
MC W/GG	85	82	83	68	42	31	28	18	8	79	25	49
ProbLog	87	82	88	75	59	52	46	38	35	83	46	62
GPT4												
PAL	100	95	80	70	45	40	30	20	10	86	29	54
MC	95	100	100	90	90	90	90	60	60	96	78	86
MC W/GG	100	100	100	90	100	85	95	100	70	97	90	93
ProbLog	95	100	100	95	100	95	100	95	100	97	98	97

Table 5: GPT3.5 and GPT4 results for the PAL, MC and ProbLog methods. W/NE and W/GG denote inclusion of NE and GG.

main solution (keep in mind that we will prompt the LLM only once and ask for the requested information). For example, the accuracy of NE in GPT3.5, which is above 90% by itself, drops to nearly 10% when combined with some methods on instances with a large number of variables (See Section A.2 of the Appendix for NE and GG accuracies depending on the method). For these reasons, including both NE and GG proved unhelpful in all methods.

6.4 Adaptation of the CLADDER Dataset

We conclude our experiments by testing our methods on an adaptation of the CLADDER dataset [Jin *et al.*, 2023]. This dataset is designed to test the causal reasoning capabilities of LLMs. The contexts of instances in this QA dataset describe a probabilistic causal structure with a maximum of 4 variables and are designed from a rich set of grammatically correct and natural-sounding templates. Here is an example context that describes the probabilities from this dataset:

For nonsmokers, the probability of high tar deposit is 67%. For smokers, the probability of high tar deposit is 17%. For nonsmokers with no tar deposit, the probability of lung cancer is 77%. For nonsmokers and with high tar deposit, the probability of lung cancer is 45%. For smokers with no tar deposit, the probability of lung cancer is 73%. For smokers and with high tar deposit, the probability of lung cancer is 40%. The overall probability of smoking is 68%.

Questions in this dataset mostly require a binary yes/no answer and not an actual probability as the final answer. As a result, we use the natural-sounding contexts in this dataset and craft new challenging queries to test our methods (our results are, thus, not directly comparable to the ones described in [Jin *et al.*, 2023]). In particular, starting from the *hard tests* split of this dataset, we create challenging queries for the contexts and select 100 examples from the resulting adapted instances.

The results of our tests on this adaptation of CLADDER are shown in Table 6. The improvements in accuracy follow the same trend as in BLInD dataset with a few exceptions. The main difference is the difficulty of the datasets. For example, adding GG to the MC method does not improve the model since the graphs are small and trivial. GG was most helpful when the number of variables was large. These results further solidify the effectiveness of our methods.

Method	GPT3.5	GPT4
BQA ZS	0	20
BQA FS	0	0
COT ZS	9	65
COT FS	3	64
PAL	26	96
PAL W/NE	39	96
MC	75	98
MC W/GG	75	97
ProbLog	71	97

Table 6: Results of our methods tested on an adaptation of the CLADDER Dataset.

7 Conclusion and Future Work

In this work, we introduced BLInD, a new dataset for evaluating the capabilities of large language models on probabilistic reasoning over text with explicitly quantified uncertainty. Our analysis using this dataset revealed several key limitations of current LLMs when performing probabilistic inference. We found that different language models exhibit distinct strengths and weaknesses. For example, GPT3.5 had problems with number extraction which were mitigated by the utilization of the NE subtask in PAL method. On the other hand, GPT4 could extract the numbers correctly and write codes with near-perfect accuracy. However, both GPT3.5 and GPT4 benefited from the subtask of graph generation in MC method. We proposed several prompt engineering techniques, mapping the problem to a structured code, and probabilistic logical representations. Our evaluations demonstrated that these methods significantly improve performance on BLInD and on the adapted version of CLADDER, with GPT4, in particular, able to reliably solve problems with up to 10 variables with MC and ProbLog methods.

While our techniques provide a good initial solution, they rely on explicitly structuring the problem for the LLM through code or external symbolic engines. A more powerful approach will be to develop methods that allow models to perform probabilistic reasoning in a more flexible manner directly over the text. Our techniques provide an initial toolkit, but ultimately, progress may require architectures and training objectives tailored to probabilistic inference.

References

- [Ankan and Panda, 2015] Ankur Ankan and Abinash Panda. pgmpy: Probabilistic graphical models using python. In *Proceedings of the 14th Python in Science Conference (SCIPY 2015)*. Citeseer, 2015.
- [Bratko, 2000] Ivan Bratko. *Prolog Programming for Artificial Intelligence*. Pearson Addison-Wesley, Harlow, England, 3 edition, 2000.
- [Brown *et al.*, 2020] Tom B. Brown, Benjamin Mann, Nick Ryder, Melanie Subbiah, Jared Kaplan, Prafulla Dhariwal, Arvind Neelakantan, Pranav Shyam, Girish Sastry, Amanda Askell, Sandhini Agarwal, Ariel Herbert-Voss, Gretchen Krueger, Tom Henighan, Rewon Child, Aditya Ramesh, Daniel M. Ziegler, Jeffrey Wu, Clemens Winter, Christopher Hesse, Mark Chen, Eric Sigler, Mateusz Litwin, Scott Gray, Benjamin Chess, Jack Clark, Christopher Berner, Sam McCandlish, Alec Radford, Ilya Sutskever, and Dario Amodei. Language models are few-shot learners, 2020.
- [Bubeck *et al.*, 2023] Sébastien Bubeck, Varun Chandrasekaran, Ronen Eldan, Johannes Gehrike, Eric Horvitz, Ece Kamar, Peter Lee, Yin Tat Lee, Yuanzhi Li, Scott Lundberg, Harsha Nori, Hamid Palangi, Marco Tulio Ribeiro, and Yi Zhang. Sparks of artificial general intelligence: Early experiments with gpt-4, 2023.
- [Cobbe *et al.*, 2021] Karl Cobbe, Vineet Kosaraju, Mohammad Bavarian, Mark Chen, Heewoo Jun, Lukasz Kaiser, Matthias Plappert, Jerry Tworek, Jacob Hilton, Reiichiro Nakano, Christopher Hesse, and John Schulman. Training verifiers to solve math word problems, 2021.
- [De Raedt *et al.*, 2007] Luc De Raedt, Angelika Kimmig, and Hannu Toivonen. Problog: A probabilistic prolog and its application in link discovery. In *Proceedings of the 20th International Joint Conference on Artificial Intelligence, IJCAI'07*, page 2468–2473, San Francisco, CA, USA, 2007. Morgan Kaufmann Publishers Inc.
- [Devlin *et al.*, 2019] Jacob Devlin, Ming-Wei Chang, Kenton Lee, and Kristina Toutanova. BERT: Pre-training of deep bidirectional transformers for language understanding. In *Proceedings of the 2019 Conference of the North American Chapter of the Association for Computational Linguistics: Human Language Technologies, Volume 1 (Long and Short Papers)*, pages 4171–4186, Minneapolis, Minnesota, June 2019. Association for Computational Linguistics.
- [Dries *et al.*, 2017] Anton Dries, Angelika Kimmig, Jesse Davis, Vaishak Belle, and Luc de Raedt. Solving probability problems in natural language. In *Proceedings of the Twenty-Sixth International Joint Conference on Artificial Intelligence, IJCAI-17*, pages 3981–3987, 2017.
- [Frieder *et al.*, 2023] Simon Frieder, Luca Pinchetti, Alexis Chevalier, Ryan-Rhys Griffiths, Tommaso Salvatori, Thomas Lukasiewicz, Philipp Christian Petersen, and Julius Berner. Mathematical capabilities of chatgpt, 2023.
- [Gao *et al.*, 2023] Luyu Gao, Aman Madaan, Shuyan Zhou, Uri Alon, Pengfei Liu, Yiming Yang, Jamie Callan, and Graham Neubig. Pal: Program-aided language models, 2023.
- [Google, 2023] Google. Google gemini ai. <https://blog.google/technology/ai/google-gemini-ai/#availability>, 2023.
- [He-Yueya *et al.*, 2023] Joy He-Yueya, Gabriel Poesia, Rose E. Wang, and Noah D. Goodman. Solving math word problems by combining language models with symbolic solvers, 2023.
- [Heritage, 2013] John Heritage. Action formation and its epistemic (and other) backgrounds. *Discourse Studies*, 15(5):551–578, 2013.
- [Jin *et al.*, 2023] Zhijing Jin, Yuen Chen, Felix Leeb, Luigi Gresele, Ojasv Kamal, Zhiheng Lyu, Kevin Blin, Fernando Gonzalez, Max Kleiman-Weiner, Mrinmaya Sachan, et al. Cladder: Assessing causal reasoning in language models. 2023.
- [Kim *et al.*, 2023] Jiwoo Kim, Youngbin Kim, Ilwoong Baek, JinYeong Bak, and Jongwuk Lee. It ain’t over: A multi-aspect diverse math word problem dataset. In Houda Bouamor, Juan Pino, and Kalika Bali, editors, *Proceedings of the 2023 Conference on Empirical Methods in Natural Language Processing*, pages 14984–15011, Singapore, December 2023. Association for Computational Linguistics.
- [Landmark *et al.*, 2015] Anne Marie Dalby Landmark, Pål Gulbrandsen, and Jan Svennevig. Whose decision? negotiating epistemic and deontic rights in medical treatment decisions. *Journal of Pragmatics*, 78:54–69, 2015. Epistemics and Deontics in Conversational Directives.
- [Mishra *et al.*, 2022] Swaroop Mishra, Arindam Mitra, Neeraj Varshney, Bhavdeep Sachdeva, Peter Clark, Chitta Baral, and Ashwin Kalyan. NumGLUE: A suite of fundamental yet challenging mathematical reasoning tasks. In *Proceedings of the 60th Annual Meeting of the Association for Computational Linguistics (Volume 1: Long Papers)*, pages 3505–3523, Dublin, Ireland, May 2022. Association for Computational Linguistics.
- [Oaksford and Chater, 2007] Mike Oaksford and Nick Chater. *Bayesian Rationality: The probabilistic approach to human reasoning*. Oxford University Press, 02 2007.
- [Oaksford and Chater, 2009] Mike Oaksford and Nick Chater. Précis of bayesian rationality: The probabilistic approach to human reasoning. *Behavioral and Brain Sciences*, 32(1):69–84, 2009.
- [OpenAI, 2023] OpenAI. Gpt-4 technical report, 2023.
- [Ouyang *et al.*, 2022] Long Ouyang, Jeff Wu, Xu Jiang, Diogo Almeida, Carroll L. Wainwright, Pamela Mishkin, Chong Zhang, Sandhini Agarwal, Katarina Slama, Alex Ray, John Schulman, Jacob Hilton, Fraser Kelton, Luke Miller, Maddie Simens, Amanda Askell, Peter Welinder, Paul Christiano, Jan Leike, and Ryan Lowe. Training language models to follow instructions with human feedback, 2022.

- [Pei and Jurgens, 2021] Jiaxin Pei and David Jurgens. Measuring sentence-level and aspect-level (un)certainty in science communications. In *Proceedings of the 2021 Conference on Empirical Methods in Natural Language Processing*, pages 9959–10011, Online and Punta Cana, Dominican Republic, November 2021. Association for Computational Linguistics.
- [Poesia *et al.*, 2023] Gabriel Poesia, Kanishk Gandhi, Eric Zelikman, and Noah D. Goodman. Certified deductive reasoning with language models, 2023.
- [Poggi *et al.*, 2019] Isabella Poggi, Francesca D’Errico, and Laura Vincze. Uncertain words, uncertain texts. perception and effects of uncertainty in biomedical communication. *Acta Polytechnica Hungarica*, 2019.
- [Russell and Norvig, 2021] Stuart Russell and Peter Norvig. *Artificial Intelligence: A Modern Approach*. Pearson, 4 edition, 2021. Global Edition.
- [Saeed *et al.*, 2021] Mohammed Saeed, Naser Ahmadi, Preslav Nakov, and Paolo Papotti. RuleBERT: Teaching soft rules to pre-trained language models. In *Proceedings of the 2021 Conference on Empirical Methods in Natural Language Processing*, pages 1460–1476, Online and Punta Cana, Dominican Republic, November 2021. Association for Computational Linguistics.
- [Shi *et al.*, 2022] Zhengxiang Shi, Qiang Zhang, and Aldo Lipani. Stepgame: A new benchmark for robust multi-hop spatial reasoning in texts, 2022.
- [Vazhentsev *et al.*, 2023] Artem Vazhentsev, Gleb Kuzmin, Akim Tsvigun, Alexander Panchenko, Maxim Panov, Mikhail Burtsev, and Artem Shelmanov. Hybrid uncertainty quantification for selective text classification in ambiguous tasks. In Anna Rogers, Jordan Boyd-Graber, and Naoaki Okazaki, editors, *Proceedings of the 61st Annual Meeting of the Association for Computational Linguistics (Volume 1: Long Papers)*, pages 11659–11681, Toronto, Canada, July 2023. Association for Computational Linguistics.
- [Wei *et al.*, 2022a] Jason Wei, Xuezhi Wang, Dale Schuurmans, Maarten Bosma, Ed H. Chi, Quoc Le, and Denny Zhou. Chain of thought prompting elicits reasoning in large language models. *CoRR*, abs/2201.11903, 2022.
- [Wei *et al.*, 2022b] Jason Wei, Xuezhi Wang, Dale Schuurmans, Maarten Bosma, brian ichter, Fei Xia, Ed Chi, Quoc V Le, and Denny Zhou. Chain-of-thought prompting elicits reasoning in large language models. In S. Koyejo, S. Mohamed, A. Agarwal, D. Belgrave, K. Cho, and A. Oh, editors, *Advances in Neural Information Processing Systems*, volume 35, pages 24824–24837. Curran Associates, Inc., 2022.
- [Winata *et al.*, 2021] Genta Indra Winata, Andrea Madotto, Zhaojiang Lin, Rosanne Liu, Jason Yosinski, and Pascale Fung. Language models are few-shot multilingual learners. In *Proceedings of the 1st Workshop on Multilingual Representation Learning*, pages 1–15, Punta Cana, Dominican Republic, November 2021. Association for Computational Linguistics.
- [Zhang *et al.*, 2023] Dell Zhang, Murat Sensoy, Masoud Makrehchi, Bilyana Taneva-Popova, Lin Gui, and Yulan He. Uncertainty quantification for text classification. In *Proceedings of the 46th International ACM SIGIR Conference on Research and Development in Information Retrieval, SIGIR ’23*, page 3426–3429, New York, NY, USA, 2023. Association for Computing Machinery.

A Comprehensive Evaluation of LLMs

A.1 GPT3.5 Methods and Configurations

We tested many configurations of NE and GG in combination with our three main PAL, MC, and ProbLog methods. Table 8 shows all the methods and configurations tested on GPT3.5 in the order that they improved the model, with the unhelpful configurations separated at the bottom. The methods that were not helpful include 1) BQA FS, which, as we discussed before, seems only to confuse the model. 2) MC and ProbLog with W/NE, which is not helpful since they do not add any meaningful contribution to the particular problem while they lengthen the solution unnecessarily. 3) Any method with both NE and GG included in the prompt, results in a very long solution that confuses the LLM.

A.2 Accuracy Analysis of NE and GG Subtasks

Another avenue that we extensively investigated was the accuracy of NE and GG subtasks when utilized in our methods. As we mentioned before, the accuracy of NE and GG varies compared to when they are generated before the main solution within the same prompt. The results of NE and GG accuracy with the combination of our methods are shown in Table 9. The first column, “Criteria”, determines the task we report our accuracy on which is either NE or GG. The “Method” column shows the configuration in which the task is evaluated, and the rest of the columns show the number of variables in our dataset V2-10. As shown in this table, the accuracies of NE and GG both drop dramatically as the number of variables increases. It is worth noting that in most of the wrong examples, only one edge or number is incorrect. However, it is still important for the LLM to extract everything correctly since our datasets require all the numbers for inference. Even one incorrect number will lead to an incorrect result. When we compare the NE accuracy with the main task accuracy, we see that NE accuracy imposes an upper limit on the accuracy of the main task. Another thing we observed was that when the number of variables becomes too large, the LLM will not follow the format correctly, leading to many problems with larger variables.

A.3 Adapted CLADDER Dataset

We tested all our methods and configurations on the adapted version of the CLADDER dataset. These results are shown in Table 7. GPT3.5 quickly reaches 97% accuracy, which shows the need to create more challenging datasets in this field, such as BLInD. Surprisingly, PAL W/NE W/GG results in a slight improvement in GPT3.5, which shows that if the solution length becomes smaller, additional information becomes more straightforward for LLM to utilize. Still, the improvements are minor as these subtasks become more useful at with larger variables which CLADDER does not have.

B Prompting Strategies and Hyper-parameter Settings of LLMs

In testing our models, we use the OpenAI API and set “max_tokens” and “temperature” parameters to 1500 and 0.2 for both GPT3.5 and GPT4. The in-context examples that we

Method	GPT3.5	GPT4
BQA ZS	0	20
BQA FS	0	0
COT ZS	9	65
COT FS	3	64
PAL	26	97
PAL W/GG	28	97
PAL W/NE	39	96
PAL W/NE W/GG	41	97
MC	75	98
MC W/GG	75	97
MC W/NE	63	98
MC W/NE W/G	70	97
ProbLog	71	97
ProbLog W/NE	53	94
ProbLog W/NE W/GG	56	95

Table 7: Complete results on the adapted version of CLADDER dataset. W/NE and W/GG stand for with Number Extraction and with Graph Generation.

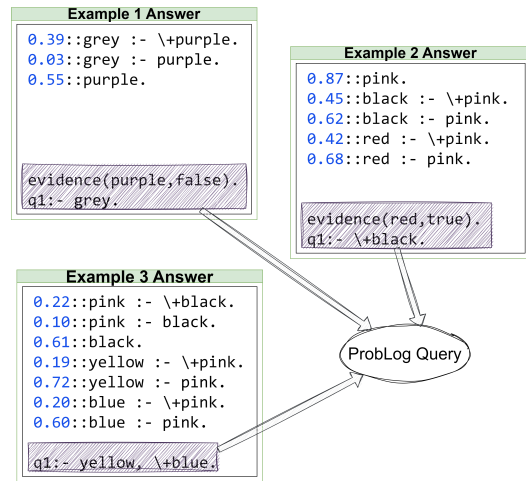


Figure 3: ProbLog answers to the in-context examples and their “ProbLog Query”.

used for all our methods and whenever we included few-shot testing are shown in Figure 4. Their difficulty increases as we move from examples one to three with variable sizes of 2, 3, and 4. This example selection maintains a balance between the difficulty of the in-context examples and the length of the solutions while showing different queries and methods to solve these examples. It is essential to select examples that maintain this diversity, as we have observed that the accuracy of GPT-3.5 heavily depends on the examples chosen. For example, if an event name was repeated too many times (like in all our selected examples), that would lead GPT3.5 to believe that the repeated event should be part of every solution regardless of the context! GPT4 on the other hand, was very robust, even with bad in-context examples. Regardless, in the end, they were tested with the same examples.

Method	V2	V3	V4	V5	V6	V7	V8	V9	V10	AVG2-5	AVG6-10	AVG
BQA ZS	33	13	5	4	6	2	3	1	2	13	2	7
COT ZS	53	8	4	5	10	5	2	2	0	17	3	9
COT FS	52	23	12	5	8	4	1	4	2	23	3	12
PAL	66	34	25	17	14	9	6	5	2	35	7	19
PAL W/NE	85	66	41	27	19	12	5	3	6	54	9	29
MC	79	63	71	65	41	32	33	18	14	69	27	46
MC W/GG	85	82	83	68	42	31	28	18	8	79	25	49
ProbLog	87	82	88	75	59	52	46	38	35	83	46	62
BQA FS	3	0	1	1	2	2	1	1	0	1	1	1
PAL W/NE W/GG	82	56	39	30	20	11	3	2	4	51	7	27
MC W/NE	96	83	66	48	30	21	11	10	3	73	15	40
MC W/NE W/GG	96	88	67	55	37	31	15	9	10	76	20	45
ProbLog W/NE	85	87	40	32	27	35	25	23	12	61	24	40
ProbLog W/NE W/GG	89	87	49	40	28	25	15	20	16	66	20	41

Table 8: All the methods and configurations tested on GPT3.5 in the order that they improved the model, with the unhelpful configurations separated at the bottom. W/NE and W/GG stand for with Number Extraction and with Graph Generation.

Criteria	Method	V2	V3	V4	V5	V6	V7	V8	V9	V10
NE	NE	100	100	100	100	96	95	98	94	94
GG	GG	100	95	92	93	84	75	79	73	78
NE	NE then GG	100	100	100	100	97	95	95	94	95
GG	NE then GG	100	100	99	96	92	87	78	70	76
NE	GG then NE	100	98	99	98	98	95	95	89	84
GG	GG and NE	100	97	100	96	92	87	87	77	82
NE	PAL W/NE	98	93	66	58	36	36	32	17	17
NE	PAL W/NE W/GG	88	90	54	52	31	31	19	12	8
GG	PAL W/NE W/GG	98	100	97	83	69	64	44	26	18
NE	MC W/NE	97	94	79	61	46	43	35	29	20
GG	MC W/GG	100	98	97	79	61	64	64	58	56
NE	MC W/NE W/GG	95	96	79	61	53	49	38	32	25
GG	MC W/NE W/GG	100	99	96	79	73	63	47	30	21
NE	ProbLog W/NE	93	96	65	50	38	42	29	24	24
NE	ProbLog W/NE W/GG	86	94	58	46	31	32	17	18	13
GG	ProbLog W/NE W/GG	100	100	100	85	80	70	60	33	31

Table 9: GG and NE subtask accuracies when used in the methods. At the top of the table, NE and GG are evaluated in isolation and then combined together. At the bottom of the table, they are evaluated when used within our methods.

Method	V2	V3	V4	V5	V6	V7	V8	V9	V10
PAL	100	97	97	97	95	94	94	93	90
PAL W/N	100	100	100	98	96	90	91	89	88
PAL W/N W/G	99	100	99	93	93	90	81	87	78
MC	100	100	98	100	96	96	94	89	79
MC W/N	97	100	99	95	92	85	77	66	59
MC W/G	100	100	100	100	93	83	74	69	67
MC W/N W/G	100	100	98	97	92	90	86	66	69
ProbLog	99	98	94	90	87	79	80	72	62
ProbLog W/N	97	97	50	35	29	37	30	28	15
ProbLog W/N W/G	94	90	54	48	32	29	22	23	18

Table 10: GPT3.5 success rate of code execution with different methods and number of variables. This results only consider the syntax accuracy of a code not its solution accuracy.

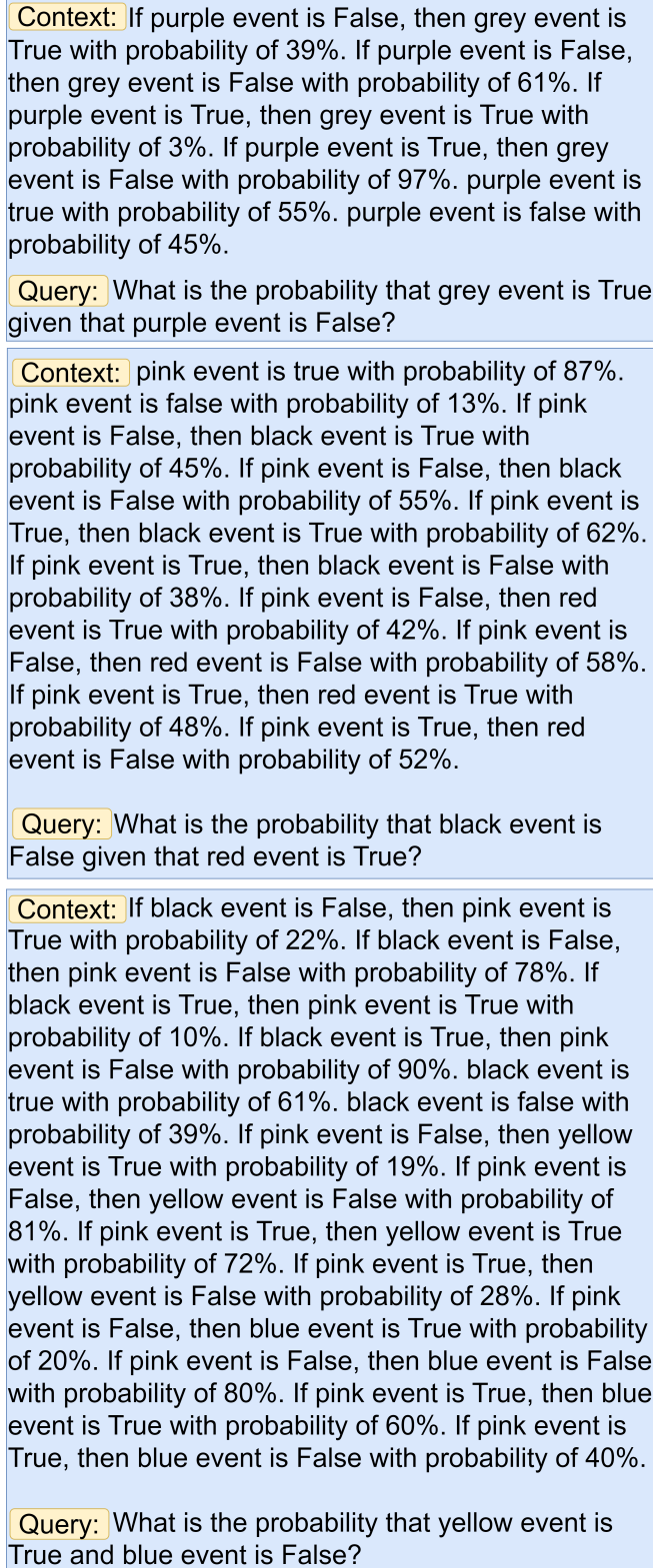


Figure 4: Contexts and Queries of in-context examples that were used in our prompts.

B.1 ProbLog In-context Examples

ProbLog needs special attention, given that the LLM may not be familiar with the programming language. In designing the ProbLog in-context prompts, selecting the examples to cover all the syntax and structure needed to write the ProbLog code for the rest of the examples is essential. Figure 3 shows the ProbLog answers to the in-context examples shown in Figure 4 and their “ProbLog Query”. These three “ProbLog Queries” showcase how to define a query for a target event (Examples 1 and 2), evidence event (Examples 1 and 2), and how to combine target events (Example 3). Also, in all the examples, multiple definitions of probabilities are given in the context that the LLM can emulate to write its code.

C Analyzing Code Generation by GPT3.5

We discussed earlier GPT3.5’s struggle with coding and the coding-specific challenges that are introduced when we utilize our main methods. Table 10 shows the success rate of code execution of GPT3.5 for each method and dataset variable size. It is no surprise that PAL is the easiest to implement and, as a result, has the highest success rate. However, when it comes to MC and ProbLog, we face a trade-off. MC requires long code solutions that need precise order of “if nesting” to simulate a sampling function. On the other hand, ProbLog is easier to write but must be generated based on three in-context examples that explain the syntax and solution. Table 10 shows that GPT3.5 struggles with ProbLog more regarding code generation between these two methods. This introduces another challenge with GPT3.5 that is not present with GPT4. ProbLog may be easier to write, but GPT3.5 is unfamiliar with it and struggles to write the correct code.