

Is my Data in your AI Model?

Membership Inference Test with Application to Face Images

D. DeAlcala A. Morales G. Mancera J. Fierrez R. Tolosana
J. Ortega-Garcia

Biometrics and Data Pattern Analytics Lab, Universidad Autonoma de Madrid, Spain

{ daniel.dealcala aythami.morales gonzalo.mancera
julian.fierrez ruben.tolosana javier.ortega } @uam.es

Abstract

This paper introduces the *Membership Inference Test (MINT)*, a novel approach that aims to empirically assess if specific data was used during the training of Artificial Intelligence (AI) models. Specifically, we propose two novel MINT architectures designed to learn the distinct activation patterns that emerge when an audited model is exposed to data used during its training process. The first architecture is based on a Multilayer Perceptron (MLP) network and the second one is based on Convolutional Neural Networks (CNNs). The proposed MINT architectures are evaluated on a challenging face recognition task, considering three state-of-the-art face recognition models. Experiments are carried out using six publicly available databases, comprising over 22 million face images in total. Also, different experimental scenarios are considered depending on the context available of the AI model to test. Promising results, up to 90% accuracy, are achieved using our proposed MINT approach, suggesting that it is possible to recognize if an AI model has been trained with specific data.

1. Introduction

In June 2023, the European Parliament adopted its position with respect to Artificial Intelligence (AI) [21]. Concretely, they have imposed some obligations to all AI companies to guarantee the protection of the citizen rights. For example, this new regulation imposes the registration of AI models in a European Union (EU) database and gives national authorities of EU countries the power to request access to both the trained AI models and the associated procedural details. This new regulation is a game-changer, imposing more transparency to deploy AI technologies in Europe. As a result, novel auditing tools must be developed to monitor AI technologies and their correct deployment in our society.

Nowadays, AI systems have become increasingly ad-

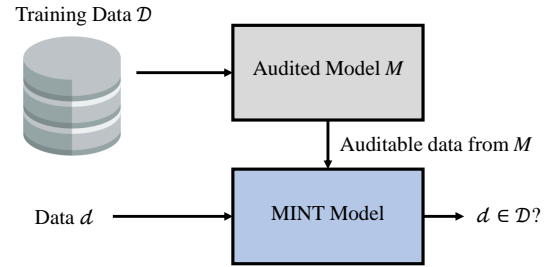


Figure 1. Our proposed MINT model is trained to predict if a specific data (d) was used during the training process of an AI Model (M), trained with a database (D).

vanced and pervasive across different domains, collecting, analyzing, and processing vast amounts of data. This data often contains sensitive information about individuals as well as copyright content, raising concerns about privacy and unauthorized access [23, 28]. Consequently, it results critical the fast development of novel tools to clarify what data have been used to train AI models, preventing therefore the use of non-authorized data and increasing the transparency of the AI models. These tools aim to prevent learning frameworks from hiding the training data within the model’s parameters, thereby unveiling the opacity that they have traditionally relied upon. These considerations lead us to the main objective of the present study: the identification of the data used to train the AI models, as summarized in Fig. 1.

This objective is related to the field of Membership Inference Attacks (MIA), which refers to privacy attacks that target AI models trained on sensitive data [4, 33]. MIA seeks to infer membership information about the training dataset used by exploiting the behavior and responses of the model. Also, it leverages the potential memorization of the training data used by AI models, especially when the models overfit [20, 32] or when the training data contain unique or

distinctive patterns [33]. However, the performance of MIA approaches has been questioned during the last years due to the inherent difficulty of the task [17, 30].

While MIA are traditionally used as an auditing tool to quantify potential privacy leakage of AI models, we introduce in the present paper a novel perspective on this attack in line with the new AI regulation [21]. Concretely, we consider it as an auditing tool for detecting potential unauthorized data for training AI models, a concept we define as Membership Inference Test (MINT). The aim of MIA and MINT is to determine whether a specific data sample was used during the training phase of the target AI model. However, and although MIA and MINT approaches share the same objective, they diverge in their environmental conditions, leading to varying methodological approaches. In MIA, the model is trained assuming the role of an attacker who does not have access to the original model, but to a replica as similar as possible to it (shadow model) [33]. In MINT, we assume the role of an auditor who has direct access to the original model or partial information of it (e.g., intermediate activations). This paradigm moves from the attacker to the auditor point of view, allowing the development of MINT models under very different environmental conditions.

In this work, we concentrate on the challenging task of face recognition, considering the nature of facial biometrics as highly sensitive data. Although MIA and MINT tasks differ due to their distinct environmental conditions, they also share significant similarities, and methods in one domain could inspire advancements in the other as well. To the best of our knowledge, there is no literature on the application of MIA to face recognition. This gap in the state of the art is particularly crucial as MIA frequently deals with classification tasks, employing the network’s output vector to determine membership in the training data, like a form of ‘probability’ of belonging to each class [5, 17, 29, 32, 36]. However, due to the characteristics of facial recognition models, focused on recognition rather than classification, such a vector does not exist. The multiclass probability vector is traditionally replaced by an embedding feature vector representing individual characteristics in a learned space. Consequently, the methods and results diverge from what we typically see in the MIA state of the art [17].

The main contributions can be summarized as follows:

- We introduce MINT as a novel approach to detect data used during the training process of AI models from the auditor’s standpoint.
- We propose two novel MINT architectures: *i*) the Vanilla MINT model that is based on a Multilayer Perceptron (MLP) network, trained by applying max pooling to the activation maps of both training and non-training data samples, and *ii*) the Convolutional Neural Network (CNN) MINT model, trained using the entire activation

blocks of both training and non-training data samples.

- We provide an in-depth evaluation of the two proposed MINT models in the challenging face recognition task. In particular, we consider three state-of-the-art face recognition models in the analysis. Experiments are carried out using six publicly available databases, comprising over 22 million face images in total. Also, different experimental scenarios are considered depending on the context available of the face recognition models. The results achieved, up to 90% accuracy, demonstrate that the activations of the proposed MINT models can detect the data used for training the face recognition models, reducing the error of state of the art methods by over 55%.

The reminder of the paper is organized as follows: Sec. 2 provides a revision of state-of-the-art studies related to the scope of the paper. Sec. 3 describes the main concepts of the proposed MINT, and the specific details for the task considered, face recognition. The databases, face recognition models and experimental protocol is described in Sec. 4. Results are discussed in Sec. 5, whereas conclusions and future work are described in Sec. 6.

2. Related Works

First, it is important to remark that, to the best of our knowledge, the specific problem addressed in this paper has not been directly tackled in the current literature. Nevertheless, there are works and research directions that touch upon similar themes or are grounded in analogous principles, which we will briefly discuss in this section. Our work closely relates to three fundamental research directions: “Membership Inference Attacks (MIA)”, ‘Reconstructing Training Data from Neural Networks’, and ‘Data Tracing’. In the following, we provide concise explanations of these three primary research areas, with a special emphasis on MIA due to its significant similarity to our own research.

2.1. Membership Inference Attacks

Understanding the data used for training AI models presents a security concern that can potentially unveil sensitive or private information, encompassing areas such as shopping preferences, health records, and pictures, among many others. This foundational concept underpins the research presented here, which aims to extract such sensitive information through an adversarial approach, without access to the model or its training data, as providers are hesitant to disclose such data. The pioneering work by Shokri *et al.* [33] laid the groundwork for this line of research. In their approach, they used shadow models that emulate the functionality of the original model, despite having no direct access to it. Achieving this hinges on having knowledge of the architecture and training methodology of the original model, as well as limited samples from the original dataset and its

aggregate statistics. As a result, they crafted ‘shadow training sets’ mirroring the original dataset, subsequently training shadow models to mimic the original model. This approach offers complete control over the training and non-training data of these models. A binary classifier was trained to distinguish between data used for training and data left out on the shadow models. Images were passed through the network, and output embeddings from shadow models were used to train a simple binary classifier. The greater the number of shadow models, the better the results.

Other approaches emerged from this line of research, following the same principle, but instead of training a binary classifier, they relied on the value of specific metrics and thresholds. For example, [38] is based on whether the loss value of an input data is above a threshold or not, or [32, 34], which use the prediction value.

Another interesting approach was proposed by Nasr *et al.* [26]. Their work introduced the Black-box and White-box terminology into this context. Previous efforts primarily relied on the output of shadow models for classification, essentially the output embedding (Black-box). However, Nasr *et al.* proposed a White-box framework, granting them access to the activations, loss, and gradients. The authors demonstrated that access to the White-box information offers limited utility in distinguishing whether a sample was used for training or not. The best results were achieved using gradients [26]. Using activations does not yield promising results [6, 30]. In general, in the White-box context, the number of studies in the literature is limited, and with no significant results.

More recently, in [30], the authors delved into the challenges of MIA and the inherent difficulty of the task. Their primary finding was that the actual performance in the task is notably worse than the results observed in the state of the art. This is largely due to the insufficient evaluation methodology. Furthermore, they explored previously untapped White-box information involving gradients, although they were not able to significantly improve the performance.

2.2. Reconstructing Training Data from AI Models

The goal of MIA methods is to figure out the data used to train the AI model with some prior knowledge of the data. On the contrary, this line of research is purely done based on the network itself, without any prior knowledge of the data. Initial methods tried to find inputs that made intermediate neurons highly active. However, this often resulted in noisy data [9]. To tackle this problem, some approaches introduced prior knowledge or image generators [22] [40]. The drawback is that this can lead to adversarial examples [11]. The recent work by Haim *et al.* [14] represents a cutting-edge approach, showing very promising outcomes. These techniques can generate images resembling those used for training, offering insights into the utilized images, but they

can not guarantee if specific images were part of the training set or not. It is worth noting other similar approaches like model-inversion, which aims to find representatives of each output class [10], [39].

2.3. Data tracing

We can think of the earlier methods as ‘passive approaches’ that rely on an already trained model without interfering with it. In contrast, this research direction falls under the category of ‘active methods,’ where the training data is directly altered to influence the model. Data tracing involves changing the training data itself to identify if it was used during training. Several studies have tried to tackle this challenge, demonstrating that with smart changes in the training data, it’s feasible to detect its presence during inference [3, 35]. For instance, Radioactive Data [31] achieves this by inserting ‘radioactive marks’ into the training data to detect if a database has been used to train a model.

3. MINT: Proposed Approach

MINT is a Membership Inference Test for a neural network’s training data that aims to comply with current legislation, hence, assuming a certain level of collaboration from the owner of the model. The ultimate goal is to develop techniques for all data types (text, images, audio, etc.), taking into account every level of collaboration. This spans from scenarios where no data information is provided (unsupervised) or very little (semi-supervised), up to when sufficient information about the training data is granted (supervised). Simultaneously, it considers whether you have access to the entire model (white-box) or merely to the model’s output (black-box). Depending on the type of information and the level of collaboration, various methods will be developed, with the final objective of auditing all types of models. In this work, we will consider a broad range of scenarios, varying the quantity of data available for training the MINT model and contemplating both white-box and black-box settings.

In MINT, we assume the role of model auditors with access to the original model, or at least to partial information of it. This is a consistent scenario considering the context of our work’s application (adaptation to new legal frameworks and the development of new data protection tools). This is the primary distinction from MIA, as it obviates the need to train “shadow models” to simulate the original model’s behavior. Instead, with access to the original model, we can directly apply our techniques, which may yield different detection results for similar tasks.

3.1. Problem Statement and Key Terms

Let’s consider a Training Dataset (\mathcal{D}), an External Dataset (\mathcal{E}) and a collection of samples d ($d \in \mathcal{D} \cup \mathcal{E}$). We assume a learned model (M) that is trained for a specific task (text

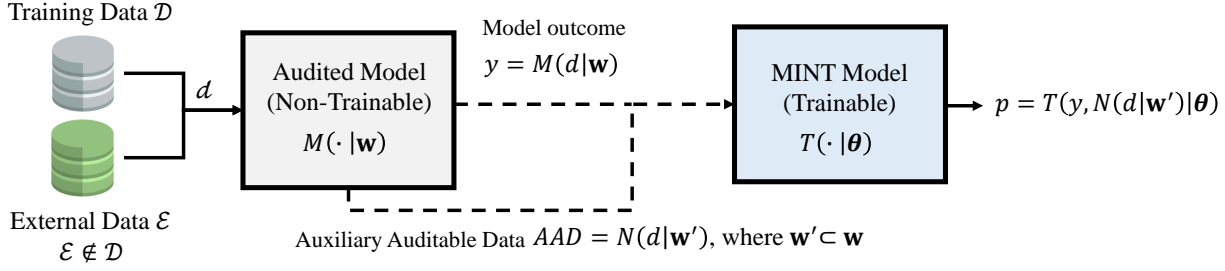


Figure 2. The Membership Inference Test (MINT) Model (T) is trained to predict if a specific data (d) was used during the training process of an Audited Artificial Intelligence Model (M) trained with a database (\mathcal{D}). The input of the MINT Model is Auxiliary Auditable Data (e.g., activations maps for data samples d) and/or the model outcome obtained from M .

generation, face recognition, etc.) using the dataset \mathcal{D} . For any input data record (d), the model (M) generates an outcome (y) based on d and a set of parameters (\mathbf{w}) learned during the training process, i.e., $y = M(d | \mathbf{w})$.

We hypothesize that an authorized auditor possesses access to model M , enabling the acquisition of information regarding how M processes data d . Alternatively, we may possess data detailing how M has processed data d , even in the absence of direct model access. This information comprises the generated outcome y ($y = M(d | \mathbf{w})$) and if possible also some intermediate results (e.g., activation maps of specific layers in a Neural Network). These intermediate outcomes ($N(d | \mathbf{w}')$) provide insights about a limited set of parameters \mathbf{w}' . We define these intermediate outcomes as Auxiliary Auditable Data (AAD). The auditor does not need the full description of the model M or the values of the complete set of parameters $\mathbf{w}' \subset \mathbf{w}$ to obtain the AAD.

The aim of the Membership Inference Test is to determine if a data d was used to train the model M . To this end, an authorised authority employs the Auxiliary Auditable Data and/or the outcome y to train an auditing model ($T(\cdot | \theta)$) able to predict if a data sample d belongs to the training data \mathcal{D} or External Data \mathcal{E} ($\mathcal{E} \notin \mathcal{D}$). MINT models exploit the memorization capacity of machine learning processes. The key elements of the MINT are defined below:

- Audited Model (M): a learned model defined by an architecture and a set of parameters \mathbf{w} .
- Training Data (\mathcal{D}): collection of data used to train M .
- External Data (\mathcal{E}): any data out of the collection (\mathcal{D}).
- Model Outcome ($y = M(d | \mathbf{w})$): final outcome of M that results from processing an input data d using the set of the parameters \mathbf{w} .
- Auxiliary Auditable Data ($AAD = N(d | \mathbf{w}')$): intermediate outcomes of M that results from processing an input data d using a subset \mathbf{w}' of the parameters \mathbf{w} . The model outcome can be seen as the case where $N(d | \mathbf{w}') = M(d | \mathbf{w})$.
- MINT Model (T): a model defined by an architecture and a set of parameters θ trained using Auxiliary Auditable

Data ($N(d | \mathbf{w}')$) and/or Model Outcomes ($M(d | \mathbf{w})$) of M obtained from the two subsets of samples \mathcal{D} and \mathcal{E} .

In Fig. 2, we can see the complete diagram of the system's operation.

3.2. MINT: Application to Face Recognition Models

In the previous Sec. 3.1, we introduced the general concepts of the MINT proposal, which is functional for any type of Audited Model M . Now, we will detail the various components of the proposal for the facial recognition use case.

The data in this case will be images, particularly facial images. On one side, you have the Training Data \mathcal{D} , and on the other side, the External Data \mathcal{E} .

- \mathcal{D} is the facial database with which the Audited Model M has been trained.
- \mathcal{E} consists of images from external facial databases. We could add images unrelated to faces in \mathcal{E} . However, we added images with similar characteristics to \mathcal{D} in order to avoid overfitting to specific facial features (i.e., the MINT detector could learn face detection tasks instead of training data detection tasks). It is crucial that these images do not overlap with those in \mathcal{D} ($\mathcal{E} \notin \mathcal{D}$), as this could lead to confusion in our system.

The audited model M is a facial recognition model primarily composed of convolutional layers. These models are trained in such a way that they learn a feature space where faces of the same person are located close together, while faces of different individuals are separated. The output of this model is not a classification vector but rather a feature embedding of the input face, within the learned feature space.

The Auxiliary Auditable Data ($N(d | \mathbf{w}')$) consists of intermediate outputs of the network using a subset \mathbf{w}' of the parameters \mathbf{w} . In this case, the Audited Model M is a facial recognition model, which primarily consists of convolutional layers. These intermediate outputs, therefore, comprise the activation maps generated when a face image is propagated through the network during the feedforward process. The Model Outcome (y) is the output of the entire

facial recognition model when a face is input. As we previously explained, this will be an embedding representing that face in the multidimensional space learned by the network.

3.3. Proposed MINT Models

The architecture of the MINT Model T can vary significantly based on the type of information being used. First, let's grasp the format of the Auxiliary Auditable Data and the Model Outcome. In this work, the format of activations as they pass through convolutional layers is a resolution of $H \times W$, which is influenced by padding and filter size of the convolutional layers but generally smaller than the input. It also has a number of channels, C , corresponding to the number of filters in that layer, which generally increases with deeper layers. On the other hand, the Model Outcome is simply a vector of size L , where L is the number of dimensions/features in the learned multidimensional space. We propose two MINT Models:

- **Vanilla MINT Model:** We propose a Multilayer Perceptron network to capture the training patterns within the vectorized information of the audited model (M). When it comes to the output embedding, it's already a vector of size L that can be analyzed by this network. For intermediate activations to be analyzed (e.g., convolutional layers), they need to be transformed into a vector. Based on existing literature [9, 27], data used for training maximizes the activations of intermediate neurons. Therefore, it seems reasonable to use the maximum value for each channel, obtaining C values for each group of activations. This way, we transform the activations from $H \times W \times C$ into a vector of size C , which can be analyzed by a Multilayer Perceptron. If the owner of the model provides access to this information, activations and embeddings can be analyzed together or separately, depending on what yields better results.
- **Convolutional Neural Network MINT Model:** We propose a CNN to capture the training patterns in the activation maps obtained from the convolutional layers of the audited model (M). While taking the maximum activations of each channel for MINT isn't necessarily incorrect, it's a somewhat simplistic option because it involves discarding a significant amount of information. Analyzing the activations themselves with a CNN could be a more information-rich approach, potentially leading to better results. In Fig. 3, we have specific details of this implementation. Using the AAD with dimensions $H \times W \times C$ extracted from model M , we train a CNN with an architecture specifically designed for this input format.

4. Experimental Framework

We first introduce the recognition models and facial databases used in this work. Then, we will present our ex-

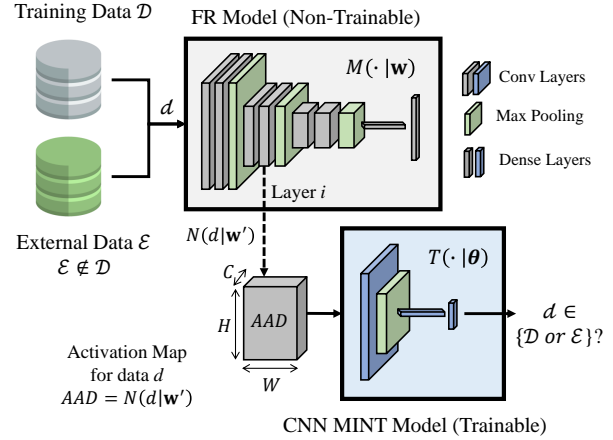


Figure 3. Learning framework of the CNN MINT Model trained with the Auxiliary Auditable Data obtained from the Convolutional Layer i .

perimental protocol.

4.1. Face Recognition Data and Models

In our experiments we employed three popular face recognition models from the InsiqthFace project [18]. The models used (M in Fig. 2) are:

1. A ResNet-100 network [15], trained on the MS1Mv3 database [13] with ArcFace loss function [7]. MS1Mv3 database comprise 5.2M images (\mathcal{D} in Fig. 2) from 91K identities.
2. A ResNet-100 network, trained on the Glint360K database (\mathcal{D}) [1] with CosFace loss function [37]. Glint360K database comprise 17M images from 360K identities.
3. A partial fully-connected ResNet-100 network [2], trained on the Glint360K database (\mathcal{D}) with CosFace loss function.

We included the IJB-C [24] (3.5K identities and 31K face images), Fddb [19] (5.2K face images), GANDiff-Face [25] (10K identities and 500K face images), and Adience [8] (2.2K identities 26.5K face images) databases as external Data (\mathcal{E}) to train and test the MINT model T .

4.2. Experimental Protocol

To create a suitable experimental protocol, it's essential to contemplate various strategies for both the Training Data \mathcal{D} and the External Data \mathcal{E} . Below, we elaborate on the diverse factors considered in this study to establish an equitable experimental protocol:

1. There is no identity overlap between Train and Evaluation, ensuring that performance is not influenced by identity recognition but rather by the primary task of recognizing training and non-training data.

2. In our system, we have used 4 different databases as External Data \mathcal{E} . Three of them (IJB-C, FDDB and GAN-DiffFace) were used to extract samples for training the MINT Model, while the fourth (Adience) one was employed for evaluation.
3. In the evaluation, there is an equal number of samples for each class (the same from \mathcal{D} and \mathcal{E}). Since the Adience database E used for evaluation has 26.5K images, we took the same number of images from D , leaving the rest of the D database available for training. We randomly selected these 26.5K images from the D database of different users from those left for training, following the previous explanation. The \mathcal{E} data in the evaluation comes from a different database than the ones used in training, which also ensures there is no overlap of identities or common characteristics between the External images. For further details refer to Sec. 5.

4.2.1 Data Pre-processing

The first step we took was to apply the same face detector to the images from all the databases. The Face Detector we used can be found in the InsightFace project [18], and it's the SCRFD Detector [12]. This Face Detector is the same one used in the training of the models we employed in this study. With this Face Detector, we extracted faces from the images, cropped and aligned them, and then resized them to 112×112 . This ensures that all the images consist of a face in the center of the image, with the same orientation and resolution. This way, we establish similar conditions for all the images.

4.2.2 Auxiliary Auditable Data y Model Outcome

Once the data is preprocessed, we proceed with the feedforward pass through the facial recognition network. We feed the face images from datasets \mathcal{D} and \mathcal{E} into the network M and extract the Auxiliary Auditable Data and the Model Outcome. For the Model Outcome, we simply retrieve the facial output embedding. The Auxiliary Auditable Data is derived from intermediate outputs of the model. Therefore, we must determine the depth within the model to obtain this Auxiliary Auditable Data. In this case, the three facial recognition models employed utilize the ResNet100 architecture as proposed by Hat *et al.* [15]. This architecture comprises four primary layers, each consisting of the designated Building Blocks. In this study, we collected the output of the final convolutional layer in the last Building Block of each of the four primary layers, resulting in four distinct Auxiliary Auditable Data groups.

4.2.3 MINT Models Training

With the previously obtained Auxiliary Auditable Data and Model Outcome, we propose two MINT models. Depending on how we handle the acquired information, we propose two architectures (Sec. 3.3): a Vanilla (Multilayer Perceptron) model and a Convolutional Neural Network (CNN) model. The CNN utilizes the activations of the convolutional blocks of M as-is, while the Vanilla model, as previously explained, applies max pooling per channel to convert the activations of the convolutional blocks into a vector that can be processed by the Multilayer Perceptron.

The specific architecture of the Vanilla model used is as follows: it consists of a dense layer with 128 neurons, ReLU activation, and an L1 regularizer with a value of 0.1. This is followed by a batch normalization layer, a dropout layer with a value of 0.5, and finally, the output layer with 1 neuron and sigmoid activation. The training algorithm consists of Adam optimizer with default settings, training for 20 epochs with batches of 128 samples, each with an equal number of samples per class. Binary cross-entropy is employed as the loss function.

The CNN architecture consists of a convolutional layer with 64 filters, each of dimension C , and ReLU activation. The architecture is completed by a max-pooling layer and, finally, a fully connected layer with C neurons, ReLU activation, and a dropout of 0.5 followed by the output layer with 1 neuron and sigmoid activation. The training algorithm consists again of Adam optimizer with default settings, training for 30 epochs with batches of 128 samples, each with an equal number of samples per class. Binary cross-entropy as the loss function.

5. Experiments and Results

With all the intricate details of our work elucidated, we now proceed to present the results. We will showcase the accuracy results in the evaluation of our MINT model. As it involves binary classification between D and E and employs a balanced evaluation, the baseline accuracy stands at 50%, as previously expounded in Sec. 4.2. Additionally, it's imperative to recall that all results are derived from samples in \mathcal{E} that do not belong to any of the databases used in training the MINT Model, as elucidated in Sec. 4.2.

Before proceeding, let's discuss the nomenclature used in the tables:

- *FR Model (M in Fig. 2)*: These are the facial recognition models presented in Section Sec. 4.1. The number corresponds to the one specified in that section.
- *Model Outcome*: Refers to the output embedding of the facial recognition model Sec. 3.2.
- *Conv Layer X* : Represents the AAD obtained from each of the four primary layers, as explained in Sec. 4.2.2

Auditable Data	FR MODEL 1	FR MODEL 2	FR MODEL 3
Conv Layer #1	0.77	0.80	0.78
Conv Layer #2	0.74	0.68	0.68
Conv Layer #3	0.68	0.59	0.62
Conv Layer #4	0.69	0.76	0.75
Model Outcome	0.75	0.78	0.76
All Conv Layers	0.84	0.84	0.81

Table 1. Classification accuracy for the various AAD and Model Outcome using the Vanilla MINT Model. MINT model trained with 100K samples (1% of the total FR Model training set for FR Model 1 and 0.3% for FR Model 2 and 3).

- *Combination*: Indicates the concatenation of the AAD obtained from the four primary layers.
- *Training Data*: Represents three possible scenarios based on the amount of data available for training our MINT Model T . The first scenario (high) assumes a significant amount of data, with 50,000 data \mathcal{D} and 50,000 external data \mathcal{E} . In the medium scenario, there are 25,000 data samples each for \mathcal{D} and \mathcal{E} . The low scenario considers only 500 data samples for both \mathcal{D} and \mathcal{E} . To put these figures in context, 50,000 data samples from \mathcal{D} represent only 1% of the MS1Mv3 database used for training and 0.3% of Glint360k.

5.1. Results

In this section, we will explain the results of the MINT models detailed in Sec. 4.2.3. In Tab. 1, you can see the classification accuracy values for the 3 FR models using different information to train the Vanilla MINT Model T (AAD and the Model Outcome). All of this is done under a scenario of high data available for training. In these results, we can observe a superiority in accuracy when combining all the AAD information (obtained from the intermediate layers). Highlight that in FR Model 1, Conv Layer #2 yields the best results after Conv Layer #1, while in FR Model 2 and 3, Conv Layer #4 follows with better accuracy. This might be attributed to the fact that ResNet architectures are based on *Skip Connections*, allowing information to traverse through the network from first layers to the last ones [16].

In Tab. 2, we can observe the classification accuracy when we vary the data available to train the Vanilla MINT model for the best Auditable Data possible (all Conv Layers). Naturally, accuracy decreases when we reduce the number of training samples, demonstrating that the patterns to be learned are not trivial. A noteworthy result is that in the medium scenario, accuracy decreases very slightly. It depends on the model; in this case, for FR Model 1, it does not decrease, and for FR Model 2 and 3, it decreases by only 2%. Another interesting result is what occurs in the low scenario. For FR Model 1, performance decreases by 18%. However, for FR Model 2 and FR Model 3, it decreases by

Training Data	FR Model 1	FR Model 2	FR Model 3
100K	0.84	0.84	0.81
50K	0.84	0.82	0.79
1K	0.66	0.76	0.75

Table 2. Classification accuracy for the Vanilla MINT Model (all Conv Layers as Auditable Data) in the various data provided scenarios discussed for the three face recognition models.

Auditable Data	FR Model 1	FR Model 2	FR Model 3
Conv Layer #1	0.86	0.89	0.90
Conv Layer #2	0.85	0.86	0.86
Conv Layer #3	0.83	0.75	0.76
Conv Layer #4	0.73	0.74	0.73

Table 3. Classification accuracy for the various AAD using the CNN MINT model. MINT model trained with 100K samples (1% of the total FR Model training set for FR Model 1 and 0.3% for FR Model 2 and 3).

only 8% and 6%, respectively. From these results, we can infer that depending on the model M (its training, architecture, loss function, etc.), it may be possible to develop our MINT Model T with more or less training data.

In Tab. 3, we can observe the different classification accuracy values for the 3 FR Models using the different information available to train the CNN MINT Model T under a scenario high data available for training. Here, the CNN was trained using the full activation blocks of each convolutional layer. In this case, just like before, the best results are achieved with Conv Layer #1 (i.e., the layer closest to the image domain), progressively decreasing as the layer gets closer to the end of the network (i.e., the later closest to the output domain). It is important to note that, due to the different sizes of activation maps in the different layers ($H \times W$ depends on the depth at which you take the activation map), combining this AAD would require a specific architecture or preprocessing, which we will not address in this paper.

In Tab. 4, we can observe the impact of varying the number of available data used to train the model CNN MINT Model T for the best Auditable Data possible (Conv Layer #1). What we can see is that for FR Model 1, a scenario with limited data provided for training the MINT Model can negatively affect our results. However, for the other two FR Models, it has no effect on accuracy, achieving consistently high accuracy values. This may indicate that depending on the model, having a large amount of data \mathcal{D} may not be necessary.

5.2. Discussion and Limitations

To conclude and attempt to relate this work to the state of the art, we present Tab. 5. As mentioned earlier, to the best

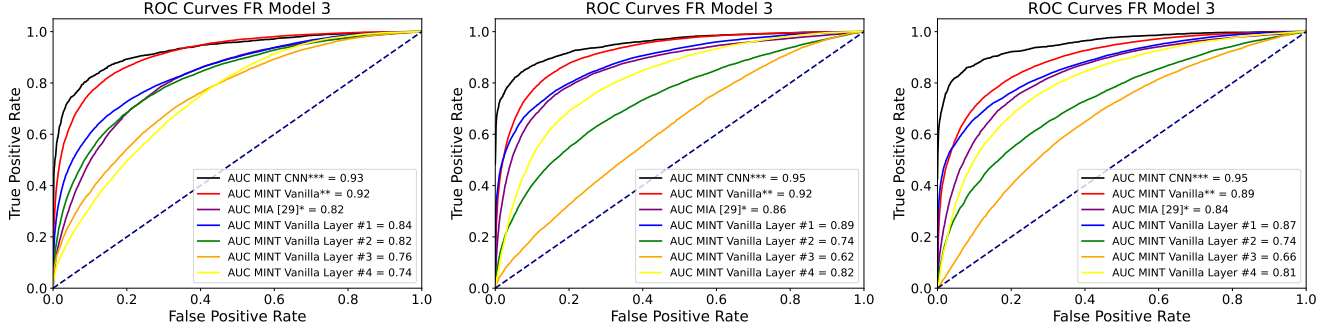


Figure 4. ROC curves obtained of the different MINT approaches for the FR Model 1 (left), FR Model 2 (center), and FR Model 3 (right). *We have adapted the MIA approach used in [30] using the FR Model outcome. Note that we used the original model instead of shadow models. **We used the Vanilla MINT model based on the combination of all convolutional layers. ***We used the CNN MINT Model trained with the Conv Layer #1.

Training Data	FR Model 1	FR Model 2	FR Model 3
100K	0.86	0.89	0.90
50K	0.85	0.89	0.87
1K	0.73	0.87	0.87

Table 4. Classification accuracy for the CNN MINT Model (Conv Layer #1 as Auditable Data) in the various data provided scenarios discussed for the three face recognition models.

Method	FR Model 1	FR Model 2	FR Model 3
MIA [30]*	0.75	0.78	0.76
MINT Vanilla**	0.84	0.84	0.81
MINT CNN***	0.86	0.89	0.90

Table 5. Classification accuracy comparison between MIA and the two MINT approaches proposed in this work. *We have adapted the MIA approach used in [30] using the FR Model outcome. Note that we used the original model instead of shadow models. **We used the Vanilla MINT model based on the combination of all convolutional layers. ***We used the CNN MINT Model trained with the Conv Layer #1.

of our knowledge, there are no existing state of the art works specifically addressing the detection of data used for training in a facial recognition model. Therefore, making direct comparisons with other works is not possible. However, most works in MIA often use the classification output vector of the network [32–34, 38], or the output from layers just before this output [26, 30]. These approaches are somewhat analogous to our Model Outcome (the Model Outcome of a FR Model is similar to the layers just before the output vector in a classification model), and thus, we use them as a reference for interpreting the state of the art, despite the environmental differences between MIA and MINT.

Subsequently, in Tab. 5, we compare these MIA results

with the best results obtained in this work. As observed, the methods proposed in this study significantly outperform what could be considered the state of the art in Facial Recognition (FR), surpassing it for all three FR Models by more than 10%. Additionally, it is crucial to note that the results from the CNN MINT Model suggest even higher performance if we were to combine information from all convolutional layers. As a drawback, in comparison with MIA, the CNN MINT Model requires access to the activation maps of the Face Recognition Model. This access is not direct and requires collaboration of the owner of the models. Finally, in Fig. 4, we provide a comparison of the ROC curves for the three methods outlined in the table, along with the results for the Vanilla network with the Conv Layers information. An important leap is evident between MIA (purple curve) and our best result using the CNN MINT Model (black curve), which we have also observed reflected in Tab. 5. One of the main criticisms in [4, 30] is that the evaluation protocol and metrics used in MIA approaches are not suitable, and the values presented in previous works suffer from a high FPR. In these curves, we can see that this is not the case in our study, and that the evaluation protocol and metrics presented are balanced.

6. Conclusions

This paper has presented the Membership Inference Test (MINT), a novel approach to empirically assess whether specific data has been used in the training of Artificial Intelligence (AI) models from the auditor’s standpoint. Our research introduces two innovative architectures for modeling activation patterns: one based on Multilayer Perceptron (MLP) networks and the other on Convolutional Neural Networks (CNNs). These models have been rigorously evaluated in the context of face recognition, using three state-of-the-art face recognition models and six publicly available databases comprising over 22 million face images.

Our findings demonstrate that the MINT approach can achieve up to 90% accuracy in identifying whether a particular AI model has been trained with specific data. This is a significant advancement, especially considering the increasing demands for transparency and accountability in the use of AI technologies.

Acknowledgement

This work has been supported by projects HumanCAIC (TED2021-131787B-I00 MICINN) and Cátedra ENIA UAM-VERIDAS en IA Responsable (NextGenerationEU PRTR TSI-100927-2023-2). The work of D. deAlcala is supported by a FPU Fellowship (FPU21/05785) from the Spanish MIU. A. Morales is supported by the Madrid Government (Comunidad de Madrid-Spain) under the Multiannual Agreement with Universidad Autónoma de Madrid in the line of Excellence for the University Teaching Staff in the context of the V PRICIT (Regional Programme of Research and Technological Innovation).

References

- [1] Xiang An, Xuhan Zhu, Yuan Gao, Yang Xiao, Yongle Zhao, Ziyong Feng, Lan Wu, Bin Qin, Ming Zhang, Debing Zhang, et al. Partial fc: Training 10 million identities on a single machine. In *Proceedings of the IEEE/CVF International Conference on Computer Vision*, pages 1445–1449, 2021. 5
- [2] Xiang An, Jiankang Deng, Jia Guo, Ziyong Feng, Xuhan Zhu, Yang Jing, and Liu Tongliang. Killing two birds with one stone: Efficient and robust training of face recognition cnns by partial fc. In *Proceedings of the IEEE/CVF Conference on Computer Vision and Pattern Recognition*, 2022. 5
- [3] Battista Biggio, Blaine Nelson, and Pavel Laskov. Poisoning attacks against support vector machines. In *Proceedings of the International Conference on International Conference on Machine Learning*, pages 1467–1474, 2012. 3
- [4] Nicholas Carlini, Steve Chien, Milad Nasr, Shuang Song, Andreas Terzis, and Florian Tramèr. Membership inference attacks from first principles. In *Proceedings of the IEEE Symposium on Security and Privacy*, pages 1897–1914. IEEE, 2022. 1, 8
- [5] Christopher A Choquette-Choo, Florian Tramèr, Nicholas Carlini, and Nicolas Papernot. Label-only membership inference attacks. In *Proceedings of the International conference on machine learning*, pages 1964–1974. PMLR, 2021. 2
- [6] Ana-Maria Cretu, Daniel Jones, Yves-Alexandre de Montjoye, and Shruti Tople. Re-aligning shadow models can improve white-box membership inference attacks. *arXiv preprint arXiv:2306.05093*, 2023. 3
- [7] Jiankang Deng, Jia Guo, Niannan Xue, and Stefanos Zafeiriou. Arcface: Additive Angular Margin Loss for Deep Face Recognition. In *Proceedings of the IEEE/CVF Conference on Computer Vision and Pattern Recognition*, 2019. 5
- [8] Eran Eidinger, Roei Enbar, and Tal Hassner. Age and gender estimation of unfiltered faces. *IEEE Transactions on Information Forensics and Security*, 9(12):2170–2179, 2014. 5
- [9] Dumitru Erhan, Yoshua Bengio, Aaron Courville, and Pascal Vincent. Visualizing higher-layer features of a deep network. *University of Montreal*, 1341(3):1, 2009. 3, 5
- [10] Matt Fredrikson, Somesh Jha, and Thomas Ristenpart. Model inversion attacks that exploit confidence information and basic countermeasures. In *Proceedings of the ACM SIGSAC Conference on Computer and Communications Security*, pages 1322–1333, 2015. 3
- [11] Ian J Goodfellow, Jonathon Shlens, and Christian Szegedy. Explaining and harnessing adversarial examples. *stat*, 1050: 20, 2015. 3
- [12] Jia Guo, Jiankang Deng, Alexandros Lattas, and Stefanos Zafeiriou. Sample and computation redistribution for efficient face detection. In *Proceedings of the International Conference on Learning Representations*, 2021. 6
- [13] Yandong Guo, Lei Zhang, Yuxiao Hu, Xiaodong He, and Jianfeng Gao. Ms-celeb-1m: A dataset and benchmark for large-scale face recognition. In *Proceedings of the European Conference on Computer Vision*, pages 87–102. Springer, 2016. 5
- [14] Niv Haim, Gal Vardi, Gilad Yehudai, Ohad Shamir, and Michal Irani. Reconstructing training data from trained neural networks. *Advances in Neural Information Processing Systems*, 35:22911–22924, 2022. 3
- [15] Dongyoon Han, Jiwhan Kim, and Junmo Kim. Deep pyramidal residual networks. In *Proceedings of the IEEE/CVF Conference on Computer Vision and Pattern Recognition*, pages 5927–5935, 2017. 5, 6
- [16] Kaiming He, Xiangyu Zhang, Shaoqing Ren, and Jian Sun. Deep residual learning for image recognition. In *Proceedings of the IEEE conference on computer vision and pattern recognition*, pages 770–778, 2016. 7
- [17] Hongsheng Hu, Zoran Salcic, Lichao Sun, Gillian Dobbie, Philip S Yu, and Xuyun Zhang. Membership inference attacks on machine learning: A survey. *ACM Computing Surveys*, 54(11s):1–37, 2022. 2
- [18] InsightFace Team. Insightface models (available at <https://insightface.ai/>), 2023. 5, 6
- [19] Vidit Jain and Erik Learned-Miller. Fddb: A benchmark for face detection in unconstrained settings. Technical report, UMass Amherst technical report, 2010. 5
- [20] Klas Leino and Matt Fredrikson. Stolen memories: Leveraging model memorization for calibrated {White-Box} membership inference. In *Proceedings of the USENIX security symposium*, pages 1605–1622, 2020. 1
- [21] Tambiama Madiaga. Artificial intelligence act. *European Parliament: European Parliamentary Research Service*, PE 698.792 (Updated June 2023), 2023. 1, 2
- [22] Aravindh Mahendran and Andrea Vedaldi. Understanding deep image representations by inverting them. In *Proceedings of the IEEE/CVF Conference on Computer Vision and Pattern Recognition*, pages 5188–5196, 2015. 3
- [23] Karl Manheim and Lyric Kaplan. Artificial intelligence: Risks to privacy and democracy. *Yale JL & Tech.*, 21:106, 2019. 1

- [24] Brianna Maze, Jocelyn Adams, James A. Duncan, Nathan Kalka, Tim Miller, Charles Otto, Anil K. Jain, W. Tyler Niggel, Janet Anderson, Jordan Cheney, and Patrick Grother. Iarpa janus benchmark - c: Face dataset and protocol. In *Proceedings of the International Conference on Biometrics*, pages 158–165, 2018. 5
- [25] Pietro Melzi, Christian Rathgeb, Ruben Tolosana, Ruben Vera-Rodriguez, Dominik Lawatsch, Florian Domin, and Maxim Schaubert. Gandifface: Controllable generation of synthetic datasets for face recognition with realistic variations. In *Proceedings of the IEEE/CVF International Conference on Computer Vision Workshops*, 2023. 5
- [26] Milad Nasr, Reza Shokri, and Amir Houmansadr. Comprehensive privacy analysis of deep learning: Passive and active white-box inference attacks against centralized and federated learning. In *Proceedings of the IEEE Symposium on Security and Privacy*, pages 739–753. IEEE, 2019. 3, 8
- [27] Chris Olah, Nick Cammarata, Ludwig Schubert, Gabriel Goh, Michael Petrov, and Shan Carter. Zoom in: An introduction to circuits. *Distill*, 5(3):e00024–001, 2020. 5
- [28] Alejandro Peña, Ignacio Serna, Aythami Morales, Julian Fierrez, Alfonso Ortega, Ainhua Herrarte, Manuel Alcantara, and Javier Ortega-Garcia. Human-centric multimodal machine learning: Recent advances and testbed on ai-based recruitment. *SN Computer Science*, 4(5):434, 2023. 1
- [29] Apostolos Pyrgelis, Carmela Troncoso, and Emiliano De Cristofaro. Knock knock, who’s there? membership inference on aggregate location data. In *Proceedings of the Network and Distributed Systems Security Symposium*, 2018. 2
- [30] Shahbaz Rezaei and Xin Liu. On the difficulty of membership inference attacks. In *Proceedings of the IEEE/CVF Conference on Computer Vision and Pattern Recognition*, pages 7892–7900, 2021. 2, 3, 8
- [31] Alexandre Sablayrolles, Matthijs Douze, Cordelia Schmid, and Herve Jegou. Radioactive data: tracing through training. In *Proceedings of the International Conference on Machine Learning*, pages 8326–8335. PMLR, 2020. 3
- [32] Ahmed Salem, Yang Zhang, Mathias Humbert, Pascal Berrang, Mario Fritz, and Michael Backes. MI-leaks: Model and data independent membership inference attacks and defenses on machine learning models. In *Proceedings of the Annual Network and Distributed System Security Symposium*, 2018. 1, 2, 3, 8
- [33] Reza Shokri, Marco Stronati, Congzheng Song, and Vitaly Shmatikov. Membership inference attacks against machine learning models. In *Proceedings of IEEE Symposium on Security and Privacy*, pages 3–18, 2017. 1, 2
- [34] Liwei Song and Prateek Mittal. Systematic evaluation of privacy risks of machine learning models. In *Proceedings of the USENIX Security Symposium*, pages 2615–2632, 2021. 3, 8
- [35] Jacob Steinhardt, Pang Wei W Koh, and Percy S Liang. Certified defenses for data poisoning attacks. *Advances in neural information processing systems*, 30, 2017. 3
- [36] Stacey Truex, Ling Liu, Mehmet Emre Gursoy, Lei Yu, and Wenqi Wei. Demystifying membership inference attacks in machine learning as a service. *IEEE Transactions on Services Computing*, 14(6):2073–2089, 2019. 2
- [37] Hao Wang, Yitong Wang, Zheng Zhou, Xing Ji, Dihong Gong, Jingchao Zhou, Zhifeng Li, and Wei Liu. Cosface: Large margin cosine loss for deep face recognition. In *Proceedings of the IEEE/CVF Conference on Computer Vision and Pattern Recognition*, pages 5265–5274, 2018. 5
- [38] Samuel Yeom, Irene Giacomelli, Matt Fredrikson, and Somesh Jha. Privacy risk in machine learning: Analyzing the connection to overfitting. In *Proceedings of the IEEE Computer Security Foundations Symposium*, pages 268–282. IEEE, 2018. 3, 8
- [39] Hongxu Yin, Pavlo Molchanov, Jose M Alvarez, Zhizhong Li, Arun Mallya, Derek Hoiem, Niraj K Jha, and Jan Kautz. Dreaming to distill: Data-free knowledge transfer via deep-inversion. In *Proceedings of the IEEE/CVF Conference on Computer Vision and Pattern Recognition*, pages 8715–8724, 2020. 3
- [40] Jason Yosinski, Jeff Clune, Anh Nguyen, Thomas Fuchs, and Hod Lipson. Understanding neural networks through deep visualization. *arXiv preprint arXiv:1506.06579*, 2015. 3