

RanDumb: A Simple Approach that Questions the Efficacy of Continual Representation Learning

Ameya Prabhu^{1*} Shiven Sinha^{2*} Ponnurangam Kumaraguru² Philip H.S. Torr¹
 Ozan Sener³⁺ Puneet K. Dokania¹⁺
¹University of Oxford ²IIT-Hyderabad ³Apple

Abstract

We propose *RanDumb* to examine the efficacy of continual representation learning. *RanDumb* embeds raw pixels using a fixed random transform which approximates an RBF-Kernel, initialized before seeing any data, and learns a simple linear classifier on top. We present a surprising and consistent finding: *RanDumb* significantly outperforms the continually learned representations using deep networks across numerous continual learning benchmarks, demonstrating the poor performance of representation learning in these scenarios. *RanDumb* stores no exemplars and performs a single pass over the data, processing one sample at a time. It complements *GDumb* [39], operating in a low-exemplar regime where *GDumb* has especially poor performance. We reach the same consistent conclusions when *RanDumb* is extended to scenarios with pretrained models replacing the random transform with pretrained feature extractor. Our investigation is both surprising and alarming as it questions our understanding of how to effectively design and train models that require efficient continual representation learning, and necessitates a principled reinvestigation of the widely explored problem formulation itself. Our code is available [here](#).

1. Introduction

Continual learning is a specialized form of supervised learning, characterized by sequentially arriving tasks, coupled with additional computational and memory constraints [24, 27, 39, 44, 49] (see Verwimp et al. [51] for a survey of applications). A notable implication of this setup is the inherent performance gap between continual learning and traditional supervised learning. To elucidate this further, let us consider the achievable risk under continual learning given a dataset \mathcal{D} :

$$\mathcal{R}_{\text{CL}}(\mathcal{D}) \geq R_{\text{Joint}}(\mathcal{D}) + E_{\text{CL}}(\mathcal{D}) \quad (1)$$

*authors contributed equally, + equal advising

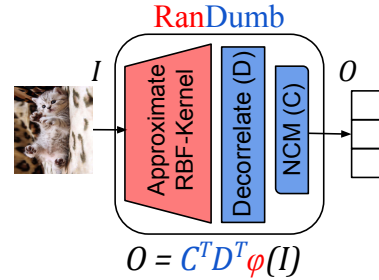


Figure 1. **Mechanism of RanDumb.** Project raw pixels to a high dimensional space using random fourier projections (φ), then decorrelate the features using Mahalanobis distance [31] and classify with the nearest class mean. The online update only involves updating a single covariance matrix and class-means.

Here, R_{Joint} denotes the risk achievable with supervised learning without any constraints, while E_{CL} represents the gap arising from transitioning from fully supervised learning to continual learning which imposes additional constraints such as: resource-constraint (e.g., single-epoch), distribution shift, and predefined task ordering with limited access to data. Because of these additional constraints imposed by continual learning, the risk is non-decreasing and E_{CL} is non-negative. Minimizing E_{CL} has been the primary focus of the continual learning literature [16, 29, 37, 41].

In this work, we discover that the fundamental aspect of *continual representation learning (CRL)* is often overlooked in the continual learning literature, as most methods merge continual classifier and representation learning. We dissect these two aspects and study the effect of representation learning on E_{CL} . The central question of our work is trying to answer:

Are current continual learning setups overly constrained for effective continual representation learning?

Specifically, consider a continual representation learning algorithm CRL which learns a representation from the continual dataset \mathcal{D} . Is this representation better than a random (ie. non-learned) representation *RandRep*? More formally, is the following quantity positive or negative?

$$\text{RepGain}(\mathcal{D}) = E_{\text{CL}}(\mathcal{D}, \text{RandRep}) - E_{\text{CL}}(\mathcal{D}, \text{CRL}(\mathcal{D}))$$

Table 1. **Online Continual Learning.** Performance comparison of RanDumb on the PEC setup [59] and VAE-GC [50]. Setup and numbers borrowed from PEC [59]. RanDumb outperforms the best exemplar-free OCL method. Comparing representation learning with no representation learning, a fixed, random function outperforms training a deep network continually, i.e. $RepGain(\mathcal{D}) < 0$. Furthermore, RanDumb nearly matches performance of one-pass joint, demonstrating the inefficacy of current benchmarks.

Method	MNIST	CIFAR10	CIFAR100	m-ImNet
Comparison with Best Method				
Best (PEC)	92.3	58.9	26.5	14.9
RanDumb (Ours)	98.3	55.6	28.6	17.7
Improvement	+6.0	-3.3	+2.1	+2.8
Only Ablating Representation Learning: Random v/s Deep Embedding				
VAE-GC	84.0	42.7	19.7	12.1
RanDumb (Ours)	98.3	55.6	28.6	17.7
Error (E_{CRL})	+14.3	+12.9	+8.9	+5.6
Scope of Improvement				
Joint (One Pass)	98.3	74.2	33.0	25.3
RanDumb (Ours)	98.3	55.6	28.6	17.7
Gap Covered. (%)	100%	75%	87%	70%

Here, the random representation functions are defined at initialization *without seeing any data or using domain-specific priors*. Note that one expects the impact of continual representation learning ($RepGain(\mathcal{D})$) to be positive, as continual representation learning approaches should improve performance over even the best random representation.

Our primary contribution is empirically demonstrating that currently $RepGain(\mathcal{D}) < 0$, i.e. there exists random representations which outperform state-of-the-art representations learned by continual learning algorithms using deep networks. We show this by introducing a straightforward baseline, which we name RanDumb, standing for Random representation function and a Dumb linear classifier. Despite replacing the deep embedder with a random function, we see from Table 1 (top) that RanDumb outperforms the current state-of-the-art methods being exemplar-free over challenging large task scenarios given in [59]. We extend the large task scenario to methods with pretrained feature extractors [64]. In RanDumb, we replace our random projection with the pretrained feature extractor here, simply learning a linear classifier. We show results in Table 2 (top), showing that RanDumb outperforms the best methods in this scenario as well.

1.1. RanDumb: Construction and Performance

Mechanism. Our mechanism is illustrated in Figure 1. RanDumb first projects input pixels into a high-dimensional space using a fixed kernel based on random Fourier basis, which is a low-rank data-independent approximation of the RBF Kernel [42]. Then, we use a simple linear classifier which first normalizes distances across different feature dimensions (anisotropy) with Mahalanobis distance [31] and then uses nearest class means for classification [33]. In scenarios with pretrained feature extractors, we use the fixed pretrained model as embedder and learn a linear classifier

Table 2. **Offline Continual Learning.** Performance comparison with ImageNet21K ViT-B16 model using 2 init classes and 1 new class per task. RanDumb here assumes the features as input pixels. SLCA [62] and RanPAC [30] results reproduced from original codebase. Comparing representation learning with no representation learning, a fixed, pretrained feature extractor outperforms further finetuning a deep network continually, i.e. $RepGain(\mathcal{D}) < 0$. RanDumb nearly matches performance of joint, demonstrating the inefficacy of current benchmarks. *here representation learning collapses, accuracy reported without PETL. +here representation learning and random projection both collapse, reporting last stable accuracy.

Method	CIFAR	IN-A	IN-R	CUB	OB	VTAB	Cars
Comparison with Best Method							
Best (RanPAC)	89.6	26.8 ⁺	67.3	87.2 ⁺	77.9*	88.2 ⁺	53.7*
RanDumb (Ours)	86.8	42.2	64.9	88.5	75.3	92.3	69.1
Improvement	-2.9	+15.4	-2.4	+1.3	-2.6	+3.7	+15.4
Only Ablating Representation Learning: No Finetuning v/s Full Finetuning							
SLCA	86.8	-	54.2	82.1	-	-	18.2
RanDumb (Ours)	86.8	42.2	64.9	88.5	75.3	92.3	69.1
Improvement	+0.0	-	+10.7	+6.4	-	-	+50.9
Scope of Improvement							
Joint	93.8	70.8	86.6	91.1	83.8	95.5	86.9
RanDumb (Ours)	86.8	42.2	64.9	88.5	75.3	92.3	69.1
Gap Covered. (%)	93%	60%	75%	97%	92%	97%	80%

over it, similar to Hayes and Kanan [20].

Properties. RanDumb needs no storage of exemplars and requires only one pass over the data in a one-sample-per-timestep fashion. Furthermore, it only requires online estimation of the covariance matrix and nearest class mean, hence is invariant to data order, representing the accuracy in the worst-case ordering.

Poor Representation Learning. We first compare RanDumb with VAE-GC [50] in Table 1 (middle) and SLCA [62] in Table 2 (middle). The only distinction between them is their embedding functions: RanDumb uses a fixed function (random/pretrained network) for the embedder, whereas VAE-GC and SLCA further continually trained deep networks, using them as the embedder. Astonishingly, RanDumb consistently surpasses VAE-GC and SLCA baselines by wide margins of 5-15%. This shows that state-of-the-art online continual learning algorithms fail to learn effective representations in a single pass across standard online continual learning datasets.

Benchmarks Over-Constrained. The reader might now ask: With better representation learning, can one outperform RanDumb by large margins in these settings? To study this, we compare the performance of RanDumb with Joint in both online and offline settings respectively in Table 1 (bottom) and Table 2 (bottom). We observe that our simple baseline RanDumb recovers 70-90% of the gap to the respective joint classifiers across both settings. Improving forgetting in continual representation learning [21, 36] offers limited scope for improvement, as current benchmarks might be too constrained to have effective representation learning at all.

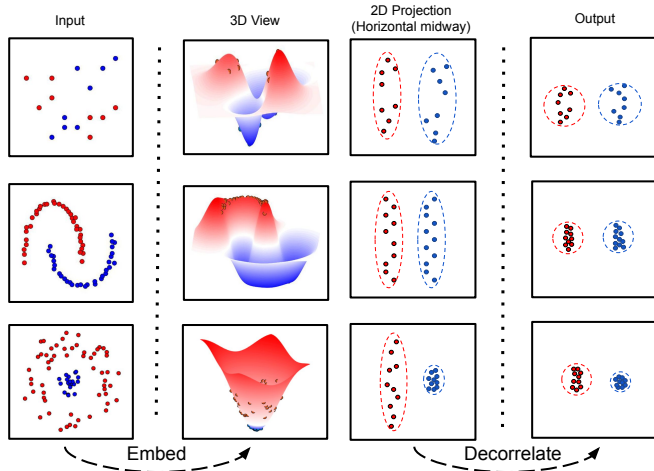


Figure 2. **Mechanism of RanDumb.** RanDumb projects the input datapoints to a high-dimensional space to create a clearer separation between classes. Subsequently, it corrects the anisotropy across different feature dimensions, scaling them to be unit variance each. This allows a nearest class mean classifier to accurately rely on cosine similarity. The figure is adapted from Pilario et al. [38].

In the next sections, we shall first describe our proposed method and then walk through our findings in detail.

2. RanDumb: Mechanism & Intuitions

In this section, we thoroughly examine RanDumb, focusing on its two main elements: random projection and the dumb learner. We illustrate the mechanism of RanDumb using three toy examples in Figure 2.

We first describe the dumb classifier. To classify a test sample \mathbf{x}_{test} , we start with a simple classifier, the nearest class mean (NCM) classifier. It predicts the class among C classes by highest value of the similarity function f among class means μ_i :

$$y_{\text{pred}} = \arg \max_{i \in \{1, \dots, |C|\}} f(\mathbf{x}_{\text{test}}, \mu_i), \text{ where} \\ f(\mathbf{x}_{\text{test}}, \mu_i) := \mathbf{x}_{\text{test}}^\top \mu_i \quad (2)$$

and μ_i are the class-means in the pixel space:

$$\mu_i = \frac{1}{|C_i|} \sum_{\mathbf{x} \in C_i} \mathbf{x} \quad \forall \mathbf{x} \in C_i$$

RanDumb adds two additional components to this classifier: 1) Kernelization and 2) Decorrelation.

① **Kernelization: Why & How?** Classes are typically not linearly separable in the pixel space, unlike in the feature space of deep models. Hence, we apply the kernel trick to embed the pixels in a better representation space, computing all distances between the data and class-means in this embedding space. This phenomena is illustrated on three toy examples to build intuitions in Figure 2 (Embed). We use an RBF-Kernel, which for two points \mathbf{x} and \mathbf{y} is defined as: $K_{\text{RBF}}(\mathbf{x}, \mathbf{y}) = \exp(-\gamma \|\mathbf{x} - \mathbf{y}\|^2)$ where γ is a scaling parameter. However, calculating the RBF kernel is not possible due to the online continual learning constraints preventing computation of pairwise-distance between all

points. Hence, we use a data-independent approximation, random Fourier projection $\phi(\mathbf{x})$, as given in [42]:

$$K_{\text{RBF}}(\mathbf{x}, \mathbf{y}) \approx \phi(\mathbf{x})^\top \phi(\mathbf{y})$$

where the random Fourier features $\phi(\mathbf{x})$ are defined by first sampling D vectors $\{\omega_1, \dots, \omega_D\}$ from a Gaussian distribution with mean zero and covariance matrix $2\gamma\mathbf{I}$, where \mathbf{I} is the identity matrix. Then $\phi(\mathbf{x})$ is a $2D$ -dimensional feature, defined as:

$$\phi(\mathbf{x}) = \frac{1}{\sqrt{D}} [\cos(\omega_1^\top \mathbf{x}), \sin(\omega_1^\top \mathbf{x}), \dots, \cos(\omega_D^\top \mathbf{x}), \sin(\omega_D^\top \mathbf{x})]$$

We keep these ω bases fixed throughout online learning. Thus, we obtain our modified similarity function from Equation 2 as:

$$f(\mathbf{x}_{\text{test}}, \mu_i) := \phi(\mathbf{x}_{\text{test}})^\top \bar{\mu}_i \quad (3)$$

where $\bar{\mu}_i$ are the class-means in the kernel space:

$$\bar{\mu}_i = \frac{1}{|C_i|} \sum_{\mathbf{x} \in C_i} \phi(\mathbf{x}) \quad \forall \mathbf{x} \in C_i$$

② **Decorrelation: Why & How?** Projected raw pixels, similar to features of deep models, have feature dimensions with different variances (anisotropic). Hence, instead of naively computing $\phi(\mathbf{x}_{\text{test}})^\top \bar{\mu}_i$, we further decorrelate the feature dimensions using a Mahalanobis distance with the empirical covariance matrix \mathbf{S} . We illustrate this phenomena as well on three toy examples in Figure 2 (Decorrelate) to build intuitions. Our similarity function finally is:

$$f(\mathbf{x}_{\text{test}}, \mu_i) := (\phi(\mathbf{x}_{\text{test}}) - \bar{\mu}_i)^\top \mathbf{S}^{-1} (\phi(\mathbf{x}_{\text{test}}) - \bar{\mu}_i) \quad (4)$$

Online Computation. Our random projection is computed and fixed before seeing any real data. In the continual learning process, we only update the running class mean and em-

Table 3. **Benchmark (Overview)**. We evaluate RanDumb across a diverse set of benchmarks that progressively relax constraints compared to RanDumb. Benchmark A closely matches RanDumb with one class per timestep and no stored exemplars. Benchmark B, D, E progressively relax the constraints on exemplars and classes per timestep. Benchmark C and E remove the online constraint by allowing unrestricted training and sample access within a task without exemplar-storage of past tasks. Benchmark F allows using large pretrained models, modified by us with one class per task, inspired by challenges detailed in Benchmark A.

Setup	Num Passes	#Classes Per Task	#Samples Per Step	#Stored Exemplars	Contrastive Augment
RanDumb (Ours)	1	1	1	0	No
A (Zajac et al. [59])	1	1	10	0	No
B1 (Guo et al. [18])	1	2	10	100-2000	No
B2 (Guo et al. [18])	1	2	10	100-1000	Yes
C (Smith et al. [48])	Many	10	All	0	No
D (Anonymous [4])	1	2-10	10	1000	No
E (Ye and Bors [58])	1	2-5	10	1000-5000	No
F (Wang et al. [54])	Many	1	All	0	No

pirical covariance matrix, which is accurately estimable online¹.

Note on Equivalences. For the curious reader we draw equivalences between the linear classifier used in this work and related works. These equivalences rely on the assumption that the classes are equiprobable, which is the case for most datasets here. In these cases, nearest class mean classifier with the Mahalanobis distance metric is equivalent to linear discriminant analysis classifier [32]. Hence, one could say RanDumb is equivalent to a Streaming LDA classifier with an approximate RBF Kernel. Alternatively, one could think of the decorrelation operation as explicitly decorrelating the features with ZCA whitening [7]. We hope these alternative perspectives allow for a better understanding of the RanDumb classifier.

3. Experiments

We compare RanDumb with algorithms across online continual learning benchmarks with an emphasis on exemplar-free and low-exemplar storage regime complementing GDumb [39] in regimes where it has poor performance.

Benchmarks. We illustrate the benchmarks used in our experiments along with key differences to training run for RanDumb in Table 3. We aim for a truly comprehensive coverage and show results on four different benchmarks (A, B, D, E) which reflect the latest trends in online continual learning ('22-'24) across exemplar-free, contrastive-training², meta-continual learning and network-expansion

¹Online prediction is possible using the Sherman–Morrison formula to update the inverse of the covariance matrix. However, we only needed to compute inverse at the last timestep for all our experiments, hence we do not experiment with this.

²Benchmark B is split into two distinct sections: (i) methods that do not rely on contrastive learning and heavy augmentation, named B1, and (ii) approaches that incorporate contrastive learning and extra augmentations,

based approaches respectively and a rehearsal-free offline continual learning benchmark C. These benchmarks are ordered by increasingly relaxed constraints, moving further away from the training scenario of RanDumb. These benchmarks train models from scratch. Hence, RanDumb utilizes a random Fourier transform for embedding.

We further test on exemplar-free scenarios in offline continual learning using Benchmark F [54] with the challenging one-class per task constraint borrowed from [59]. This benchmark allows using pretrained models along with unrestricted training time and access to all class samples at each timestep. However, RanDumb is restricted to learning from a single pass seeing only one sample at a time. RanDumb only learns a linear classifier over a given pretrained model in Benchmark F. We use LAMDA-PILOT codebase³ for all methods, except RanPAC and SLDA which use their codebase. All methods use the original hyperparameters. We only change initial classes to 2 and number of classes per task to 1 in the scripts and test using both ImageNet21K and ImageNet1K ViT-B/16 models. For detailed assumptions, task orderings, implementation details and other specific information of these benchmarks and approaches, readers are encouraged to consult the LAMDA-PILOT codebase.

Implementation Details (RanDumb). We evaluate RanDumb using five datasets commonly used for online continual learning: MNIST, CIFAR10, CIFAR100, Tiny-ImageNet200, and miniImageNet100. For the latter two datasets, we downscale all images to 32x32. We augment each datapoint with flipped version, hence two images are seen by the classifier at each timestep (except for MNIST and Benchmark F). We normalize all images and flatten them into vectors, obtaining 784-dim input vectors for MNIST and 3072-dim input vectors for all the other datasets. For Benchmark F, we compare RanDumb on seven datasets used in LAMDA-PILOT, replacing ObjectNet with Stanford Cars as ObjectNet license prohibits training models on it. We use the 768-dimensional features from the same pretrained ViT-B models used in this benchmark. We measure accuracy on the test set of all past seen classes after completing the full one-pass over the dataset. We take the average accuracy after the last task on all past tasks [18, 54, 59]. In Benchmark A and F, since we have one class per task, the average accuracy across past tasks is the same regardless of the task ordering. In Benchmarks A-E, all datasets have the same number of samples, hence similarly the average accuracy across past tasks is the same regardless of the task ordering. We used the Scikit-Learn implementation of Random Fourier Features [42] with 25K embedding size, $\gamma = 1.0$. We use progressively increasing ridge regression parameter (λ) with dataset complexity, using $\lambda = 10^{-6}$ for MNIST, $\lambda = 10^{-5}$ for CIFAR10/100

named as Scenario B2.

³<https://github.com/sun-hailong/LAMDA-PILOT>

Table 4. **Benchmark A** (Ref: Table 1 from PEC [59]). We perform comprehensive comparisons of RanDumb with popular online continual learning approaches in a 1-class per task setting referred as ‘Dataset (num_tasks/1)’. This setting is a challenging setting for OCL methods except GDumb. We observe that RanDumb outperforms all approaches across all datasets by 2-6% margins, with an exception of latest work PEC [59] on CIFAR10.

Method	Memory	MNIST (10/1)	CIFAR-10 (10/1)	CIFAR-100 (100/1)	miniImageNet (100/1)	
<i>Fine-tuning</i>	all	10.1± 0.0	10.0± 0.0	1.0± 0.0	1.0± 0.0	
<i>Joint, 1 epoch</i>	all	98.3± 0.0	74.2± 0.1	33.0± 0.2	25.3± 0.2	
Rehearsal-Based	ER [13] (ICML-W ’19)	500	84.4± 0.3	40.6± 1.1	12.5± 0.3	5.7± 0.2
	A-GEM [12] (ICLR ’19)	500	59.8± 0.8	10.2± 0.1	1.0± 0.0	1.1± 0.1
	iCaRL [44] (CVPR ’17)	500	83.1± 0.3	37.8± 0.4	5.7± 0.1	7.5± 0.1
	BiC [56] (CVPR ’19)	500	86.0± 0.4	35.9± 0.4	6.4± 0.3	1.5± 0.1
	ER-ACE [10] (ICLR ’22)	500	87.8± 0.2	39.9± 0.5	8.2± 0.2	5.7± 0.2
	DER [9] (NeurIPS ’20)	500	91.7± 0.1	40.0± 1.5	1.0± 0.1	1.0± 0.0
	DER++ [9] (NeurIPS ’20)	500	91.9± 0.2	35.6± 2.4	6.2± 0.4	1.4± 0.1
	X-DER [8] (TPAMI ’22)	500	83.0± 0.1	43.2± 0.5	15.6± 0.1	8.2± 0.4
	GDumb [39] (ECCV ’20)	500	91.0± 0.2	50.7± 0.7	8.2± 0.2	-
Rehearsal-Free	EWC [24] (PNAS ’17)	0	10.1± 0.0	10.6± 0.4	1.0± 0.0	1.0± 0.0
	SI [60] (ICML ’17)	0	12.7± 1.0	10.1± 0.1	1.1± 0.0	1.0± 0.1
	LwF [26] (TPAMI ’17)	0	11.8 ± 0.6	10.1± 0.1	0.9± 0.0	1.0± 0.0
	LT [61] (Arxiv ’18)	0	10.9± 0.9	10.0± 0.2	1.1± 0.1	1.0± 0.0
	Gen-NCM [22] (NeurIPS-W ’22)	0	82.0± 0.0	27.7± 0.0	10.0± 0.0	7.5± 0.0
	Gen-SLDA [20] (CVPR-W ’20)	0	88.0± 0.0	41.4± 0.0	18.8± 0.0	12.9± 0.0
	VAE-GC [50] (CVPR-W ’21)	0	84.0± 0.5	42.7± 1.3	19.7± 0.1	12.1± 0.1
	PEC [59] (ICLR ’24)	0	92.3± 0.1	58.9± 0.1	26.5± 0.1	14.9± 0.1
	RanDumb (Ours)	0	98.3 (+5.9)	55.6 (-3.3)	28.6 (+2.1)	17.7 (+2.8)

and $\lambda = 10^{-4}$ for TinyImageNet200/miniImageNet100. All experiments were conducted on a CPU server with a 48-core Intel Xeon Platinum 8268 CPU and 392GB of RAM. Our code is available at <https://github.com/drimpossible/RanDumb>.

3.1. Results

We extensively evaluate RanDumb and detail our findings on each benchmark in this section.

Benchmark A. Benchmark A assesses continual learning models in the challenging setup of one class per timestep, closely mirroring our training assumptions. We present our results in Table 4. Comparing across rows, and see that RanDumb improves over prior state-of-the-art across all datasets with 2-6% margins. The only exception is PEC on CIFAR10, where RanDumb underperforms by 3.3%. Nonetheless, it still outperforms the second-best model, GDumb with a 500 memory size, by 4.9%.

Benchmark B1. We present our results comparing with non-contrastive methods in Table 5. We notice that scenario allows two classes per task and relaxes the memory constraints for online continual learning methods, allowing for higher accuracies compared to Benchmark A. Despite that, RanDumb outperforms latest OCL algorithms on MNIST, CIFAR10 and CIFAR100—often by margins exceeding $>10\%$. The lone exception is GDumb achieving a higher performance with 2K memory samples on TinyImageNet, indicating that this already is in the high-memory regime. Overall, RanDumb is the best algorithm across the benchmark.

Benchmark B2. We additionally compare our perfor-

mance with the latest online CL approaches using contrastive losses with sophisticated data augmentations. As shown in in Table 6 (Left), these advancements provide large performance improvements over methods from Benchmark B.1. To compensate, we compare on lower exemplar budgets. The best approach, OnPro [55], which outperforms RanDumb on CIFAR10 by 2.2% and TinyImageNet by 0.3%, but falls significantly short on CIFAR100 by 5.9%. Overall, RanDumb achieves strong results compared to highly performant representation learning using state-of-the-art contrastive learning approaches customized to continual learning, despite storing no exemplars.

Benchmark C. We now compare against offline rehearsal-free continual learning approaches in Table 6 (Right) on CIFAR100 dataset. Despite online training, RanDumb outperforms PredKD by over 4% margins.

Benchmark D. We now compare performance of RanDumb against meta-continual learning methods, which require large exemplars with buffer sizes of 1K in Table 7 (left). RanDumb achieves strong performance under these conditions, exceeding all prior work by a large margin of 9.1% on CIFAR100 and outperforms all but VR-MCL approach on the TinyImageNet dataset. GDumb performs the best on CIFAR10, indicating this is already in a large-exemplar regime uniquely unsuited for RanDumb.

Benchmark E. We compare RanDumb against recent network expansion-based online continual learning methods in Table 7 (middle). These approaches grow model capacity to mitigate forgetting while dealing with shifts in the data distribution, and are allow larger memory buffers. RanDumb matches the performance of the state-of-the-art

Table 5. **Benchmark B.1** (Ref: Table adopted from OnPro [55], OCM[18]) We perform comprehensive comparisons of Randumb with popular online continual learning approaches in less ideal many-classes per task setting referred as ‘Dataset (num_tasks/num_classes_per_task)’. Furthermore, results are categorized by memory buffer sizes given in ‘M’ subcolumn for that dataset. Comparing across rows, we observe that Randumb outperforms the best among the compared approaches without heavy-augmentations by 3-20% margins despite being exemplar free. Only in one case, it is second best, but after GDumb. Comparing the two columns of CIFAR100, we observe a large drop in performance of OCL methods on benchmarks with longer timesteps indicating analyzing longer timesteps is important in continual learning.

Method	MNIST (5/2)	CIFAR10 (5/2)		CIFAR100 (10/10)		CIFAR100 (50/2)	TinyImageNet (100/2)		
	$M = 0.1k$	$M = 0.1k$	$M = 0.2k$	$M = 0.5k$	$M = 1k$	$M = 1k$	$M = 1k$	$M = 1k$	$M = 2k$
AGEM [12] (ICLR '19)	56.9±5.2	17.7±0.3	22.7±1.8	5.8±0.2	5.9±0.1	1.8±0.2	0.8±0.1	0.9±0.1	
GSS [3] (NeurIPS '19)	70.4±1.5	18.4±0.2	26.9±1.2	8.1±0.2	11.1±0.2	4.3±0.2	1.1±0.1	3.3±0.5	
ER [13] (ICML-W '19)	78.7±0.4	19.4±0.6	29.7±1.0	8.7±0.3	15.7±0.3	8.3±0.3	1.2±0.1	5.6±0.5	
ASER [46] (AAAI '21)	61.6±2.1	20.0±1.0	27.8±1.0	11.0±0.3	16.4±0.3	9.6±1.3	2.2±0.1	5.3±0.3	
MIR [2] (NeurIPS '19)	79.0±0.5	20.7±0.7	37.3±0.3	9.7±0.3	15.7±0.2	12.7±0.3	1.4±0.1	6.1±0.5	
ER-AML [10] (ICLR '22)	76.5±0.1	-	40.5±0.7	-	16.1±0.4	-	-	5.4±0.2	
iCaRL [44] (CVPR '17)	-	31.0±1.2	33.9±0.9	12.8±0.4	16.5±0.4	-	5.0±0.3	6.6±0.4	
DER++ [9] (NeurIPS '20)	74.4±1.1	31.5±2.9	44.2±1.1	16.0±0.6	21.4±0.9	9.3±0.3	3.7±0.4	5.1±0.8	
GDumb [39] (ECCV '20)	81.2±0.5	23.3±1.3	35.9±1.1	8.2±0.2	18.1±0.3	18.1±0.3	4.6±0.3	12.6±0.1	
CoPE [15] (CVPR '21)	-	33.5±3.2	37.3±2.2	11.6±0.4	14.6±1.3	-	2.1±0.3	2.3±0.4	
DVC [18] (CVPR '22)	-	35.2±1.7	41.6±2.7	15.4±0.3	20.3±1.0	-	4.9±0.6	7.5±0.5	
Co ² L [11] (ICCV '21)	83.1±0.1	-	42.1±1.2	-	17.1±0.4	-	-	10.1±0.2	
R-RT [6] (CVPR '21)	89.1±0.3	-	45.2±0.4	-	15.4±0.3	-	-	6.6±0.3	
CCIL [35] (CVPR '21)	86.4±0.1	-	50.5±0.2	-	18.5±0.3	-	-	5.6±0.9	
IL2A [65] (NeurIPS '21)	90.2±0.1	-	54.7±0.5	-	18.2±1.2	-	-	5.5±0.7	
BiC [56] (CVPR '19)	90.4±0.1	-	48.2±0.7	-	21.2±0.3	-	-	10.2±0.9	
SSIL [1] (ICCV '21)	88.2±0.1	-	49.5±0.2	-	26.0±0.1	-	-	9.6±0.7	
<i>Rehearsal-Free</i>									
PASS [65] (NeurIPS '21)	-	33.7±2.2	33.7±2.2	7.5±0.7	7.5±0.7	-	0.5±0.1	0.5±0.1	
Randumb (Ours)	98.3 (+7.8)	55.6 (+20.4)	55.6 (+5.9)	28.6 (+12.6)	28.6 (+2.6)	28.6 (+10.5)	11.6 (+6.6)	11.6 (-1.0)	

Table 6. (Left) **Benchmark B.2** (Ref: Table from OnPro [55]) We now compare with state-of-the-art contrastive representation learning based online continual learning approaches which additionally use sophisticated augmentations. These augmentations and additional loss function can improve any of the OCL methods described in Setup B.1 by large margins [18]. We observe that Randumb often outperforms these sophisticated methods despite all of these factors on small-exemplar settings. (Right) **Benchmark C** (Ref: Table 2 from [48]). We compare the performance of Randumb with latest efforts on improving rehearsal-free methods. We outperform them by 4% margins.

Method	MNIST (5/2)	CIFAR10 (5/2)	CIFAR100 (10/10)	TinyImageNet (100/2)	Method	CIFAR100 (10/10)
	$M = 0.1k$	$M = 0.1k$	$M = 0.5k$	$M = 1k$		
SCR [28] (CVPR '21)	86.2±0.5	40.2±1.3	19.3±0.6	8.9±0.3	<i>Rehearsal-Free</i>	
OCM [18] (ICML '22)	90.7±0.1	47.5±1.7	19.7±0.5	10.8±0.4	PredKD [26]	24.6
OnPro [55] (ICCV '22)	-	57.8±1.1	22.7±0.7	11.9±0.3	PredKD + FeatKD	12.4
<i>Rehearsal-Free</i>					PredKD + EWC	23.3
Randumb (Ours)	98.3 (+7.5)	55.6 (-2.2)	28.6 (+5.9)	11.6 (-0.3)	PredKD + L2	21.5
					Randumb	28.6 (+4.0)

method SEDEM [58] on MNIST, while exceeding it by 0.3% on CIFAR10 and 3.8% on CIFAR100. The results indicate current benchmarks remain too restrictive for effective continual representation learning.

Benchmark F. We compare performance of approaches which do not further train the deep network like Randumb (ours)⁴ and NCM [22] against popular prompt-tuning approaches in Table 8. and discover that prompt-tuning approaches completely collapse under large timesteps and approaches which do not finetune their pretrained model achieve strong performance, even under challenging one class per timestep constraint. Note that there are variants of Randumb (e.g. RanPAC - RP - PETL [30]) that achieve higher accuracies due to minor modifications which are designed for this benchmark.

⁴Recall that Randumb in Benchmark F is quite similar to SLDA [20].

Conclusion. Overall, despite Randumb being exemplar-free and modeling worst-case ordering, it outperforms nearly all online continual learning methods across various tasks when exemplar storage is limited. We specifically benchmark on lower exemplar sizes to complement settings in which GDumb does not perform well.

3.2. Randumb: Analysis

We extensively analyse Randumb for the traditional OCL benchmarks in this subsection. First, we ablate the two components (random embedder and decorrelation) in Randumb to ensure both components are necessary. Then we study effect of varying the embedding dimensionality, shrinkage and removing flipping augmentation and compare with alternate random embeddings proposed in literature [30] and across architectures [34].

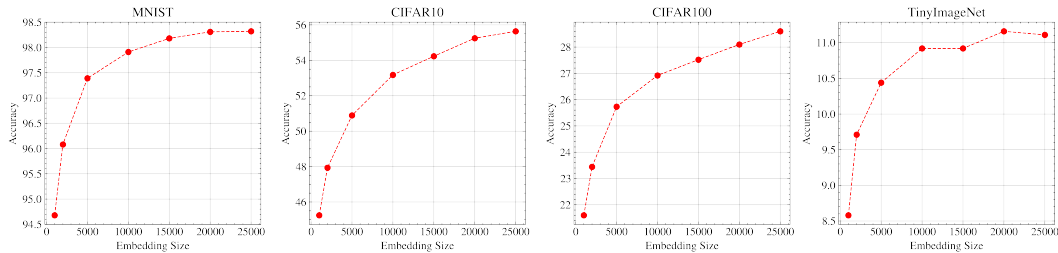


Figure 3. **Impact of Embedding Dimensions.** We show the variation of accuracy of RanDumb with embedding dimensionality across datasets. We see decreasing marginal returns with increasing dimensions, obtaining relatively minor improvements after 15K dimensions.

sions of the random Fourier features ranging from compressing 3K input dimensions to 1K to projecting it to 25K dimensions and evaluate its impact on performance in Figure 3. Surprisingly, the random projection to a 3x compressed 1K dimensional space allows for significant performance improvement over not using embedding, given in Table 9 (top). Furthermore, increasing the dimension from 1K to 25K results in improvements of 3.6%, 10.4%, 7.0%, and 2.5% on MNIST, CIFAR10, CIFAR100, and TinyImageNet respectively. Increasing the embedding sizes beyond 15K, however, only results in modest improvements of 0.1%, 1.4%, 1.1% and 0.2% on the same datasets, indicating 15K dimensions would be a good point for a performance-computational cost tradeoff.

Impact of Flip Augmentation. We evaluate the impact of adding the flip augmentation on the performance of RanDumb in Table 9 (middle). Note that MNIST was not augmented. Augmentation provided large gains of 3.1% on CIFAR10, 1.7% on CIFAR100, and 0.4% on TinyImageNet. We did not try further augmenting the data with Random-Crop transform as done with standard augmentations.

Impact of Varying Ridge Parameter. All prior experiments use a ridge parameter (λ) that increases with dataset complexity: $\lambda = 10^{-6}$ for MNIST, 10^{-5} for CIFAR10 and CIFAR100, and 10^{-4} for TinyImageNet and miniImageNet. Table 9 (middle) shows the effect of varying λ on RanDumb’s performance. With a smaller $\lambda = 10^{-6}$, CIFAR10, CIFAR100, TinyImageNet and miniImageNet all exhibit minor drops of 0.1%-1.7%, 0.8%, 0.8%. Increasing shrinkage to a $\lambda = 10^{-4}$ reduces CIFAR10 and CIFAR100 performance more substantially by 3% and 2.5% versus their optimal $\lambda = 10^{-5}$. On the other hand, this larger λ leads to improvements of 0.5% and 1.8% on TinyImageNet and miniImageNet. This aligns with the trend that datasets with greater complexity benefit from more regularisation, with the optimal λ surfacing as a result of balancing under- and over-regularisation effects.

Comparison with RanPAC. We compared our random Fourier features with projection based on a random weight matrix and ReLU [30] (RP+ReLU) in Table 9 (middle) with their best embedding size. Our method performs significantly better on each dataset, averaging a gain of 3.4%. We believe this is attributable to using a theoretical grounded random projection compared to RanPAC [30], which is

specifically designed for the setting using pretrained transformers.

Comparisons across Architectures. In table 7 (right), we compare whether using random Fourier features as embeddings outperforms models across various architectures for continual representation learning. We use experience replay (ER) baseline in the task-incremental CIFAR100 setup (for details, see Mirzadeh et al. [34] as it differs significantly from earlier setups). Our comparison involved across various architectures. The findings revealed that RanDumb surpassed the performance of nearly all considered architectures, and achieved close to 94% of the joint multi-task performance. This suggests that RanDumb outperforms continual representation learning across a wide range of architectures.

Conclusion. Overall, both random embedding and decorrelation are critical components in the performance of RanDumb. Using random fourier features is substantially better than RanPAC. Lastly, one can substantially reduce the embedding dimension without a large drop in performance for large gains in computational cost and RAM usage, additional augmentation may further significantly help performance and optimal shrinkage parameter increases with dataset complexity. RanDumb outperforms continual representation learning across a wide range of architectures.

4. Discussion and Concluding Remarks

Our investigation reveals a surprising result, empirically demonstrating that currently the representation gain is negative, i.e. $RepGain(\mathcal{D}) < 0$ — simply using random embedding (RanDumb) consistently outperforms learned representations from methods specifically designed for continual training. Furthermore, using fixed pretrained networks consistently outperforms continually finetuned method. Using random/pretrained features also recovers 70-90% of the gap to joint learning, leaving limited room for improvement in representation learning techniques. Our investigation is both surprising and alarming as it questions our understanding of how to effectively design and train models that require efficient continual representation learning, and necessitates a re-investigation of the widely explored problem formulation itself. We believe adoption of computationally bounded scenarios without memory constraints [17, 40, 41] could be a promising way forward.

Acknowledgements

AP is funded by Meta AI Grant No. DFR05540. PT thanks the Royal Academy of Engineering. PT and PD thank FiveAI for their support. This work is supported in part by a UKRI grant: Turing AI Fellowship EP/W002981/1 and an EPSRC/MURI grant: EP/N019474/1. The authors would like to thank Arvindh Arun, Kalyan Ramakrishnan and Shashwat Goel for helpful feedback.

References

- [1] Hongjoon Ahn, Jihwan Kwak, Subin Lim, Hyeonsu Bang, Hyojun Kim, and Taesup Moon. Ss-il: Separated softmax for incremental learning. In *ICCV*, 2021.
- [2] Rahaf Aljundi, Lucas Caccia, Eugene Belilovsky, Massimo Caccia, Laurent Charlin, and Tinne Tuytelaars. Online continual learning with maximally interfered retrieval. In *NeurIPS*, 2019.
- [3] Rahaf Aljundi, Min Lin, Baptiste Goujaud, and Yoshua Bengio. Gradient based sample selection for online continual learning. In *NeurIPS*, 2019.
- [4] Anonymous. Meta continual learning revisited: Implicitly enhancing online hessian approximation via variance reduction. In *ICLR*, 2024.
- [5] Elahe Arani, Fahad Sarfraz, and Bahram Zonooz. Learning fast, learning slow: A general continual learning method based on complementary learning system. In *ICLR*, 2022.
- [6] Jihwan Bang, Heesu Kim, YoungJoon Yoo, Jung-Woo Ha, and Jonghyun Choi. Rainbow memory: Continual learning with a memory of diverse samples. In *CVPR*, 2021.
- [7] Anthony Bell and Terrence J Sejnowski. Edges are the 'independent components' of natural scenes. In *NeurIPS*, 1996.
- [8] Matteo Boschini, Lorenzo Bonicelli, Pietro Buzzega, Angelo Porrello, and Simone Calderara. Class-incremental continual learning into the extended der-verse. *TPAMI*, 2022.
- [9] Pietro Buzzega, Matteo Boschini, Angelo Porrello, Davide Abati, and Simone Calderara. Dark experience for general continual learning: a strong, simple baseline. In *NeurIPS*, 2020.
- [10] Lucas Caccia, Rahaf Aljundi, Nader Asadi, Tinne Tuytelaars, Joelle Pineau, and Eugene Belilovsky. New insights on reducing abrupt representation change in online continual learning. In *ICLR*, 2022.
- [11] Hyuntak Cha, Jaeho Lee, and Jinwoo Shin. Co2l: Contrastive continual learning. In *ICCV*, 2021.
- [12] Arslan Chaudhry, Marc'Aurelio Ranzato, Marcus Rohrbach, and Mohamed Elhoseiny. Efficient lifelong learning with a gem. In *ICLR*, 2019.
- [13] Arslan Chaudhry, Marcus Rohrbach, Mohamed Elhoseiny, Thalaiyasingam Ajanthan, Puneet K Dokania, Philip HS Torr, and Marc'Aurelio Ranzato. Continual learning with tiny episodic memories. In *ICML-W*, 2019.
- [14] Aristotelis Chrysakis and Marie-Francine Moens. Online bias correction for task-free continual learning. In *ICLR*, 2023.
- [15] Matthias De Lange and Tinne Tuytelaars. Continual prototype evolution: Learning online from non-stationary data streams. In *ICCV*, 2021.
- [16] Matthias De Lange, Rahaf Aljundi, Marc Masana, Sarah Parisot, Xu Jia, Ales Leonardis, Gregory G. Slabaugh, and Tinne Tuytelaars. Continual learning: A comparative study on how to defy forgetting in classification tasks. In *TPAMI*, 2020.
- [17] Saurabh Garg, Mehrdad Farajtabar, Hadi Pouransari, Raviteja Vemulapalli, Sachin Mehta, Oncel Tuzel, Vaishaal Shankar, and Fartash Faghri. Tic-clip: Continual training of clip models. *ArXiv*, 2023.
- [18] Yiduo Guo, Bing Liu, and Dongyan Zhao. Online continual learning through mutual information maximization. In *ICML*, 2022.
- [19] Gunshi Gupta, Karmesh Yadav, and Liam Paull. Look-ahead meta learning for continual learning. *NeurIPS*, 2020.
- [20] Tyler L Hayes and Christopher Kanan. Lifelong machine learning with deep streaming linear discriminant analysis. In *CVPR-W*, 2020.
- [21] Timm Hess, Eli Verwimp, Gido M van de Ven, and Tinne Tuytelaars. Knowledge accumulation in continually learned representations and the issue of feature forgetting. *arXiv preprint arXiv:2304.00933*, 2023.
- [22] Paul Janson, Wenxuan Zhang, Rahaf Aljundi, and Mohamed Elhoseiny. A simple baseline that questions the use of pretrained-models in continual learning. In *NeurIPS-W*, 2022.
- [23] Xisen Jin, Junyi Du, and Xiang Ren. Gradient based memory editing for task-free continual learning. In *NeurIPS*, 2021.
- [24] James Kirkpatrick, Razvan Pascanu, Neil Rabinowitz, Joel Veness, Guillaume Desjardins, Andrei A Rusu, Kieran Milan, John Quan, Tiago Ramalho, Agnieszka Grabska-Barwinska, et al. Overcoming catastrophic forgetting in neural networks. *PNAS*, 2017.
- [25] Soochan Lee, Junsoo Ha, Dongsu Zhang, and Gunhee Kim. A neural dirichlet process mixture model for task-free continual learning. In *ICLR*, 2020.
- [26] Zhizhong Li and Derek Hoiem. Learning without forgetting. *TPAMI*, 2017.
- [27] David Lopez-Paz and Marc'Aurelio Ranzato. Gradient episodic memory for continual learning. In *NeurIPS*, 2017.
- [28] Zheda Mai, Ruiwen Li, Hyunwoo Kim, and Scott Sanner. Supervised contrastive replay: Revisiting the nearest class mean classifier in online class-incremental continual learning. In *CVPR*, 2021.
- [29] Zheda Mai, Ruiwen Li, Jihwan Jeong, David Quispe, Hyunwoo Kim, and Scott Sanner. Online continual learning in image classification: An empirical survey. *Neurocomputing*, 2022.
- [30] Mark D McDonnell, Dong Gong, Amin Parvaneh, Ehsan Abbasnejad, and Anton van den Hengel. Ranpac: Random projections and pre-trained models for continual learning. In *NeurIPS*, 2023.
- [31] Geoffrey J McLachlan. Mahalanobis distance. *Resonance*, 4 (6):20–26, 1999.
- [32] Geoffrey J McLachlan. *Discriminant analysis and statistical pattern recognition*. John Wiley & Sons, 2005.

- [33] Thomas Mensink, Jakob Verbeek, Florent Perronnin, and Gabriela Csurka. Distance-based image classification: Generalizing to new classes at near-zero cost. *TPAMI*, 2013.
- [34] Seyed Iman Mirzadeh, Arslan Chaudhry, Dong Yin, Timothy Nguyen, Razvan Pascanu, Dilan Gorur, and Mehrdad Farajtabar. Architecture matters in continual learning. *arXiv preprint arXiv:2202.00275*, 2022.
- [35] Sudhanshu Mittal, Silvio Galesso, and Thomas Brox. Essentials for class incremental learning. In *CVPR*, 2021.
- [36] Jishnu Mukhoti, Yarin Gal, Philip HS Torr, and Puneet K Dokania. Fine-tuning can cripple your foundation model; preserving features may be the solution. *arXiv preprint arXiv:2308.13320*, 2023.
- [37] Martin Mundt, Yongwon Hong, Iuliia Pliushch, and Visvanathan Ramesh. A wholistic view of continual learning with deep neural networks: Forgotten lessons and the bridge to active and open world learning. *Neural Networks*, 2023.
- [38] Karl Ezra Pilario, Mahmood Shafiee, Yi Cao, Liyun Lao, and Shuang-Hua Yang. A review of kernel methods for feature extraction in nonlinear process monitoring. *Processes*, 8(1), 2020.
- [39] Ameya Prabhu, Philip HS Torr, and Puneet K Dokania. Gdumb: A simple approach that questions our progress in continual learning. In *ECCV*, 2020.
- [40] Ameya Prabhu, Zhipeng Cai, Puneet Dokania, Philip Torr, Vladlen Koltun, and Ozan Sener. Online continual learning without the storage constraint. *arXiv preprint arXiv:2305.09253*, 2023.
- [41] Ameya Prabhu, Hasan Abed Al Kader Hammoud, Puneet Dokania, Philip HS Torr, Ser-Nam Lim, Bernard Ghanem, and Adel Bibi. Computationally budgeted continual learning: What does matter? In *CVPR*, 2023.
- [42] Ali Rahimi and Benjamin Recht. Random features for large-scale kernel machines. *NeurIPS*, 2007.
- [43] Dushyant Rao, Francesco Visin, Andrei Rusu, Razvan Pascanu, Yee Whye Teh, and Raia Hadsell. Continual unsupervised representation learning. *NeurIPS*, 32, 2019.
- [44] Sylvestre-Alvise Rebuffi, Alexander Kolesnikov, Georg Sperl, and Christoph H Lampert. icarl: Incremental classifier and representation learning. In *CVPR*, 2017.
- [45] Matthew Riemer, Ignacio Cases, Robert Ajemian, Miao Liu, Irina Rish, Yuhai Tu, and Gerald Tesauro. Learning to learn without forgetting by maximizing transfer and minimizing interference. In *ICLR*, 2019.
- [46] Dongsub Shim, Zheda Mai, Jihwan Jeong, Scott Sanner, Hyunwoo Kim, and Jongseong Jang. Online class-incremental continual learning with adversarial shapley value. In *AAAI*, 2021.
- [47] James Seale Smith, Leonid Karlinsky, Vyshnavi Gutta, Paola Cascante-Bonilla, Donghyun Kim, Assaf Arbelle, Rameswar Panda, Rogerio Feris, and Zsolt Kira. Coda-prompt: Continual decomposed attention-based prompting for rehearsal-free continual learning. In *CVPR*, 2023.
- [48] James Seale Smith, Junjiao Tian, Shaunak Halbe, Yen-Chang Hsu, and Zsolt Kira. A closer look at rehearsal-free continual learning. In *CVPR-W*, 2023.
- [49] Gido M van de Ven and Andreas S Tolias. Three scenarios for continual learning. In *NeurIPS-W*, 2018.
- [50] Gido M Van De Ven, Zhe Li, and Andreas S Tolias. Class-incremental learning with generative classifiers. In *CVPR-W*, 2021.
- [51] Eli Verwimp, Shai Ben-David, Matthias Bethge, Andrea Cossu, Alexander Gepperth, Tyler L Hayes, Eyke Hüllermeier, Christopher Kanan, Dhireesha Kudithipudi, Christoph H Lampert, et al. Continual learning: Applications and the road forward. *arXiv preprint arXiv:2311.11908*, 2023.
- [52] Fu-Yun Wang, Da-Wei Zhou, Han-Jia Ye, and De-Chuan Zhan. Foster: Feature boosting and compression for class-incremental learning. In *ECCV*, 2022.
- [53] Zifeng Wang, Zizhao Zhang, Sayna Ebrahimi, Ruoxi Sun, Han Zhang, Chen-Yu Lee, Xiaoqi Ren, Guolong Su, Vincent Perot, Jennifer Dy, et al. Dualprompt: Complementary prompting for rehearsal-free continual learning. In *European Conference on Computer Vision (ECCV)*, 2022.
- [54] Zifeng Wang, Zizhao Zhang, Chen-Yu Lee, Han Zhang, Ruoxi Sun, Xiaoqi Ren, Guolong Su, Vincent Perot, Jennifer Dy, and Tomas Pfister. Learning to prompt for continual learning. In *IEEE/CVF Conference on Computer Vision and Pattern Recognition (CVPR)*, 2022.
- [55] Yujie Wei, Jiaxin Ye, Zhizhong Huang, Junping Zhang, and Hongming Shan. Online prototype learning for online continual learning. In *ICCV*, 2023.
- [56] Yue Wu, Yinpeng Chen, Lijuan Wang, Yuancheng Ye, Zicheng Liu, Yandong Guo, and Yun Fu. Large scale incremental learning. In *CVPR*, 2019.
- [57] Fei Ye and Adrian G Bors. Continual variational autoencoder learning via online cooperative memorization. In *ECCV*, 2022.
- [58] Fei Ye and Adrian G Bors. Self-evolved dynamic expansion model for task-free continual learning. In *ICCV*, 2023.
- [59] Michał Zając, Tinne Tuytelaars, and Gido M van de Ven. Prediction error-based classification for class-incremental learning. *ICLR*, 2024.
- [60] Friedemann Zenke, Ben Poole, and Surya Ganguli. Continual learning through synaptic intelligence. In *ICML*, 2017.
- [61] Chen Zeno, Itay Golan, Elad Hoffer, and Daniel Soudry. Task agnostic continual learning using online variational bayes. *arXiv preprint arXiv:1803.10123*, 2018.
- [62] Gengwei Zhang, Liyuan Wang, Guoliang Kang, Ling Chen, and Yunchao Wei. Slca: Slow learner with classifier alignment for continual learning on a pre-trained model. In *ICCV*, 2023.
- [63] Da-Wei Zhou, Qi-Wei Wang, Han-Jia Ye, and De-Chuan Zhan. A model or 603 exemplars: Towards memory-efficient class-incremental learning. *arXiv preprint arXiv:2205.13218*, 2022.
- [64] Da-Wei Zhou, Han-Jia Ye, De-Chuan Zhan, and Ziwei Liu. Revisiting class-incremental learning with pre-trained models: Generalizability and adaptivity are all you need. *arXiv preprint arXiv:2303.07338*, 2023.
- [65] Fei Zhu, Zhen Cheng, Xu-yao Zhang, and Cheng-lin Liu. Class-incremental learning via dual augmentation. *NeurIPS*, 2021.