

PreFLMR: Scaling Up Fine-Grained Late-Interaction Multi-modal Retrievers

*Weizhe Lin, Jingbiao Mei, Jinghong Chen, Bill Byrne

Department of Engineering

University of Cambridge

Cambridge, United Kingdom CB2 1PZ

{wl356, jm2245, jc2124, wjb31}@cam.ac.uk

Abstract

Large Multimodal Models (LMMs) excel in natural language and visual understanding but are challenged by exacting tasks such as Knowledge-based Visual Question Answering (KB-VQA) which involve the retrieval of relevant information from document collections to use in shaping answers to questions. We present an extensive training and evaluation framework, M2KR, for KB-VQA. M2KR contains a collection of vision and language tasks which we have incorporated into a single suite of benchmark tasks for training and evaluating general-purpose multi-modal retrievers. We use M2KR to develop PreFLMR, a pre-trained version of the recently developed Fine-grained Late-interaction Multi-modal Retriever (FLMR) approach to KB-VQA, and we report new state-of-the-art results across a range of tasks. We also present investigations into the scaling behaviors of PreFLMR intended to be useful in future developments in general-purpose multi-modal retrievers.

1 Introduction

Knowledge-based Visual Question Answering (KB-VQA) systems generate answers to queries consisting of questions about given images. Correctly answering these questions requires accessing relevant world knowledge as well as vision and language understanding. Despite their demonstrated abilities in vision and language, recent Large Multimodal Models (LMMs) (Chen et al., 2023a; Driess et al., 2023; Liu et al., 2023a; Zhu et al., 2023; OpenAI, 2023) have performed poorly in recent challenging KB-VQA tasks (Chen et al., 2023b; Mensink et al., 2023a). One promising approach to improve their KB-VQA performance is Retrieval-Augmented Generation (RAG), in which answer generation by LMMs is grounded in relevant documents retrieved from a knowledge base.

The best-performing document retrieval approach for KB-VQA to date is Fine-grained Late-interaction Multi-modal Retrieval (FLMR) (Lin et al., 2023b). FLMR uses multi-dimensional embedding matrices to represent documents and queries and then efficiently computes their relevance scores via late-interaction (Khattab and Zaharia, 2020), thus capturing fine-grained relevance at the token level rather than at the passage level, as in Dense Passage Retrieval (DPR) (Karpukhin et al., 2020). As a late-interaction retriever, FLMR substantially outperforms DPR on a range of KB-VQA tasks, with only minor speed penalties. In all of these methods, model and data size are important considerations. There has been much work in scaling up Large Language Models (LLMs) (Kaplan et al., 2020; Alabdulmohsin et al., 2022; Chen et al., 2023a) and text-based retrieval (Ni et al., 2022), but the scaling properties of these vision and language retrieval systems have not been studied. We therefore investigate the following three aspects of FLMR in KB-VQA.

(1) *Vision & Text Encoding*: We investigate how KB-VQA performance is affected by scaling the size and complexity of vision and text encoders.

(2) *Pre-training*: As originally formulated, FLMR employs simple, lightly trained Multi-Layer Perceptrons (MLP). We investigate whether gains can be had through more extensive model pre-training.

(3) *Task Diversity*: We gather nine open-source vision-language datasets into a suite of benchmark tasks, M2KR, for assessing Multi-task Multi-modal Knowledge Retrieval. M2KR encompasses Image-to-Text, Question-to-Text, and Image&Question-to-Text retrieval tasks, and also includes prompting instructions that can be provided to an LLM for each of the component tasks. General purpose multi-modal retrieval models can be created by training on the entirety of the M2KR training data and these models can then be evaluated on any

*W Lin, J Mei, and J Chen equally contributed to this work.

or all of the included tasks. Models can further be fine-tuned for specific M2KR tasks using the task-specific tuning data included in the collection.

We show that M2KR can be used in training an FLMR-based RAG LLM for multi-task multi-modal retrieval. We refer to this model as PreFLMR (for Pre-trained FLMR). PreFLMR can be used directly in its pre-trained form for multi-task multi-modal retrieval. PreFLMR can also be fine-tuned for specific task-specific performance. In both uses we find that PreFLMR gives us substantial gains across the M2KR tasks.

Contributions of this paper are:

- The M2KR task suite encompassing nine datasets and three types of retrieval tasks for training and evaluating general-purpose vision-language retrievers. We create M2KR by re-purposing various vision and language data sets that might not be originally created for knowledge-based visual question answering, thus ensuring a rich and diverse collection.
- PreFLMR, a strong multi-modal retriever pre-trained on a vision-language corpus of over ten million items. We show that PreFLMR performs well across a range of knowledge retrieval tasks when given the appropriate instructions. We will release PreFLMR upon publication.
- A study of the scaling behaviour of FLMR in terms of its model parameters and training data. To our knowledge, this is the first systematic study of scaling in late-interaction based vision-language retrievers and should provide empirical guidance for future work.

2 Related Work

Document Retrieval. DPR has become a cornerstone in knowledge-intensive tasks (Chen et al., 2017; Izacard and Grave, 2021; Guu et al., 2020; Lee et al., 2019; Lewis et al., 2020) as well as in KB-VQA tasks due to its fast and precise retrieval capabilities (Karpukhin et al., 2020; Gui et al., 2021; Luo et al., 2021; Lin and Byrne, 2022; Wu and Mooney, 2022). Recent developments in retrieval methods, particularly Late Interaction models (Khattab and Zaharia, 2020; Santhanam et al., 2022b), have shown notable performance gains over DPR, albeit with some efficiency trade-offs (Lin et al., 2023a,b). In multi-modal retrieval,

FILIP (Yao et al., 2022) used pre-trained late interaction models for single-modal image-text retrieval, while FLMR (Lin et al., 2023b) extended the approach to multi-modal retrieval for KB-VQA with finer-grained visual and text features. This paper further extends FLMR and explores its scaling properties in multi-modal retrieval.

Knowledge-based VQA Systems. Recent multi-modal systems have significantly improved in complex tasks like OKVQA (Schwenk et al., 2022) that require external knowledge sources (Narasimhan et al., 2018; Garderes et al., 2020; Li et al., 2020; Wu et al., 2022; Marino et al., 2021; Chen et al., 2023d; Gao et al., 2022; Gui et al., 2021; Hu et al., 2023b; Rao et al., 2023). Systems like KAT (Gui et al., 2021) and REVIVE (Lin et al., 2022) used LLMs (e.g. GPT-3) for generating candidate answers. Challenges remain in answering more knowledge-intensive questions (Chen et al., 2023b; Mensink et al., 2023a), underscoring the need for robust document retrieval. Mensink et al. (2023a) showed that even state-of-the-art LLMs perform poorly on difficult KB-VQA questions, with an accuracy of under 20% when retrieval is not incorporated. RA-VQAv2 (Lin et al., 2023b) and prior work (Lin and Byrne, 2022; Luo et al., 2021; Qu et al., 2021; Gao et al., 2022; Hu et al., 2023b; Mensink et al., 2023a) demonstrated strong performance in KB-VQA by using external knowledge databases, and this study uses RA-VQAv2 for answer generation from documents retrieved by PreFLMR.

Scaling Retrieval Systems. Previous work has explored scaling laws in language/vision systems (Kaplan et al., 2020; Alabdulmohsin et al., 2022), revealing correlations between model performance, computation, number of parameters, and dataset sizes. In retrieval, Ni et al. (2022) and Hu et al. (2023b) both observe improvements in DPR-like models with one-dimensional embeddings by increasing the size of language/vision encoders. This paper reports similar scaling investigations in multi-modal late-interaction retrieval.

3 The M2KR Benchmark Suite

Current multi-modal retrievers are typically trained and evaluated on a single dataset only. To properly study general-purpose multi-modal retrievers, we introduce the Multi-task Multi-modal Knowledge Retrieval (M2KR) benchmark suite. We convert nine diverse datasets, originally designed for vi-

sion and language tasks such as image recognition, image captioning, and conversational interactions, into a uniform retrieval format. Details of the preprocessing steps, data partition, and prompting instructions are provided in Appendix A, but we note here that re-purposing these datasets into a single consistent collection for knowledge-based visual question answering represents a non-trivial effort. M2KR will be released with our models.

3.1 Tasks and Datasets

Table 1 shows the composition of M2KR. We preprocess the datasets into a uniform format and write several task-specific prompting instructions for each dataset. The M2KR benchmark contains three types of tasks:

Image to Text (I2T) retrieval. These tasks evaluate the ability of a retriever to find relevant documents associated with an input image. Component tasks are WIT (Srinivasan et al., 2021), IGLUE-en (Bugliarello et al., 2022), KVQA (Shah et al., 2019), and CC3M (Sharma et al., 2018). CC3M is included in the M2KR training set to improve scene understanding but not in the validation/test set as the task concerns caption generation, not retrieval. The IGLUE test set, which is a subset of WIT and has an established benchmark, is included to enable comparison with the literature.

Question to Text (Q2T) retrieval. This task is based on MSMARCO (Bajaj et al., 2018) and is included to assess whether multi-modal retrievers retain their ability in text-only retrieval after any retraining for images.

Image & Question to Text (IQ2T) retrieval. This is the most challenging task which requires joint understanding of questions and images for accurate retrieval. It consists of these subtasks: OVEN (Hu et al., 2023a), LLaVA (Liu et al., 2023b), OKVQA (Schwenk et al., 2022), Infoseek (Chen et al., 2023c) and E-VQA (Mensink et al., 2023b). We note in particular that we convert LLaVA, a multi-modal conversation dataset, into a multi-modal retrieval task (Appendix A).

The training/validation/test examples are downsampled from the respective sets of the original datasets. We take test examples from the original validation sets for LLaVA and Infoseek since LLaVA has no test sets and the test set annotation of Infoseek has not been released. We limit the maximum test samples to 5,120 for each dataset

Datasets	#Examples			#Passages	
	Train	Val	Test	Train	Val/Test
<i>I2T Retrieval</i>					
WIT	2.8M	20,102	5,120	4.1M	40K
IGLUE	-	-	685	-	1K
KVQA	65K	13,365	5,120	16.3K	4,648
CC3M	595K	-	-	595K	-
<i>Q2T Retrieval</i>					
MSMARCO	400K	6980	5,120	8.8M	200K
<i>IQ2T Retrieval</i>					
OVEN	339K	20,000	5,120	10K	3,192
LLaVA	351K	-	5,120	351K	6,006
OKVQA	9K	5,046	5,046	110K	110K
Infoseek	100K	-	4,708	100K	100K
E-VQA	212K	9,852	5,120	50K	50K

Table 1: Datasets in M2KR Benchmark Suite.

to allow faster performance tests on all 9 datasets. Data preprocessing and partitioning details are in Appendix A. We use the validation splits to select hyperparameters for the models which can be found in detail in Appendix B.2

3.2 Evaluation

We use *Recall@K* ($R@K$), which measures whether at least one of the target documents is in the top- K retrieved entries, to evaluate retrieval performance. We use $R@10$ for WIT and MSMARCO, and $R@1$ for LLaVA and IGLUE. Other datasets are evaluated with $R@5$. As in Table 2, we also report the average rank (*A.R.*) of each model over all datasets to indicate multi-task retrieval performance relative to other models in comparison; lower is better.

3.3 Baselines

For each dataset, we show the best published results in recent literature as baselines, if available (Table 2). For datasets without previous results such as LLaVA and OVEN, we use our replication of CLIP (Radford et al., 2021) and FLMR as zero-shot baselines following Lin et al. (2022).

4 PreFLMR Architecture and Training

Our architecture generally follows that of FLMR (Lin et al., 2023b) as shown in Fig. 1. PreFLMR uses token embedding matrices \mathbf{Q} and \mathbf{D} to represent query and document, respectively. Given a query $\bar{\mathbf{q}}$ consisting of texts q and an image I , PreFLMR uses a language model \mathcal{F}_L to obtain embeddings of all tokens in q , a vision model \mathcal{F}_V to obtain embeddings of I , and a mapping structure \mathcal{F}_M to project image embeddings into the text

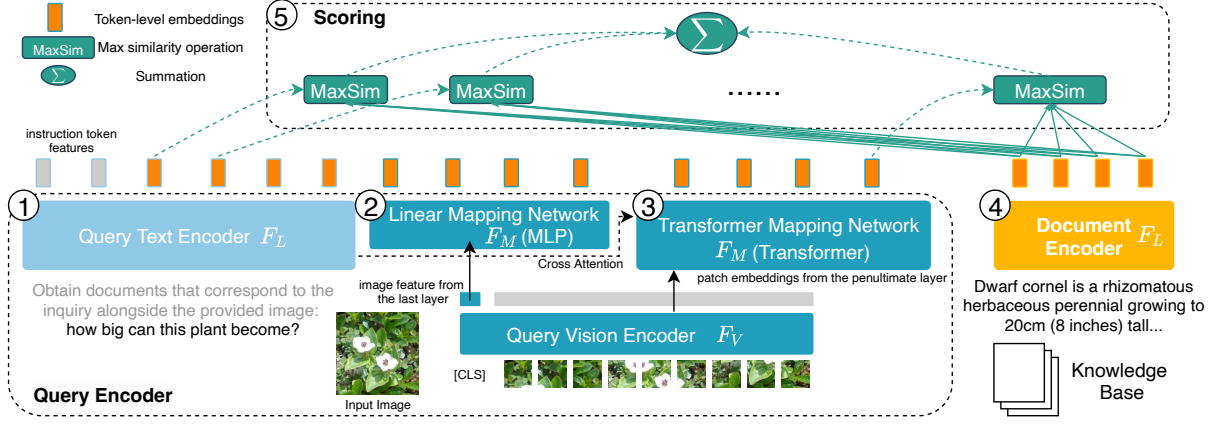


Figure 1: PreFLMR Model Architecture. (1) the text query consists of an instruction and a question, which is encoded by a text encoder; (2) at the output of the vision encoder, a mapping network consisting of Multi-Layer Perceptrons (MLP) converts the ‘[CLS]’ token representations into the same embedding space as the text encoder; (3) the transformer blocks take in the patch image embeddings from the penultimate layer of the vision encoder and attend to the text features by cross-attention; (4) a text encoder encodes documents in the knowledge base; (5) the scores between queries and documents are computed based on late-interaction, allowing each query token to interact with all document token embeddings.

embedding space. All token-level embeddings are concatenated to form the query representation \mathbf{Q} . The document matrix \mathbf{D} is obtained similarly with the language model \mathcal{F}_L but without visual features.

The relevance score $r(\bar{\mathbf{q}}, d)$ is computed via *late-interaction* (Khatab and Zaharia, 2020) between \mathbf{Q} and \mathbf{D} , aggregating the maximum dot products over all query tokens with respect to all document tokens (Eq. 9). l_Q and l_D denote the total number of tokens in query $\bar{\mathbf{q}}$ and document d , respectively.

$$r(\bar{\mathbf{q}}, d) = \sum_{i=1}^{l_Q} \max_{j=1}^{l_D} \mathbf{Q}_i \mathbf{D}_j^\top \quad (1)$$

PreFLMR improves over FLMR in the following aspects: (1) While FLMR only uses the [CLS] embedding from ViT as the image representation, in PreFLMR we additionally extract embeddings of image patches from ViT’s penultimate layer to obtain a detailed visual representation. (2) We introduce Transformer blocks with cross-attention into the mapping structure to obtain query-aware visual representation. The Transformer blocks take the image patch embeddings as input, and use cross-attention to integrate the features of the text encoder. This allows PreFLMR to attend to different aspects of the image under different queries. These Transformer blocks are placed in parallel with FLMR’s 2-layer MLP mapping structure. (3) We append task-specific instructions to the text query to distinguish between tasks. Instruction tokens are masked in computing relevance score. For

Q2T retrieval training, we feed a blank image as PreFLMR’s image input. For I2T retrieval training, we use instructions as text input to PreFLMR.

PreFLMR training and inference follow that of FLMR. When training on data consisting of several datasets, we randomly shuffle the entire training data and only use in-batch negative examples from the same corpus. Post-training, all documents are indexed through PLAID (Santhanam et al., 2022a) for efficient late-interaction retrieval. For detailed evaluation of retrieval efficiency, we refer readers to Lin et al. (2023b).

The detailed formal expression of the entire model can be found in Appendix B.4.

4.1 Training Procedures

PreFLMR’s pre-training involves four stages.

Stage 0: Text Encoder Pre-training. We train ColBERT following Khatab and Zaharia (2020) on the MSMARCO dataset to obtain the initial checkpoint for PreFLMR’s text encoder \mathcal{F}_L .

Stage 1: Training the Mapping Structure. In this stage, we only train the mapping structure \mathcal{F}_M , keeping the language and vision models frozen. Training is conducted on IQ2T dataset (LLAVA, OVEN), I2T datasets (WIT, CC3M, KVQA), and Q2T dataset (MSMARCO). We mask token embeddings in query matrix \mathbf{Q} that are produced by the language model. This encourages the Transformer cross-attention layer to integrate information from its textual inputs and enables PreFLMR to perform

IQ2T, I2T, and Q2T retrieval when provided with the appropriate instructions for each task.

Stage 2: Intermediate KB-VQA Pre-training.

We tune the text encoder \mathcal{F}_L and the mapping structure \mathcal{F}_M on the E-VQA dataset, a large and high quality KB-VQA dataset, to enhance PreFLMR’s retrieval performance. Compared to other KB-VQA datasets, E-VQA requires recognition of less common entities such as spotted hyenas and relies on more specialized domain knowledge such as American landmarks, making it good for VQA retrieval training.

Stage 3: Full-scale Fine-tuning. We train on the entire M2KR corpora, including OKVQA and Infoseek. We tune the entire model except the vision encoder \mathcal{F}_V . We adjust the dataset proportions to ensure balanced learning on these datasets of varying sizes (Appendix B.1). Additionally, we use separate text encoders to encode queries and documents; their parameters were shared in previous steps.

4.2 Training Configurations

We use the Adam optimizer (Kingma and Ba, 2015) with a fixed learning rate of 10^{-4} for the mapping structures and 10^{-5} for other parameters in all experiments. Training was run up to 300k, 220k, 12k, and 50k steps in the four stages, respectively. Full training configurations (including the hyperparameters for downstream VQA finetuning) can be found in Appendix B.2.

5 Experiments and Results

In this section we present results of scaling PreFLMR components (Sec.5.2, 5.4), analyze the effect of each training stage (Sec.5.3, 5.6), and evaluate on the downstream KB-VQA tasks (Sec.5.5). We summarize our findings in Sec.5.7. Multi-task performance refers to PreFLMR results, i.e. Stages 0,1,2, and 3, without any single-task fine-tuning.

5.1 Model Variants

We experiment with a range of model configurations. Model sizes range from BERT-Small (28.8M), BERT-Medium (41.1M), BERT-Base (110M) to BERT-large (340M). ColBERT text encoders are denoted as "[BERT size]-[pre-training scheme]". There are two ColBERT pre-training schemes: “v1” (Khattab and Zaharia, 2020) and “v2” (Santhanam et al., 2022b). “v2” yields a better performing model than “v1” as evaluated on

MSMARCO. We compare models initialized from “v1” and “v2” checkpoints to investigate how the performance of the initial uni-modal text retriever affects the final multi-modal vision-language retriever. Except for “Base-v2”, all ColBERT variants are trained using our replication of ColBERT following the “v1” pre-training scheme¹. For the vision encoders, we use the ViT variants: ViT-B (88M), ViT-L (303M) (Radford et al., 2021), ViT-H (631M) and ViT-G (1.84B) (Cherti et al., 2023).

5.2 PreFLMR Performance

The best-performing PreFLMR model (ViT-G + Base-v2) outperforms other variants on most of M2KR benchmark (Table 2, #13). Without single-task finetuning, PreFLMR outperforms baseline models optimized for the individual tasks on 7 out of 9 datasets, showcasing its capability as a general visual-language retriever. We now analyze how each PreFLMR component affects performance.

Vision Encoder Scaling. Scaling ViT from ViT-B (86M) to ViT-G (1.8B) while keeping the text encoder fixed brings about substantial performance gain across all tasks (Table 2 #2, #5, #12, #13), e.g. 48.8 to 59.6 on Infoseek and 67.9 to 73.1 on E-VQA. The gain is greater when upgrading ViT-B to ViT-L with recall improvements of $\sim 10\%$ on WIT, KVQA, OVEN, and Infoseek, showing the benefit of using better vision encoders. In addition, Fig. 3 in the appendix illustrates performance gains in scaling the vision encoder with a radar plot.

Text Encoder Scaling. Scaling up the text encoder from BERT-Small-v1 to Medium-v1 to Base-v1 (Table 2 #9, #10, #4) yields substantial performance gain (A.R. 8.3, 8.2, and 5.6). However, we find that further scaling to Large-v1 (#11) adversely impacts the performance (A.R. decreased to 6.6). We attribute this to overfitting and unstable training for large models given the available data (Appendix B.3). The results suggest that BERT-Base (110M) is adequate for building a capable vision-language retriever.

Improving Text Encoder. Compared to PreFLMR models initialized from Base-v1, models initialized from Base-v2 have better multi-tasking performance indicated by better A.R. (Table 2 #1 vs #2 and #4 vs #5). The gain from improving the text encoder is more substantial when using the “ViT-L” vision model (-2.4 A.R.) compared

¹The training code of “v2” has not been released officially.

				I2T			Q2T	IQ2T						
Model	Vis. Enc.	Text Enc.	Total Param.	WIT R@10	IGLUE R@1	KVQA R@5	MM R@5	OVEN R@5	LLAVA R@1	Infoseek R@5	E-VQA R@5	OKVQA R@5	A.R.	
CLIP				28.1	44.1	23.8	-	22.0	33.0	17.1	10.4	5.7		
SOTA				FLMR	GIVL	FLMR	ColBERT	FLMR	FLMR	FLMR	Lens	FLMR		
Res.				23.8	30.8	31.9	86.9	40.5	56.4	47.1	62.5	68.1		
Multi-task Performance														
1	PreFLMR	B	B-v1	207M	41.5	56.8	28.6	77.9	45.9	67.4	48.9	65.4	67.2	9.0
2	PreFLMR	B	B-v2	207M	41.7	57.3	28.6	79.5	46.3	67.2	48.8	67.9	66.1	8.2
3	w/o inter.	B	B-v2	207M	41.2	56.8	26.5	78.2	43.7	65.0	47.0	57.3	65.1	10.9
4	PreFLMR	L	B-v1	422M	58.2	69.8	40.6	72.1	59.3	69.3	57.4	70.7	67.9	5.6
5	PreFLMR	L	B-v2	422M	60.5	69.2	43.6	78.7	59.8	71.8	57.9	70.8	68.5	3.2
6	ViT trainable	L	B-v2	422M	18.7	1.5	0.8	76.7	5.6	54.6	36.7	57.2	58.9	12.3
7	w/o instruct.	L	B-v2	422M	13.3	10.5	38.2	75.2	52.1	62.1	49.1	71.3	65.7	9.2
8	w/o inter.	L	B-v2	422M	60.0	72.0	40.5	80.3	56.1	70.5	55.4	67.0	66.6	4.6
9	PreFLMR	L	S-v1	334M	54.2	66.3	37.9	73.6	53.9	66.0	52.6	66.8	65.3	8.3
10	PreFLMR	L	M-v1	348M	56.2	67.9	37.1	72.9	55.5	64.7	52.2	70.4	65.3	8.2
11	PreFLMR	L	L-v1	677M	49.9	62.8	40.0	72.8	58.8	69.3	59.4	58.2	68.6	6.6
12	PreFLMR	H	B-v2	750M	60.5	71.2	39.4	78.5	61.5	72.3	59.5	71.7	68.1	3.1
13	PreFLMR	G	B-v2	1.96B	61.5	71.5	42.1	78.6	63.4	72.4	59.6	73.1	68.6	1.6
Finetuned PreFLMR for Specific Downstream Tasks														
14	PreFLMR	L	B-v2	422M	68.5				70.8		60.3	71.4	67.3	
15	PreFLMR	H	B-v2	750M	69.3				72.3		62.3	72.1	70.5	
16	PreFLMR	G	B-v2	1.96B	69.3				73.1		62.1	73.7	70.9	

Table 2: PreFLMR performance on all datasets. Best multi-task performance is in bold and best downstream finetuning performance is underlined. For the vision encoder, we compare ViT-B (B), ViT-L (L), ViT-H (H) and ViT-G (G). For the text encoder, we compare Base-v1 (B-v1), Base-v2 (B-v2), Small-v1 (S-v1), Medium-v1 (M-v1), and Large-v1 (L-v1). A.R.: Average Rank against all other models on all tasks. For baselines, we show: GIVL (Yin et al., 2023) for IGLUE; ColBERTv2 for MSMARCO (MM); FLMR (Lin et al., 2023b) for Infoseek and OKVQA; and Google Lens (Google) for E-VQA.

to using “ViT-B” (-0.8 A.R.), indicating that the text encoder is relatively weak as the vision model improves.

5.3 Performance of Each PreFLMR Stage

In this section, we analyze intermediate performance in the earlier stages of pre-training to better understand the scaling behaviour of PreFLMR.

Text Encoder Pre-training. We train “ColBERT-v1” at different sizes and evaluate on the MS-MARCO dataset. Table 3 shows larger model sizes consistently yield better text retrieval performance. In contrast to the multi-modal case, scaling up to “Large-v1” does not destabilize training and leads to better performance compared to “Base-v1”.

Training the Mapping Structures. Table 4 details system performance after Stage 1 training, in which only the vision-language mapping structure is trained. Similar to Sec. 5.2, scaling up the vision encoder improves performance across tasks. PreFLMR exhibits strong zero-shot KB-VQA performance at this preliminary stage (50.87 in Infoseek, 42.44 in E-VQA, and 52.14 in OKVQA). After Stage 1, PreFLMR with ViT-G performs worse than other variants on IGLUE, E-VQA and OKVQA.

However, it attains the best performance on these datasets after Stage 3. This suggests that tuning the mapping structure alone is not enough to fully utilize larger vision models.

Intermediate Pre-training. Stage 1 improves performance on KB-VQA tasks (Table 2 #3 vs #2 and #8 vs #5). Although we are only training on E-VQA, the score on other KB-VQA tasks (Infoseek, KVQA, OKVQA) increases by $\sim 1\%$ or more. This shows that E-VQA is an appropriate corpus for training a general-purpose knowledge retriever. We analyze the gain from intermediate pre-training in more detail in Sec. 5.6.

5.4 Ablation Studies

Instructions. Removing instructions (Table 2 #7) results in much worse overall performance, with the WIT recall rate reduced to 13.3. This shows that instructions are necessary for multi-task learning and that our instruction scheme works well (the full list of instructions is given in Appendix A).

Pre-training Datasets. As shown in Table 5, adding CC3M to training improves performance on all metrics, showing that learning to understand scene via captioning datasets is beneficial. Remov-

Model	MRR@10	Recall@50
Small-v1 (28.8M)	34.5	79.8
Medium-v1 (41.4M)	35.5	81.4
Base-v1 (110M)	35.8	82.4
Large-v1 (345M)	37.0	83.2
Base-v1 (official)	36.0	82.9
Base-v2 (official)	39.7	86.8

Table 3: Text encoder pre-training results evaluated on the full MS-MARCO test set.

	Vis. Enc.	Text Enc.	WIT	LLa.	OVEN	KVQA	IGLUE	Info.	E-VQA	OK.	A.R.
1	ViT-B	Base-v2	34.2	50.9	46.1	28.9	60.5	42.5	32.7	46.5	6.5
2	ViT-L	Small-v1	46.5	46.1	37.9	17.9	57.3	43.5	26.6	56.7	7.0
3	ViT-L	Medium-v1	49.6	47.8	38.6	23.1	58.7	46.7	27.7	58.1	5.3
4	ViT-L	Base-v1	49.3	50.8	52.3	38.2	68.5	46.1	41.9	49.4	4.6
5	ViT-L	Base-v2	49.6	51.2	54.8	40.5	69.5	48.7	45.0	50.9	2.3
6	ViT-L	Large-v1	48.5	47.3	51.8	32.8	67.2	45.1	40.0	49.7	5.6
7	ViT-H	Base-v2	51.8	51.6	55.3	35.6	69.0	48.6	42.2	51.3	2.8
8	ViT-G	Base-v2	49.5	51.8	59.6	38.7	69.3	50.9	42.4	52.1	2.0

Table 4: PreFLMR performance after Stage 1. Infoseek, E-VQA, and OKVQA are tested in zero-shot mode. A.R.: Average Rank against all other models on all tasks. LLa.- LLaVA; Info.- Infoseek; OK. - OKVQA.

Datasets	WIT	LLaVA	Infoseek
All	34.14	50.82	42.71
w/o CC3M	29.33	44.82	40.18
w/o LLaVA	33.78	30.78	39.20
w/o MSMARCO	33.96	47.88	38.90
w/o OVEN&KVQA	33.96	49.85	35.62

Table 5: Ablation study on Stage 1 pre-training datasets. The model is ViT-B + Base-v1. We evaluate systems on Infoseek in zero-shot mode though it is not used in Stage 1 training.

ing either LLaVA or MSMARCO harms zero-shot KB-VQA performance (-3.0 in Infoseek), noting that Infoseek is not used in this stage. Training on these datasets facilitates learning question-aware visual representations as the cross-attention in the mapping structure must attend to the text input to perform well on these tasks. Omitting knowledge-intensive datasets (OVEN and KVQA) negatively impacts the zero-shot performance on Infoseek, showing the importance of in-domain data.

	N_{TR}	WIT	LLaVA	Infoseek
ViT-B + Base-v1	1L	34.1	50.8	42.7
ViT-B + Base-v1	4L	29.0	51.4	40.8
ViT-L + Base-v2	1L	49.6	51.2	48.7
ViT-L + Base-v2	4L	45.9	51.7	46.8

Table 6: Performance of adding more Transformer layers to the mapping structure. N_{TR} is the number of Transformer layers in the mapping structure.

Mapping Structure Scaling. Table 6 illustrates the impact of scaling up the mapping structure under two PreFLMR configurations. Increasing cross-attention layers from 1 to 4 marginally improves LLaVA performance ($+0.5$, approx.), but adversely impacts performance on WIT (-4 , approx.) and Infoseek (-2 , approx.). We adhere to the 1-layer design, noting that adding parameters to the mapping structure does not improve performance.

Model	OKVQA	Infoseek	E-VQA
SOTA	66.10	21.80	48.80
<i>SOTA model</i>	PaLM-E	PALI-X	PaLM-B + Lens
RA-VQAv2 w/ FLMR	60.75	-	-
RA-VQAv2 w/ PreFLMR	61.88	30.65	54.45
<i>w/o retrieval</i>	55.44	21.78	19.80

Table 7: Downstream KB-VQA performance when RA-VQAv2 (Lin et al., 2023b) is equipped with PreFLMR and finetuned on the target VQA task. PaLM-E (Driess et al., 2023), PALI-X (Chen et al., 2022) and PaLM-B (Anil et al., 2023) are large multi-modal models with 562B, 55B, and 1T parameters, respectively. The E-VQA SOTA (Mensink et al., 2023b) uses Lens (Google), the Google API for image retrieval.

5.5 Retrieval Augmented Visual Question Answering with PreFLMR

We build on RA-VQAv2 (Lin et al., 2023b), a strong retrieval-augmented visual question answering system to tackle OKVQA, Infoseek, and E-VQA. We replace the FLMR retriever with the best-performing PreFLMR variant fine-tuned on the target VQA task (ViT-G + Base-v2, Table 2 #14) and follow RA-VQAv2 to fine-tune a BLIP-2 answer generator on the target VQA task. Following previous literature (Schwenk et al., 2022; Chen et al., 2023c; Mensink et al., 2023b), we use VQA score, Accuracy, and BERT matching (BEM) (Bulian et al., 2022) to evaluate performance on OKVQA, Infoseek, and E-VQA, respectively.

As shown in Table 7, compared to models without retrieval, PreFLMR improves performance by approximately 6% on OKVQA, 9% on Infoseek, and 34% on E-VQA. These results highlight the effectiveness of PreFLMR in document retrieval for KB-VQA tasks.

On OKVQA, the performances of RA-VQAv2 (PreFLMR) and RA-VQAv2 (FLMR) are similar. Table 2 #13 shows that PreFLMR attains similar Re-

call@5 as FLMR on OKVQA even though it has a much larger vision encoder. As a possible explanation, compared to E-VQA and Infoseek, the knowledge required to answer OKVQA question is less specialized and many OKVQA questions can be answered without document retrieval (Mensink et al., 2023b). See Appendix D for qualitative analysis. Another possibility is that, compared to E-VQA and Infoseek where the ground-truth document is provided for each question, the OKVQA training set does not provide ground-truth knowledge documents. The retriever uses pseudo-relevant documents in training that contain the target answer but these may not be truly useful for answering the question. This is evidence that data quality should be improved along with model scaling.

5.6 Analysis of Intermediate Pre-training

Sec. 5.3 shows that Stage 2 Intermediate Pre-training improves the performance as evaluated by task-specific metrics. In this section, we further quantify the gains from Stage 2 for each dataset and more clearly show that KB-VQA tasks benefit more from Stage 2 than other tasks. We use the difference in minimal validation loss achieved on each dataset starting from checkpoints before or after Stage 2 Intermediate Pre-training as a measure of benefit. This enables comparison of tasks with different performance metrics. Intuitively, a larger absolute difference in validation loss indicates that the dataset benefits more from the Intermediate Pre-training stage.

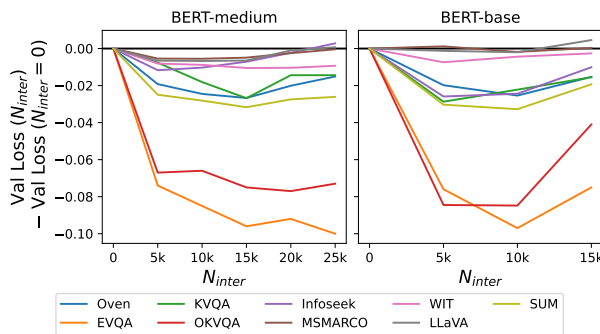


Figure 2: Change in Stage 3 validation loss when initialized from Stage 2 checkpoints after N_{inter} steps of intermediate pre-training. A large difference indicates a greater gain from intermediate pre-training.

Figure 2 plots the difference in validation loss of every dataset when the starting checkpoints have undergone N_{inter} intermediate pre-training steps using either BERT-medium or BERT-base as the

text encoder backbone. As expected, starting from E-VQA-pre-trained checkpoints yields lower validation loss in knowledge-intensive tasks such as OKVQA, KVQA, and OVEN after the same number (5,000) of finetuning steps. Performance on these datasets indeed sees more gain from Stage 2 training (Table 2, #5 v.s. #8). Figure 2 also indicates the existence of an optimal N_{inter} , beyond which the model overfits to E-VQA, harming performance on other datasets. The larger PreFLMR model with BERT-base text encoder overfits faster than PreFLMR with BERT-medium ($N_{inter} \approx 15,000$ versus $N_{inter} \approx 10,000$). We use V-Entropy (Xu et al., 2020) to formalize our analysis as an empirical measure of mutual information between datasets in Appendix C.

5.7 Summary of Findings

We summarise the results of our investigations into scaling behaviour as follows:

- The text encoder size need not exceed that of BERT-base (110M) to achieve competitive multi-modal retrieval performance (Sec.5.2).
- Scaling up the vision encoder from ViT-B to ViT-G yields substantial gains (Sec.5.2).
- Scaling up the mapping structure does not improve performance (Sec.5.4).
- Intermediate pre-training on high-quality in-domain data (E-VQA) effectively improves retrieval performance across KB-VQA tasks (Sec.5.3, 5.6).
- Strong knowledge retrievers boost performance on challenging KB-VQA tasks such as OKVQA, Infoseek, and E-VQA via Retrieval-Augmented Generation (Sec.5.5).
- Ground-truth document labels are important to make full use of large models in training multi-modal retrievers (Sec.5.5).

6 Conclusion

This work has studied the scaling behaviour of state of the art multi-modal document retrieval systems, with a focus on enhancing fine-grained late-interaction retrieval for knowledge-based visual question answering. We contribute a comprehensive training and evaluation framework, M2KR, for general-purpose multi-modal knowledge retrieval. The PreFLMR system we train in the M2KR framework yields excellent retrieval performance across a range of tasks and can also serve as a base for further task-specific finetuning.

Limitations

Limited by available computational resources, we leave several further investigations as future work: (1) The CLIP-ViT models (Cherti et al., 2023) were not pre-trained on in-domain data of knowledge-intensive tasks. Further training may enhance the model’s ability to recognize a broader range of objects; (2) Advanced training approaches beyond contrastive learning, such as score distillation (Santhanam et al., 2022b), could be explored to further enhance retrieval performance; (3) Investigating a more optimal mix proportion of datasets with varying sizes also warrants further exploration.

Acknowledgments

This work was supported in part by the AWS Cloud Credit for Research programme.

Weizhe Lin was supported by a Research Studentship funded by Toyota Motor Europe (RG92562(24020)).

Prof. Bill Byrne holds concurrent appointments as a Professor of Information Engineering at Cambridge University and as an Amazon Scholar. This publication describes work performed at Cambridge University and is not associated with Amazon.

References

- Ibrahim M Alabdulmohsin, Behnam Neyshabur, and Xiaohua Zhai. 2022. [Revisiting neural scaling laws in language and vision](#). In *Advances in Neural Information Processing Systems*, volume 35, pages 22300–22312. Curran Associates, Inc.
- Rohan Anil, Andrew M. Dai, Orhan Firat, Melvin Johnson, Dmitry Lepikhin, Alexandre Passos, Siamak Shakeri, Emanuel Taropa, Paige Bailey, Zhifeng Chen, Eric Chu, Jonathan H. Clark, Laurent El Shafey, Yanping Huang, Kathy Meier-Hellstern, Gaurav Mishra, Erica Moreira, Mark Omernick, Kevin Robinson, Sebastian Ruder, Yi Tay, Kefan Xiao, Yuanzhong Xu, Yujing Zhang, Gustavo Hernandez Abrego, Junwhan Ahn, Jacob Austin, Paul Barham, Jan Botha, James Bradbury, Siddhartha Brahma, Kevin Brooks, Michele Catasta, Yong Cheng, Colin Cherry, Christopher A. Choquette-Choo, Aakanksha Chowdhery, Clément Crepy, Shachi Dave, Mostafa Dehghani, Sunipa Dev, Jacob Devlin, Mark Díaz, Nan Du, Ethan Dyer, Vlad Feinberg, Fangxiaoyu Feng, Vlad Fienber, Markus Freitag, Xavier Garcia, Sebastian Gehrmann, Lucas Gonzalez, Guy Gur-Ari, Steven Hand, Hadi Hashemi, Le Hou, Joshua Howland, Andrea Hu, Jeffrey Hui, Jeremy Hurwitz, Michael Isard, Abe Ittycheriah, Matthew Jagielski, Wenhao Jia, Kathleen Kenealy, Maxim Krikun, Sneha Kudugunta, Chang Lan, Katherine Lee, Benjamin Lee, Eric Li, Music Li, Wei Li, YaGuang Li, Jian Li, Hyeontaek Lim, Hanzhao Lin, Zhongtao Liu, Frederick Liu, Marcello Maggioni, Aroma Mahendru, Joshua Maynez, Vedant Misra, Maysam Moussalem, Zachary Nado, John Nham, Eric Ni, Andrew Nystrom, Alicia Parrish, Marie Pellat, Martin Polacek, Alex Polozov, Reiner Pope, Siyuan Qiao, Emily Reif, Bryan Richter, Parker Riley, Alex Castro Ros, Aurko Roy, Brennan Saeta, Rajkumar Samuel, Renee Shelby, Ambrose Slone, Daniel Smilkov, David R. So, Daniel Sohn, Simon Tokumine, Dasha Valter, Vijay Vasudevan, Kiran Vodrahalli, Xuezhi Wang, Pidong Wang, Zirui Wang, Tao Wang, John Wieting, Yuhuai Wu, Kelvin Xu, Yunhan Xu, Linting Xue, Pengcheng Yin, Jiahui Yu, Qiao Zhang, Steven Zheng, Ce Zheng, Weikang Zhou, Denny Zhou, Slav Petrov, and Yonghui Wu. 2023. [Palm 2 technical report](#).
- Payal Bajaj, Daniel Campos, Nick Craswell, Li Deng, Jianfeng Gao, Xiaodong Liu, Rangan Majumder, Andrew McNamara, Bhaskar Mitra, Tri Nguyen, Mir Rosenberg, Xia Song, Alina Stoica, Saurabh Tiwary, and Tong Wang. 2018. [Ms marco: A human generated machine reading comprehension dataset](#). (arXiv:1611.09268). ArXiv:1611.09268 [cs].
- Lukas Bossard, Matthieu Guillaumin, and Luc Van Gool. 2014. Food-101 – mining discriminative components with random forests. In *European Conference on Computer Vision*.
- Emanuele Bugliarello, Fangyu Liu, Jonas Pfeiffer, Siva Reddy, Desmond Elliott, Edoardo Maria Ponti, and Ivan Vulić. 2022. [Iglue: A benchmark for transfer learning across modalities, tasks, and languages](#). In *Proceedings of the 39th International Conference on Machine Learning*, page 2370–2392. PMLR.
- Jannis Bulian, Christian Buck, Wojciech Gajewski, Benjamin Börschinger, and Tal Schuster. 2022. [Tomayto, tomahto. beyond token-level answer equivalence for question answering evaluation](#). In *Proceedings of the 2022 Conference on Empirical Methods in Natural Language Processing*, pages 291–305, Abu Dhabi, United Arab Emirates. Association for Computational Linguistics.
- Andrea Burns, Krishna Srinivasan, Joshua Ainslie, Geoff Brown, Bryan A. Plummer, Kate Saenko, Jianmo Ni, and Mandy Guo. 2023. [Wikiweb2m: A page-level multimodal wikipedia dataset](#).
- Danqi Chen, Adam Fisch, Jason Weston, and Antoine Bordes. 2017. [Reading Wikipedia to answer open-domain questions](#). In *Proceedings of the 55th Annual Meeting of the Association for Computational Linguistics (Volume 1: Long Papers)*, pages 1870–1879, Vancouver, Canada. Association for Computational Linguistics.
- Xi Chen, Josip Djolonga, Piotr Padlewski, Basil Mustafa, Soravit Changpinyo, Jialin Wu, Carlos Riquelme Ruiz, Sebastian Goodman, Xiao Wang,

- Yi Tay, et al. 2023a. Pali-x: On scaling up a multilingual vision and language model. *arXiv preprint arXiv:2305.18565*.
- Xi Chen, Xiao Wang, Soravit Changpinyo, A. J. Piergiovanni, Piotr Padlewski, Daniel Salz, Sebastian Goodman, Adam Grycner, Basil Mustafa, Lucas Beyer, Alexander Kolesnikov, Joan Puigcerver, Nan Ding, Keran Rong, Hassan Akbari, Gaurav Mishra, Linting Xue, Ashish Thapliyal, James Bradbury, Weicheng Kuo, Mojtaba Seyedhosseini, Chao Jia, Burcu Karagol Ayan, Carlos Riquelme, Andreas Steiner, Anelia Angelova, Xiaohua Zhai, Neil Houlsby, and Radu Soricut. 2022. [Pali: A jointly-scaled multilingual language-image model](#). (arXiv:2209.06794). ArXiv:2209.06794 [cs].
- Yang Chen, Hexiang Hu, Yi Luan, Haitian Sun, Soravit Changpinyo, Alan Ritter, and Ming-Wei Chang. 2023b. [Can pre-trained vision and language models answer visual information-seeking questions?](#) In *Proceedings of the 2023 Conference on Empirical Methods in Natural Language Processing*, pages 14948–14968, Singapore. Association for Computational Linguistics.
- Yang Chen, Hexiang Hu, Yi Luan, Haitian Sun, Soravit Changpinyo, Alan Ritter, and Ming-Wei Chang. 2023c. [Can pre-trained vision and language models answer visual information-seeking questions?](#) (arXiv:2302.11713). ArXiv:2302.11713 [cs].
- Zhuo Chen, Yufeng Huang, Jiaoyan Chen, Yuxia Geng, Yin Fang, Jeff Z. Pan, Ningyu Zhang, and Wen Zhang. 2023d. [Lako: Knowledge-driven visual question answering via late knowledge-to-text injection](#). In *Proceedings of the 11th International Joint Conference on Knowledge Graphs, IJCKG '22*, page 20–29, New York, NY, USA. Association for Computing Machinery.
- Mehdi Cherti, Romain Beaumont, Ross Wightman, Mitchell Wortsman, Gabriel Ilharco, Cade Gordon, Christoph Schuhmann, Ludwig Schmidt, and Jenia Jitsev. 2023. [Reproducible scaling laws for contrastive language-image learning](#). In *2023 IEEE/CVF Conference on Computer Vision and Pattern Recognition (CVPR)*, pages 2818–2829.
- Yin Cui, Yang Song, Chen Sun, Andrew Howard, and Serge Belongie. 2018. [Large scale fine-grained categorization and domain-specific transfer learning](#). (arXiv:1806.06193). ArXiv:1806.06193 [cs].
- Danny Driess, Fei Xia, Mehdi S. M. Sajjadi, Corey Lynch, Aakanksha Chowdhery, Brian Ichter, Ayzan Wahid, Jonathan Tompson, Quan Vuong, Tianhe Yu, Wenlong Huang, Yevgen Chebotar, Pierre Sermanet, Daniel Duckworth, Sergey Levine, Vincent Vanhoucke, Karol Hausman, Marc Toussaint, Klaus Greff, Andy Zeng, Igor Mordatch, and Pete Florence. 2023. Palm-e: An embodied multimodal language model. In *Proceedings of the 40th International Conference on Machine Learning, ICML'23*. JMLR.org.
- Feng Gao, Qing Ping, Govind Thattai, Aishwarya Reganti, Ying Nian Wu, and Prem Natarajan. 2022. Transform-retrieve-generate: Natural language-centric outside-knowledge visual question answering. In *Proceedings of the IEEE/CVF Conference on Computer Vision and Pattern Recognition*, pages 5067–5077.
- François Garderes, Maryam Ziaeeafard, Baptiste Aboob, and Freddy Lecue. 2020. Conceptbert: Concept-aware representation for visual question answering. In *Proceedings of the 2020 Conference on Empirical Methods in Natural Language Processing: Findings*, pages 489–498.
- Google. Google lens: Image recognition and retrieval api. <https://lens.google.com>.
- Yash Goyal, Tejas Khot, Douglas Summers-Stay, Dhruv Batra, and Devi Parikh. 2017. Making the V in VQA matter: Elevating the role of image understanding in Visual Question Answering. In *Conference on Computer Vision and Pattern Recognition (CVPR)*.
- Liangke Gui, Borui Wang, Qiuyuan Huang, Alex Hauptmann, Yonatan Bisk, and Jianfeng Gao. 2021. Kat: A knowledge augmented transformer for vision-and-language. *arXiv preprint arXiv:2112.08614*.
- Kelvin Guu, Kenton Lee, Zora Tung, Panupong Pasupat, and Ming-Wei Chang. 2020. Realm: Retrieval-augmented language model pre-training. In *Proceedings of the 37th International Conference on Machine Learning, ICML'20*. JMLR.org.
- Edward J Hu, yelong shen, Phillip Wallis, Zeyuan Allen-Zhu, Yuanzhi Li, Shean Wang, Lu Wang, and Weizhu Chen. 2022. [LoRA: Low-rank adaptation of large language models](#). In *International Conference on Learning Representations*.
- Hexiang Hu, Yi Luan, Yang Chen, Urvashi Khandelwal, Mandar Joshi, Kenton Lee, Kristina Toutanova, and Ming-Wei Chang. 2023a. [Open-domain visual entity recognition: Towards recognizing millions of wikipedia entities](#). (arXiv:2302.11154). ArXiv:2302.11154 [cs].
- Ziniu Hu, Ahmet Iscen, Chen Sun, Zirui Wang, Kai-Wei Chang, Yizhou Sun, Cordelia Schmid, David A. Ross, and Alireza Fathi. 2023b. [Reveal: Retrieval-augmented visual-language pre-training with multi-source multimodal knowledge memory](#). page 23369–23379.
- Gautier Izacard and Edouard Grave. 2021. [Leveraging passage retrieval with generative models for open domain question answering](#). In *Proceedings of the 16th Conference of the European Chapter of the Association for Computational Linguistics: Main Volume*, pages 874–880, Online. Association for Computational Linguistics.
- Jeff Johnson, Matthijs Douze, and Hervé Jégou. 2019. Billion-scale similarity search with GPUs. *IEEE Transactions on Big Data*, 7(3):535–547.

- Jared Kaplan, Sam McCandlish, Tom Henighan, Tom B Brown, Benjamin Chess, Rewon Child, Scott Gray, Alec Radford, Jeffrey Wu, and Dario Amodei. 2020. Scaling laws for neural language models. *arXiv preprint arXiv:2001.08361*.
- Vladimir Karpukhin, Barlas Oguz, Sewon Min, Patrick Lewis, Ledell Wu, Sergey Edunov, Danqi Chen, and Wen-tau Yih. 2020. [Dense passage retrieval for open-domain question answering](#). In *Proceedings of the 2020 Conference on Empirical Methods in Natural Language Processing (EMNLP)*, pages 6769–6781, Online. Association for Computational Linguistics.
- Omar Khattab and Matei Zaharia. 2020. [Colbert: Efficient and effective passage search via contextualized late interaction over bert](#). In *Proceedings of the 43rd International ACM SIGIR Conference on Research and Development in Information Retrieval, SIGIR '20*, page 39–48, New York, NY, USA. Association for Computing Machinery.
- Diederik P. Kingma and Jimmy Ba. 2015. [Adam: A method for stochastic optimization](#). In *3rd International Conference on Learning Representations, ICLR 2015, San Diego, CA, USA, May 7-9, 2015, Conference Track Proceedings*.
- Jonathan Krause, Michael Stark, Jia Deng, and Li Fei-Fei. 2013. 3d object representations for fine-grained categorization. In *4th International IEEE Workshop on 3D Representation and Recognition (3dRR-13)*, Sydney, Australia.
- Kenton Lee, Ming-Wei Chang, and Kristina Toutanova. 2019. [Latent retrieval for weakly supervised open domain question answering](#). In *Proceedings of the 57th Annual Meeting of the Association for Computational Linguistics*, pages 6086–6096, Florence, Italy. Association for Computational Linguistics.
- Patrick Lewis, Ethan Perez, Aleksandra Piktus, Fabio Petroni, Vladimir Karpukhin, Naman Goyal, Heinrich Küttler, Mike Lewis, Wen-tau Yih, Tim Rocktäschel, et al. 2020. Retrieval-augmented generation for knowledge-intensive nlp tasks. *Advances in Neural Information Processing Systems*, 33:9459–9474.
- Guohao Li, Xin Wang, and Wenwu Zhu. 2020. Boosting visual question answering with context-aware knowledge aggregation. In *Proceedings of the 28th ACM International Conference on Multimedia*, pages 1227–1235.
- Leroy Lin, Yujia Xie, Dongdong Chen, Yichong Xu, Chenguang Zhu, and Lu Yuan. 2022. [REVIVE: Regional visual representation matters in knowledge-based visual question answering](#). In *Advances in Neural Information Processing Systems*.
- Weizhe Lin, Rexhina Blloshmi, Bill Byrne, Adria de Gispert, and Gonzalo Iglesias. 2023a. [LI-RAGE: Late interaction retrieval augmented generation with explicit signals for open-domain table question answering](#). In *Proceedings of the 61st Annual Meeting of the Association for Computational Linguistics (Volume 2: Short Papers)*, pages 1557–1566, Toronto, Canada. Association for Computational Linguistics.
- Weizhe Lin and Bill Byrne. 2022. [Retrieval augmented visual question answering with outside knowledge](#). In *Proceedings of the 2022 Conference on Empirical Methods in Natural Language Processing*, pages 11238–11254, Abu Dhabi, United Arab Emirates. Association for Computational Linguistics.
- Weizhe Lin, Jinghong Chen, Jingbiao Mei, Alexandru Coca, and Bill Byrne. 2023b. [Fine-grained late-interaction multi-modal retrieval for retrieval augmented visual question answering](#). In *Thirty-seventh Conference on Neural Information Processing Systems*.
- Haotian Liu, Chunyuan Li, Yuheng Li, and Yong Jae Lee. 2023a. Improved baselines with visual instruction tuning. *arXiv preprint arXiv:2310.03744*.
- Haotian Liu, Chunyuan Li, Qingyang Wu, and Yong Jae Lee. 2023b. [Visual instruction tuning](#). (arXiv:2304.08485). ArXiv:2304.08485 [cs].
- Man Luo, Yankai Zeng, Pratyay Banerjee, and Chitta Baral. 2021. [Weakly-supervised visual-retriever-reader for knowledge-based question answering](#). In *Proceedings of the 2021 Conference on Empirical Methods in Natural Language Processing*, pages 6417–6431, Online and Punta Cana, Dominican Republic. Association for Computational Linguistics.
- Kenneth Marino, Xinlei Chen, Devi Parikh, Abhinav Gupta, and Marcus Rohrbach. 2021. Krisp: Integrating implicit and symbolic knowledge for open-domain knowledge-based vqa. In *Proceedings of the IEEE/CVF Conference on Computer Vision and Pattern Recognition*, pages 14111–14121.
- Thomas Mensink, Jasper Uijlings, Lluís Castrejon, Arushi Goel, Felipe Cadar, Howard Zhou, Fei Sha, André Araujo, and Vittorio Ferrari. 2023a. Encyclopedic vqa: Visual questions about detailed properties of fine-grained categories. In *Proceedings of the IEEE/CVF International Conference on Computer Vision (ICCV)*, pages 3113–3124.
- Thomas Mensink, Jasper Uijlings, Lluís Castrejon, Arushi Goel, Felipe Cadar, Howard Zhou, Fei Sha, André Araujo, and Vittorio Ferrari. 2023b. [Encyclopedic vqa: Visual questions about detailed properties of fine-grained categories](#). (arXiv:2306.09224). ArXiv:2306.09224 [cs].
- Medhini Narasimhan, Svetlana Lazebnik, and Alexander Schwing. 2018. Out of the box: Reasoning with graph convolution nets for factual visual question answering. *Advances in neural information processing systems*, 31.
- Jianmo Ni, Chen Qu, Jing Lu, Zhuyun Dai, Gustavo Hernandez Abrego, Ji Ma, Vincent Zhao, Yi Luan, Keith Hall, Ming-Wei Chang, and Yinfei Yang. 2022. [Large dual encoders are generalizable retrievers](#). In *Proceedings of the 2022 Conference on Empirical*

- Methods in Natural Language Processing*, pages 9844–9855, Abu Dhabi, United Arab Emirates. Association for Computational Linguistics.
- OpenAI. 2023. [Gpt-4 technical report](#).
- Chen Qu, Hamed Zamani, Liu Yang, W Bruce Croft, and Erik Learned-Miller. 2021. Passage retrieval for outside-knowledge visual question answering. In *Proceedings of the 44th International ACM SIGIR Conference on Research and Development in Information Retrieval*, pages 1753–1757.
- Alec Radford, Jong Wook Kim, Chris Hallacy, Aditya Ramesh, Gabriel Goh, Sandhini Agarwal, Girish Sastry, Amanda Askell, Pamela Mishkin, Jack Clark, Gretchen Krueger, and Ilya Sutskever. 2021. [Learning transferable visual models from natural language supervision](#). *arXiv*.
- Jiahua Rao, Zifei Shan, Longpo Liu, Yao Zhou, and Yuedong Yang. 2023. [Retrieval-based knowledge augmented vision language pre-training](#). In *Proceedings of the 31st ACM International Conference on Multimedia*, MM ’23, page 5399–5409, New York, NY, USA. Association for Computing Machinery.
- Keshav Santhanam, Omar Khattab, Christopher Potts, and Matei Zaharia. 2022a. [Plaid: An efficient engine for late interaction retrieval](#). In *Proceedings of the 31st ACM International Conference on Information & Knowledge Management*, CIKM ’22, page 1747–1756, New York, NY, USA. Association for Computing Machinery.
- Keshav Santhanam, Omar Khattab, Jon Saad-Falcon, Christopher Potts, and Matei Zaharia. 2022b. [ColBERTv2: Effective and efficient retrieval via lightweight late interaction](#). In *Proceedings of the 2022 Conference of the North American Chapter of the Association for Computational Linguistics: Human Language Technologies*, pages 3715–3734, Seattle, United States. Association for Computational Linguistics.
- Dustin Schwenk, Apoorv Khandelwal, Christopher Clark, Kenneth Marino, and Roozbeh Mottaghi. 2022. A-okvqa: A benchmark for visual question answering using world knowledge. *arXiv preprint arXiv:2206.01718*.
- Sanket Shah, Anand Mishra, Naganand Yadati, and Partha Pratim Talukdar. 2019. [Kvqa: Knowledge-aware visual question answering](#). *Proceedings of the AAAI Conference on Artificial Intelligence*, 33(01):8876–8884.
- Piyush Sharma, Nan Ding, Sebastian Goodman, and Radu Soricut. 2018. [Conceptual captions: A cleaned, hypernymed, image alt-text dataset for automatic image captioning](#). In *Proceedings of the 56th Annual Meeting of the Association for Computational Linguistics (Volume 1: Long Papers)*, page 2556–2565, Melbourne, Australia. Association for Computational Linguistics.
- Krishna Srinivasan, Karthik Raman, Jiecao Chen, Michael Bendersky, and Marc Najork. 2021. [Wit: Wikipedia-based image text dataset for multimodal multilingual machine learning](#). In *Proceedings of the 44th International ACM SIGIR Conference on Research and Development in Information Retrieval*, SIGIR ’21, page 2443–2449, New York, NY, USA. Association for Computing Machinery.
- Tobias Weyand, Andre Araujo, Bingyi Cao, and Jack Sim. 2020. [Google landmarks dataset v2 – a large-scale benchmark for instance-level recognition and retrieval](#). (arXiv:2004.01804). ArXiv:2004.01804 [cs].
- Jialin Wu, Jiasen Lu, Ashish Sabharwal, and Roozbeh Mottaghi. 2022. Multi-modal answer validation for knowledge-based vqa. In *Proceedings of the AAAI Conference on Artificial Intelligence*, volume 36, pages 2712–2721.
- Jialin Wu and Raymond Mooney. 2022. [Entity-focused dense passage retrieval for outside-knowledge visual question answering](#). In *Proceedings of the 2022 Conference on Empirical Methods in Natural Language Processing*, pages 8061–8072, Abu Dhabi, United Arab Emirates. Association for Computational Linguistics.
- Yilun Xu, Shengjia Zhao, Jiaming Song, Russell Stewart, and Stefano Ermon. 2020. [A theory of usable information under computational constraints](#). In *8th International Conference on Learning Representations, ICLR 2020, Addis Ababa, Ethiopia, April 26-30, 2020*. OpenReview.net.
- Lewei Yao, Runhui Huang, Lu Hou, Guansong Lu, Minzhe Niu, Hang Xu, Xiaodan Liang, Zhenguo Li, Xin Jiang, and Chunjing Xu. 2022. [FILIP: Fine-grained interactive language-image pre-training](#). In *International Conference on Learning Representations*.
- Da Yin, Feng Gao, Govind Thattai, Michael Johnston, and Kai-Wei Chang. 2023. [Givl: Improving geographical inclusivity of vision-language models with pre-training methods](#). page 10951–10961.
- Deyao Zhu, Jun Chen, Xiaoqian Shen, Xiang Li, and Mohamed Elhoseiny. 2023. Minigpt-4: Enhancing vision-language understanding with advanced large language models. *arXiv preprint arXiv:2304.10592*.

A Datasets details

This section outlines the preprocessing methods used to convert various datasets into formats suitable for retrieval tasks. Table 8 provides examples from each dataset, demonstrating the transformation from their original to the adapted structure. Subsequent subsections detail the specific preprocessing steps for each dataset.

A.1 I2T Retrieval

WIT WIT (Srinivasan et al., 2021) is a corpus based on Wikipedia with image-text pairs, where the text is the Wikipedia passage associated with the image. To enhance data quality, we exclusively select image-text pairs where the images are the main/title images of their respective Wikipedia documents, and we limit our scope to English-language documents.

Our training set, comprising 2.8 million examples, is sourced from the original WIT training set. 20,102 and 5,120 examples from the original WIT validation set are selected to build the validation set and test set in our M2KR benchmark, respectively. The test corpus includes all documents from the original WIT validation and test sets. This setting ensures that there is no overlap between different sets.

Each image-document pair is paired with a randomly selected instruction from our set of templates. The task is to retrieve the correct document from the test corpus, given the image and instruction.

IGLUE The IGLUE English retrieval test set (Bugliarello et al., 2022), which is a subset of the WIT test set and has an established benchmark for image-to-text retrieval, is included to enable comparison with models in previous literature. Following Bugliarello et al. (2022), the test set contains 685 unique images and 1,000 Wikipedia passages. The task is similar to WIT: using the image and the instruction to retrieve the corresponding Wikipedia passage.

Instruction templates for WIT and IGLUE:

- <Image> Identify the document that is connected to this image.
- <Image> Provide information about the document linked to this image.
- <Image> Please describe the document that corresponds to this image.
- <Image> What is the document that this image is related to?
- <Image> Could you elucidate the document associated with this image?
- <Image> Describe the document that accompanies this image.
- <Image> Please give information on the document that goes with this image.
- <Image> What document is represented by this image?

- <Image> Identify the document that this image pertains to.

KVQA KVQA (Shah et al., 2019) is a dataset containing a rich collection of entities representing famous individuals. Our reformulated task for KVQA is to retrieve the details of famous people like gender, nationality, birthplace, and employment history based solely on their images. The training set is downsampled from the KVQA original training set by removing repeated examples of the same famous individuals. We transformed the structured entities such as gender and nationality into passages. For example, “nationality: America; date of birth: dd/mm/yyyy; ...” is serialized as “nationality is America, date of birth is dd/mm/yyyy, ...”.

The training corpus is composed of all the documents that appear in the original KVQA training set. For the validation/test set, we selected a subset of 13,365/5,120 samples from the original KVQA validation set. Correspondingly, the test corpus encompasses all documents found in the original KVQA validation set.

The instruction we use for KVQA is: <Image> Provide a brief description of the image and the relevant details of the person in the image.

CC3M CC3M (Sharma et al., 2018) is a dataset consisting of a vast collection of image-caption pairs. Instead of utilizing the entire dataset comprising 3 million pairs, we adopt the downsampling methodology as delineated in LLaVA’s work (Liu et al., 2023b), resulting in a reduced dataset of approximately 595K.

We reformulate the image-caption pairs into image-to-text retrieval tasks in our pre-training. To construct the training corpus, we treat each caption as an individual document linked to its corresponding image. The task then involves retrieving the most relevant caption for a given image, guided by a set of randomly selected instructions. Since CC3M is originally an image captioning task, we do not validate or test our retriever on CC3M.

Instruction templates for CC3M

- <Image> Describe the image concisely.
- <Image> Provide a brief description of the given image.
- <Image> Offer a succinct explanation of the picture presented.
- <Image> Summarize the visual content of the image.

- <Image> Give a short and clear explanation of the subsequent image.
- <Image> Share a concise interpretation of the image provided.
- <Image> Present a compact description of the photo’s key features.
- <Image> Relay a brief, clear account of the picture shown.
- <Image> Render a clear and concise summary of the photo.
- <Image> Write a terse but informative summary of the picture.
- <Image> Create a compact narrative representing the image presented.

A.2 Q2T Retrieval

MSMARCO MSMARCO (Bajaj et al., 2018) stands for Microsoft Machine Reading Comprehension dataset. It is a text-only dataset with around 1 million questions and 8 million passages. At stage 0, we train according to ColBERT-v1 by Khattab and Zaharia (2020)². For later stages, we downsample the dataset to 400K questions to balance between the multimodal tasks and unimodal tasks. For the training corpus, we still use the full 8 million passages. For testing, we select 6,980 and 5,120 samples from the original MSMARCO validation set and sample 400K passages to retrieve from and ensure the subset contains all ground-truth passages.

Instruction templates for MSMARCO:

- <Blank image> Retrieve the document that answers this question. <Questions>
- <Blank image> Find the document that is most relevant to the question. <Questions>
- <Blank image> Obtain the document that resolves this query. <Questions>
- <Blank image> Acquire the document that elucidates this question. <Questions>
- <Blank image> Choose the document most relevant to the query. <Questions>
- <Blank image> Identify the document most applicable to the question. <Questions>
- <Blank image> Extract the document that answers this query. <Questions>
- <Blank image> Locate the document that addresses the query. <Questions>

A.3 IQ2T Retrieval

LLaVA The LLaVA instruction following dataset contains GPT-3.5 generated high-quality conversation about an image between a human and an AI assistant. There are around 150K rounds of conversations. We took each conversation (each question from the human and the answer from the AI assistant) as a separate sample. This results in a total of 356K samples. Since there are no original validation or test sets associated with the LLaVA, we manually split the sample pool into 351K training examples and 5,120 test examples.

The task is reformulated to an Image&Question to Text retrieval task. The training corpus and test corpus each contain the associated answers as passages to be retrieved by the image and question pairs. We use two types of instruction templates depending on the preciseness of the question:

- <Image> Provide a brief description of the image along with the following question: <Question>
- <Image> Provide a concise explanation of the image along with the following question: <Question>

OVEN OVEN is a dataset targeting open-domain visual entity recognition. The dataset consists of two splits: entity set and query set. The entity set is derived from image classification datasets such as INaturalist2017 (Cui et al., 2018), Food-101 (Bossard et al., 2014), Cars196 (Krause et al., 2013) and Google Landmarks Dataset v2 (Weyand et al., 2020). The query set is derived from VQA datasets such as VQAv2 (Goyal et al., 2017) and OKVQA (Schwenk et al., 2022). To avoid overlapping with our other KB-VQA datasets, we only use the entity set of OVEN. The entity set contains about 10K unique entities.

The original entity set contains about 5 million question-image pairs. However, the questions are highly duplicated in the original OVEN dataset. We downsample the dataset by removing repeated questions corresponding to the same entity. This reduces duplications while maximizing the diversity of the questions and coverage of entities. After the filtering, we keep 339K training samples. For validation and testing, we select 20,000 and 5,120 examples from the original OVEN Entity validation set.

The original task is to link the image to a specific Wikipedia Entity given a question. To formulate the task as a retrieval problem, for each entity, we use its associated Wikipedia passage as the document

²We will release our replication upon publication

to retrieve. The query side of this retrieval task contains the image and its question with the inclusion of a randomly sampled instruction. Given this query, the task is to obtain the relevant Wikipedia passage. The training corpus contains about 10K passages, while the test corpus contains about 3.2K passages that cover all entities in OVEN’s original training set and validation set respectively.

E-VQA, Infoseek and OKVQA E-VQA, Infoseek, and OKVQA are Knowledge-based VQA (KB-VQA) datasets. For each given image and question (with instruction), the task is to retrieve the corresponding knowledge passage.

For **E-VQA** (Mensink et al., 2023a), the original training set contains around 1 million samples. However, there are duplicated questions and answers referring to the same Wikipedia Entity with different query images. We filter duplicated questions that pertained to the same Wikipedia Entity. After filtering, 212K training samples remain. For the validation and test set, we select 9,852 and 5,120 samples from the original E-VQA validation set. We use the WikiWeb2M (Burns et al., 2023) as the knowledge source. For the training and test passage corpus, we keep all the passages that appear in the original E-VQA to align with the official E-VQA’s setting for retrieval.

For **OKVQA**, we use the original training and test set. Following Lin et al. (2023b), we prepare a knowledge corpus with Wikipedia documents based on pseudo-relevance. The training and test passage corpus both contain all passages in the knowledge corpus.

For **Infoseek**, following the preprocessing steps described by Chen et al. 2023c, we use Wikipedia documents as knowledge sources and remove examples whose answers can not be found in the ground-truth documents. We randomly selected 100K examples from the training set for training and 4,708 examples from the validation set for testing (the annotation of the original test set has yet been released). The downsampling is motivated by our observation that many questions are repeated and the number of unique documents associated with the whole dataset is only about 40K. We downsampled the dataset such that the model won’t overfit severely to Infoseek passages.

Note that the aforementioned downsampling procedure for the test set is only used for constructing the M2KR benchmark. For downstream VQA evaluation, we use the same test set that existed in

previous literature to ensure a fair comparison.

Instruction templates for OVEN, Infoseek, E-VQA, and OKVQA

- **<Image>** Using the provided image, obtain documents that address the subsequent question: **<Question>**
- **<Image>** Retrieve documents that provide an answer to the question alongside the image: **<Question>**
- **<Image>** Extract documents linked to the question provided in conjunction with the image: **<Question>**
- **<Image>** Utilizing the given image, obtain documents that respond to the following question: **<Question>**
- **<Image>** Using the given image, access documents that provide insights into the following question: **<Question>**
- **<Image>** Obtain documents that correspond to the inquiry alongside the provided image: **<Question>**
- **<Image>** With the provided image, gather documents that offer a solution to the question: **<Question>**
- **<Image>** Utilizing the given image, obtain documents that respond to the following question: **<Question>**

B Implementation Details

B.1 Breakdown of Data Used in Training

In Stage 3 Full-scale Finetuning, the different sub-tasks in the M2KR dataset are downsampled or duplicated to balance the dataset proportions during training. The detailed breakdown of the data used in different phases is presented in Table 9. We observed that without adjusting the data proportions during training, the model’s training losses on certain datasets like WIT, Infoseek, and OVEN decrease much faster than on others once all parameters become trainable. This goes against our goal of training a multi-tasking system. Adjusting the data proportions is crucial to ensure a more consistent learning process across different tasks.

B.2 Detailed Hyperparameters

We use the Adam optimizer (Kingma and Ba, 2015) with a fixed learning rate of 10^{-4} for the mapping structure and 10^{-5} for the rest parameters in all experiments in all training stages. 4 Nvidia A100 GPUs were used with data parallel in all experiments.











WIT	IGLUE	KVQA	CC3M	MSMARCO
				
Describe the image concisely.	Summarize the visual content of the image.	Provide a brief description of the image and the relevant details of the person in the image.	Describe the image concisely.	Retrieve the document that answers this question: how many years did william bradford serve as governor of plymouth colony?
title: PS Herald section title: Formation and operation of the North Shore Steam Company ...	title: National Library of Uzbekistan hierarchical section title: National Library of Uzbekistan caption ...	This is an image of Pilkington playing for Cardiff City in 2016. Anthony Pilkington date of birth is ...	olive oil is a healthy ingredient used liberally.	William Bradford (c.1590 - 1657) was an English Separatist leader in Leiden, ...
LLaVA	OVEN	E-VQA	Infoseek	OKVQA
				
Provide a brief description of the image along with the following question: what unique situation is occurring in this soccer match?	Using the provided image, obtain documents that address the subsequent question: what is this park called?	Obtain documents that correspond to the inquiry alongside the provided image: how big can this plant become?	With the provided image, gather documents that offer a solution to the question: What is the country of origin of this food?	Using the provided image, obtain documents that address the subsequent question: How many teeth does this animal use to have?
In this soccer match, a unique situation is occurring where three men are playing against each other, each wearing a different colored uniform.	Nationals Park is a baseball stadium along the Anacostia River in the Navy Yard neighborhood...	Dwarf cornel is a rhizomatous herbaceous perennial growing to 20cm (8 inches) tall...	title: Submarine sandwich content: Submarine sandwich A submarine sandwich, also known as a sub...	Most cats have 26 deciduous teeth and 30 permanent teeth.

Table 8: Demonstration of the retrieval tasks for each dataset. We show the image (first row) query, the text query (second row), and the retrieved ground truth document (third row) for each dataset. Since some retrieved documents are too long, we only show part of the document and use ... to stand for continuing documents.

	Stage 1	Stage 2	Stage 3
WIT	2.8M	-	140K
IGLUE	-	-	-
KVQA	65K	-	6.5K
CC3M	595K	-	29.8K
MSMARCO	400K	-	40K
OVEN	339K	-	33.9K
LLaVA	351K	-	35.1K
OKVQA	9K	-	90K (repeat 10 times)
Infoseek	100K	-	50K
E-VQA	212K	212K	212K

Table 9: The dataset sizes are adjusted in Stage 3 in practice.

Stage 0: Training was run up to 300k steps. The batch size is 8 and the gradient accumulation step is 8. The number of negative examples is 1. The validation ran per 10k steps. The checkpoint was taken at the best Recall@50 on the original MS-MARCO validation set, following [Khatab and Zaharia \(2020\)](#).

Stage 1: Training was run up to 220k. The batch size is 8 and the gradient accumulation step is 8. The number of negative examples is 4. The validation interval is 10k steps. The checkpoint was taken at the best Recall@10 on the validation set of WIT in M2KR.

Stage 2: The intermediate pre-training was run for 12k steps for all experiments. The batch size is 8 and the gradient accumulation step is 8. The number of negative examples is 4.

Stage 3: Training was run for 50k for all experiments. Training was early-stopped if the performance on WIT or E-VQA decreases for 3 consecutive validation runs. Validation was run per 10k steps. The batch size is 8 and the gradient accumulation step is 8. The number of negative examples is 4.

Single-task Downstream Finetuning: The batch size is 8 and the gradient accumulation step is 8. The number of negative examples is 4. For reference, in our experiments, the downstream finetuning took 20k, 5k, 1k, 15k, 2.5k steps to achieve the best performance for WIT, OVEN, Infoseek, E-VQA, OKVQA respectively (for the ViT-G + Base-v2 PreFLMR).

VQA Finetuning: We used BLIP2-T5XL as the answer generator as in RA-VQAv2 ([Lin et al., 2023b](#)). The retriever was frozen during training and inference. The batch size is 1 and the gradient accumulation step is 16. For each question in a training batch, top-5 relevant documents were pre-extracted using the retriever, and 3 out of 5 were

randomly selected. These 3 documents were concatenated to the question and sent to the answer generator for one forward pass individually. This setting is to enable training with top-5 documents given limited GPU memory.

B.3 Large-v1 Training

In our experiments, we found that training Large-v1 during Stage 2/3 was not steady. First, the loss decreased faster than in other systems, like Base-v1, even though Large-v1 had worse system performance. This happened because Large-v1’s bigger model capacity made it more prone to overfitting.

Next, the loss suddenly shot up, causing the training to collapse, despite using the same data and strategy as Base-v1. We tried different hyperparameters, like lowering the learning rate to $1e-6$, $3e-6$, but the model still collapsed.

Finally, when we used LoRA ([Hu et al., 2022](#)) with Large-v1 during training, it helped stabilize the process. The LoRA hyperparameters used were: $r = 16$, $\alpha = 32$, and a dropout rate of 0.05.

B.4 Model Design in Detail

Similar to FLMR, PreFLMR consists of three components: a vision model \mathcal{F}_V , a mapping structure \mathcal{F}_M , and a language model \mathcal{F}_L .

Feature Extraction. The textual query q consists of an instruction and (optionally) a question (e.g., "Utilize the given image to procure documents addressing the following query: [Question]"). We use a language model with hidden size d_L to obtain embeddings for all N_q tokens which are concatenated into matrix \mathbf{Q}_q :

$$\mathbf{Q}_q = \mathcal{F}_L(q) \in \mathcal{R}^{N_q \times d_L} \quad (2)$$

Like FLMR, a vision model \mathcal{F}_V encodes the input image I , extracting the [CLS] token embeddings from the last layer. PreFLMR additionally uses the patch embeddings from the penultimate layer of ViT for more complete representation.

$$\mathbf{Q}_{I,[CLS]} = \mathcal{F}_V(I) \in \mathcal{R}^{1 \times d_V} \quad (3)$$

$$\mathbf{Q}_{I,PATCH} = \mathcal{F}_{V,-2}(I) \in \mathcal{R}^{N_V \times d_V} \quad (4)$$

The mapping structure \mathcal{F}_M comprises two components: a 2-layer MLP \mathcal{F}_M^{MLP} and a Transformer block \mathcal{F}_M^{TR} .

Following the FLMR model, a 2-layer Multi-Layer Perceptron (MLP) \mathcal{F}_M^{MLP} is utilized to convert the initial token embeddings into visual token embeddings with a length of N_{vt} and a hidden size d_h ³:

$$\mathbf{Q}_I^{MLP} = \mathcal{F}_M^{MLP}(\mathbf{Q}_{I,[CLS]}) \in \mathcal{R}^{N_{vt} \times d_h} \quad (5)$$

Moreover, an additional Transformer module \mathcal{F}_M^{TR} is introduced to manage all patch embeddings. It is a stack of N_{TR} transformer layers with a hidden size d_L , followed by a simple MLP layer at the end. This module leverages cross-attention with the text query \mathbf{Q}_q , enabling query-aware image feature mapping.

$$\mathbf{Q}_I^{TR} = \mathcal{F}_M^{TR}(\mathcal{F}_v(\mathbf{Q}_{I,PATCH}), \mathbf{Q}_q) \in \mathcal{R}^{N_v \times d_h} \quad (6)$$

Here, \mathcal{F}_v represents a 1-layer MLP that adapts the dimension from d_v to d_L , which is subsequently transformed to d_h by the linear MLP layer of \mathcal{F}_M^{TR} . The resultant features from these processes are concatenated to formulate the query embeddings:

$$\mathbf{Q} = [\mathbf{Q}_q | \mathbf{Q}_I^{MLP} | \mathbf{Q}_I^{TR}] \in \mathcal{R}^{(N_{vt} + N_v + N_q) \times d_h} \quad (7)$$

Furthermore, the document representations in the knowledge base are denoted by \mathbf{D} , derived from the document content d with length l_D :

$$\mathbf{D} = \mathcal{F}_l(\mathcal{F}_L(d)) \in \mathcal{R}^{l_D \times d_h}, \quad (8)$$

where \mathcal{F}_l signifies a straightforward MLP layer tasked with mapping d_L to d_h , thereby aligning the dimensionality with the query embeddings.

Multi-Modal Late Interaction. The relevance score between a question-image pair $\bar{\mathbf{q}} = (q, I)$ and a document d is calculated using a late-interaction paradigm:

$$r(\bar{\mathbf{q}}, d) = r((q, I), d) = \sum_{i=1}^{l_Q} \max_{j=1}^{l_D} \mathbf{Q}_i \mathbf{D}_j^\top \quad (9)$$

where $l_Q = N_{vt} + N_v + N_q$. For each token in the query, the system aggregates the maximum relevance score across all tokens in the document.

³Transformation sequence: $\mathcal{R}^{d_v} \rightarrow \mathcal{R}^{N_{vt}d_h/2} \rightarrow \mathcal{R}^{N_{vt}d_h}$, subsequently reshaped into $\mathcal{R}^{N_{vt} \times d_h}$.

Training and Inference. For model training, documents d^* corresponding to a query q are considered gold (positive) samples. We incorporate random negative sampling from the corpus⁴. Additionally, we adopt in-batch negative sampling as suggested by Karpukhin et al. (2020), treating all non-corresponding documents in a batch as negatives for q , denoted as $\mathcal{N}(q)$. The model is trained using a contrastive loss across the dataset \mathcal{D} :

$$\mathcal{L} = - \sum_{(q, d^*) \in \mathcal{D}} \log \frac{\exp(r(q, d^*))}{\exp(r(q, d^*)) + \sum_{z \in \mathcal{N}(q)} \exp(r(q, z))} \quad (10)$$

Post-training, all documents are indexed through PLAID (Santhanam et al., 2022a) for efficient late-interaction retrieval. For detailed evaluation of retrieval efficiency, we refer readers to Lin et al. (2023b).

C V-Entropy-based Analysis of Intermediate Pre-training

V-Entropy (Xu et al., 2020), $H_{\mathcal{V}}(Y|X)$, is the minimal Negative Log-Likelihood (NLL) achievable by the probabilistic predictor $f(Y|X)$ under the predictive family \mathcal{V} . A predictive family can be viewed as the set of reachable models under a certain model architecture and training budgets.

We define Mutual Information $I_{\mathcal{V}[N_f]}(D_1 \rightarrow D_2)$ between datasets D_1 and D_2 in Eq.11. We define $H_{\mathcal{V}[N_f]}(D_2)$ as the minimal achieved NLL loss on the validation set of dataset D_2 after N_f training steps on D_2 . $\mathcal{V}[N_f, D_1, N_t]$ denotes the set of reachable models after N_f finetuning steps on D_2 starting from a checkpoint that has been trained on dataset D_1 for N_t steps. This is V-Entropy with additional predictive family specification.

$$I_{\mathcal{V}[N_f]}(D_1 \rightarrow D_2) = H_{\mathcal{V}[N_f]}(D_2) - H_{\mathcal{V}[N_f, D_1, N_t]}(D_2) \quad (11)$$

Intuitively, D_1 has high mutual information with D_2 if models initialized from D_1 checkpoints attain much lower NLL loss compared to models initialized without training on D_1 . N_f and N_t set the computation constraints for training on D_2 and D_1 , respectively. In our experiment, \mathcal{V} is the Pre-FLMR architecture, D_1 is the E-VQA dataset and D_2 is the training set of M2KR. N_f corresponds to

⁴In multi-dataset scenarios, negative samples are selected from the same corpus as d^* .

N_{inter} in Sec. 5.6, which is the intermediate training steps on the E-VQA dataset. In the analysis, we set N_f to 5,000 and sweep N_t from 0 to 25,000 in intervals of 5,000.

We refer readers to Xu et al. (2020) for detailed properties of V-Entropy and emphasize that $I_{V[N_f]}(D_1 \rightarrow D_2)$ is an empirical value we define to estimate mutual information between datasets. It is different from the V-Information defined in Xu et al. (2020) which estimates the mutual information between model input and output.

D Qualitative Analysis for OKVQA and E-VQA

In this section, we compare examples from the OKVQA and E-VQA datasets to highlight their differences. To avoid cherry-picking, we use examples from its official website⁵ for OKVQA. Similarly, we use the examples included in the paper for E-VQA. Table 10 presents three examples from each dataset.

The OKVQA examples typically require common sense knowledge, like ‘people attend church on Sundays’ or ‘firetrucks use fire hydrants.’ State-of-the-art Large Language Models (LLMs) often have this common sense knowledge inherently built-in, making additional knowledge retrieval less impactful for OKVQA tasks.

In contrast, E-VQA examples demand more specialized, expert-level knowledge, necessitating an effective knowledge retrieval system. For instance, correctly answering a question about ‘Acacia paradoxa’ requires first retrieving the relevant document providing specific information about this plant species. Enhancing the knowledge retrieval system to source accurate documents is crucial for improving performance on the E-VQA dataset.

E Artifacts and License

We list the resources used and their License below:

(1) huggingface-transformers (Apache License 2.0) provides pre-trained model checkpoints for BLIP 2, DPR, and their tokenizers: <https://github.com/huggingface/transformers>

(2) FAISS (Johnson et al., 2019) (MIT License) is used to index document embeddings for fast retrieval with DPR: <https://github.com/facebookresearch/faiss>

(3) huggingface-PEFT (Apache License 2.0) for parameter-efficient LoRA fine-tuning:

⁵<https://okvqa.allenai.org/>

<https://github.com/huggingface/peft>

(4) PLAID and ColBERTv2 (MIT License): <https://github.com/stanford-futuredata/ColBERT>

(5) RA-VQA-v2 official repository with training and testing codes (GNU General Public License v3.0): <https://github.com/LinWeizheDragon/Retrieval-Augmented-Visual-Question-Answering>.

(6) Datasets used in building the M2KR benchmark:

- WIT (Creative Commons Attribution-ShareAlike 3.0 Unported) <https://github.com/google-research-datasets/wit/blob/main/LICENSE>);
- MSMARCO (non-commercial research purposes only) <https://microsoft.github.io/msmarco/>);
- CC3M (Free for any purposes) <https://github.com/google-research-datasets/conceptual-captions>);
- LLaVA, the image of LLaVA is a subset of CC3M. It should inherit the license of CC3M. The conversation data follows policy of OpenAI: <https://openai.com/policies/terms-of-use>.
- IGLUE (MIT license) <https://github.com/ebug/iglu/blob/main/LICENSE>);
- KVQA (No specific license is mentioned) <https://malllabiisc.github.io/resources/kvqa/>);
- OVEN (Apache-2.0 license) <https://github.com/open-vision-language/oven/blob/main/LICENSE>);
- E-VQA (no specific license mentioned) https://github.com/google-research/google-research/tree/master/encyclopedia_vqa);
- Infoseek (Apache License 2.0) <https://github.com/open-vision-language/infoseek/blob/main/LICENSE>)
- OKVQA (Copyright (c) 2021, Chen Qu and Center for Intelligent Information Retrieval, University of Massachusetts, Amherst. <https://github.com/prdwb/okvqa-release/blob/main/LICENSE>)

In particular, we emphasize that no changes are made to the original data of all the datasets used in our work. Our released models and artifacts should only be used for non-commercial purposes. By using the pre-trained models, users agree to respect the terms and conditions of the datasets used in pre-training.







OKVQA		
		
Q: What days might I most commonly go to this building? A: Sunday	Q: What sort of vehicle uses this item? A: firetruck	Q: Is this photo from the 50's or the 90's? A: 50's
E-VQA		
		
Q: How many feet tall does this tree grow to? A: 7 to 13	Q: How many eggs does this reptile typically lay? A: 3-6	Q: Who founded this monastery? A: Prince Constantin Brâncoveanu

Table 10: Demonstrative examples from OKVQA and E-VQA. Questions in E-VQA require more domain knowledge to answer generally.

F PreFLMR model performance radar chart on M2KR tasks

Fig. 3 demonstrates the performance of PreFLMR with a radar plot. The best and worst numbers of each task are annotated.

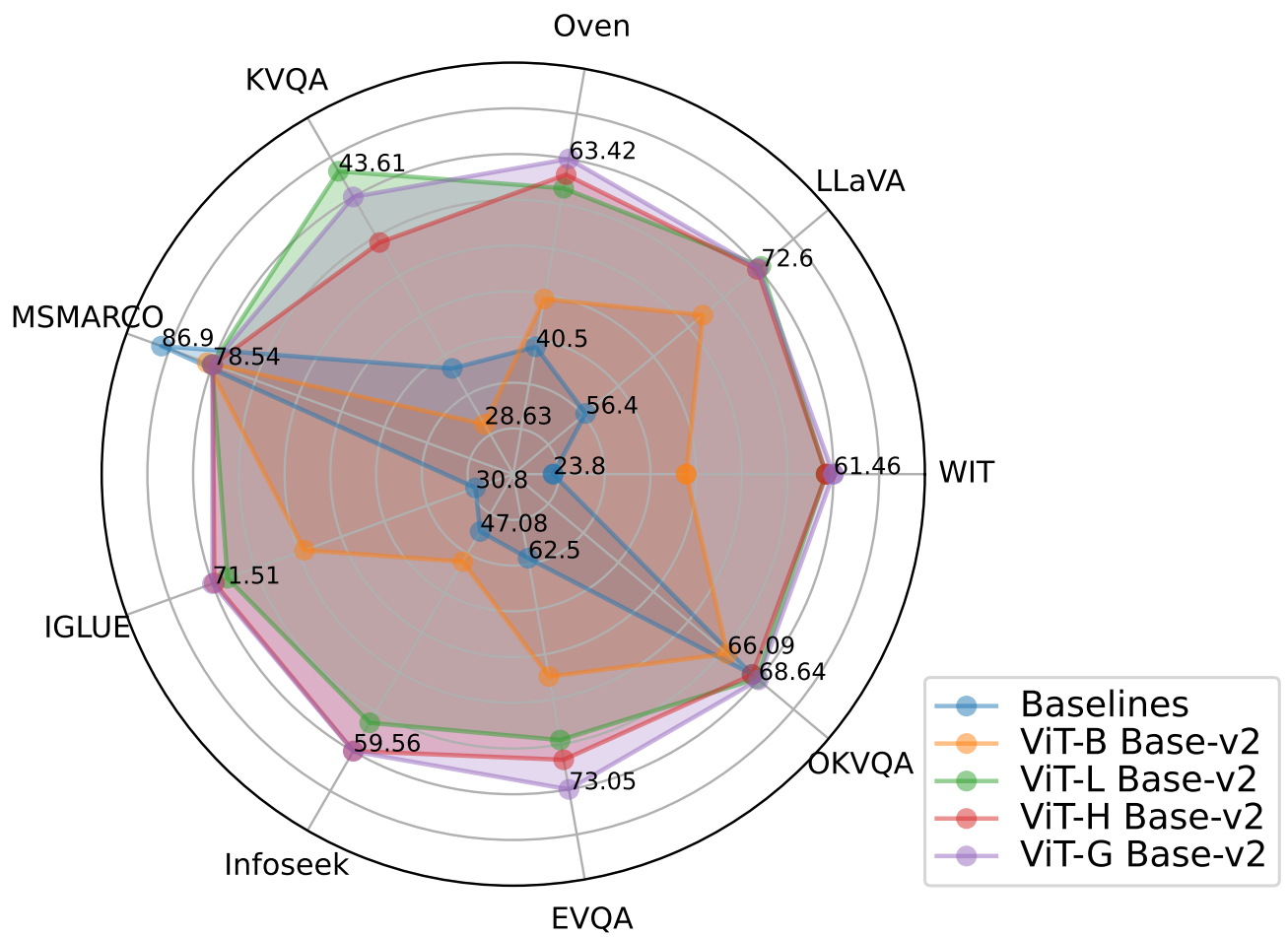


Figure 3: PreFLMR achieves strong performance on the M2KR benchmark. The scale of the plot is adjusted for better visualization. The best and worst numbers of each task are annotated.