
Mercury: A Computational Efficiency Benchmark for Code Large Language Models

Mingzhe Du^{1,2}, Anh Tuan Luu¹, Bin Ji², Qian Liu³, See-Kiong Ng²

¹Nanyang Technological University

²National University of Singapore

³Sea AI Lab

{mingzhe001, anhtuan.luu}@ntu.edu.sg, {jibin, seekiong}@nus.edu.sg, liuqian@sea.com

Abstract

Amidst the recent strides in evaluating Large Language Models for Code (Code-LLMs), existing benchmarks have mainly focused on functional correctness, overlooking the importance of computational efficiency. To fill the gap, we present *Mercury*, the first computational efficiency benchmark for Code-LLMs. It comprises 1,889 Python tasks, each with adequate solutions to support a runtime distribution. Based on the distribution, we introduce a new metric *Beyond*, which computes a runtime-percentile-weighted *Pass* score to reflect functional correctness and computational efficiency simultaneously. On Mercury, leading Code-LLMs can achieve 67% on *Pass*, while less than 50% on *Beyond*. Given that an ideal *Beyond* score would be aligned with the *Pass* score, it indicates that while Code-LLMs exhibit impressive capabilities in generating functionally correct code, there remains a notable gap in their efficiency. Finally, our empirical experiments reveal that Direct Preference Optimization (DPO) serves as a robust baseline for enhancing computational efficiency compared with Supervised Fine Tuning (SFT), which paves a promising avenue for future exploration of efficient code generation.¹

1 Introduction

The domain of code generation, which aims to empower computers to autonomously generate code based on natural language task instructions (NL2Code), constitutes a longstanding and fascinating research objective [42]. The recent emergence of Large Language Models (LLMs) has spurred the development of a new wave of code generation models [40, 31, 35, 11, 27, 4], which leverage the impressive language understanding and generative capabilities of LLMs to drive forward the ambitious goal of producing high-quality and machine-generated code.

In parallel with the model development, recent code generation benchmarks mainly focus on evaluating functional correctness in the fuzz testing style [25]. This testing approach assesses the outcome congruence between the generated and anticipated solutions by executing bespoke test cases. For instance, HumanEval [8] and MBPP [3] collected a small but high-quality set of handcrafted tasks, and EvalPlus [24] further consolidates these two above benchmarks by augmenting the test scope. On the contrary, APPS [14] widely gathered over 5,000 public coding tasks from online platforms. Despite these strides, there is a discernible oversight in current code generation benchmarks concerning the computational efficiency evaluation, although that is critical in real-world software development [43, 44]. Moreover, for most tasks in the above benchmarks, handcrafting diverse solutions and comprehensive test cases to cover all possible scenarios is a time-consuming endeavor [24]. In light of these findings, we highlight several vital limitations inherent in the existing code generation benchmarks:

¹Our code and data are available on GitHub: <https://github.com/Elfsong/Mercury>.

Given an array of integers `nums`, sort the array in ascending order and return it.

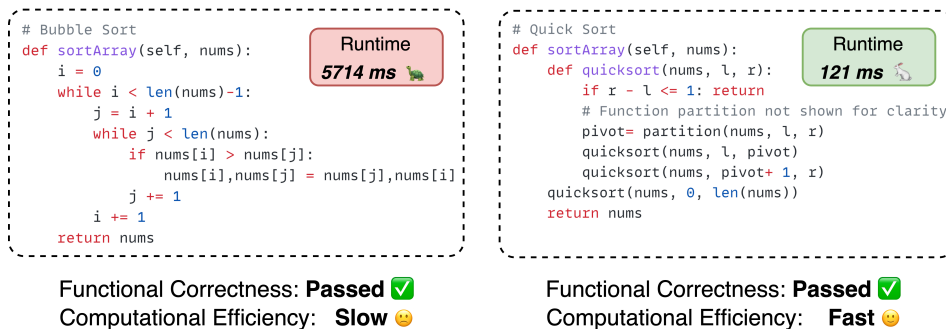


Figure 1: While both LLM-generated codes successfully follow the task instruction, the *right* snippet notably excels in computational efficiency, executing in a mere 121 ms compared to the 5,714 ms consumed by the *left* snippet. On the premise of ensuring functional correctness, optimizing computing efficiency is a ubiquitous objective in software development.

- Absence of Computational Efficiency Evaluation.** Existing code generation benchmarks focus on assessing functional correctness while overlooking the evaluation of computational efficiency [8, 3, 14]. As illustrated in Figure 1, despite both code snippets can handle the sorting task functionally, the *right* efficient solution (121 ms) is nearly 50 times faster than the *left* inefficient solution (5,714 ms). This striking runtime differentiation underscores the necessity of incorporating computational efficiency assessments within code generation benchmarks to ensure that synthesized code is not only correct but also efficient.
- Insufficient Test Case Coverage.** Most code generation benchmarks obtain a limited set of handcrafted test cases for assessing functional correctness, potentially overlooking edge cases and nuanced code behaviors [8, 3]. For example, Figure 3 displays that *HumanEval #55* contains only 3 test cases, testing up to the 12th Fibonacci number [8]. Its given canonical solution will quickly reach the recursion depth limitation when computing a larger Fibonacci number (the recursion limitation depends on the environment). Therefore, notwithstanding the generated code satisfies all test cases, such success does not necessarily equate to assurance of functional correctness and much less to computational efficiency.
- Lack of Task Diversity.** Another noticeable deficit of existing code generation benchmarks is the insufficient diversity and complexity in their constituent tasks [8, 3, 25]. Since most benchmarks only consist of elementary-level problems, recent Code-LLMs can effortlessly tackle most tasks regardless of their actual capacities [44]. This flaw results in these benchmarks failing to pose a substantial challenge to Code-LLMs and truly reflect their underlying potential.

Computational Efficiency. *Computational efficiency refers to the performance measure of time and space complexity to accomplish a specific task.* Efficient code can improve user experience, save energy, and make applications more sustainable and cost-effective. Compared with the scalable memory space, execution time is the performance bottleneck of most programs. Consequently, this work focuses on the time dimension of computational efficiency.

Our Benchmark. In this work, we introduce *Mercury*, a novel code generation benchmark designed to assess computational efficiency. As depicted in Figure 2, *Mercury* comprises 1,889 Python programming tasks with three difficulty stratification, which is divided into two datasets for model fine-tuning and evaluation separately. For each task, we assign a test case generator to remedy the shortfall of test case coverage. In measuring computational efficiency, the primary challenge stems from normalizing the absolute runtime across tasks that have diverse runtime ranges. Thus we collect and locally execute numerous solutions for each task to form a runtime distribution and leverage the runtime percentile of LLM-generated code on the distribution instead of the absolute runtime to evaluate computational efficiency. Furthermore, to mitigate performance discrepancies attributed to irrelevant processes and diverse hardware configurations, we set up an isolated sandbox environment for task execution to establish local runtime distributions.

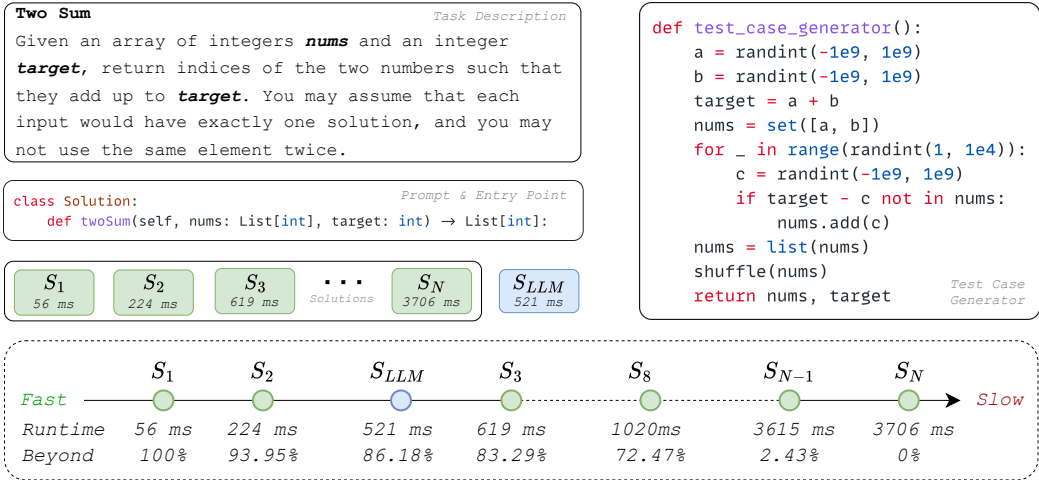


Figure 2: An overview of *Mercury* dataset. Each *Mercury* task has a task description, a test case generator, a prompt & entry point, and corresponding solutions. To evaluate computational efficiency, we introduce the *Beyond* metric, which signifies the runtime percentile of the LLM-generated code on the runtime distribution supported by corresponding solutions. In this example, the LLM-generated code executes in 521 ms, outpacing 86.18% of collected solutions on the runtime distribution. Consequently, the *Beyond* metric in this case is 86.18%.

Contribution. Our work aimed to fill the computational efficiency evaluation gap in code generation benchmarks with the following key contributions:

- **Dataset.** We introduce a novel code generation dataset *Mercury* designed to assess and improve computational efficiency in Section 2, accompanied by an extensible open-source data collection framework for enriching *Mercury* with more tasks and languages.
- **Metric.** We propose the first efficiency-focused code generation metric *Beyond* and establish a benchmark to evaluate leading Code-LLMs using this metric in Section 3.
- **Baselines.** In Section 4, we detail our extensive analysis of baselines to enhance computational efficiency while maintaining functional correctness. Experiment results reveal that despite Code-LLMs excelling in functional correctness, there is still considerable potential to elevate efficiency.

Benchmarks	Tasks	Sources	Cases	Solutions	Difficulty
HumanEval	164	Crowd Source	8.08	1	1
MBPP	257	Crowd Source	3.01	1	1
APPS	5,000	Online	21.2	23.4	3
Mercury	256	Online + Filters	$+\infty$	18.4	3

Table 1: A comparison of *Mercury* to existing NL2Code benchmarks. *Mercury* distinguishes itself by including a set of distilled high-quality solutions and a dedicated test case generator for each task.

2 Mercury Datasets

We initiate this work by collecting public programming tasks on Leetcode². Subjecting these questions to a series of filters, we distilled them down to 1,889 high-quality tasks. A difficulty-balanced subset of 256 tasks was randomly selected to form the **Mercury-eval** benchmark, which obtains an average of 18.4 solutions for each problem. The remaining tasks have been designated as the **Mercury-train** dataset for baseline training (detailed data distribution is listed in Appendix Table 6). To enhance clarity within this paper, we employ *Mercury* to denote **Mercury-eval** unless otherwise specified.

²<https://leetcode.com/problemset/algorithms/>

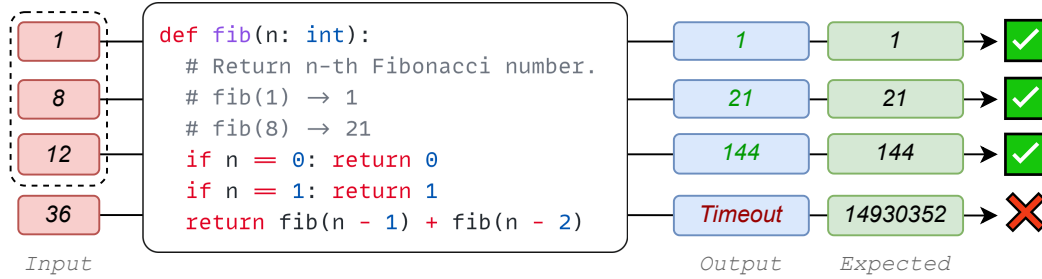


Figure 3: An example of insufficient test cases. Even though the code passed all test cases in the dashed-line box, it remains vulnerable to timeout or stack overflow when subjected to a larger input.

Data Schema. As illustrated in Figure 2, *Mercury* offers a unified data schema to streamline the evaluation procedure and bolster further development endeavors. The data scheme encompasses these principal components: (1) **Task Description** contains the task instruction interpreted into a plain text format, along with illustrative examples and constraints of inputs and outputs. (2) **Test Case Generator** refers to a Python code snippet designed to automatically produce a comprehensive set of test cases in accordance with the specifications laid out in the task description. (3) **Solutions** are sampled from Leetcode historical submissions. Each solution within *Mercury* has undergone rigorous testing, and Locality-Sensitive Hashing [16] is employed to prevent the inclusion of any identical solutions. (4) **Prompts and Entry Points** where prompts act as the initiating prefixes for LLM code generation and entry points denote the start point for code execution. We delineate the definition of *Mercury* fields in the Appendix Table 5.

Task Filters. *Mercury* tasks originate from public programming problems on Leetcode. To assure the quality and uniformity of the dataset, we distilled gathered tasks based on the following conditions:

Number of Solutions. To establish a solution runtime distribution for each task, we filtered out tasks having less than two associated solutions. After excluding these tasks, *Mercury* tasks possess an average of 18.4 unique solutions.

Restricted Data Structure. Above the inherent Python data types, *Mercury* also incorporates two custom data types: Binary Tree and Linked List (the specific structure definitions can be found in Figure 4), which increases *Mercury*'s diversity and escalates its difficulty level. Tasks that contain other data structures will be removed.

Unique Outputs. Certain Leetcode tasks may permit non-unique answers. For example, a result list can be returned in any order. Evaluating all possible answers can drastically complicate the test case verification process. To eliminate this problem, we harness the corresponding test case generator to generate N test cases $T_i = \langle Input_i, Output_i \rangle$ s.t. $i \in \{0, 1, \dots, N\}$ and execute T on different solutions S_m s.t. $m \in \{0, 1, \dots, M\}$ to observe if all outputs $Output_i = S_m(Input_i)$ remain identical. Any tasks that potentially yield non-unique answers were subsequently excluded.

Task Difficulty. Most existing NL2Code benchmarks predominantly comprise simplistic tasks, leading to a situation where LLMs of varied capabilities address most tasks effortlessly and yield indistinguishable high scores [44, 17]. To alleviate this issue, *Mercury* inherits the difficulty categorization from Leetcode, i.e., Easy, Medium, and Hard. The stratification aims to probe the upper bounds of Code-LLM capabilities, delivering a more evident distinction between various Code-LLMs.

Test Case Generator. Manual creation of test cases can be a laborious process. To gather sufficient test cases to conduct an exhaustive assessment, we assign a test case generator for each task, which can produce a full range of test cases to thoroughly evaluate the functional correctness and efficiency of given solutions. Specifically, We reformulate the task description as plain text (see *pretty_content* in Table 5) and then feed it into GPT-4 [31] to generate an initial test case generator snippet. To confirm the effectiveness of the initial generator, we subsequently create a batch of test cases (24 cases in our setting) by the generator and submit them to the Leetcode online judge system. Should any of the generated test cases not pass the Leetcode validation, we manually revise the generator until all generated cases can be successfully validated.

3 Computational Efficiency Metric

In the domain of software development, computational efficiency can be defined as the absolute code runtime for executing a given test case set [7]. Nonetheless, a primary obstacle in benchmarking computational efficiency is normalizing runtime measurements across disparate environments. For instance, a sub-optimal solution might have a faster absolute runtime on high-performance hardware than an optimal solution on low-performance hardware. Moreover, different operation systems and code interpreters may also fluctuate the code runtime. Therefore, absolute runtime fails as a consistent and reliable computational efficiency benchmark metric. To address this issue, an intuitive approach involves modeling a devoted runtime distribution for each task and calculating the average runtime percentiles of LLM solution samples over the runtime distribution. With this idea in mind, we proposed a normalized computational efficiency metric *Beyond*:

$$p_k^n = \frac{\max(R^n) - \text{clip}(r_k^n, \min(R^n), \max(R^n))}{\max(R^n) - \min(R^n)}, \quad \text{Beyond} = \frac{\sum_{N,K}^{n=0,k=0} p_k^n}{N \cdot K}. \quad (1)$$

Where N is the total number of tasks, and K denotes the size of LLM solution samples. For a specific task $n \in N$, R^n is the runtime array corresponding to the collected solutions, and r_k^n denotes the runtime for the k -th LLM solution. *Runtime* is defined as the period from the solution instantiation to the evaluation across all test cases, culminating with a successful termination (More engineering details can be found in Appendix Figure 5). Since any case failure of the k -th solution results in $r_k^n \rightarrow +\infty$ and then $p_k^n = 0$, *Beyond* reflects functional correctness as well.

Untrusted Code Execution. Since most Code-LLMs are trained on an extensive code corpus from unverified sources, there is an intrinsic risk that these models may produce malicious code when driven by specific meticulous prompts [8]. The direct execution of synthesized code raises significant security concerns. To alleviate the risk of running untrusted code, we engage a robust sandbox to execute code in an isolated environment. Sandbox details are deliberated in Appendix A.3

Hardware-agnostic Evaluation. To ensure fair comparison across diverse hardware configurations, we run each task n with corresponding test cases locally and aggregate their runtimes into the runtime array R^n . Appendix Figure 8 illustrates the *Beyond* score of two LLMs (‘deepseek-coder-33b’ and ‘deepseek-coder-6.7b’) over three distinct hardware specifications: the micro-tier (0.25 CPU cores), the small-tier (0.5 CPU cores), and the standard-tier (1 CPU core). The results demonstrate that *Beyond* remains consistent over different hardware configurations.

4 Experiments

In this section, we present a series of baseline experiments to improve computational efficiency by training on *Mercury-train* dataset and assessing on the *Mercury-eval* dataset. Our empirical study encompasses 10 open-source LLMs a broad parameter spectrum from 1.3 to 34 billion. For each LLM, we compare the performance of the original model and two optimization strategies: Supervised Fine-Tuning (SFT) and Direct Preference Optimization (DPO), for their potential to optimize LLM generating functionally correct and computationally efficient code. Finally, we analyzed the underlying factors contributing to the failure of LLMs on the *Mercury-eval* dataset.

4.1 Baselines

Supervised Fine-Tuning. Within the SFT [6] method, an LLM undergoes additional training on a small dataset, which aims to specialize the LLM to perform better on certain tasks correlated to the training dataset. To optimize the computational efficiency performance of Code-LLMs, the most intuitive strategy is to fine-tune the Code-LLM using optimal runtime solutions. In our experimental setup, we apply the unified prompt template for each Code-LLM to ensure a fair comparison. The “pretty_content” attribute fills the `<task_content>` placeholder, the “prompt” attribute fills the `<code_starter>` placeholder, and the `<code_completion>` placeholder is completed with the fastest solutions. To steer Code-LLMs towards generating the intended code completion, we preprend a one-shot example to the prompt template. Appendix Figure 9 presents the prompt template.

Direct Preference Optimization. Although SFT exemplifies a straightforward approach, it is susceptible to the pitfall of catastrophic forgetting [19]. To enable LLMs to align with human preferences while preserving their functional capabilities, existing methodologies employ reinforcement learning with human preference feedback (RLHF). However, RLHF introduces additional complexities and potential instabilities, necessitating significant computing resources and additional reward model training [45, 5, 37]. DPO [33] bypasses these challenges by explicitly mapping reward functions and the optimal objective. This connection demonstrates that maximizing rewards under specific constraints can be effectively addressed through a singular training phase based on data reflecting human preferences. Consequently, DPO provides a stable, efficient, and computation-friendly alternative, removing the necessity for separate reward modeling. The DPO dataset construction and training procedure are elaborated in Appendix Section A.4.

4.2 Functional Correctness Benchmarks

HumanEval assesses the functional correctness of synthesized code derived from docstrings. It contains 164 distinct Python tasks that cover several programming areas, such as language comprehension, algorithm development, and simple mathematics [8]. **MBPP** has a sanitized collection of 257 entry-level Python programming problems. Each problem in this dataset consists of three components: a task description, an associated code solution, and three automated test cases to validate the code functionality [3]. Both HumanEval and MBPP harness the metric *Pass* to measure the Code-LLMs’ functional correctness, where a task is considered solved if it passes all test cases, and the total fraction of solved passed is reported [20].

4.3 Experimental Setups

Configuration. We employ LoRA [15] for both SFT and DPO experiments. We set $lora_alpha = 16$, $lora_dropout = 0.05$, and $lora_r = 8$. The optimizer is *Adamw* [26], and the learning rate is $1e-4$ and $5e-5$ for SFT and DPO, respectively. For SFT experiments, we train each model in 200 steps. For DPO experiments, we set $\beta = 0.1$ and $training_step = 500$. For code generation, we set the temperature as 0.2. For the *Beyond* metric calculation, we set $K = 5$. All experiments are conducted on two A100-80G GPUs. We employed Accelerate [13] for distributed training, DeepSpeed [1] for gradient partitioning, and BitsandBytes [12] for model quantization. Regarding Code-LLMs selection, since most instruct-tuning models are contaminated with Leetcode code solutions [17], we select pre-trained models for benchmark evaluation.

Training Data. We use *Mercury-train* for model training. As for the SFT process, we nominate the fastest solution as the supervised label, then format the training data as $\langle pretty_content, prompt, solution_optimal \rangle$. Regarding the DPO procedure, we select the top 5 pairs of solutions that exhibit the most significant discrepancy in runtime. The training data format is $\langle pretty_content, prompt, solution_fast, solution_slow \rangle$.

4.4 Empirical Results

Functional correctness is the prerequisite for evaluating computational efficiency for the code generation task. Our primary objective is to enhance the computational efficiency without compromising the functional correctness. To this end, we first introduce the existing metric *Pass* to gauge the functional correctness [8] and then leverage *Beyond* to provide a holistic evaluation, encompassing both computational efficiency and functional correctness. Finally, we measure the *Gap* between *Beyond* and *Pass* to indicate the baseline effectiveness. These experiments aim to scrutinize the innate capabilities of cutting-edge Code-LLMs and their potential after baseline fine-tuning. Therefore, extensive parameter optimization and prompt engineering were not pursued. To deliver a comprehensive evaluation, we have further integrated the HumanEval and MBPP benchmarks as supplementary measures for appraising functional correctness [8, 3].

Functional Correctness. Table 2 lists functional correctness benchmarks over various models, showing that larger models tend to provide better functional correctness. Except for the smallest model “deepseek-coder-1.3b-base”, DPO consistently enhances the overall *Pass* scores across most Code-LLMs, while SFT diminishes functional correctness on the largest two Code-LLMs. These findings suggest that smaller models may struggle to integrate new knowledge while preserving their original functionality, and SFT may induce catastrophic forgetting in larger models in the pursuit of heightened computational efficiency. Moreover, it is observable that the functional correctness metrics of each model consistently diminish as the difficulty level increases, where *Mercury* difficulty stratification probes the model’s upper capability better than the other two benchmarks.

Model Name	HumanEval	MBPP	Mercury			Overall
			Easy	Medium	Hard	
deepseek-coder-1.3b-base	28.7	55.4	60.7	52.8	23.2	38.1
+ SFT	24.2	46.2	58.9	53.6	25.3	36.2 (-1.9)
+ DPO	29.1	50.2	61.4	<u>53.6</u>	20.0	35.9 (-2.2)
starcoder2-3b	31.7	57.4	56.1	52.1	21.6	37.8
+ SFT	29.0	47.2	60.7	58.8	25.3	38.8 (+1.0)
+ DPO	33.5	59.6	<u>62.5</u>	61.0	23.4	41.1 (+3.3)
deepseek-coder-6.7b-base	47.6	70.2	69.3	68.9	56.1	61.0
+ SFT	56.1	59.6	69.1	71.4	57.7	62.2 (+1.2)
+ DPO	<u>54.3</u>	<u>72.8</u>	<u>74.1</u>	<u>72.6</u>	<u>58.9</u>	65.4 (+4.4)
starcoder2-7b	35.2	54.4	63.6	61.7	29.2	44.3
+ SFT	42.9	57.2	64.8	58.5	31.3	47.5 (+3.2)
+ DPO	55.4	61.4	74.8	66.9	32.6	53.6 (+9.3)
CodeLlama-7b-hf	33.5	52.0	55.7	41.7	12.9	29.6
+ SFT	29.5	47.6	58.9	38.5	16.1	31.3 (+1.7)
+ DPO	38.7	49.2	67.5	45.7	17.9	36.1 (+6.5)
CodeQwen1.5-7B	51.8	72.2	70.0	70.1	49.7	61.1
+ SFT	54.3	74.8	70.9	67.9	49.7	61.9 (+0.8)
+ DPO	<u>55.5</u>	<u>75.4</u>	<u>72.5</u>	66.9	45.7	61.1 (+0)
starcoder2-15b	46.3	66.2	69.5	65.4	50.3	58.0
+ SFT	51.6	69.2	72.0	68.9	51.7	61.3 (+3.3)
+ DPO	57.0	<u>72.8</u>	<u>78.0</u>	73.8	54.7	66.7 (+8.7)
CodeLlama-13b-hf	37.8	62.4	76.8	60.5	18.4	39.6
+ SFT	39.5	59.8	65.5	54.8	19.5	39.5 (-0.1)
+ DPO	49.1	<u>64.4</u>	<u>78.6</u>	60.0	29.0	50.1 (+10.6)
deepseek-coder-33b-base	54.3	73.2	70.9	67.9	62.3	65.0
+ SFT	58.1	74.8	61.8	58.0	47.1	58.7 (-6.3)
+ DPO	72.9	80.6	78.9	76.5	61.6	73.4 (+8.4)
CodeLlama-34b-hf	48.2	65.4	77.7	63.7	32.4	52.4
+ SFT	52.8	68.2	61.8	58.0	26.2	47.5 (-4.9)
+ DPO	65.9	<u>75.2</u>	83.9	68.4	63.2	70.6 (+18.2)

Table 2: Functional correctness (*Pass*) evaluation results over LLMs. The underlined values denote the top-performed approaches among the original model and the established baselines. The **bold values** denote the best performance on each benchmark.

Code Efficiency. Regarding the NL2Code task, once functional correctness has been assured, attention naturally pivots to enhancing computational efficiency. As depicted in Table 3, we investigate computational efficiency metrics across a spectrum of Code-LLMs. Experiments demonstrate that DPO yields a stable enhancement in computational efficiency from models exceeding 6.7 billion parameters. In contrast, SFT detracts most *Beyond* scores from original models, suggesting that the plain SFT may not be a feasible strategy for enhancing computational efficiency. Further analysis compares the *Gap* between *Beyond* and *Pass*. Since the ideal *Beyond* should be aligned with *Pass*, it shows how much the baseline method shrinks the gap between functional correctness and computational efficiency. Our findings indicate that DPO substantially narrows *Gap* in models larger than 15 billion parameters. However, *Gap* tends to widen in smaller models under the same configuration. This implies that larger models possess a greater capacity to assimilate the nuanced knowledge to make strides in computational efficiency while retaining their functional correctness.

4.5 Failure Analysis

Table 4 provides an error breakdown of where Code-LLMs misstep during the *Mercury* evaluation:

Generation Errors arise from syntactical issues. The common manifestations include *improper indentation*, *mismatched parentheses*, or *unexpected truncation*. Fine-tuning introduces additional knowledge for Code-LLMs to adapt the *Mercury* convention, emphasizing standard indentation, concise code, and minimal comments. Therefore, both SFT and DPO generally reduced these errors.

Execution Errors differ from Generation Errors because they occur after the code has been successfully loaded. These errors emerge as exceptions, which could stem from various issues, such as flawed code logic, execution timeouts, memory leakage, or sandbox interruption. We observe that SFT tends to aggravate these errors on most models, whereas DPO mitigates these errors successfully.

Test Case Errors are the most prevalent errors where the code is executed without exceptions but the output fails to align with the expectation.

Model name	Easy	Medium	Hard	Overall	Gap
deepseek-coder-1.3b-base	47.97	39.77	19.26	35.62	9.85
+ SFT	<u>42.58</u>	38.12	18.67	33.04 (-2.58)	12.74 (+2.89)
+ DPO	46.91	<u>42.27</u>	16.78	35.21 (-0.41)	<u>9.64</u> (-0.21)
starcoder2-3b	43.55	41.91	15.21	33.40	9.72
+ SFT	44.64	<u>42.10</u>	15.72	34.01 (+0.61)	14.04 (4.31)
+ DPO	<u>43.70</u>	41.02	12.99	32.42 (-0.99)	16.33 (6.61)
deepseek-coder-6.7b-base	48.80	51.16	45.11	48.29	16.40
+ SFT	51.37	52.71	44.28	49.39 (+1.09)	16.55 (0.16)
+ DPO	<u>56.25</u>	<u>52.35</u>	40.62	49.70 (+1.41)	18.73 (2.34)
starcoder2-7b	50.23	51.29	20.25	40.37	10.95
+ SFT	42.21	44.02	21.09	35.61 (-4.77)	15.80 (4.84)
+ DPO	<u>53.52</u>	<u>51.41</u>	17.35	40.56 (+0.18)	17.41 (6.46)
CodeLlama-7b-hf	42.55	30.99	8.88	27.45	9.27
+ SFT	39.75	26.89	9.55	25.41 (-2.04)	12.48 (3.21)
+ DPO	<u>54.14</u>	<u>34.48</u>	11.10	33.29 (+5.84)	10.46 (1.19)
CodeQwen1.5-7B	51.11	53.56	39.03	47.78	15.35
+ SFT	54.16	<u>51.43</u>	38.05	47.82 (0.04)	14.91 (-0.43)
+ DPO	<u>56.07</u>	51.55	38.05	48.52 (0.74)	13.12 (-2.22)
starcoder2-15b	58.18	52.09	37.34	49.17	12.55
+ SFT	53.54	52.77	37.73	47.92 (-1.25)	16.22 (3.67)
+ DPO	<u>68.29</u>	<u>59.54</u>	48.97	58.95 (9.78)	10.81 (-1.74)
CodeLlama-13b-hf	57.00	44.25	12.99	38.01	13.79
+ SFT	44.95	39.96	13.55	32.70 (-5.31)	13.78 (-0.01)
+ DPO	<u>67.09</u>	<u>55.72</u>	19.72	47.39 (9.38)	8.47 (-5.32)
deepseek-coder-33b-base	51.26	48.90	45.43	48.53	18.50
+ SFT	40.33	37.75	36.82	38.32 (-10.21)	17.30 (-1.20)
+ DPO	<u>74.59</u>	<u>68.91</u>	55.98	66.47 (+17.94)	5.79 (-12.70)
CodeLlama-34b-hf	56.28	48.21	22.96	42.40	15.49
+ SFT	45.49	44.96	20.73	36.91 (-5.50)	11.61 (-3.88)
+ DPO	78.55	60.95	51.94	63.94 (+21.54)	8.01 (-7.47)

Table 3: Computational efficiency (*Beyond*) evaluation results across three difficulty levels. **The bolded value** indicates the top performance for each metric, while the underlined values denote the most effective approaches among the original model and the baselines.

5 Related Work

NL2Code Generation is the task of generating a computer program that satisfies given specifications. Initial approaches to converting natural language to code relied on rigid methods like probabilistic grammars and domain-specific languages, having limited flexibility and scalability [18, 10]. The advent of statistical models, such as n-grams and Hidden Markov models, attempted to overcome these limitations but struggled with modeling complexity and dependencies [29, 38]. The transformational impact of the Transformer model [39] and its subsequent application to NL2Code [28] led to the development of LLMs like Codex, which significantly improved the task’s feasibility by utilizing extensive unlabelled data sets [8]. Follow-up LLMs such as AlphaCode [23], CodeGen [30], PaLM-Coder [9], and StarCoder [22] continued to advance this research field, exhibiting emergent abilities in coding and debugging that mirrored human programmers.

NL2Code Evaluation currently focuses on gauging the functional correctness of generated code. As a pioneer, CodeBLEU [34] adapts the BLEU [32] metric into code generation. However, given the abstract nature of programming languages, distinct code can express the equivalent semantics, prompting subsequent benchmarks to harness test cases instead of the similarity measurement. For example, HumanEval [8] and MBPP [3] consist of hand-written Python programming tasks and corresponding test cases. On the note of enhancing language inclusiveness, ODEX [41] integrates multiple natural languages, while MBXP [2] extends the benchmarks to cater to a variety of programming languages, promoting polyglot code generation evaluation. Recent benchmarks have also begun to consider more aspects beyond functional correctness. For instance, the benchmark DS-100 [21] dives deeply into the data analysis scenarios, and CodeGen [30] contributes a benchmark for multi-turn code generation. For security-oriented code generation, SecurityEval [36] offers a concentrating benchmark on mining the vulnerability of generated code.

Model Name	Code Generation			Code Execution			Test Case			Pass		
	E	M	H	E	M	H	E	M	H	E	M	H
deepseek-coder-1.3b-base	82	85	59	17	33	95	74	73	180	267	214	101
+ SFT	106	104	37	16	8	63	59	76	225	259	217	110
+ DPO	90	108	40	17	5	49	63	75	259	270	217	87
starcoder2-3b	107	102	33	35	26	107	51	66	201	247	211	94
+ SFT	97	93	24	29	13	90	47	61	211	267	238	110
+ DPO	79	75	11	30	14	87	56	69	235	275	247	102
deepseek-coder-6.7b-base	107	101	30	16	5	56	12	20	105	305	279	244
+ SFT	105	100	25	17	6	61	14	10	98	304	289	251
+ DPO	87	82	23	12	6	58	15	23	98	326	294	256
starcoder2-7b	107	101	22	21	9	74	32	45	212	280	250	127
+ SFT	105	100	22	18	13	72	32	55	205	285	237	136
+ DPO	90	90	21	10	11	61	11	33	211	329	271	142
CodeLlama-7b-hf	23	28	23	41	69	122	131	139	234	245	169	56
+ SFT	11	9	17	44	72	112	126	168	236	259	156	70
+ DPO	9	10	12	23	56	117	111	154	228	297	185	78
CodeQwen1.5-7B	105	100	18	1	4	44	26	17	157	308	284	216
+ SFT	105	101	16	4	3	35	19	26	168	312	275	216
+ DPO	98	96	26	5	8	35	18	30	175	319	271	199
starcoder2-15b	105	100	20	4	7	49	25	33	147	306	265	219
+ SFT	104	100	18	3	3	56	16	23	136	317	279	225
+ DPO	83	64	10	1	1	33	13	41	141	343	299	251
CodeLlama-13b-hf	10	14	28	19	41	99	73	105	228	338	245	80
+ SFT	46	52	32	29	19	111	77	112	207	288	222	85
+ DPO	24	9	24	10	12	100	60	141	185	346	243	126
deepseek-coder-33b-base	105	103	26	11	11	47	12	16	91	312	275	271
+ SFT	69	78	27	27	26	65	72	66	138	272	235	205
+ DPO	56	75	15	9	7	86	28	13	66	347	310	268
CodeLlama-34b-hf	22	35	50	28	55	84	48	57	160	342	258	141
+ SFT	35	97	50	37	19	56	96	54	215	272	235	114
+ DPO	4	12	10	26	76	30	41	40	120	369	277	275

Table 4: The distribution of failure cases across *Code Generation*, *Code Execution*, and *Test Case* errors. E/M/H indicates Easy/Medium/Hard levels, respectively.

6 Limitations

In this work, we measure computational efficiency under the assumption that the code runtime is uniformly distributed. The simplification allows computational efficiency evaluation via limited solution samples. However, the distribution of code runtime in real-world scenarios is more intricate, which may call for more solution samples to support more precise modeling. Additionally, the presence of data contamination during the model training phase compromises the precision of the Mercury benchmark to reflect the performance of tainted models [17]. To mitigate this issue, we will update our benchmark via our open-sourced data collection framework to import new tasks dynamically, thus laying the groundwork for more detailed investigations in subsequent studies.

7 Conclusion

In this work, we introduced Mercury, the first computational efficiency benchmark for NL2Code evaluation. Unlike prior work that focused on functional correctness, our benchmark highlights the importance of computational efficiency. By crafting dedicated test case generators and sampling ground-truth solutions across different difficulty levels from Leetcode, we have developed a comprehensive and rigorous Code-LLM evaluation frame. We evaluated leading Code-LLMs against benchmarks and found that even though these models are proficient in generating functionally correct code, there is still considerable space for computational efficiency improvement. As Code-LLMs become more widely used, computational efficiency determines factual productivity, where Mercury can gauge the vital metric. As a commitment to ongoing research and to foster further innovation in this area, we have open-sourced the Mercury dataset collection framework, laying the groundwork for future advancements in the field.

References

- [1] R. Y. Aminabadi, S. Rajbhandari, A. A. Awan, C. Li, D. Li, E. Zheng, O. Ruwase, S. Smith, M. Zhang, J. Rasley, et al. Deepspeed-inference: enabling efficient inference of transformer models at unprecedented scale. In *SC22: International Conference for High Performance Computing, Networking, Storage and Analysis*, pages 1–15. IEEE, 2022.
- [2] B. Athiwaratkun, S. K. Gouda, Z. Wang, X. Li, Y. Tian, M. Tan, W. U. Ahmad, S. Wang, Q. Sun, M. Shang, et al. Multi-lingual evaluation of code generation models. *arXiv preprint arXiv:2210.14868*, 2022.
- [3] J. Austin, A. Odena, M. Nye, M. Bosma, H. Michalewski, D. Dohan, E. Jiang, C. Cai, M. Terry, Q. Le, et al. Program synthesis with large language models. *arXiv preprint arXiv:2108.07732*, 2021.
- [4] J. Bai, S. Bai, Y. Chu, Z. Cui, K. Dang, X. Deng, Y. Fan, W. Ge, Y. Han, F. Huang, B. Hui, L. Ji, M. Li, J. Lin, R. Lin, D. Liu, G. Liu, C. Lu, K. Lu, J. Ma, R. Men, X. Ren, X. Ren, C. Tan, S. Tan, J. Tu, P. Wang, S. Wang, W. Wang, S. Wu, B. Xu, J. Xu, A. Yang, H. Yang, J. Yang, S. Yang, Y. Yao, B. Yu, H. Yuan, Z. Yuan, J. Zhang, X. Zhang, Y. Zhang, Z. Zhang, C. Zhou, J. Zhou, X. Zhou, and T. Zhu. Qwen technical report. *arXiv preprint arXiv:2309.16609*, 2023.
- [5] Y. Bai, A. Jones, K. Ndousse, A. Askell, A. Chen, N. DasSarma, D. Drain, S. Fort, D. Ganguli, T. Henighan, et al. Training a helpful and harmless assistant with reinforcement learning from human feedback. *arXiv preprint arXiv:2204.05862*, 2022.
- [6] M. Bakker, M. Chadwick, H. Sheahan, M. Tessler, L. Campbell-Gillingham, J. Balaguer, N. McAleese, A. Glaese, J. Aslanides, M. Botvinick, et al. Fine-tuning language models to find agreement among humans with diverse preferences. *Advances in Neural Information Processing Systems*, 35:38176–38189, 2022.
- [7] B. Chen, D. Tarlow, K. Swersky, M. Maas, P. Heiber, A. Naik, M. Hashemi, and P. Ranganathan. Learning to improve code efficiency. *arXiv preprint arXiv:2208.05297*, 2022.
- [8] M. Chen, J. Tworek, H. Jun, Q. Yuan, H. P. d. O. Pinto, J. Kaplan, H. Edwards, Y. Burda, N. Joseph, G. Brockman, et al. Evaluating large language models trained on code. *arXiv preprint arXiv:2107.03374*, 2021.
- [9] A. Chowdhery, S. Narang, J. Devlin, M. Bosma, G. Mishra, A. Roberts, P. Barham, H. Chung, C. Sutton, S. Gehrmann, et al. Palm: Scaling language modeling with pathways (no. arxiv: 2204.02311). arxiv, 2022.
- [10] L. De Moura and N. Bjørner. Z3: An efficient smt solver. In *International conference on Tools and Algorithms for the Construction and Analysis of Systems*, pages 337–340. Springer, 2008.
- [11] Deepseek-AI. Deepseek-ai/deepseek-coder: Deepseek coder: Let the code write itself, 2023. URL <https://github.com/deepseek-ai/DeepSeek-Coder>.
- [12] T. Dettmers, M. Lewis, Y. Belkada, and L. Zettlemoyer. Llm.int8(): 8-bit matrix multiplication for transformers at scale. *arXiv preprint arXiv:2208.07339*, 2022.
- [13] S. Gugger, L. Debut, T. Wolf, P. Schmid, Z. Mueller, S. Mangrulkar, M. Sun, and B. Bossan. Accelerate: Training and inference at scale made simple, efficient and adaptable. <https://github.com/huggingface/accelerate>, 2022.
- [14] D. Hendrycks, S. Basart, S. Kadavath, M. Mazeika, A. Arora, E. Guo, C. Burns, S. Puranik, H. He, D. Song, et al. Measuring coding challenge competence with apps. *arXiv preprint arXiv:2105.09938*, 2021.
- [15] E. J. Hu, Y. Shen, P. Wallis, Z. Allen-Zhu, Y. Li, S. Wang, L. Wang, and W. Chen. Lora: Low-rank adaptation of large language models. *arXiv preprint arXiv:2106.09685*, 2021.
- [16] O. Jafari, P. Maurya, P. Nagarkar, K. M. Islam, and C. Crushev. A survey on locality sensitive hashing algorithms and their applications. *arXiv preprint arXiv:2102.08942*, 2021.

- [17] N. Jain, K. Han, A. Gu, W.-D. Li, F. Yan, T. Zhang, S. Wang, A. Solar-Lezama, K. Sen, and I. Stoica. Livecodebench: Holistic and contamination free evaluation of large language models for code. *arXiv preprint arXiv:2403.07974*, 2024.
- [18] A. Joshi and O. Rambow. A formalism for dependency grammar based on tree adjoining grammar. In *Proceedings of the Conference on Meaning-text Theory*, pages 207–216. MTT Paris, France, 2003.
- [19] J. Kirkpatrick, R. Pascanu, N. Rabinowitz, J. Veness, G. Desjardins, A. A. Rusu, K. Milan, J. Quan, T. Ramalho, A. Grabska-Barwinska, D. Hassabis, C. Clopath, D. Kumaran, and R. Hadsell. Overcoming catastrophic forgetting in neural networks. *Proceedings of the National Academy of Sciences - PNAS*, 114(13):3521–3526, 2017.
- [20] S. Kulal, P. Pasupat, K. Chandra, M. Lee, O. Padon, A. Aiken, and P. S. Liang. Spoc: Search-based pseudocode to code. *Advances in Neural Information Processing Systems*, 32, 2019.
- [21] Y. Lai, C. Li, Y. Wang, T. Zhang, R. Zhong, L. Zettlemoyer, W.-t. Yih, D. Fried, S. Wang, and T. Yu. Ds-1000: A natural and reliable benchmark for data science code generation. In *International Conference on Machine Learning*, pages 18319–18345. PMLR, 2023.
- [22] R. Li, L. B. Allal, Y. Zi, N. Muennighoff, D. Kocetkov, C. Mou, M. Marone, C. Akiki, J. Li, J. Chim, et al. Starcoder: may the source be with you! *arXiv preprint arXiv:2305.06161*, 2023.
- [23] Y. Li, D. Choi, J. Chung, N. Kushman, J. Schrittwieser, R. Leblond, T. Eccles, J. Keeling, F. Gimeno, A. Dal Lago, et al. Competition-level code generation with alphacode. *Science*, 378(6624):1092–1097, 2022.
- [24] J. Liu, C. S. Xia, Y. Wang, and L. Zhang. Is your code generated by chatgpt really correct? *arXiv*, 2023.
- [25] J. Liu, C. S. Xia, Y. Wang, and L. Zhang. Is your code generated by chatgpt really correct? rigorous evaluation of large language models for code generation. *Advances in Neural Information Processing Systems*, 36, 2024.
- [26] I. Loshchilov and F. Hutter. Decoupled weight decay regularization. *arXiv preprint arXiv:1711.05101*, 2017.
- [27] A. Lozhkov, R. Li, L. B. Allal, F. Cassano, J. Lamy-Poirier, N. Tazi, A. Tang, D. Pykhtar, J. Liu, Y. Wei, et al. Starcoder 2 and the stack v2: The next generation. *arXiv preprint arXiv:2402.19173*, 2024.
- [28] A. Mastroianni, S. Scalabrino, N. Cooper, D. N. Palacio, D. Poshyvanyk, R. Oliveto, and G. Bavota. Studying the usage of text-to-text transfer transformer to support code-related tasks. In *2021 IEEE/ACM 43rd International Conference on Software Engineering (ICSE)*, pages 336–347. IEEE, 2021.
- [29] T. T. Nguyen, A. T. Nguyen, H. A. Nguyen, and T. N. Nguyen. A statistical semantic language model for source code. In *Proceedings of the 2013 9th Joint Meeting on Foundations of Software Engineering*, pages 532–542, 2013.
- [30] E. Nijkamp, B. Pang, H. Hayashi, L. Tu, H. Wang, Y. Zhou, S. Savarese, and C. Xiong. Codegen: An open large language model for code with multi-turn program synthesis. *arXiv preprint arXiv:2203.13474*, 2022.
- [31] R. OpenAI. Gpt-4 technical report. *arXiv*, pages 2303–08774, 2023.
- [32] K. Papineni, S. Roukos, T. Ward, and W.-J. Zhu. Bleu: a method for automatic evaluation of machine translation. In *Proceedings of the 40th annual meeting of the Association for Computational Linguistics*, pages 311–318, 2002.
- [33] R. Rafailov, A. Sharma, E. Mitchell, S. Ermon, C. D. Manning, and C. Finn. Direct preference optimization: Your language model is secretly a reward model. *arXiv preprint arXiv:2305.18290*, 2023.

- [34] S. Ren, D. Guo, S. Lu, L. Zhou, S. Liu, D. Tang, N. Sundaresan, M. Zhou, A. Blanco, and S. Ma. Codebleu: a method for automatic evaluation of code synthesis. *arXiv preprint arXiv:2009.10297*, 2020.
- [35] B. Roziere, J. Gehring, F. Gloeckle, S. Sootla, I. Gat, X. E. Tan, Y. Adi, J. Liu, T. Remez, J. Rapin, et al. Code llama: Open foundation models for code. *arXiv preprint arXiv:2308.12950*, 2023.
- [36] M. L. Siddiq and J. C. Santos. Securityeval dataset: mining vulnerability examples to evaluate machine learning-based code generation techniques. In *Proceedings of the 1st International Workshop on Mining Software Repositories Applications for Privacy and Security*, pages 29–33, 2022.
- [37] N. Stiennon, L. Ouyang, J. Wu, D. Ziegler, R. Lowe, C. Voss, A. Radford, D. Amodei, and P. F. Christiano. Learning to summarize with human feedback. *Advances in Neural Information Processing Systems*, 33:3008–3021, 2020.
- [38] I. Sutskever, G. E. Hinton, and G. W. Taylor. The recurrent temporal restricted boltzmann machine. *Advances in neural information processing systems*, 21, 2008.
- [39] A. Vaswani, N. Shazeer, N. Parmar, J. Uszkoreit, L. Jones, A. N. Gomez, Ł. Kaiser, and I. Polosukhin. Attention is all you need. *Advances in neural information processing systems*, 30, 2017.
- [40] Y. Wang, W. Wang, S. Joty, and S. C. Hoi. Codet5: Identifier-aware unified pre-trained encoder-decoder models for code understanding and generation. *arXiv preprint arXiv:2109.00859*, 2021.
- [41] Z. Wang, S. Zhou, D. Fried, and G. Neubig. Execution-based evaluation for open-domain code generation. *arXiv preprint arXiv:2212.10481*, 2022.
- [42] M.-F. Wong, S. Guo, C.-N. Hang, S.-W. Ho, and C.-W. Tan. Natural language generation and understanding of big code for ai-assisted programming: A review. *Entropy*, 25(6):888, 2023.
- [43] Y. Xu and Y. Zhu. A survey on pretrained language models for neural code intelligence. *arXiv preprint arXiv:2212.10079*, 2022.
- [44] D. Zan, B. Chen, F. Zhang, D. Lu, B. Wu, B. Guan, W. Yongji, and J.-G. Lou. Large language models meet nl2code: A survey. In *Proceedings of the 61st Annual Meeting of the Association for Computational Linguistics (Volume 1: Long Papers)*, pages 7443–7464, 2023.
- [45] D. M. Ziegler, N. Stiennon, J. Wu, T. B. Brown, A. Radford, D. Amodei, P. Christiano, and G. Irving. Fine-tuning language models from human preferences. *arXiv preprint arXiv:1909.08593*, 2019.

A Appendix

A.1 Definition of Mercury Fields

Field Name	Definition
id	Task ID.
slug_name	Task name.
meta_info	The field accommodating the task description and submission statistics.
difficulty	The difficulty level of the task.
pretty_content	The field introduces the task description, examples, and constraints in pure text.
solutions	Samples of solutions extracted from actual past submissions.
prompt	The prompt of the solution.
entry_point	The nominative entry point of the solution.
generator_code	A function to generate test cases.
test_cases	A collection of generated test cases.
convert_online	A function to format test cases for online evaluation.
convert_offline	A function to format test cases for offline evaluation.
evaluate_offline	A function designed to evaluate solutions in an offline setting.

Table 5: Definitions of the fields within the Mercury dataset.

A.2 Mercury Data Distribution and Customized Data Structures

Except for all built-in Python data structures, Mercury imports another two structures to enhance the diversity and complexity as shown in Figure 4.

```
class ListNode(object):
    def __init__(self, val=0, next=None):
        self.val = val
        self.next = next

class TreeNode(object):
    def __init__(self, val=0, left=None, right=None):
        self.val = val
        self.left = left
        self.right = right
```

Figure 4: Mercury supports two customized data structures: `TreeNode` and `ListNode`.

Splits	Easy	Medium	Hard	Sum
Mercury-train	446	968	219	1,633
Mercury-eval	88	81	87	256

Table 6: *Mercury-eval* encompasses 256 tasks, the difficulty of which has been balanced for model evaluation. *Mercury-train* comprises the remaining 1,633 tasks for model training.

A.3 Sandbox Details

Time and Memory Limitation. Each executed code within the sandbox is subject to certain constraints to ensure fair utilization of resources and to prevent any single program from monopolizing the system. Specifically, there are two primary constraints: a time limit and a memory limit. The time limit restricts how long the code can execute before being forcibly terminated, thereby ensuring that no infinite loops or excessively long computations negatively impact the availability of the sandbox. The memory limit caps the amount of RAM that a process can consume. This measure prevents a single program from exhausting the server’s memory resources, which could lead to a denial of service for other users or processes sharing the same infrastructure.

IO Restriction. To mitigate harmful activities such as unauthorized data access or data exfiltration, the sandbox imposes strict input/output (IO) restrictions. These restrictions can include limitations on the size and type of files that can be read from or written to the disk and restrictions on the use of network sockets for sending or receiving data. By controlling the IO operations, the sandbox can prevent many common exploits and ensure that the code running within it cannot interfere with other processes or the host system.

Isolated File System. The sandbox employs an isolated file system to provide a safe execution environment for the code. This means that the process running in the sandbox has its virtual file system, which is separated from the host’s file system. The isolated nature of this file system ensures

that even if a process within the sandbox attempts to modify or delete files, these changes will not affect the host system or other sandboxes. It acts as a layer of security, protecting the host from potential threats and maintaining the integrity of the overall system.

System Libraries Redirection. To maintain a consistent and controlled environment, the sandbox redirects calls to system libraries to sandbox-specific versions. This is done to prevent code from using certain functions directly from the host’s system libraries, which could result in unpredictable behavior or security vulnerabilities. The redirected libraries are often limited to a subset of functionalities deemed safe and necessary for executing programs within the sandbox, thus enforcing the security policies and ensuring that the running programs behave as expected.

Single-threaded Evaluation. In the context of the sandbox environment, single-threaded evaluation is the process of executing code using only one thread of execution. This approach simplifies resource management and timing measurements, avoiding the complexities associated with multi-threaded execution, such as synchronization, race conditions, and deadlocks. Single-threading can be particularly important in educational or testing settings where reproducibility and fairness are critical, ensuring that every student or user’s code is evaluated with the same computational resources.

Code Efficiency Measurement. Figure 5 shows the overview of the code execution pipeline. We gauge the *Solution Instantiation* and *Test Ease Evaluation* time spans as the execution runtime.

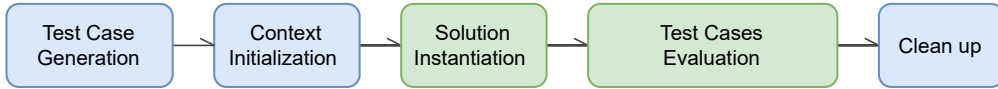


Figure 5: Sandbox Execution Pipeline. **1) Test Case Generation.** We first employ the corresponding test case generator for each task to produce a comprehensive set of test cases for the subsequent evaluation. **2) Context Initialization.** To prevent any unexpected code behavior, the sandbox environment is meticulously reinitialized for each new task. This phase ensures that all the common libraries required for executing the solution are loaded. **3) Solution Instantiation.** The solution under evaluation will be encapsulated as a *solution* class. **4) Test Case Evaluation.** Each test case the generator provides will be rigorously executed against the solution. A solution must successfully pass all the test cases to be deemed valid. **5) Clean up.** The final stage involves the sandbox dutifully clearing the namespace environment and the temporary directory. Mercury records the time consumed during the stage of Solution instantiation and Test Ease Evaluation as the primary metric for assessing computational efficiency.

A.4 DPO Experiment Details

Dataset Construction. For every task problem T^i in Mercury, we randomly selected two solutions from the task solution set $\{s_w^i, s_l^i\} \sim T_{solution}^i$, to construct the preference dataset $D = \{P^i, s_w^i, s_l^i\}$, where p^i is the prompt, s_w^i has a faster runtime than s_l^i .

Model Initialization. RLHF [45] typically begins with a reference LLM π_{ref} . Here, we initialize π_{ref} by maximizing the likelihood of faster code completions $(p, s_w) \sim D$, so that $\pi_{ref} = \arg \max_{\pi} E_{(p, s_w) \sim D} [\log \pi(s_w|p)]$. This procedure helps mitigate the distribution shift between the *true reference distribution* and π_{ref} .

Optimization. We optimize the target LLM π_{θ} to minimize \mathcal{L}_{DPO} for the given π_{ref} and D and desired hyperparameter β . The gradient with respect to the parameters θ can be written as $\nabla_{\theta} \mathcal{L}_{DPO}(\pi_{\theta}; \pi_{ref})$.

$$\mathcal{L}_{DPO}(\pi_{\theta}; \pi_{ref}) = -E_{(x, s_w, s_l) \sim D} \left[\log \alpha \left(\beta \log \frac{\pi_{\theta}(s_w|p)}{\pi_{ref}(s_w|p)} \right) - \log \frac{\pi_{\theta}(s_l|p)}{\pi_{ref}(s_l|p)} \right] \quad (2)$$

$$\nabla_{\theta} \mathcal{L}_{DPO}(\pi_{\theta}; \pi_{ref}) = -\beta E_{(p, s_w, s_l) \sim D} \left[\underbrace{\alpha(\hat{r}_{\theta}(p, s_l) - \hat{r}_{\theta}(p, s_w))}_{\text{higher weight for wrong estimate}} \left[\underbrace{\nabla_{\theta} \log \pi(s_w|p)}_{\text{increase likelihood of } s_w} - \underbrace{\nabla_{\theta} \log \pi(s_l|p)}_{\text{decrease likelihood of } s_l} \right] \right] \quad (3)$$

Intuitively, the gradient of the loss function \mathcal{L}_{DPO} increases the likelihood of the preferred completions s_w and decreases the likelihood of dis-preferred completions s_l , which are weighed by how much higher the implicit reward model \hat{r}_{θ} rates the dis-preferred completions, scaled by β , *i.e.*, how incorrectly the implicit reward model orders the completions, accounting for the strength of the KL constraint.

A.5 External Libraries Utilized in Mercury

Raw LeetCode solutions typically commence without importing shared libraries. To avoid solution failure due to absent libraries, we proactively import the libraries listed in Figure 6 during the sandbox *Context Initialization* phase. Note that all these libraries are imported in a temporary namespace of which the sandbox controls code behaviors.

```

exec('import re', namespace);
exec('import itertools', namespace);
exec('import collections', namespace);
exec('import heapq', namespace);
exec('import bisect', namespace);
exec('import string', namespace);
exec('import sys', namespace);
exec('import lctk', namespace);
exec('import functools', namespace);
exec('import math', namespace);
exec('import copy', namespace);
exec('import heapq', namespace);
exec('import sortedcontainers', namespace);

exec('from math import floor, ceil, factorial, sqrt, inf', namespace);
exec('from sys import maxsize, stdin', namespace);
exec('from bisect import bisect_left, bisect_right', namespace);
exec('from itertools import permutations, zip_longest', namespace);
exec('from heapq import heappush, heappop, heapify', namespace);
exec('from collections import deque, defaultdict, OrderedDict', namespace);
exec('from typing import List, Optional, Tuple', namespace);
exec('from functools import lru_cache, cache', namespace);

```

Figure 6: External Libraries Imported in Mercury Evaluate Framework.

A.6 Model Details

Model Name	Model Scale	Link
deepseek-coder-1.3b-base	1.3B	https://huggingface.co/deepseek-ai/deepseek-coder-1.3b-base
starcoder2-3b	3B	https://huggingface.co/bigcode/starcoder2-3b
deepseek-coder-6.7b-base	6.7B	https://huggingface.co/deepseek-ai/deepseek-coder-6.7b-base
starcoder2-7b	7B	https://huggingface.co/bigcode/starcoder2-7b
CodeLlama-7b-hf	7B	https://huggingface.co/codellama/CodeLlama-7b-hf
CodeQwen1.5-7B	7B	https://huggingface.co/Qwen/CodeQwen1.5-7B
CodeLlama-13b-hf	13B	https://huggingface.co/codellama/CodeLlama-13b-hf
starcoder2-15b	15B	https://huggingface.co/bigcode/starcoder2-15b
deepseek-coder-33b-base	33B	https://huggingface.co/deepseek-ai/deepseek-coder-33b-base
CodeLlama-34b-hf	34B	https://huggingface.co/codellama/CodeLlama-34b-hf

Table 7: Model Details. We evaluated LLMs ranging from 1.3B to 34B.

A.7 A Mercury Example

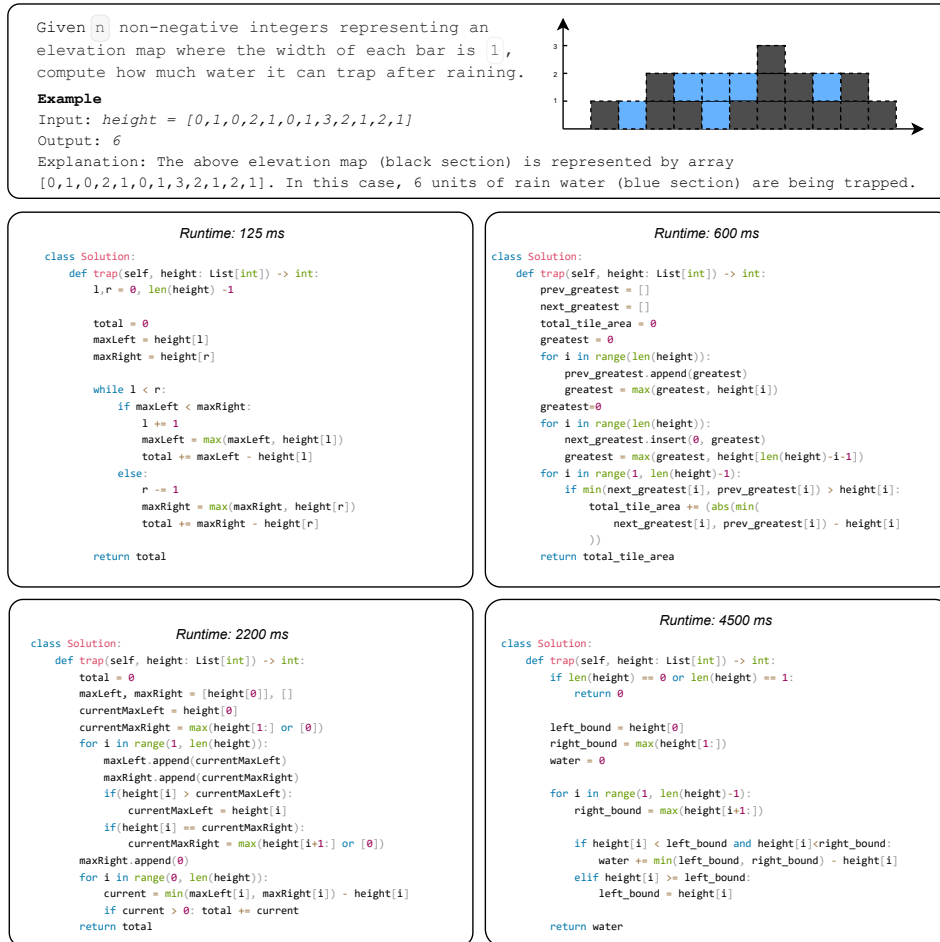


Figure 7: This case is drawn from the *Mercury-eval* benchmark. The upper block presents the problem statement with its example, while the subsequent portion exhibits the corresponding solutions. Although all solutions provided are functionally correct, they exhibit significant differences in runtimes.

A.8 Hardware-agnostic Evaluation

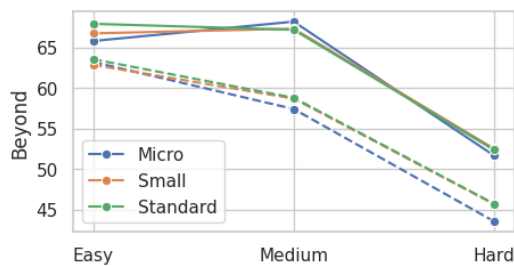


Figure 8: *Beyond* scores of ‘deepseek-coder-33b’ (solid line) and ‘deepseek-coder-6.7b’ (dashed line) across varied Intel Skylake CPU configurations. The results show that *Beyond* can keep consistent across different hardware configurations.


```

1  ### Question
2  You are given a 0-indexed array of positive integers nums.
3  Find the number of triplets (i, j, k) that meet these conditions:
4      0 <= i < j < k < nums.length
5      nums[i], nums[j], and nums[k] are pairwise distinct.
6  Return the number of triplets that meet the conditions.
7
8  Example 1:
9      Input: nums = [4,4,2,4,3]
10     Output: 3
11     Explanation: The following triplets meet the conditions:
12     - (0, 2, 4) because 4 != 2 != 3
13     - (1, 2, 4) because 4 != 2 != 3
14     - (2, 3, 4) because 2 != 4 != 3
15     Since there are 3 triplets, we return 3.
16     Note that (2, 0, 4) is not a valid triplet because 2 > 0.
17
18  Example 2:
19     Input: nums = [1,1,1,1,1]
20     Output: 0
21     Explanation: No triplets meet the conditions so we return 0.
22
23  Constraints:
24  3 <= nums.length <= 100
25  1 <= nums[i] <= 1000
26
27  ### Code Prompt
28  class Solution(object):
29      def unequalTriplets(self, nums: List[int]) -> int:
30
31  ### Completion
32  class Solution(object):
33      def unequalTriplets(self, nums: List[int]) -> int:
34          ans = 0
35          n = len(a)
36          for i in range(n):
37              for j in range(i + 1, n):
38                  for k in range(j + 1, n):
39                      ans += len({a[i], a[j], a[k]}) == 3
40          return ans
41
42  ### Question
43  <task_content>
44
45  ### Code Prompt
46  <code_starter>
47
48  ### Completion
49  <code_completion>

```

Figure 9: Code Generation Prompts. Lines 1 to 40 are the one-shot example. In Mercury experiments, we feed the *pretty_content* field to the placeholder `<task_content>`, the *prompt* field to the placeholder `<code_starter>`, and the *solution* field to the placeholder `<code_completion>`

A.9 Prompts for Code Generation

To guarantee a fair comparison, we apply a unified one-shot prompt template for each pre-trained Code-LLM. As displayed in Figure 9, the prompt template contains one shot example as well as three placeholders: `<task_content>`, `<code_starter>`, and `<code_completion>`.

NeurIPS Paper Checklist

The checklist is designed to encourage best practices for responsible machine learning research, addressing issues of reproducibility, transparency, research ethics, and societal impact. Do not remove the checklist: **The papers not including the checklist will be desk rejected.** The checklist should follow the references and precede the (optional) supplemental material. The checklist does NOT count towards the page limit.

Please read the checklist guidelines carefully for information on how to answer these questions. For each question in the checklist:

- You should answer [Yes], [No], or [NA].
- [NA] means either that the question is Not Applicable for that particular paper or the relevant information is Not Available.
- Please provide a short (1–2 sentence) justification right after your answer (even for NA).

The checklist answers are an integral part of your paper submission. They are visible to the reviewers, area chairs, senior area chairs, and ethics reviewers. You will be asked to also include it (after eventual revisions) with the final version of your paper, and its final version will be published with the paper.

The reviewers of your paper will be asked to use the checklist as one of the factors in their evaluation. While "[Yes]" is generally preferable to "[No]", it is perfectly acceptable to answer "[No]" provided a proper justification is given (e.g., "error bars are not reported because it would be too computationally expensive" or "we were unable to find the license for the dataset we used"). In general, answering "[No]" or "[NA]" is not grounds for rejection. While the questions are phrased in a binary way, we acknowledge that the true answer is often more nuanced, so please just use your best judgment and write a justification to elaborate. All supporting evidence can appear either in the main paper or the supplemental material, provided in appendix. If you answer [Yes] to a question, in the justification please point to the section(s) where related material for the question can be found.

IMPORTANT, please:

- **Delete this instruction block, but keep the section heading "NeurIPS paper checklist",**
- **Keep the checklist subsection headings, questions/answers and guidelines below.**
- **Do not modify the questions and only use the provided macros for your answers.**

1. Claims

Question: Do the main claims made in the abstract and introduction accurately reflect the paper's contributions and scope?

Answer: **[TODO]**

Justification: **[TODO]**

Guidelines:

- The answer NA means that the abstract and introduction do not include the claims made in the paper.
- The abstract and/or introduction should clearly state the claims made, including the contributions made in the paper and important assumptions and limitations. A No or NA answer to this question will not be perceived well by the reviewers.
- The claims made should match theoretical and experimental results, and reflect how much the results can be expected to generalize to other settings.
- It is fine to include aspirational goals as motivation as long as it is clear that these goals are not attained by the paper.

2. Limitations

Question: Does the paper discuss the limitations of the work performed by the authors?

Answer: **[TODO]**

Justification: **[TODO]**

Guidelines:

- The answer NA means that the paper has no limitation while the answer No means that the paper has limitations, but those are not discussed in the paper.
- The authors are encouraged to create a separate "Limitations" section in their paper.
- The paper should point out any strong assumptions and how robust the results are to violations of these assumptions (e.g., independence assumptions, noiseless settings, model well-specification, asymptotic approximations only holding locally). The authors should reflect on how these assumptions might be violated in practice and what the implications would be.
- The authors should reflect on the scope of the claims made, e.g., if the approach was only tested on a few datasets or with a few runs. In general, empirical results often depend on implicit assumptions, which should be articulated.
- The authors should reflect on the factors that influence the performance of the approach. For example, a facial recognition algorithm may perform poorly when image resolution is low or images are taken in low lighting. Or a speech-to-text system might not be used reliably to provide closed captions for online lectures because it fails to handle technical jargon.
- The authors should discuss the computational efficiency of the proposed algorithms and how they scale with dataset size.
- If applicable, the authors should discuss possible limitations of their approach to address problems of privacy and fairness.
- While the authors might fear that complete honesty about limitations might be used by reviewers as grounds for rejection, a worse outcome might be that reviewers discover limitations that aren't acknowledged in the paper. The authors should use their best judgment and recognize that individual actions in favor of transparency play an important role in developing norms that preserve the integrity of the community. Reviewers will be specifically instructed to not penalize honesty concerning limitations.

3. Theory Assumptions and Proofs

Question: For each theoretical result, does the paper provide the full set of assumptions and a complete (and correct) proof?

Answer: **[TODO]**

Justification: **[TODO]**

Guidelines:

- The answer NA means that the paper does not include theoretical results.
- All the theorems, formulas, and proofs in the paper should be numbered and cross-referenced.
- All assumptions should be clearly stated or referenced in the statement of any theorems.
- The proofs can either appear in the main paper or the supplemental material, but if they appear in the supplemental material, the authors are encouraged to provide a short proof sketch to provide intuition.
- Inversely, any informal proof provided in the core of the paper should be complemented by formal proofs provided in appendix or supplemental material.
- Theorems and Lemmas that the proof relies upon should be properly referenced.

4. Experimental Result Reproducibility

Question: Does the paper fully disclose all the information needed to reproduce the main experimental results of the paper to the extent that it affects the main claims and/or conclusions of the paper (regardless of whether the code and data are provided or not)?

Answer: **[TODO]**

Justification: **[TODO]**

Guidelines:

- The answer NA means that the paper does not include experiments.

- If the paper includes experiments, a No answer to this question will not be perceived well by the reviewers: Making the paper reproducible is important, regardless of whether the code and data are provided or not.
- If the contribution is a dataset and/or model, the authors should describe the steps taken to make their results reproducible or verifiable.
- Depending on the contribution, reproducibility can be accomplished in various ways. For example, if the contribution is a novel architecture, describing the architecture fully might suffice, or if the contribution is a specific model and empirical evaluation, it may be necessary to either make it possible for others to replicate the model with the same dataset, or provide access to the model. In general, releasing code and data is often one good way to accomplish this, but reproducibility can also be provided via detailed instructions for how to replicate the results, access to a hosted model (e.g., in the case of a large language model), releasing of a model checkpoint, or other means that are appropriate to the research performed.
- While NeurIPS does not require releasing code, the conference does require all submissions to provide some reasonable avenue for reproducibility, which may depend on the nature of the contribution. For example
 - (a) If the contribution is primarily a new algorithm, the paper should make it clear how to reproduce that algorithm.
 - (b) If the contribution is primarily a new model architecture, the paper should describe the architecture clearly and fully.
 - (c) If the contribution is a new model (e.g., a large language model), then there should either be a way to access this model for reproducing the results or a way to reproduce the model (e.g., with an open-source dataset or instructions for how to construct the dataset).
 - (d) We recognize that reproducibility may be tricky in some cases, in which case authors are welcome to describe the particular way they provide for reproducibility. In the case of closed-source models, it may be that access to the model is limited in some way (e.g., to registered users), but it should be possible for other researchers to have some path to reproducing or verifying the results.

5. Open access to data and code

Question: Does the paper provide open access to the data and code, with sufficient instructions to faithfully reproduce the main experimental results, as described in supplemental material?

Answer: **[TODO]**

Justification: **[TODO]**

Guidelines:

- The answer NA means that paper does not include experiments requiring code.
- Please see the NeurIPS code and data submission guidelines (<https://nips.cc/public/guides/CodeSubmissionPolicy>) for more details.
- While we encourage the release of code and data, we understand that this might not be possible, so “No” is an acceptable answer. Papers cannot be rejected simply for not including code, unless this is central to the contribution (e.g., for a new open-source benchmark).
- The instructions should contain the exact command and environment needed to run to reproduce the results. See the NeurIPS code and data submission guidelines (<https://nips.cc/public/guides/CodeSubmissionPolicy>) for more details.
- The authors should provide instructions on data access and preparation, including how to access the raw data, preprocessed data, intermediate data, and generated data, etc.
- The authors should provide scripts to reproduce all experimental results for the new proposed method and baselines. If only a subset of experiments are reproducible, they should state which ones are omitted from the script and why.
- At submission time, to preserve anonymity, the authors should release anonymized versions (if applicable).

- Providing as much information as possible in supplemental material (appended to the paper) is recommended, but including URLs to data and code is permitted.

6. Experimental Setting/Details

Question: Does the paper specify all the training and test details (e.g., data splits, hyper-parameters, how they were chosen, type of optimizer, etc.) necessary to understand the results?

Answer: **[TODO]**

Justification: **[TODO]**

Guidelines:

- The answer NA means that the paper does not include experiments.
- The experimental setting should be presented in the core of the paper to a level of detail that is necessary to appreciate the results and make sense of them.
- The full details can be provided either with the code, in appendix, or as supplemental material.

7. Experiment Statistical Significance

Question: Does the paper report error bars suitably and correctly defined or other appropriate information about the statistical significance of the experiments?

Answer: **[TODO]**

Justification: **[TODO]**

Guidelines:

- The answer NA means that the paper does not include experiments.
- The authors should answer "Yes" if the results are accompanied by error bars, confidence intervals, or statistical significance tests, at least for the experiments that support the main claims of the paper.
- The factors of variability that the error bars are capturing should be clearly stated (for example, train/test split, initialization, random drawing of some parameter, or overall run with given experimental conditions).
- The method for calculating the error bars should be explained (closed form formula, call to a library function, bootstrap, etc.)
- The assumptions made should be given (e.g., Normally distributed errors).
- It should be clear whether the error bar is the standard deviation or the standard error of the mean.
- It is OK to report 1-sigma error bars, but one should state it. The authors should preferably report a 2-sigma error bar than state that they have a 96% CI, if the hypothesis of Normality of errors is not verified.
- For asymmetric distributions, the authors should be careful not to show in tables or figures symmetric error bars that would yield results that are out of range (e.g. negative error rates).
- If error bars are reported in tables or plots, The authors should explain in the text how they were calculated and reference the corresponding figures or tables in the text.

8. Experiments Compute Resources

Question: For each experiment, does the paper provide sufficient information on the computer resources (type of compute workers, memory, time of execution) needed to reproduce the experiments?

Answer: **[TODO]**

Justification: **[TODO]**

Guidelines:

- The answer NA means that the paper does not include experiments.
- The paper should indicate the type of compute workers CPU or GPU, internal cluster, or cloud provider, including relevant memory and storage.

- The paper should provide the amount of compute required for each of the individual experimental runs as well as estimate the total compute.
- The paper should disclose whether the full research project required more compute than the experiments reported in the paper (e.g., preliminary or failed experiments that didn't make it into the paper).

9. Code Of Ethics

Question: Does the research conducted in the paper conform, in every respect, with the NeurIPS Code of Ethics <https://neurips.cc/public/EthicsGuidelines?>

Answer: **[TODO]**

Justification: **[TODO]**

Guidelines:

- The answer NA means that the authors have not reviewed the NeurIPS Code of Ethics.
- If the authors answer No, they should explain the special circumstances that require a deviation from the Code of Ethics.
- The authors should make sure to preserve anonymity (e.g., if there is a special consideration due to laws or regulations in their jurisdiction).

10. Broader Impacts

Question: Does the paper discuss both potential positive societal impacts and negative societal impacts of the work performed?

Answer: **[TODO]**

Justification: **[TODO]**

Guidelines:

- The answer NA means that there is no societal impact of the work performed.
- If the authors answer NA or No, they should explain why their work has no societal impact or why the paper does not address societal impact.
- Examples of negative societal impacts include potential malicious or unintended uses (e.g., disinformation, generating fake profiles, surveillance), fairness considerations (e.g., deployment of technologies that could make decisions that unfairly impact specific groups), privacy considerations, and security considerations.
- The conference expects that many papers will be foundational research and not tied to particular applications, let alone deployments. However, if there is a direct path to any negative applications, the authors should point it out. For example, it is legitimate to point out that an improvement in the quality of generative models could be used to generate deepfakes for disinformation. On the other hand, it is not needed to point out that a generic algorithm for optimizing neural networks could enable people to train models that generate Deepfakes faster.
- The authors should consider possible harms that could arise when the technology is being used as intended and functioning correctly, harms that could arise when the technology is being used as intended but gives incorrect results, and harms following from (intentional or unintentional) misuse of the technology.
- If there are negative societal impacts, the authors could also discuss possible mitigation strategies (e.g., gated release of models, providing defenses in addition to attacks, mechanisms for monitoring misuse, mechanisms to monitor how a system learns from feedback over time, improving the efficiency and accessibility of ML).

11. Safeguards

Question: Does the paper describe safeguards that have been put in place for responsible release of data or models that have a high risk for misuse (e.g., pretrained language models, image generators, or scraped datasets)?

Answer: **[TODO]**

Justification: **[TODO]**

Guidelines:

- The answer NA means that the paper poses no such risks.

- Released models that have a high risk for misuse or dual-use should be released with necessary safeguards to allow for controlled use of the model, for example by requiring that users adhere to usage guidelines or restrictions to access the model or implementing safety filters.
- Datasets that have been scraped from the Internet could pose safety risks. The authors should describe how they avoided releasing unsafe images.
- We recognize that providing effective safeguards is challenging, and many papers do not require this, but we encourage authors to take this into account and make a best faith effort.

12. Licenses for existing assets

Question: Are the creators or original owners of assets (e.g., code, data, models), used in the paper, properly credited and are the license and terms of use explicitly mentioned and properly respected?

Answer: **[TODO]**

Justification: **[TODO]**

Guidelines:

- The answer NA means that the paper does not use existing assets.
- The authors should cite the original paper that produced the code package or dataset.
- The authors should state which version of the asset is used and, if possible, include a URL.
- The name of the license (e.g., CC-BY 4.0) should be included for each asset.
- For scraped data from a particular source (e.g., website), the copyright and terms of service of that source should be provided.
- If assets are released, the license, copyright information, and terms of use in the package should be provided. For popular datasets, paperswithcode.com/datasets has curated licenses for some datasets. Their licensing guide can help determine the license of a dataset.
- For existing datasets that are re-packaged, both the original license and the license of the derived asset (if it has changed) should be provided.
- If this information is not available online, the authors are encouraged to reach out to the asset's creators.

13. New Assets

Question: Are new assets introduced in the paper well documented and is the documentation provided alongside the assets?

Answer: **[TODO]**

Justification: **[TODO]**

Guidelines:

- The answer NA means that the paper does not release new assets.
- Researchers should communicate the details of the dataset/code/model as part of their submissions via structured templates. This includes details about training, license, limitations, etc.
- The paper should discuss whether and how consent was obtained from people whose asset is used.
- At submission time, remember to anonymize your assets (if applicable). You can either create an anonymized URL or include an anonymized zip file.

14. Crowdsourcing and Research with Human Subjects

Question: For crowdsourcing experiments and research with human subjects, does the paper include the full text of instructions given to participants and screenshots, if applicable, as well as details about compensation (if any)?

Answer: **[TODO]**

Justification: **[TODO]**

Guidelines:

- The answer NA means that the paper does not involve crowdsourcing nor research with human subjects.
- Including this information in the supplemental material is fine, but if the main contribution of the paper involves human subjects, then as much detail as possible should be included in the main paper.
- According to the NeurIPS Code of Ethics, workers involved in data collection, curation, or other labor should be paid at least the minimum wage in the country of the data collector.

15. Institutional Review Board (IRB) Approvals or Equivalent for Research with Human Subjects

Question: Does the paper describe potential risks incurred by study participants, whether such risks were disclosed to the subjects, and whether Institutional Review Board (IRB) approvals (or an equivalent approval/review based on the requirements of your country or institution) were obtained?

Answer: **[TODO]**

Justification: **[TODO]**

Guidelines:

- The answer NA means that the paper does not involve crowdsourcing nor research with human subjects.
- Depending on the country in which research is conducted, IRB approval (or equivalent) may be required for any human subjects research. If you obtained IRB approval, you should clearly state this in the paper.
- We recognize that the procedures for this may vary significantly between institutions and locations, and we expect authors to adhere to the NeurIPS Code of Ethics and the guidelines for their institution.
- For initial submissions, do not include any information that would break anonymity (if applicable), such as the institution conducting the review.