

Resilient Watermarking for AI-Generated Codes

Boquan Li, Mengdi Zhang, Peixin Zhang, Jun Sun, Xingmei Wang, Zijian Liu and Tianzi Zhang

ABSTRACT

With the development of large language models, multiple AIs are now made available for code generation (such as ChatGPT and StarCoder) and are adopted widely. It is often desirable to know whether a piece of code is generated by AI, and furthermore, which AI is the author. For instance, if a certain version of AI is known to generate vulnerable codes, it is particularly important to know the creator. Existing approaches are not satisfactory as watermarking codes are more challenging compared to watermarking text data, as codes can be altered with relative ease via widely-used code refactoring methods. In this work, we propose **ACW** (AI Code Watermarking), a novel method for watermarking AI-generated codes. The key idea of **ACW** is to selectively apply a set of carefully-designed semantic-preserving, idempotent code transformations, whose presence (or absence) allows us to determine the existence of the watermark. It is efficient as it requires no training or fine-tuning and works in a black-box manner. It is resilient as the watermark cannot be easily removed or tampered through common code refactoring methods. Our experimental results show that **ACW** is effective (i.e., achieving high accuracy, true positive rates and false positive rates) and resilient, significantly outperforming existing approaches.

1 INTRODUCTION

The development of large language models (LLMs) [44] marks a milestone in the progress of artificial intelligence. LLMs have extensive applications across a variety of domains [26], one of which is code generation. Multiple AI models for effective code generation, such as ChatGPT [30], StarCoder [20] and CodeT5+ [41], are now widely adopted. While these AI models can potentially improve programmers' productivity significantly [27], they can certainly be misused as well. For instance, Langton [17] showed how to use ChatGPT to construct a ROT13 cipher-based ransomware [7] that could evade conventional defenses. Furthermore, certain users (e.g., students) may have incentives to pretend to be the author of certain AI-generated codes. Moreover, the code generated by these AI models may be vulnerable [28, 31, 36]. It is thus desirable that we are able to determine whether a given piece of code is generated by AI, and furthermore, which AI model is the author, for accountability and traceability.

Existing approaches on detecting AI-generated content mostly focus on images [8] and texts [16]. Those for texts can be broadly categorized into two groups. The first group includes the so-called passive detectors [11, 29, 43], which build binary classifiers to distinguish AI-generated texts and human-written texts. The second group focuses on watermarking [1, 16] which actively embeds hidden 'patterns' (a.k.a. watermark) into the AI-generated texts, and determines whether a certain text is AI-generated or not, based

on the presence or absence of the hidden pattern. Applying existing watermarking techniques developed for AI-generated texts to AI-generated codes is non-trivial due to the inherent difference between general texts and computer codes. To the best of our knowledge, only Lee *et al.* [19] have attempted to detect AI-generated codes based on watermarking. They propose an approach called SWEET that extends WLLM [16], a pioneering work for watermarking texts. The idea is to split a vocabulary into green tokens and red tokens and always select high-entropy green ones (and avoid red ones) during code generation. Since the split between the red and green tokens is random and unknown to the adversary, we can conclude (with high confidence) that a given piece of code is generated by the AI if only green tokens are present.

However, existing approaches are far from ideal. First of all, watermarking codes poses more challenges than watermarking texts, since the encoding space for codes is limited. For instance, based on our experimental results (as in Section 4), the state-of-the-art SWEET and WLLM have limited effectiveness. Further problems of existing approaches include significant computational overhead (if training or fine-tuning is needed), reduced utility (i.e., the quality of the generated codes may be lowered) and limited resilience (i.e., the embedded watermarks are easily removed or tampered by common code refactoring methods).

To address the above-discussed problems, we propose a novel method for watermarking AI-generated codes named **ACW** (AI Code Watermarking). A key ingredient of **ACW** is a (extensible) set of 47 carefully-designed semantic-preserving, idempotent code transformations. For instance, one group of such transformations is based on *reordering*, i.e., by comparing the hash values of multiple operands in certain operations (e.g., arithmetic operations), and reordering the operands in a certain fixed order (and in a way that is semantic-preserving). To embed the watermark, given an AI model (such as ChatGPT or StarCoder), **ACW** systematically post-processes the code generated by them, i.e., by selectively applying these transformations to the code. Given a piece of code, **ACW** validates and extracts the watermark by systematically identifying the transformations that have been applied and that have not been applied to the code (i.e., one transformation thus constitutes one bit of information). Note that this is possible because these transformations are designed to be idempotent, and thus we can easily check whether a certain transformation has been applied or not (i.e., by checking whether applying the transformation changes the code or not).

ACW is efficient as it does not require model training or fine-tuning, i.e., it works by post-processing the generated code only, and can thus be applied to work with different code-generating AI models. **ACW** is resilient to code modifications, i.e., even if the code is modified, either manually or through certain refactoring tools, the watermark remains. This is because **ACW** typically applies multiple transformations (in the order of dozens sometimes) on a piece of code, and the watermark remains even if some of them are 'modified'. Furthermore, many transformations are designed to rely

*Boquan Li, Mengdi Zhang, Peixin Zhang and Jun Sun are with Singapore Management University; Boquan Li, Xingmei Wang, Zijian Liu and Tianzi Zhang are with Harbin Engineering University.

†Corresponding to Peixin Zhang at pxzhang@smu.edu.sg.

on certain information unknown to the adversary. For instance, the order of the two operands of an arithmetic operation depends on the hashcode of the two operands generated using a ‘secret’ hashing function, and thus it is in general infeasible for the adversary to modify the code systematically for removing the watermark.

We conduct systematic experiments to evaluate **ACW**, using Python codes generated using multiple LLMs and prompt datasets. Our results demonstrate the effectiveness of **ACW** in terms of detecting AI-generated codes (i.e., achieving accuracy results over 96%), identifying watermarks (i.e., achieving true positive rates over 94%), and avoiding false alarms (i.e., achieving false positive rates below 2%), which significantly outperforms existing approaches. Moreover, **ACW** always preserves the utility of the original generated codes, and is resilient against multi-fold code modifications.

2 PRELIMINARY

In this section, we introduce backgrounds on LLM-based code generation, define our research problem, and then review why existing approaches fail to solve the problem satisfactorily.

2.1 LLM for Code Generation

Code generation is a specific natural language processing (NLP) task [2] that primarily produces executable computer instructions. Code generation is highly nontrivial given the rich features of modern programming languages, as well as the sophisticated underlying problem to be solved by the generated code [18]. It often requires expertise in multiple programming languages, including knowledge of language syntax, libraries, and best practices. Furthermore, code generation must take into consideration the security implications, such as avoiding the generation of vulnerable code or code with malicious functionality.

Leveraging the capabilities of recently-developed LLMs such as ChatGPT, LLM-based code generation has emerged as the state-of-the-art approach [39]. Formally, a language model [10], denoted as \mathcal{LM} , is a probabilistic model that assigns a probability distribution $P(tk)$ over a sequence of tokens $tk = (tk_1, tk_2, \dots, tk_S)$, where $tk_s \in \mathcal{V}$ denotes the s -th token in the sequence and \mathcal{V} denotes the vocabulary. At a high level, a language model can be modeled as:

$$P(tk) = \prod_{s=1}^S P(tk_s | tk_{s-1}, tk_{s-2}, \dots, tk_0, tk_{-1}, tk_{-2}, \dots, tk_{-p}), \quad (1)$$

where $(tk_{-1}, tk_{-2}, \dots, tk_{-p})$ is the prompt (i.e., the input sequence).

Equation 1 computes a distribution by factoring the conditional probabilities of tokens, given their preceding context, allowing it to predict the most likely token following a given sequence of tokens based on contextual information.

2.2 Problem Definition

There are multiple reasons why we would like to know whether a piece of code is generated by a certain AI model, e.g., to know whether a code submission of a student or a potential employee is indeed his/her own work, or to trace those code generated by certain AI which is known to generate vulnerable code. The high-level research problem that we aim to address is: Given a piece of code, how do we determine whether it is generated by AI, and which AI is the author?

In this work, we focus on solving the problem through watermarking, which is considered an effective technology. It works by embedding distinct patterns to a piece of code that allows us to conclude whether the code is generated by a certain AI model. Formally, we define a code watermarking method as follows.

DEFINITION 1. A code watermarking method is a pair (E, I) , where E is a watermark embedding function and I is a watermark identification function. Function E takes as input a code snippet C and a watermark ω , and produces a watermarked code snippet, denoted as C^ω . Function I takes as input a code snippet and extracts the watermark if there is one, e.g., $I(C^\omega) = \omega$.

Requirements. We consider a solution to address the defined problem satisfactory only if it satisfies the following requirements.

- **Discriminability:** $I(C^\omega) \neq I(\mathcal{H})$, where \mathcal{H} denotes a human-written code snippet, i.e., it must distinguish AI-generated codes from human-written ones.
- **Utility:** $C = C^\omega$ for any code snippet C and watermark ω , where $=$ denotes functional equivalence. Note that, without loss of generality, we focus on functional equivalence in the absence of multi-threading and data races.
- **Resilience:** $I(\mathcal{A}(C^\omega)) = I(C^\omega)$, where \mathcal{A} represents any of code transformations allowed by the adversary according to our threat model (i.e., $\mathcal{A}(C^\omega)$ represents the code snippet after the transformation), i.e., it must be able to detect the watermark even if the code is modified to certain extents by the adversary.
- **Correctness:** $I(C^\omega) = \omega$, i.e., it must be able to extract the watermark correctly.

2.3 Existing Approaches Fall Short

In the following, we briefly review existing approaches on the problem and explain why they fail to solve the problem satisfactorily.

The first category of approaches involves passive detectors that build binary classifiers to distinguish AI-generated and human-written content. Note that there is little work specifically focusing on AI-generated code detection, instead, they aim to identify any generated content regardless of texts or codes. Mitchell *et al.* [29] demonstrate that LLM-generated text tends to occupy the negative curvature region of the log probability function of an AI model, and proposes a curvature-based method *DetectGPT* to detect AI-generated text. The GPTZero team [43] develops an advanced Web application, *GPTZero*, for the detection of ChatGPT-generated content. Although existing passive detectors perform satisfactorily on texts, Wang *et al.* [40] report that they cannot be directly applied to codes, unless extensive additional fine-tuning is performed. That is, they cannot be generalized for generated code detection. Moreover, similar to tasks such as image forgery detection [25], passive detectors are considered less effective than watermarking-based approaches, in which the embedded patterns are more distinct as well as stable than those general features.

The second category is the active watermarking approach. Similarly, most existing efforts focus on watermarking AI-generated texts [1, 6, 16]. As the state-of-the-art, Kirchenbauer *et al.* [16] propose a method named WLLM (short for Watermarking LLMs) for AI-generated text detection. WLLM works by splitting a vocabulary into green tokens and red tokens, and softly promoting green

tokens during text generation. WLLM reports promising results in detecting AI-generated texts. However, it has limited effectiveness (see empirical evidence in Section 4) when it comes to AI-generated codes, and reduces the model utility significantly as watermarking a piece of code ‘strongly’ results in significant change which alters the program behavior. In general, codes are less flexible than texts which makes watermarking codes more challenging than watermarking texts.

To the best of our knowledge, only Lee *et al.* [19] attempt to detect LLM-generated codes based on watermarking. They propose a selective watermarking technique via entropy thresholding called SWEET, which extends WLLM by promoting green tokens only at the position with high-entropy ones, so as to preserve the utility of generated codes. However, SWEET still shows limited effectiveness (see empirical evidence in Section 4). This is similar because there is limited flexibility when it comes to code, unlike general texts. Furthermore, the authors report their limitations that they do not consider the robustness (resilience) to code refactoring.

In addition, all the above-discussed approaches are limited to detecting whether a piece of code/text is AI-generated or not and not able to tell which AI is the author.

3 OUR METHOD

In this section, we present the details of **ACW**. An overview is illustrated in Figure 1. The key idea of **ACW** is to selectively apply a set of carefully-designed code transformations for watermark embedding, and determine the presence (or absence) of each transformation to extract the watermark during identification. In the following, we first assume the existence of such a set of transformations, denoted as \mathcal{T} , and explain how the embedding function E and identification function I work. It should become apparent what the requirements on the transformations in \mathcal{T} are afterwards. Lastly, we describe how the transformations are designed to satisfy the requirements and solve the problem defined in Section 2.2. Without loss of generality, we focus on watermarking LLM-generated Python codes in the following discussion, although it should be clear that our approach can be applied to other languages as well.

3.1 Watermark Embedding

Given an LLM-generated code snippet C , and a set of code transformations \mathcal{T} , the embedding function E in **ACW** works as follows.

Firstly, the embedding function systematically analyzes C and identifies those code transformations in \mathcal{T} that are applicable to C . (*Requirement 1*) *In order to efficiently determine whether a code transformation applies or not, the transformations in \mathcal{T} must be designed such that their applicability can be determined statically, rather than based on certain runtime information.* For example, one of our transformations in \mathcal{T} applies as long as there is an `if-then-else` statement in C , i.e., its applicability is determined based on the language construct (e.g., rather than determining whether a certain branch of the `if-then-else` statement is infeasible or not).

Let the set of applicable transformations be T . The embedding function then sorts them based on a fixed order. In our implementation, it is the alphabetical order of the hashcode of transformations. We (reasonably) assume that this order is unknown to the adversary since the hashing function is a secret. Note that this choice

also simplifies the design of the transformations. That is, different code transformations may affect each other in general, i.e., applying the same set of transformations in different orders may result in different resultant codes. By adopting a fixed order for applying the applicable transformations, we effectively avoid this problem.

Next, the embedding function systematically applies the first n transformations in T one by one. Note that n is a hyperparameter which determines the level of the ‘resilience’ on the watermark, as we discuss in Section 3.2. Intuitively, checking whether these n transformations have been applied or not allows us to tell whether the code is watermarked.

Lastly, the error-correction code in digital communication systems, such as Bose–Chaudhuri–Hocquenghem (BCH) codes [5, 14, 24], is adopted to encode specific watermarks. Formally, a BCH code over a finite field, also known as Galois field $\text{GF}(q)$ for a specific code length l , information bit length k , and error-correcting capability t , denoted as $(l, k, e)_q$. In our work, let ω be a k -bit binary watermark (i.e., $q = 2$). BCH takes ω as input and yields a l -bit encoded watermark ω_{en} . Subsequently, we take the first l remaining transformations and apply only those transformations corresponding to those bits with value 1 in the watermark (e.g., if ω_{en} is 1010, and apply the first and the third of the next 4 transformations). The resultant code is now ready to be presented to users. As long as no more than e bits are wrongly extracted in ω_{en} , it is guaranteed that ω can be fully recovered. Compared to directly using the original watermark, using an error-correction code can improve the accuracy of watermark identification.

Algorithm 1 presents the details of our watermarking embedding function E , of which the inputs are a code snippet C , a set of transformations \mathcal{T} , a k -bit binary watermark ω and the hyperparameters n, l, e . The algorithm initializes an empty set of applicable transformations T and a variable C^ω to store the watermarked code at lines 8 and 9, respectively. From lines 10 to 14, it then iterates through all possible transformations, adding those applicable ones (i.e., applicable to C) to the set T . Next, the algorithm sorts T at line 15 and applies the first n transformations to C^ω from lines 16 to 18. At line 19, it obtains encoded watermark ω_{en} by BCH. From lines 20 to 24, it utilizes the remaining first l transformations and updates C^ω with the transformations corresponding to the bit value 1 in watermark ω_{en} . Finally, it returns the watermarked code C^ω .

For instance, as shown in Figure 1, the LLM generates a piece of Python code C based on a given prompt. For simplicity, assume that \mathcal{T} contains five transformations (all of which happen to be applicable to C), i.e., (1) fixing missing whitespaces around operators or keywords, (2) removing unnecessary `else`, (3) reordering the two operands of an addition operator based on the hash values of the operands, (4) reordering `if-else` blocks based on their hash values, and (5) reordering the two operands involved in a less than or equal

Table 1: BCH code used in our work. The generator polynomial in BCH code is $g(x) = 1+x^2$, and its binary representation is 101. ω_{wg} is the potential wrong watermarks.

ω	00	01	10	11
ω_{en}	0000	0101	1010	1111
ω_{wg}	0001, 0010, 0100, 1000	0111, 1101	1011, 1110	-

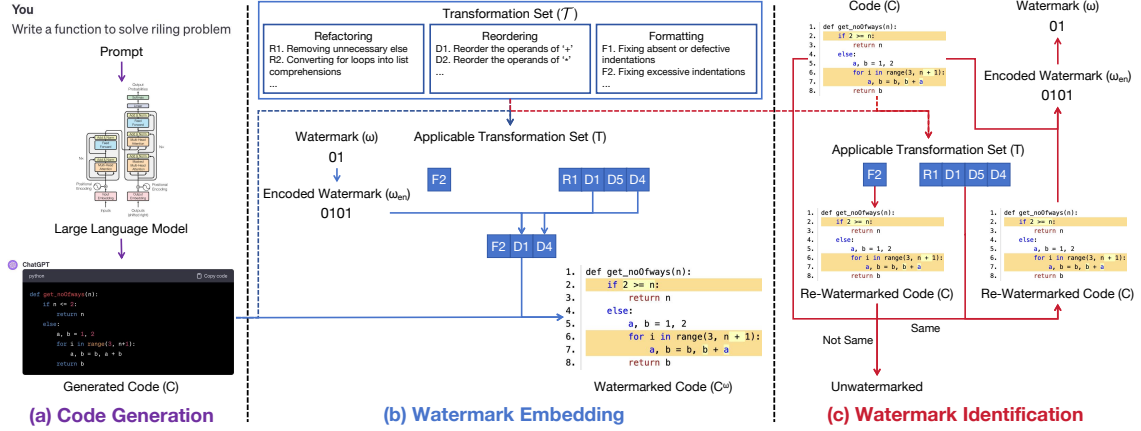


Figure 1: An overview of ACW.

Algorithm 1 Watermark Embedding

```

1: function  $E(C, \mathcal{T}, \omega, n, l, e)$ 
2:   Input:  $C$  – code snippet
3:    $\mathcal{T}$  – a set of transformations
4:    $\omega$  – the watermark with  $k$  – bits
5:    $n, l, e$  – hyperparameters
6:   Output:  $C^\omega$  – Watermarked code snippet
7:    $T \leftarrow \emptyset$ 
8:    $C^\omega \leftarrow C$ 
9:   for  $t \in \mathcal{T}$  do
10:    if  $t$  is applicable to  $C$  then
11:       $T.add(t)$ 
12:    end if
13:  end for
14:   $T \leftarrow \text{SORT}(T)$ 
15:  for  $t \in T[1:n]$  do
16:     $C^\omega \leftarrow t(C^\omega)$ 
17:  end for
18:   $\omega_{en} = \text{BCH}(l, k, e).encode(\omega)$ 
19:  for  $t \in T[n+1:n+l]$  do
20:    if  $\omega_{en}[T.index(t) - n] = 1$  then
21:       $C^\omega \leftarrow t(C^\omega)$ 
22:    end if
23:  end for
24:  return  $C^\omega$ 
25: end function

```

to the operator based on the hash values of the operands. Note that these transformations are already sorted based on the alphabetical order of the hash values of their implementations. For simplicity, assume that we set n to be 1. We first apply the first transformation (1) to the code. Further assume that the original watermark is 2-bit, $\omega = 01$, and the corresponding encoded watermark is $\omega_{en} = 0101$ (refer to Table 1). We then apply the next four transformations to the code. That is, we skip transformations (2) and (4) (since their corresponding watermark bits are 0), and apply transformations (3) and (5) (since their corresponding watermark bits are 1). Finally, the watermarked code C^ω is produced and returned to the user.

3.2 Watermark Identification

Given a code snippet C which may or may not have been watermarked (i.e., the extracted watermark is none if it is not watermarked) and a set of code transformations \mathcal{T} , the identification function I aims to extract the watermark if there is one, or report there is no watermark (i.e., the code is not the product of the embedding function in ACW).

Firstly, the identification function I analyzes C to identify those transformations in \mathcal{T} that are applicable to C , denoted as T . (Requirement 2) We assume the set of applicable transformations T identified by I is the same as those identified by the embedding function E . This is only the case if each transformation in T is designed to be applicable if and only if a certain language construct is present in C and the language construct is not removed after the transformation.

Afterwards, based on the first n applicable transformations, the identification function determines whether there is a watermark, through checking whether the transformations have been applied on C already. Note that n is agreed upon between E and I beforehand based on the desired level of resilience (see our discussion below). To tell whether a certain transformation has been applied or not based on a given piece of code C , we have the following requirements on \mathcal{T} . (Requirement 3) In our work, the adopted transformations must be idempotent, i.e., $t(C) = t(t(C))$ for any code C and t in \mathcal{T} . Intuitively, it means that applying the transformation once or multiple times results in the same code. With this assumption, the identification function I simply applies each of the first n applicable transformations and checks whether the code is modified or not after the transformation. If the code remains the same, it is determined that the transformation has been applied previously. Otherwise, it is assumed to be not applied.

We remark that it is entirely possible that the judgment on whether a certain transformation has been applied is wrong, i.e., C was naturally written in a way as if it is the result of the transformation. For example, in the case of a transformation that reorders the two operands of an addition according to certain orders, the two operands of a human-written code may happen to have the ‘right’ order so that it is as if the transformation has been applied. Such a

Algorithm 2 Watermark Identification

```

1: function I( $C, T, n, l, e$ )
2:   Input: C – Code snippet
3:   T – a set of Transformations
4:   n, l, e – hyperparameters
5:   Output:
6:     Unwatermarked or a watermark  $\omega$ 
7:    $T \leftarrow \emptyset$ 
8:   for  $t \in \mathcal{T}$  do
9:     if  $t$  is applicable to  $C$  then
10:       $T.add(t)$ 
11:    end if
12:  end for
13:   $T \leftarrow SORT(T)$ 
14:  for  $t \in T[:n]$  do
15:    if  $t(C) \neq C$  then
16:      return Unwatermarked
17:    else
18:       $C = t(C)$ 
19:    end if
20:  end for
21:   $\omega_{en} \leftarrow 00\dots 0$   $\triangleright length(\omega_{en}) = l$ 
22:  for  $t \in T[n:n+l]$  do
23:     $C^{tmp} \leftarrow t(C)$ 
24:    if  $C^{tmp} = C$  then
25:       $\omega_{en}[T.index(t) - n] \leftarrow 1$ 
26:    end if
27:  end for
28:   $\omega = BCH(l, k, e).decode(\omega_{en})$ 
29:  return (Watermarked,  $\omega$ )
30: end function

```

misjudgment is however unlikely if we set n to be sufficiently large, as we show below.

Let t be an arbitrary transformation in T , and $Pr_{t,C}$ be the probability of a code snippet C naturally satisfies $t(C) = C$. The probability of all n transformations in T , denoted as t_1, t_2, \dots, t_n , naturally appear to be ‘applied’ is thus $Pr_{t_1,C} * Pr_{t_2,C} * \dots * Pr_{t_n,C}$, which is very small if n is sufficiently large. For instance, assume that $Pr_{t,C}$ is 50% for any transformation t , $n = 6$ would make the probability less than 1.6%. In fact, in our empirical experiments in Section 4.5, the average $Pr_{t,C}$ is less than 3%.

Lastly, once the identification function determines the existence of the watermark, it aims to extract the watermark based on the remaining applicable transformations. That is, for the first l transformations, the identification function determines whether the transformation has been applied, using the same method discussed above. If a certain transformation has been applied, it is determined to be a bit value 1; otherwise, 0. Note that the reason for encoding the original watermark by BCH is to allow us to correct the wrong extracting watermark bit due to certain transformations being ‘applied’ naturally. The maximum error tolerance in the extracted watermark is determined by e of BCH.

Algorithm 2 presents the details of our watermark identification function I . The inputs are code snippet C , a set of pre-defined transformations \mathcal{T} and the hyper-parameters n, l, e used in the watermark embedding function. The output is Unwatermarked if no watermark is detected; otherwise, the output is a watermark ω ,

together with an estimated confidence on the correctness of the watermark P_ω . From lines 7 to 13, corresponding to our watermark embedding algorithm, it starts with initializing an empty set of applicable transformations T and then traverses \mathcal{T} to identify and sort the applicable transformations. From lines 14 to 20, it iterates through the first n applicable transformations to determine the existence of the watermark. If the code before and after transformation t is different, the algorithm returns Unwatermarked. Otherwise, it updates the code snippet with transformation t . Next, the algorithm starts to extract the specific watermark. At line 21, it initializes the encoded watermark ω_{en} with all zeros. From lines 22 to 27, it then traverses the remaining applicable transformations sequentially and updates the watermark bit with 1 if the code remains unchanged after applying the corresponding transformation. Lastly, it decodes the encoded watermark using BCH to retrieve the original one and returns it at lines 28 and 29.

In the following, we use the code snippet presented in Figure 1 as an example to illustrate how the identification algorithm works. Given a piece of Python code C that is embedded with a 2-bit watermark, 01, the corresponding encoded watermark is 0101 (refer to Table 1), i.e., four applicable transformations ($l = 4$) are utilized to embedding the watermark. When identifying the watermark, we begin by utilizing the first applicable transformation ($n = 1$) to determine whether the code has been watermarked. Given that the code remains unchanged after applying the rule, we deduce that the code indeed contains watermarks. Subsequently, we extract specific watermarks using the remaining four transformations. We observe that the code remains unchanged only after applying rules (3) and (5). Consequently, we successfully extract the encoded watermark, 0101. If the code blocks of ‘if’ and ‘else’ are swapped in the original code (rule (4)), the extracted encoded watermark is 0111, however it will be corrected to 0101 according to Table 1. The original watermark 01 is obtained by BCH decoding.

3.3 Transformations

The transformation is a key component of ACW. As discussed above, transformations must satisfy multiple requirements. In the following, we present a summary of the transformations supported by ACW as well as explain why they satisfy the requirements. Note that these transformations can be easily extended.

Our transformations can be categorized into three groups, including refactoring, reordering, and formatting transformations. We remark that while many of the transformations are inspired by existing compiler or code optimizer [33, 34], some of our transformations are designed with a certain ‘random’ factor such that it is challenging for an adversary to infer what transformations are supported by ACW and how the transformations work. Note that all of the transformation rules are designed to be semantic-preserving.

Table 2 shows three sample sets of transformations supported in ACW. Note that ACW currently supports 47 transformations. Due to space limits, only some of them are shown, the remaining transformations are presented online (as in Section 7) and some are kept secret for security reasons. Furthermore, our experience is that it is often straightforward to design more transformations due to the rich (sometimes redundant) language features provided by modern programming languages.

Table 2: Examples of refactoring (R), reordering (D), and formatting (F) transformations.

Number	Rule Description	Original Code Example	Transformed Code Example
R1	Removing unnecessary else.	<pre>def f(a=None): if a is None: return 1 else: # some code here</pre>	<pre>def f(a=None): if a is None: return 1 # some code here</pre>
R2	Converting for loops into list comprehensions.	<pre>cubes = [] for i in range(20): cubes.append(i**3)</pre>	<pre>cubes = [i**3 for i in range(20)]</pre>
R3	Computing the hash value of a certain class that contains more than one parameter. If the value is an odd number, augmenting an unexecuted constructor, otherwise, remaining unchanged.	<pre>class A: def __init__(self, x, y, z): # Given Hash ("A") mod 2 = 1</pre>	<pre>class A: def __init__(self, x, y, z): def __init__(self, x): #New Constructor</pre>
D1	Comparing the hash values of two operands involved in a '+' operation, and reordering them or remaining unchanged, ensuring operands with larger values always come before smaller ones.	<pre>for i in range(3, n + 1): a, b = b, a + b return b # Given Hash ("a") < Hash ("b")</pre>	<pre>for i in range(3, n + 1): a, b = b, b + a return b</pre>
D2	Comparing the hash values of two operands involved in '>=' or '<=' operators, and reordering them or remaining unchanged, ensuring operands with larger values always come before smaller ones.	<pre>if n <= left and n <= right: return True # Given Hash ("n") > Hash ("left") # Given Hash ("n") < Hash ("right")</pre>	<pre>if n <= left and right >= n: return True</pre>
D3	Comparing the hash values of two code blocks involved in an if-else assignment, and reordering them or remaining unchanged, ensuring operands with large values always come before smaller ones.	<pre>if condition: x = 1 else: x = 2 # Given Hash ("x = 1") < Hash ("x = 2")</pre>	<pre>if not condition: x = 2 else: x = 1</pre>
F1	Fixing excessive indentations.	<pre>def function(): print("Hello,") print("world!")</pre>	<pre>def function(): print("Hello,") print("world!")</pre>
F2	Fixing missing whitespaces around operators or keywords.	<pre>def calculate(a, b, c, d): result=a+b-c*d return result</pre>	<pre>def calculate(a, b, c, d): result = a + b - c * d return result</pre>
F3	Fixing over-repeated comment signs.	<pre>##### Hello, World!</pre>	<pre># Hello, World!</pre>

Refactoring transformations. As in Table 2, our refactoring transformations are mostly designed based on the fact that there are often different programming syntaxes for expressing the same semantics. For example, rule R2 transforms a for loop into a list expression which has the same semantics. Besides such intuitive transformations, this group also encompasses more sophisticated transformations such as rule R3 in the table, which relies on language features such as function overloading. That is, given a class whose constructor has multiple parameters, we overload the class's constructor and introduce an additional constructor sometimes. Note that it only happens if the hash value of the class name is odd.

Reordering transformations. As in Table 2, our reordering transformations are designed based on the fact that many operators have commutativity and associativity, i.e., their operands can be reordered without changing the semantics. Specifically, given an expression constituted by an operator and multiple operands, a reordering transformation computes the hash value of the operands (using a secret hashing function), and decides whether to reorder the operands accordingly. That is, we make sure that the operand with the larger hash value will always precede the operand with the smaller hash value. For example, consider rule D2 in the table, the comparison expression `n <= right` remains unchanged if the hash value of `n` is larger than or equal to that of `right`; otherwise, it is transformed into `right >= n`. It is straightforward to see how such a transformation can be extended to other binary operators (such as many arithmetic operators, e.g., addition, multiplication,

conjunction and disjunction) or ternary operators (such as conditional expressions, although the transformation is slightly more complicated as we must negate the condition if the order is to be changed, as rule D3 in Table 2).

Formatting transformations. As in Table 2, our formatting transformations are motivated by the fact that human-written codes may contain formatting errors, and such phenomena also exist in AI-generated ones. Specifically, we align AI-generated codes with the acknowledged PEP 8 standards [9]. These transformations are self-explanatory. Through rectifying the potential formatting flaws, the produced standardized codes adhere to consistent 'standardized' coding patterns that constitute discriminating watermarks.

Requirements on the transformations. As discussed in Section 2.2, the design of our method requires that each of the transformations satisfy three requirements. First, we should be able to efficiently and statically determine whether a transformation is applicable or not. This is true since we have implemented a method for checking whether a transformation is applicable based on the code syntax only (i.e., by checking whether certain syntactic patterns exist in the code). Second, the applicability of each transformation remains unchanged after the transformation. This is achieved by preserving the syntactic pattern after the transformation, and should be evident by examining each transformation one by one. For instance, for all the reordering transformations, the operator remains after the transformation and thus the applicability of the transformation remains unchanged as well. Third, we require that

the transformations are idempotent, which can be shown by examining the design of each transformation one by one. In addition, these transformations are designed such that they preserve the semantics and resilience of the code, which is important for the utility of LLMs. Lastly, it should be apparent that extending our library of transformations with new ones is relatively easy.

4 EXPERIMENT

ACW has been implemented as a self-contained tool for watermarking AI-generated Python codes (although it can be readily extended to support other languages). We have implemented 47 transformation rules in total, some of which are adopted from existing code optimization libraries such as *Sourcery* [34] and *Autopep8* [33]. To examine whether a certain transformation is applicable, we analyze the code syntax statically and efficiently based on abstract syntax trees (AST) [42]. Moreover, those transformations containing randomness are implemented using the stable SHA-256 [3] hash algorithm (that is assumed to be unknown to the adversary).

4.1 Experiment Setup

In the following, we conduct multiple experiments by answering the following research questions (RQs) to evaluate whether **ACW** addresses the research problem that we present in Section 2.2.

- **RQ1 (Discriminability):** Is **ACW** effective in distinguishing AI-generated codes from human-written ones?
- **RQ2 (Utility):** Does **ACW** preserve the utility of the AI-generated codes?
- **RQ3 (Resilience):** How resilient is **ACW** with regards to common code modifications?
- **RQ4 (Correctness):** Is **ACW** able to extract the embedded watermarks correctly?

Through RQ1, we aim to evaluate the discriminability of **ACW** in terms of three metrics, i.e., Accuracy (ACC), True Positive Rate (TPR) and False Positive Rate (FPR). We collect a repository of codes which contains both AI-generated and human-written codes, and systematically apply the watermark embedding function in **ACW** to each AI-generated code snippet. Afterwards, we apply **ACW** to systematically check whether a given code snippet is AI-generated (a.k.a. positive) or human-written (a.k.a. negative). In particular, (1) ACC measures the overall performance of **ACW** in AI-generated code detection. (2) TPR measures its performance in identifying the existence of watermarks, i.e., $TPR = TP / (TP + FN)$, where TP refers to the correctly-identified AI-generated codes and $TP + FN$ refers to the total AI-generated codes. (3) FPR measures its false alarms, i.e., $FPR = FP / (FP + TN)$, where FP refers to the incorrectly-identified human-written codes and $FP + TN$ refers to the total human-written codes.

Through RQ2, we aim to evaluate the impact of **ACW** on code utility. Note that by design, all of the transformations are semantic-preserving and thus the code utility should be perfectly preserved. In practice, however, there might be additional expectations on the code (such as execution time) and there could be potential bugs in the implementation of the transformations. Thus we additionally test the code using a set of test cases and compare the passing rate of the AI-generated codes before and after watermarking. The pass rate refers to the proportion of test cases that complete without

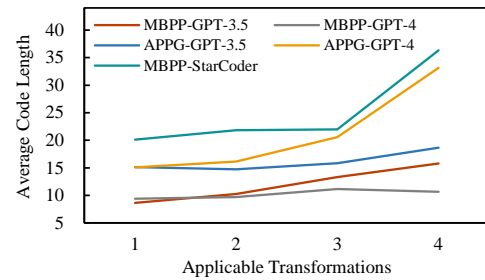


Figure 2: Statistics on the length of codes against applicable transformations.

any failure, among the total. Note that the test cases are provided by our adopted code datasets (see below for details).

Through RQ3, we aim to evaluate the resilience of **ACW** with regards to two potential adversaries, i.e., one who conducts code modifications with the aim of (1) distorting watermark codes or (2) distorting human-written codes (to pretend as watermarked ones, resulting in potential false alarms). Since we assume that the adversary does not have the full knowledge of the transformations (including the secret hashing function), and assume that the adversary relies on applying existing code optimization tools (such as *Sourcery* [34] and *YAPF* [35]) in order to tamper the watermark. Note that *Sourcery* supports a rich set of code optimization techniques, some of which overlap with the transformations in **ACW** (which makes the attack a grey-box one since the adversary has partial knowledge of our watermarking method). We evaluate the resilience of **ACW** in terms of the ACC, TPR and FPR based on the tampered codes.

Through RQ4, we aim to evaluate the correctness of **ACW** in extracting our embedded watermarks measured using Bit Accuracy (BitACC). Given a set of watermarked codes, BitACC refers to the proportion of the codes whose encoded watermarks are correctly extracted, among the total. In our experiment, we consider the watermark in a certain code snippet to be correctly extracted, only if the extracted watermark matches the original watermark exactly. Furthermore, we present the BitACC on our watermarked codes as well as the corrected results using an error-correction code (see Section 3.2 for details).

Dataset. We generate an extensive set of Python codes based on the state-of-the-art LLMs, i.e., GPT-3.5, GPT-4 and StarCoder [20]. We further adopt MBPP [4] and APPS [13] prompt datasets since they are widely adopted by many code-related studies [19, 23]. Firstly, we perform a simple scan to filter those code snippets that are incomplete and overly short (i.e., with less than five lines). Note that we assume these very short code snippets may not be interesting from a copyright or security point of view. Next, we systematically apply **ACW** to watermark these LLM-generated code snippets. For each dataset, we further introduce a set of human-written ones (of the same quantity), which are collected from the corresponding benchmark data in MBPP and APPS. In the end, we have constructed 5 datasets, namely MBPP-GPT-3.5, MBPP-GPT-4, MBPP-StarCoder, APPS-GPT-3.5 and APPS-GPT-4, which respectively contain 357, 470, 538, 3510 and 3039 LLM-generated codes, the corresponding watermarked codes, as well as human-written codes.

Based on these datasets, we conduct statistics on the length of codes against their applicable transformations, and summarize in Figure 2. In the line chart, the abscissa axis shows the number of the transformations applicable to given codes, and the vertical axis shows the average length of the codes applicable by corresponding transformations, e.g., the average length of codes in MBPP-GPT-3.5 applicable by one transformation is 8.66. Note that the quantity of codes matched with over 4 (the largest is 8) transformations is small (in total of 20 among five datasets), and they will therefore not be presented for the consideration on randomness. Although we have pre-filtered those overly-short codes with less than five lines, the remaining ones are still relatively short due to the objective conditions of these prompt datasets, limiting the number of the applicable transformations in T . Such conditions are still suitable for our experiments since we are interested in determining whether a piece of code is watermarked or not even using only one transformation, and limited code length conversely enhances the challenge of watermark embedding and identification.

Additionally, as shown in Figure 2, we observe that the line graph shows upward trends, i.e., the average length numbers increase steadily. The results indicate that the length of codes and the number of applicable transformations are positively related. We foresee that with the rapid development of LLM technology, the length of the LLM-generated codes will increase gradually as well, which would make applying **ACW** easier.

Baseline Methods. We apply and re-implement the state-of-the-art LLM watermarking methods, WLLM [16] and SWEET [19], as our baselines. WLLM is a pioneering method for LLM-generated text detection, and SWEET is currently the only method that detects LLM-generated codes based on watermarking (see Section 2.3 for details). In this work, we do not conduct any re-training or fine-tuning on LLMs and utilize the models released by [19] (which are implemented using MBPP-StarCoder) for evaluation.

All experiments are conducted on a server with an AMD EPYC 7742 64-Core CPU, 240GB memory, and three NVIDIA RTX 3090.

4.2 RQ1: Discriminability

In this experiment, we aim to answer: *Is ACW effective in distinguishing AI-generated codes from human-written ones?*

Table 3 presents the evaluation results of **ACW** and other baseline methods. In the table, the datasets consist of merged watermarked and human-written codes. To be specific, we evaluate the effectiveness of **ACW** by setting $n = 1$ and $n = |T|$ respectively, i.e., only one or all the applicable transformations are utilized to evaluate whether a certain code is watermarked or not. In the baseline methods, WLLM and SWEET assign an entropy threshold to control the dividing of green and red tokens (for watermarking), and we have comprehensively evaluated their performance by setting the threshold from 0 to 4 (where the interval is 0.1), which is a wider range comprising their original settings. In this case, we obtain 41 groups of ACC, TPR, FPR results for each of WLLM and SWEET, and present three of them which are with (1) best accuracy (2) best TPR and (3) FPR is below and closest to 5%, in the table in turn.

We start with analyzing the results of **ACW** in Table 3. First, under $n = |T|$, the performance of **ACW** is outstanding. To be specific, on all datasets, the ACC results are over 96%, the TPR

Table 3: Evaluation Results on Discriminability

Method	Dataset	ACC (%)	TPR (%)	FPR (%)	Setting
ACW ($n = 1$)	MBPP-GPT-3.5	90.48	90.48	9.52	—
	MBPP-GPT-4	93.52	96.30	9.26	—
	AAPP-GPT-3.5	97.83	96.81	1.15	—
	AAPP-GPT-4	98.70	98.70	1.30	—
	MBPP-StarCoder	93.49	97.10	9.74	—
ACW ($n = T$)	MBPP-GPT-3.5	97.20	94.40	0	—
	MBPP-GPT-4	99.15	98.30	0	—
	AAPP-GPT-3.5	96.95	95.57	1.77	—
	AAPP-GPT-4	98.32	98.03	1.38	—
	MBPP-StarCoder	98.61	97.21	0	—
WLLM	MBPP-StarCoder	61.10	49.00	26.80	Best ACC
		60.50	53.60	32.60	Best TPR
		50.80	6.00	4.40	FPR is closest to 5%
SWEET	MBPP-StarCoder	57.00	49.80	35.80	Best ACC
		57.00	49.80	35.80	Best TPR
		51.90	8.00	4.20	FPR is closest to 5%

results are over 94%, and the FPR results are below 2%. For example, on MBPP-GPT-4, **ACW** achieves ACC of 99.15%, TPR of 98.30% and FPR of 0%. Such results demonstrate the discriminability of **ACW** in distinguishing generated codes from the merged sets (in terms of ACC), identifying our embedded watermarks (in terms of TPR), as well as avoiding false alarms (in terms of FPR). Second, under $n = |1|$ the performance of **ACW** is basically satisfactory. On all datasets, the ACC and TPR results are over 90%, and the FPR results are below 10%. Although the results under $n = 1$ are suboptimal than the ones under $n = |T|$, such results further demonstrate the discriminability of **ACW** since it achieves passable results under an extreme condition, i.e., it only applies one transformation to the LLM-generated codes.

We then analyze the results of the baseline methods in Table 3. First, WLLM achieves unsatisfactory ACC, TPR and FPR results in all settings. For example, the best ACC is merely 61.10%, under this case, the TPR is 49.00% which can be deemed as a random-guess result, and the FPR is 26.80% indicating severe false alarms. In another case, under an acceptable FPR of 4.40%, the ACC is merely 50.80% and the TPR is 6.00%, indicating their watermark identification algorithm is almost malfunctioning. Second, compared to WLLM, SWEET also achieves unsatisfactory ACC, TPR and FPR results in all settings. For example, under both cases of best ACC or best TPR, the ACC is 57.00% and the TPR is 49.80%, which can be deemed as random-guess results, and the FPR is 35.80% indicating severe false alarms. Analogously, under an acceptable FPR of 4.2%, SWEET reports unsatisfactory ACC and TPR results (51.90% and 8.00%), which demonstrate the lack of watermark identification ability. By contrast, on MBPP-StarCoder, **ACW** achieves promising ACC of 98.61%, TPR of 97.21% and FPR of 0 under $n = |T|$, and ACC of 93.49%, TPR of 97.10% and FPR of 9.74% under $n = |1|$, which are significantly superior results than both baselines, even if **ACW** applies only one transformation.

Note that our achieved results on the baselines match the results reported in the original literature of SWEET [19] on MBPP-StarCoder. To further analyze their performance, first, recall that WLLM presents promising performance on text contents [16], but our results demonstrate it is incapable of dealing with AI-generated codes. Second, SWEET attempts to adapt WLLM to a generated code

Table 4: Evaluation Results on Utility

Method	Dataset	Pass Rate (%)		Degradation (%)
		Generated	Watermarked	
ACW	MBPP-GPT-3.5	65.83	63.59	2.24
	MBPP-GPT-4	71.91	71.70	0.21
	APPS-GPT-3.5	51.28	49.91	1.37
	APPS-GPT-4	59.40	57.88	1.52
	MBPP-StarCoder	33.64	33.39	0.25
WLLM	MBPP-StarCoder	33.64	31.97	1.67
SWEET	MBPP-StarCoder	33.64	31.97	1.67

detection task, through promoting green tokens at high-entropy positions of the token distribution. However, compared with text contents, there is only limited encoding space for the tokens to be grouped into red or green, making SWEET challenging to evolve discriminating watermarks and thus presenting poor performance.

We conclude that ACW is effective in distinguishing AI-generated codes from human-written ones, and is superior to existing methods.

4.3 RQ2: Utility

In this experiment, we aim to answer: *Does ACW preserve the utility of the AI-generated codes?*

Table 4 presents the evaluation results of **ACW** and other baseline methods. In the table, the datasets are grouped into original-generated and watermarked ones, and the Degradation is the difference in terms of the pass rate for each group. Note that the pass rate of the original-generated codes is not 100% due to the limited capability of these LLMs.

As shown by the results in Table 4, **ACW** preserves the utility of these generated codes successfully. To be specific, **ACW** achieves satisfactory Degradation results below 3% on all datasets, e.g., 0.21% on MBPP-GPT-4, indicating **ACW** has scarcely any impacts on the generated codes. Moreover, compared with WLLM and SWEET, the degradation result of **ACW** is 0.25% (on MBPP-StarCoder) which is superior to both baselines (1.67%). Note that the minor degradation does not affect our conclusions, and they are due to potential bugs caused by the transformations, e.g., the side effects of certainly conditional expression.

We conclude that ACW preserves the utility of the AI-generated codes successfully, and is superior to existing methods.

4.4 RQ3: Resilience

In this experiment, we aim to answer: *How resilient is ACW with regards to common code modifications?*

Table 5 presents our evaluation results. In the table, the datasets consist of merged watermarked and human-written codes, and the results are evaluated under $n = |T|$, i.e., all applicable transformations of **ACW** are utilized for watermarking. Recall our experiment settings designed in Section 4.1, we apply existing code modification tools to tamper the watermarked codes (to implement distortion attacks) and human-written codes (to implement forgery attacks) respectively. Specifically, we apply a comprehensive set of transformations in *YAPF* [35] (over 200 default rules) and *Sourcery* [34] (160 default rules) to conduct code modifications.

Table 5: Evaluation Results on Resilience

Attack	Dataset	ACC (%)	TPR (%)	FPR (%)
Distortion Attack (<i>YAPF</i>)	MBPP-GPT-3.5	97.20	94.40	0
	MBPP-GPT-4	99.15	98.30	0
	APPS-GPT-3.5	96.95	95.67	1.77
	APPS-GPT-4	98.32	98.03	1.38
	MBPP-StarCoder	98.61	97.21	0
Distortion Attack (<i>Sourcery</i>)	MBPP-GPT-3.5	99.16	98.32	0
	MBPP-GPT-4	99.79	99.57	0
	APPS-GPT-3.5	97.66	97.09	1.77
	APPS-GPT-4	98.21	97.80	1.38
	MBPP-StarCoder	99.16	98.33	0
Forgery Attack (<i>YAPF</i>)	MBPP-GPT-3.5	97.20	94.40	0
	MBPP-GPT-4	99.15	98.30	0
	APPS-GPT-3.5	96.95	95.67	1.77
	APPS-GPT-4	98.32	98.03	1.38
	MBPP-StarCoder	98.61	97.21	0
Forgery Attack (<i>Sourcery</i>)	MBPP-GPT-3.5	96.92	94.40	0.56
	MBPP-GPT-4	98.94	98.30	0.43
	APPS-GPT-3.5	96.78	95.67	2.11
	APPS-GPT-4	98.26	98.03	1.51
	MBPP-StarCoder	98.42	97.21	0.37

We start with analyzing the results under distortion attacks in Table 5. First, under the black-box attack using *YAPF*, **ACW** achieves satisfactory results, which are exactly the same as the attack-free ones in Table 3, e.g., the ACC, TPR and FPR are respectively 97.20%, 94.40% and 0 on MBPP-GPT-3.5. Second, under the gray-box attack using *Sourcery*, **ACW** also presents promising performance, e.g., the ACC, TPR and FPR are respectively 99.79%, 99.57% and 0 on MBPP-GPT-4. Recall that the distortion attacks are implemented by distorting our watermarked codes, and such results demonstrate our watermark will not be modified by either black-box or gray-box attacks. These results are expected since such distortions will not affect the discriminability between the watermarked and human-written codes.

We then analyze the results under forgery attacks in Table 5. First, under the black-box attack using *YAPF*, **ACW** achieves satisfactory results, which are still the same as the attack-free ones in Table 3, e.g., the ACC, TPR and FPR are respectively 97.20%, 94.40% and 0 on MBPP-GPT-3.5. Second, under the gray-box attack using *Sourcery*, **ACW** also presents promising performance, where the TPR results are the same as the attack-free ones in Table 3, and the ACC and FPR results are slightly weakened by the attack, e.g., the ACC, TPR and FPR are respectively 96.92%, 94.40% and 0.56% on MBPP-GPT-3.5. Despite this, the performance of **ACW** is still satisfactory since all the ACC results are over 96% and all the FPR results are below 3%. Recall that the forgery attacks are implemented by distorting human-written codes, and such results demonstrate our identification algorithm will not be deceived by either black-box or gray-box attackers. Especially, under the grab-box *Sourcery*, our remainder rules are redundant to ensure the discriminability between the watermarked and human-written codes.

We conclude that ACW is resilient with regards to common code modifications, whether the watermarked or human-written codes are attacked.

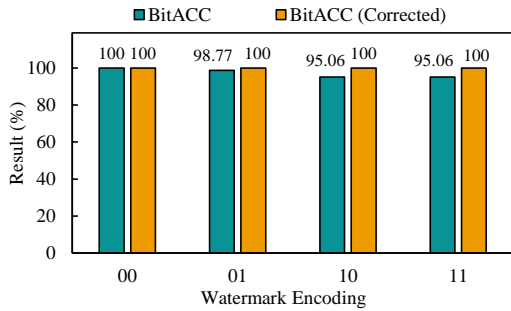


Figure 3: Evaluation results on the correctness of the extracted watermark.

4.5 RQ4: Correctness

In this experiment, we aim to answer: *Is ACW able to extract the embedded watermarks correctly?*

Figure 3 presents our evaluation results. In the histogram, the columns present the BitACC on extracting the bits of certain encoding (as shown in the abscissa axis), as well as on the bits corrected by BCH code. Since the available data decreases as more applicable transformations are required (see our analysis in Section 4.1), we merge the total LLM-generated codes in the above five datasets for this experiment, avoiding any potential randomness caused by the quantity of data. Note that in general, the lowest configuration for BCH code is (7, 4, 1). However, in our task, the watermark is only incorrectly extracted when a transformation is naturally applied, i.e., 0 is extracted as 1, allowing us to employ a simplified version of BCH code, (4, 2, 1), in our experiment (refer to Table 1). Specifically, we encode a 2-bit watermark into a 4-bit one by BCH code, and then we embed it using the first four transformations for each code snippet. This allows for 1-bit error tolerance in extracting watermark, ensuring that one transformation can be naturally applied.

As the results in Figure 3, **ACW** is satisfactory. Firstly, without correction, on extracting the watermarks with all encoding, the BitACC results are over 95% (e.g., 98.77% on 01). Further, using error-correction code, all the BitACC results are 100%, indicating the total extraction errors are corrected based on BCH. Such results demonstrate that **ACW** is excellent in extracting the embedded watermark correctly. We remark that **ACW** is able to identify whether a given code snippet is watermarked or not (i.e., the task of AI-generated code detection), even under the condition of extreme settings, i.e., only if one of our designed transformations is applicable. In this experiment, to correctly extract reliable watermarks in a code snippet, at least four transformations are required to be applicable (two for encoding and the rest two for error correction), and these results can demonstrate **ACW** is able to tell which AI is the author of those general codes.

Additionally, recall that the watermark can be only incorrectly extracted when a transformation is naturally applied. Based on the results, the probability of naturally applying a transformation is low (averagely 2.78% on extracting the four types of bits), and furthermore, such errors could be corrected by our error-correction code, which further demonstrates the reliability of **ACW**.

*We conclude that **ACW** is able to extract the embedded watermarks correctly and reliably.*

5 RELATED WORK

This work is closely related to text and code watermarking.

Text Watermarking. A majority of text watermarking algorithms have been centered around the modification of the original text using transformer-based networks. Abdelnabi *et al.* [1] introduce an Adversarial Watermarking Transformer (AWT), comprising a transformer encoder-decoder model to decode messages and distinguish between input and modified texts. Kaptchuk *et al.* [15] develop a framework that is based on traditional public key cryptography steganography and utilizes a generative model to embed and decode concealed text bits. As the prevalence of large language models increases, there is a growing interest in embedding watermarks into the text they generate. Kirchenbauer *et al.* [16] propose a pioneer LLM watermarking framework (WLLM) that begins by applying a hash function to the previously generated token. The resulting hash value serves as a seed for randomly categorizing candidate tokens into red and green two groups. By restricting sampling tokens from the green group, it facilitates the use of an information-theoretic framework to analyze the sensitivity of the watermark. Later, Qu *et al.* [32] extend it into multi-bit watermarking and improve the robustness by error correction code.

Code Watermarking. Code watermarking ensures code traceability by embedding a distinct identifier into the source code or execution state [12], which not only safeguards intellectual property but also forces owners to improve code quality. Shirali-Shahreza *et al.* [37] introduce a software watermarking scheme based on the reordering of operations in symmetric mathematical equations. Li *et al.* [21] present a watermarking algorithm that leverages GNNs to replace variable names based on their contextual information, resulting in code transformation for watermark embedding. Sun *et al.* [38] introduce a method for embedding four transformations, i.e., Syntactic Sugar, Default Parameter, Keyword Parameter, and Equivalent APIs, as watermarks into code datasets. It enables the tracking of their utilization during the training of LLMs. Li *et al.* [22] propose a watermarking method to protect LCG APIs from remote imitation attacks, encompassing six code mutation strategies, e.g., built-in structure replacements for watermarking. Different from these tasks, our work focuses on examining the authenticity or the origin of LLM-generated codes based on code watermarking. In line with our goals, Lee *et al.* [19] enhance WLLM [16] and propose a code-compatible watermarking scheme, named SWEET, which selectively applies watermarks to tokens with sufficiently high entropy surpassing a predefined threshold. Based on our experiment results, SWEET shows limited effectiveness, and furthermore, the in-processing schemes make it lack efficiency.

6 CONCLUSION

In this work, we present **ACW**, a novel method for watermarking AI-generated codes. In the embedding stage, **ACW** watermarks codes through a series of carefully-designed code transformations. In the identification stage, **ACW** examines the authenticity and the origin of the code. **ACW** is systematically evaluated using multiple LLMs and code prompt datasets. Experiment results show that **ACW** is effective as well as resilient in watermarking LLM-generated codes, preserving their utility, and is able to extract the

watermark correctly. Compared with existing methods, **ACW** is efficient and reports superior performance.

In the future, it is interesting to explore how to ensure the resilience of **ACW** under an adversary with full knowledge of our watermarking methods, which remains an open question in LLM text/code watermarking.

7 DATA AVAILABILITY.

We release our codes, data and an online appendix in an anonymous Github repository at <https://github.com/boutiquelee/ACW>.

REFERENCES

- [1] Sahar Abdelnabi and Mario Fritz. 2021. Adversarial watermarking transformer: Towards tracing text provenance with data hiding. In *2021 IEEE Symposium on Security and Privacy (SP)*. IEEE, 121–140.
- [2] Miltiadis Allamanis, Earl T Barr, Premkumar Devanbu, and Charles Sutton. 2018. A survey of machine learning for big code and naturalness. *ACM Computing Surveys (CSUR)* 51, 4 (2018), 1–37.
- [3] Andrew W Appel. 2015. Verification of a cryptographic primitive: SHA-256. *ACM Transactions on Programming Languages and Systems (TOPLAS)* 37, 2 (2015), 1–31.
- [4] Jacob Austin, Augustus Odena, Maxwell Nye, Maarten Bosma, Henryk Michalewski, David Dohan, Ellen Jiang, Carrie Cai, Michael Terry, Quoc Le, et al. 2021. Program synthesis with large language models. *arXiv preprint arXiv:2108.07732* (2021).
- [5] Raj Chandra Bose and Dwijendra K Chaudhuri. 1960. On a class of error correcting binary group codes. *Information and control* 3, 1 (1960), 68–79.
- [6] Miranda Christ, Sam Gunn, and Or Zamir. 2023. Undetectable Watermarks for Language Models. *IACR Cryptology ePrint Archive* (2023).
- [7] ROT13 Cipher. Accessed on December 2023. <https://www.geeksforgeeks.org/rot13-cipher>.
- [8] Riccardo Corvi, Davide Cozzolino, Giada Zingarini, Giovanni Poggi, Koki Nagano, and Luisa Verdoliva. 2023. On the detection of synthetic images generated by diffusion models. In *ICASSP 2023-2023 IEEE International Conference on Acoustics, Speech and Signal Processing (ICASSP)*. IEEE, 1–5.
- [9] PEP 8 Style Guide for Python Code. Accessed on December 2023. <https://peps.python.org/pep-0008>.
- [10] Cristina Garbacea and Qiaozhu Mei. 2020. Neural language generation: Formulation, methods, and evaluation. *arXiv preprint arXiv:2007.15780* (2020).
- [11] Biyang Guo, Xin Zhang, Ziyuan Wang, Minqi Jiang, Jinran Nie, Yuxuan Ding, Jianwei Yue, and Yupeng Wu. 2023. How close is chatgpt to human experts? comparison corpus, evaluation, and detection. *arXiv preprint arXiv:2301.07597* (2023).
- [12] James Hamilton and Sebastian Danicic. 2011. A survey of static software watermarking. In *2011 World Congress on Internet Security (WorldCIS-2011)*. IEEE, 100–107.
- [13] Dan Hendrycks, Steven Basart, Saurav Kadavath, Mantas Mazeika, Akul Arora, Ethan Guo, Collin Burns, Samir Puranik, Horace He, Dawn Song, et al. 2021. Measuring coding challenge competence with apps. In *Proceedings of the Neural Information Processing Systems Track on Datasets and Benchmarks 1, NeurIPS Datasets and Benchmarks 2021, virtual*.
- [14] C George Jr Clark and J Bibb Cain. 2013. *Error-correction coding for digital communications*. Springer Science & Business Media.
- [15] Gabriel Kaptchuk, Tushar M Jois, Matthew Green, and Aviel D Rubin. 2021. Meteor: Cryptographically secure steganography for realistic distributions. In *Proceedings of the 2021 ACM SIGSAC Conference on Computer and Communications Security*. 1529–1548.
- [16] John Kirchenbauer, Jonas Geiping, Yuxin Wen, Jonathan Katz, Ian Miers, and Tom Goldstein. 2023. A watermark for large language models. In *International Conference on Machine Learning, ICML 2023, Honolulu, Hawaii, USA (Proceedings of Machine Learning Research)*, Vol. 202. PMLR, 17061–17084.
- [17] Asher Langton. Accessed on December 2023. Using ChatGPT to Generate Native Code Malware. <https://blogs.juniper.net/en-us/threat-research/using-chatgpt-to-generate-native-code-malware>.
- [18] Triet HM Le, Hao Chen, and Muhammad Ali Babar. 2020. Deep learning for source code modeling and generation: Models, applications, and challenges. *ACM Computing Surveys (CSUR)* 53, 3 (2020), 1–38.
- [19] Taehyun Lee, Seokhee Hong, Jaewoo Ahn, Ilgee Hong, Hwaran Lee, Sangdoon Yun, Jamin Shin, and Gunhee Kim. 2023. Who Wrote this Code? Watermarking for Code Generation. *arXiv preprint arXiv:2305.15060* (2023).
- [20] Raymond Li, Loubna Ben Allal, Yangtian Zi, Niklas Muennighoff, Denis Kocetkov, Chenghao Mou, Marc Marone, Christopher Akiki, Jia Li, Jenny Chim, et al. 2023. StarCoder: may the source be with you! *arXiv preprint arXiv:2305.06161* (2023).
- [21] Wei Li, Borui Yang, Yujie Sun, Suyu Chen, Ziyun Song, Liyao Xiang, Xinbing Wang, and Chenghu Zhou. 2023. Towards Tracing Code Provenance with Code Watermarking. *arXiv preprint arXiv:2305.12461* (2023).
- [22] Zongjie Li, Chaozheng Wang, Shuai Wang, and Cuiyun Gao. 2023. Protecting intellectual property of large language model-based code generation apis via watermarks. In *Proceedings of the 2023 ACM SIGSAC Conference on Computer and Communications Security*. 2336–2350.
- [23] Percy Liang, Rishi Bommasani, Tony Lee, Dimitris Tsipras, Dilara Soylu, Michihiro Yasunaga, Yian Zhang, Deepak Narayanan, Yuhuai Wu, Ananya Kumar, et al. 2022. Holistic evaluation of language models. *arXiv preprint arXiv:2211.09110* (2022).
- [24] Shu Lin and Juane Li. 2021. *Fundamentals of Classical and Modern Error-Correcting Codes*. Cambridge University Press.
- [25] Xiang Lin, Jian-Hua Li, Shi-Lin Wang, Feng Cheng, Xiao-Sa Huang, et al. 2018. Recent advances in passive digital image security forensics: A brief review. *Engineering* 4, 1 (2018), 29–39.
- [26] Yiheng Liu, Tianle Han, Siyuan Ma, Jiayue Zhang, Yuanyuan Yang, Jiaming Tian, Hao He, Antong Li, Mengshen He, Zhengliang Liu, et al. 2023. Summary of chatgpt-related research and perspective towards the future of large language models. *Meta-Radiology* (2023), 100017.
- [27] Gokul G. Meno. Accessed on December 2023. StarCoder The Top Coding Assistant and Steps to Deploy It on E2E Cloud. <https://www.e2enetworks.com/blog/starcoder-the-top-coding-assistant-and-steps-to-deploy-it-on-e2e-cloud>.
- [28] Yisroel Mirsky, Ambra Demontis, Jaidip Kotak, Ram Shankar, Deng Gelei, Liu Yang, Xiangyu Zhang, Maura Pintor, Wenke Lee, Yuval Elovici, et al. 2023. The threat of offensive ai to organizations. *Computers & Security* 124 (2023), 103006.
- [29] Eric Mitchell, Yoonho Lee, Alexander Khzatsky, Christopher D Manning, and Chelsea Finn. 2023. Detectgpt: Zero-shot machine-generated text detection using probability curvature. In *International Conference on Machine Learning, ICML 2023, Honolulu, Hawaii, USA (Proceedings of Machine Learning Research)*, Vol. 202. PMLR, 24950–24962.
- [30] OpenAI. 2023. GPT-4 Technical Report. *arXiv preprint arXiv:2303.08774* (2023).
- [31] Hammond Pearce, Baleegh Ahmad, Benjamin Tan, Brendan Dolan-Gavitt, and Ramesh Karri. 2022. Asleep at the keyboard? assessing the security of github copilot’s code contributions. In *2022 IEEE Symposium on Security and Privacy (SP)*. IEEE, 754–768.
- [32] Wenjie Qu, Dong Yin, Zixin He, Wei Zou, Tianyang Tao, Jinyuan Jia, and Jiaheng Zhang. 2024. Provably Robust Multi-bit Watermarking for AI-generated Text via Error Correction Code. *CoRR abs/2401.16820* (2024). <https://doi.org/10.48550/arXiv.2401.16820>
- [33] Autopep8 Github Repository. Accessed on December 2023. <https://github.com/hhatto/autopep8>.
- [34] Sourcery Github Repository. Accessed on December 2023. <https://github.com/sourcery-ai/sourcery>.
- [35] YAPF Github Repository. Accessed on December 2023. <https://github.com/google/yapf>.
- [36] Gustavo Sandoval, Hammond Pearce, Teo Nys, Ramesh Karri, Siddharth Garg, and Brendan Dolan-Gavitt. 2023. Lost at c: A user study on the security implications of large language model code assistants. In *32nd USENIX Security Symposium, USENIX Security 2023, Anaheim, CA, USA*. USENIX Association, 2205–2222.
- [37] Mohammad Shirali-Shahreza and Sajad Shirali-Shahreza. 2008. Software watermarking by equation reordering. In *2008 3rd International Conference on Information and Communication Technologies: From Theory to Applications*. IEEE, 1–4.
- [38] Zhensu Sun, Xiaoning Du, Fu Song, and Li Li. 2023. CodeMark: Imperceptible Watermarking for Code Datasets against Neural Code Completion Models. In *Proceedings of the 31st ACM Joint European Software Engineering Conference and Symposium on the Foundations of Software Engineering*. 1561–1572.
- [39] Priyan Vaithilingam, Tianyi Zhang, and Elena L Glassman. 2022. Expectation vs. experience: Evaluating the usability of code generation tools powered by large language models. In *Chi conference on human factors in computing systems extended abstracts*. 1–7.
- [40] Jian Wang, Shangqing Liu, Xiaofei Xie, and Yi Li. 2023. Evaluating AIGC Detectors on Code Content. *arXiv preprint arXiv:2304.05193* (2023).
- [41] Yue Wang, Hung Le, Akhilesh Deepak Gotmare, Nghi DQ Bui, Junnan Li, and Steven CH Hoi. 2023. Codet5+: Open code large language models for code understanding and generation. In *Proceedings of the 2023 Conference on Empirical Methods in Natural Language Processing, EMNLP 2023, Singapore*. Association for Computational Linguistics, 1069–1088.
- [42] Abstract Syntax Trees Library Website. Accessed on December 2023. <https://docs.python.org/3/library/ast.html>.
- [43] GPTZero Official Website. Accessed on December 2023. <https://gptzero.me/>.
- [44] Wayne Xin Zhao, Kun Zhou, Junyi Li, Tianyi Tang, Xiaolei Wang, Yupeng Hou, Yingqian Min, Beichen Zhang, Junjie Zhang, Zican Dong, et al. 2023. A survey of large language models. *arXiv preprint arXiv:2303.18223* (2023).