
A Mathematical Proof of the Four-Color Conjecture (1): Transformation Step

Jin Xu

Received: date / Accepted: date

Abstract The four-color conjecture has puzzled mathematicians for over 170 years and has yet to be proven by purely mathematical methods. This series of articles provides a purely mathematical proof of the four-color conjecture, consisting of two parts: the transformation step and the decycle step. The transformation step uses two innovative tools, contracting and extending operations and unchanged bichromatic cycles, to transform the proof of the four-color conjecture into the decycle problem of 4-base modules. Moreover, the decycle step solves the decycle problem of 4-base modules using two other innovative tools: the color-connected potential and the pocket operations. This article presents the proof of the transformation step.

Keywords four-color conjecture · unchanged bichromatic-cycle maximal planar graphs · contracting and extending operation · 4-base module · decycle coloring · color connected-potential · pocket operation

1 Introduction

Maximal planar graphs (MPGs), a class of planar graphs with the maximum number of edges, play a crucial role in studying the four-color conjecture (FCC). Since the late 1970s, mathematicians have devoted a tremendous amount of effort to examining the characteristics of MPGs, including their structures, constructions, and colorings, in hopes of proving FCC. To learn more about these studies, please refer to [13, 6, 11, 10, 16, 12, 1, 2, 15, 17, 5]. However, proving FCC presents numerous challenges, leading to the proposal of new conjectures such as the uniquely four chromatic planar graphs conjecture [11, 10], which further enriches the field of maximal planar graph theory [5].

J. Xu

Key Laboratory of High Confidence Software Technologies (Peking University), Ministry of Education, China

School of Electronics Engineering and Computer Science, Peking University, Beijing 100871, China

1.1 Structure of MPGs

Euler's formula is a powerful tool for analyzing the structural features of planar graphs. It is commonly known that this formula has yielded many results related to the structure of planar graphs, the most important of which is the minimum degree $\delta(G)$ of every planar graph G is at most 5. Specifically, $3 \leq \delta(G) \leq 5$ when G is an MPG. There are several variations of Euler's formula, based on which many "discharging" approaches have been proposed to explore the unavoidability and reducibility of some configurations of MPGs [16]. Kempe claimed that the k -wheel configuration ($k = 3, 4, 5$) is reducible, and he used the Kempe change to prove FCC [13]. However, Heawood pointed out a hole in Kempe's proof for the 5-wheel [12]. This led to an interest in proving the reducibility of this type of configuration. The basic idea was to search exhaustively for unavoidable 5-wheel-based configurations and then attempt to prove that each is reducible. Unfortunately, the number of such configurations was vast, making it impossible to examine the reducibility of each manually. In 1969, Heesch [16] introduced the brilliant method of "discharging" at an academic conference, based on which suitable rules were designed to explore the unavoidable sets of configurations with the help of computer programs. This idea later inspired Haken and Appel, who spent seven years investigating the configurations in more detail. Eventually, in 1976, with the help of Koch and about 1200 hours of a fast mainframe computer, they gave a computer-based proof of FCC [1, 2]. They used 487 discharging rules and 1936 unavoidable configurations. Appel and Haken's work opened an avenue for logical reasoning using computers.

There have been concerns among scholars regarding the dependability of computer-assisted proofs for FCC. Even Haken and Appel made several revisions to their work before publishing their final version in 1976. They analyzed 1,936 reducible unavoidable configurations. In 1996, Robertson et al. [15] utilized a similar method to offer an improved proof of FCC. They were successful in decreasing the number of reducible configurations in the unavoidable set to 633. Despite these advances, mathematicians are still hopeful for a rigorous and concise mathematical proof for FCC, which has not been presented since 1852.

1.2 Construction of MPGs

To construct MPGs, in 1891, Eberhard [9] introduced the concept of a **pure chord-cycle**, i.e., a cycle in an MPG that contains no vertices in its interior. He proposed a generation system $\langle K_4 : \{\phi_1, \phi_2, \phi_3\} \rangle$ based on three operators ϕ_1, ϕ_2, ϕ_3 derived from pure chord-cycle (as shown in Figure 1), that can construct all MPGs from an initial graph K_4 (i.e., a complete graph of order 4).

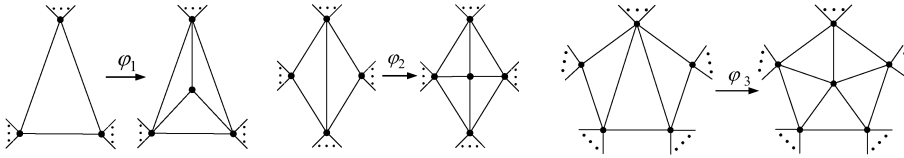


Fig. 1 The three operators proposed by Eberhard

In 1936, Wagner [18] proposed the technique of **edge-flipping** to achieve the transformation of two MPG with identical order. This involves a local deformation of an MPG G , wherein a diagonal edge ac in a diamond subgraph $abcd$ is replaced with the other edge bd , provided that bd is not an edge of G . Refer to Figure 2 for a visual representation.

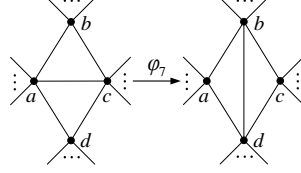


Fig. 2 Edge-flipping

In 1974, Barnette [3] and Butler [8] independently built a generation system $\langle Z_{20} : \{\phi_4, \phi_5, \phi_6\} \rangle$ (see Figure 3) which can generate all 5-connected MPG, where Z_{20} is the regular dodecahedron.

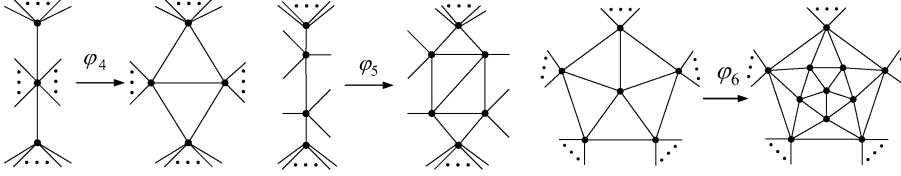


Fig. 3 The three operators ϕ_4, ϕ_5 and ϕ_6 proposed by Barnette and Butler

In 1984, Batagelj [4] extended the generation system $\langle Z_{20}; \{\phi_4, \phi_5, \phi_6\} \rangle$ to $\langle Z_{20}; \{\phi_4, \phi_5, \phi_7\} \rangle$, which can generate 3- and 4-connected MPG of minimum degree 5. Analogously, he depicted a method to construct (even) MPG with a minimum degree of at least 4.

In 2016, a new method for constructing MPG called the **contracting and extending operation (CE operation for short)**, is proposed in [21]. CE-system has four pairs of operators and one starting graph K_4 . Compared with the existing approaches, the system can naturally connect the coloring with the construction of MPG. In Section 5, we will delve into this system and its workings.

1.3 Colorings of MPG

Regarding the colorings of MPG, the Kempe change (or K-change for short) is a fundamental and essential technique proposed by Kempe in 1879. Its basic function is to induce a new 4-coloring from an existing 4-coloring. Currently, researchers are focused on determining whether the k -chromatic graph (where $k \geq 3$) is a Kempe graph - meaning that its k -colorings can be generated from a given k -coloring of the graph using K-changes. For more information on K-changes, please refer to the review [24].

There exist numerous MPGs that are non-Kempe. For instance, Figure 5 displays three 4-colorings, denoted as f_1 , f_2 , and f_3 , where f_3 cannot be obtained from f_1 or f_2 via K-change. In this paper, we identify a group of non-Kempe MPGs called unchanged bichromatic-cycle maximal planar graphs (UBCMPGs) that possess noteworthy characteristics. We introduce the concept of 4-base modules based on UBCMPGs, and prove that the four-color problem can be transformed into the decycle problem of 4-base modules using CE operations. We also tackle this problem by introducing two innovative tools, the color-connected potential and the pocket operations, proving that every 4-base module contains a decycle coloring.

2 Preliminaries

All graphs analyzed in this paper are finite, simple, and undirected. We use $V(G)$ and $E(G)$ to denote the *vertex set* and the *edge set* of a graph G , respectively. The *order* of G refers to the number of vertices in $V(G)$. If there is a vertex $v \in V(G)$ with an adjacent vertex $u \in V(G)$, we call u a *neighbor* of v . The set of all neighbors of v is referred to as the *neighborhood* of v in G and is denoted by $N_G(v)$. Additionally, we define $N_G[v] = N_G(v) \cup \{v\}$, which is known as the *closed neighborhood* of v in G . The *degree* of a vertex v in G is denoted by $d_G(v)$ and is defined as the cardinality of $N_G(v)$, i.e., $d_G(v) = |N_G(v)|$. When there is no ambiguity, we will use $V, E, d(v), N(v), \delta$, and Δ instead of $V(G), E(G), d_G(v), N_G(v), \delta(G)$, and $\Delta(G)$, respectively. Furthermore, we use $\delta(G)$ and $\Delta(G)$ to represent the minimum and maximum degree of G , respectively. A graph H is called a *subgraph* of G if $V(H) \subseteq V(G)$ and $E(H) \subseteq E(G)$; furthermore, if two vertices x and y are connected by an edge xy in H if and only if $xy \in E(G)$, then H is called a *subgraph induced by $V(H)$* , denoted by $G[V(H)]$. By combining two vertex-disjoint graphs G and H and adding edges to connect every vertex of G to every vertex of H , one obtains the *join* of G and H , denoted by $G \vee H$. We denote by K_n and C_n the complete graph and cycle of order n , respectively. The join $C_n \vee K_1$ is called a *n-wheel with n spokes*, denoted by W_n , where C_n and K_1 are called the *cycle* and *center* of W_n , respectively. Let $V(K_1) = \{x\}$ and $C_n = x_1x_2 \dots x_nx_1$. Then, W_n can be represented as $x-x_1x_2 \dots x_nx_1$. The *length* of a path or a cycle is the number of edges the path or the cycle contains. We call a path (or cycle) an ℓ -*path* (or ℓ -*cycle*) if its length is equal to ℓ .

A *planar graph* is a graph that can be drawn on a plane in a way that edges only meet at their common ends. This drawing is called a *plane graph* or *planar embedding* of the graph. In this paper, any planar graph we consider will refer to one of its planar embeddings. A *maximal planar graph* (MPG) is a planar graph to which no new edges can be added without violating its planarity. Additionally, a *triangulation* is a planar graph where every face is bounded by three edges, including the infinite face. It can be easily demonstrated that an MPG is equivalent to a triangulation.

Let G be a planar graph that has a boundary C on its outer face. If C contains at least four edges and all of its other faces are triangles, then G is referred to as a *semi-maximal planar graph with respect to C* , or a *SMPG* for short, where C is called the *outer-cycle* of G^C . SMPGs are also known as *configurations*. Figure 4 displays the 55-configuration and 56-configuration, two well-known SMPGs.

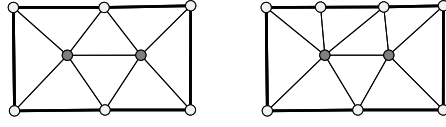


Fig. 4 55-configuration (left) and 56-configuration (right)

A k -vertex-coloring, or simply a k -coloring, of a graph G is a mapping f from $V(G)$ to the color sets $C(k) = \{1, 2, \dots, k\}$ such that $f(x) \neq f(y)$ if $xy \in E(G)$. A graph G is k -colorable if it has a k -coloring. The minimum k for which a graph G is k -colorable is called the *chromatic number* of G , denoted by $\chi(G)$. If $\chi(G) = k$, then G is called a k -chromatic graph. Alternatively, each k -coloring f of G can be viewed as a partition $\{V_1, V_2, \dots, V_k\}$ of V , where V_i , called the *color classes* of f , is an independent set (every two vertices in the set are not adjacent). Clearly, such a partition is unique. So it can be written as $f = (V_1, V_2, \dots, V_k)$. Two k -colorings $f = (V_1, V_2, \dots, V_k)$ and $f' = (V'_1, V'_2, \dots, V'_k)$ of G are *equivalent* if there exists a permutation σ on $\{1, 2, \dots, k\}$ such that $\sigma(i) = j_i$ and $V_i = V'_{j_i}$ for $i = 1, 2, \dots, k$. The set of k -colorings that are equivalent to f is called f -*equivalence class*. It is easy to see that the f -equivalence class contains $k!$ k -colorings. For a k -chromatic graph G , we use $C_k^0(G)$ to denote the set of k -colorings of G such that no two colorings belong to the same equivalence class and the i th color class of each k -coloring is colored with i .

Remark 1 In the absence of any specific notation, we designate the color set as $\{1, 2, 3, 4\}$ for the 4-colorings of MPGs and SMPGs.

Let G be a $k(\geq 3)$ -chromatic graph and H a subgraph of G . For any $g \in C_k^0(G)$, we use $g(H)$ to denote the set of colors assigned to $V(H)$ under g . If $|g(H)| = 2$, then we call H a *bichromatic subgraph* of G under g ; in particular, when H is a cycle (or path), we call it a *bichromatic cycle* (or *bichromatic path*) of g . Let $h \in C_k^0(H)$. If $h(v) = g(v)$ for every $v \in V(H)$, then we call h the *restricted coloring* of g to H and call g an *extended coloring* of h to G .

Let f be a 4-coloring of a 4-chromatic MPG (or SMPG) G . If f does not contain any bichromatic cycle, then f is called a *tree-coloring* of G and G is *tree-colorable*; otherwise, f is a *cycle-coloring* and G is *cycle-colorable* [20, 22, 23].

Given a k -chromatic graph G and a k -coloring f of G , we use G_{ij}^f to denote the subgraphs induced by vertices colored with i and j under f , and use $\omega(G_{ij}^f)$ to denote the number of components of G_{ij}^f , $i \neq j$. If f is fixed, we can omit the mark f in G_{ij}^f . The components of G_{ij}^f are called *ij-components* of f ; particularly, we refer to an *ij-component* as an *ij-path* of f and *ij-cycle* of f if it is a path and a cycle, respectively. Let

$$\omega(f) = \sum_{1 \leq i < j \leq k} \omega(G_{ij}^f).$$

When $\omega(G_{ij}^f) \geq 2$, the *Kempe-change* (or *K-change* for short) on an *ij-component* of f is to interchange colors i and j of vertices in the *ij-component*.

Let G be a cycle-colorable MPG (or SMPG) and f a cycle-coloring of G . Suppose that C is a bichromatic cycle of f with $f(C) = \{i, j\}$, where $i \neq j$ and $i, j \in \{1, 2, 3, 4\}$. The σ -operation of f with respect to C , denoted as $\sigma(f, C)$, is to interchange the colors s and t ($\{s, t\} = \{1, 2, 3, 4\} \setminus \{i, j\}$) of vertices in the interior

(or exterior) of C . Clearly, $\sigma(f, C)$ transform f into a new cycle-coloring of G , denoted by f^c . We refer to f^c and f as a pair of *complement colorings (with respect to C)*.

Remark 2 The σ -operation is essentially an extension of the K -change, which in turn comprises one or more K -changes. It's worth noting that the two colorings that result from applying $\sigma(f, C)$ —which involve interchanging vertex colors within and outside of C —belong to the same equivalence class. As such, we can always assume that the colors of interior vertices of C are swapped when we carry out a $\sigma(f, C)$ operation.

Let G be a 4-chromatic MPG. If a 4-coloring f_0 can be obtained from f by a sequence of K -changes, then we say that f and f_0 are *Kempe-equivalent*. For an arbitrary 4-coloring $f \in C_4^0(G)$, we refer to

$$F^f(G) = \{f_0; f_0 \text{ and } f \text{ are Kempe-equivalent, } f_0 \in C_4^0(G)\}$$

as the *Kempe-equivalence class of f* . Furthermore, if $F^f(G) = C_4^0(G)$, then G is called a *Kempe graph*; otherwise, a *non-Kempe graph*.

For terms and notations not defined here, readers can refer to [7, 17, 5, 20].

3 Unchanged Bichromatic-Cycle Maximal Planar Graphs

This section is aimed at introducing the unchanged bichromatic-cycle MPGs. It will cover the definitions, as well as the properties and classifications associated with them.

3.1 Definitions and properties

Let G be a 4-chromatic MPG with $\delta(G) \geq 4$, $f \in C_4^0(G)$, and $C \in C^2(f)$, where $C^2(f)$ represents the set of bichromatic cycles of f . If $|f'(C)|=2$ holds for any $f' \in F^f(G)$, then we call C an *unchanged bichromatic-cycle* (abbreviated by UB-cycle) of f (also of G), and f an *unchanged bichromatic-cycle coloring with respect to C* (abbreviated by UBC-coloring with respect to C) of G . Also, G is called an *unchanged bichromatic-cycle MPG with respect to C* (abbreviated by UBCMPG with respect to C). The set of bichromatic cycles of all colorings belonging to F^f is called the *Kempe cycle-set on f* , denoted by $C^2(F^f)$, i.e.

$$C^2(F^f) = \bigcup_{f' \in F^f(G)} C^2(f') \quad (1)$$

Consider a graph G with two cycles C_1 and C_2 . We say that C_1 and C_2 are *intersecting* if there exist vertices in the interior of C_2 and C_1 respectively that belong to $V(C_2)$ and $V(C_1)$. Otherwise, if there are no such vertices, we say that C_1 and C_2 are *nonintersecting*.

Figure 5 (a) ~ (c) depict three 4-colorings f_1 , f_2 , and f_3 of the minimum UBCMPG. The bold lines in Figures (a) and (b) represent UB-cycles. We observe that $F^{f_1} = \{f_1, f_2\}$ and $F^{f_3} = \{f_3\}$.

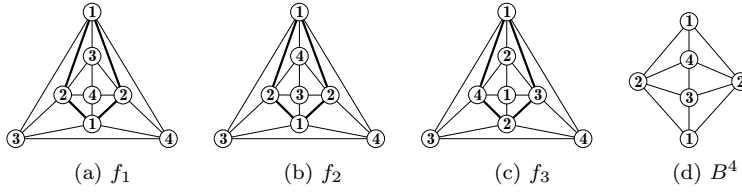


Fig. 5 The UBCMPG with the minimum order

Remark 3 A UBCMPG can have multiple UB-cycles.

Theorem 1 Let G be a 4-chromatic MPG with $\delta(G) \geq 4$, $f \in C_4^0(G)$, and $C \in C^2(f)$. Then, C is a UB-cycle of f if and only if for any $C' \in C^2(F^f)$ with $f(C') \neq f(C)$, C and C' are nonintersecting.

Proof (Necessity). Suppose, to the contrary, that there is a cycle $C' \in C^2(F^f)$ with $f(C') \neq f(C)$ such that C and C' are intersecting. Then, C' is a bichromatic cycle of some coloring in $F^f(G)$, say f' , i.e., $C' \in C^2(f')$. Since C is a UB-cycle of f , it follows that $C \in C^2(f')$. Let $f'' = \sigma(f', C')$. Since C and C' are intersecting, we have that $C \notin C^2(f'')$, a contradiction.

(Sufficiency). Observe that every $f' \in F^f(G)$ is obtained by implementing σ -operation of a 4-coloring $g \in F^f(G)$ with respect to a bichromatic cycle of g . We have that $C \in C^2(f')$ for every $f' \in F^f(G)$, since C and C' are nonintersecting for every $C' \in C^2(F^f)$. \square

The following result holds directly from Theorem 1.

Corollary 1 Let G be a UBCMPG with respect to C . Then, every vertex on C has degree at least 5 in G .

3.2 Types

Let G be a 4-chromatic maximal planar graph with $\delta(G) \geq 4$, and $f \in C_4^0(G)$ be a cycle-coloring. If $C^2(f)$ contains no UB-cycle, then we call f a *cyclic cycle-coloring*. Let $C_{4U}^0(G)$ denote the set of UBC-colorings of G , $C_{4T}^0(G)$ denote the set of tree-colorings of G , and $C_{4C}^0(G)$ denote the set of cyclic cycle-colorings of G . It is evident that $C_{4U}^0(G) \cap C_{4T}^0(G) = \emptyset$, $C_{4U}^0(G) \cap C_{4C}^0(G) = \emptyset$, $C_{4T}^0(G) \cap C_{4C}^0(G) = \emptyset$, and

$$C_4^0(G) = C_{4U}^0(G) \cup C_{4T}^0(G) \cup C_{4C}^0(G) \quad (2)$$

Based on Equation (2), we divide UBCMPGs G into the following types.

- Pure-type: $C_4^0(G) = C_{4U}^0(G)$;
- Tree-type: $C_4^0(G) = C_{4U}^0(G) \cup C_{4T}^0(G)$;
- Cycle-type: $C_4^0(G) = C_{4U}^0(G) \cup C_{4C}^0(G)$;
- Hybrid-type: $C_4^0(G) = C_{4U}^0(G) \cup C_{4T}^0(G) \cup C_{4C}^0(G)$.

It is important to note that each of the above four types has corresponding graphs. The 17-order graph G , as presented in Figure 6, is a pure-type UBCMPG, where $C_4^0(G)$ includes eight pairs of complement UBC-colorings. Concerning pure-type UBCMPGs, we put forward a conjecture that requires further exploration.

Conjecture 1 An MPG is a pure-type UBCMPG if and only if it is the graph shown in Figure 6.




Fig. 6 A pure-type UBCMPG and all its 4-colorings

The graph shown in Figure 5 is a tree-type UBCMPG of order 8, which contains one pair of complement UBC-colorings and one tree-coloring. The graph shown in Figure 7 is a tree-type UBCMPG of order 12, which contains two pairs of complement UBC-colorings and two tree-colorings.

Remark 4 For any $n \geq 2$, there is a tree-type UBCMPG G of order $4n$ and $|C_4^0(G)| = 2^{n-1} + 2^{n-2}$, where the numbers of tree-colorings and UBC-colorings are 2^{n-2} and 2^{n-1} , respectively [14].

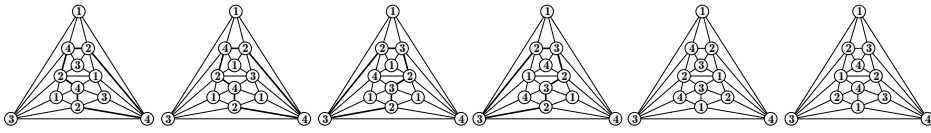


Fig. 7 A tree-type UBCMPG of order 12 and all its 4-colorings

4 Base Modules

4.1 Definitions and Types

Let G^C be an SMPG with respect to a cycle C . If there is another SMPG G_1^C with respect to C such that $G^C \cap G_1^C = C$ and $G = G^C \cup G_1^C$ is a UBCMPG with respect to C , then we call G^C and G_1^C *base modules with respect to C* (or *base modules* for short). Let f be a UBC-coloring with respect to C of G . We refer to the restricted coloring of f to G^C and G_1^C as a *module coloring* of G^C and G_1^C , respectively. The minimum base module (named identity module), denoted by B^4 , is depicted in Figure 5 (d).

A base module G^C with $|V(C)| = 4$ is called a *4-base module*. Note that only 4-base models are used in this paper. Therefore, all the base modules mentioned in the following discussion are 4-base modules. To specifically refer to a 4-base module, we use the notation G^{C_4} .

Three categories of 4-base modules exist based on module colorings. Let G^{C_4} be a 4-base module with respect to 4-cycle C_4 , and f be a module coloring of G^{C_4} .

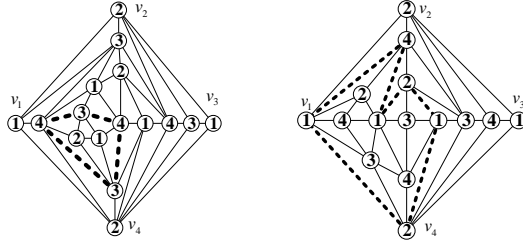


Fig. 8 Examples of cycle-type 4-base module (left) and cyclic-cycle-type 4-base module (right)

- If C_4 is the unique bichromatic cycle of f , then G^{C_4} is called a *tree-type 4-base module*;
- Suppose that G^{C_4} contains a bichromatic cycle $C^* (\neq C_4)$ of f . If there exists a SMPG $G_1^{C_4}$ (with respect to C_4) such that $G^{C_4} \cup G_1^{C_4}$ is a UBCMPG (with respect to C_4) and C^* is a UB-cycle of $G^{C_4} \cup G_1^{C_4}$, then we call C^* a UB-cycle of G^{C_4} . If G^{C_4} contains a UB-cycle, then G^{C_4} is a *cycle-type 4-base module*. The first graph shown in Figure 8 depicts a cycle-type 4-base module, which contains a UB-cycle in the interior of $C_4 = v_1v_2v_3v_4v_1$ (marked with dashed bold lines);
- Let $C' (\neq C_4)$ be a bichromatic cycle of f . If C' is not a UB-cycle of f , then C' is called a *cyclic cycle* of G^{C_4} . If $\mathbb{C} = C^2(F^f(G^{C_4})) \setminus \{C_4\}$ is not empty and contains only cyclic cycles, then G^{C_4} is called a *cyclic cycle-type 4-base module*. Since the subgraph of G^{C_4} induced by the set of vertices belonging to a cycle $C' \in \mathbb{C}$ and its interior is a SMPG, denoted by $G^{C'}$, it follows that the union of $G^{C'}$ over all $C' \in \mathbb{C}$ is one or more SMPGs. Observe that each such SMPG G^C is the union of some $G^{C^1}, G^{C^2}, \dots, G^{C^k}$, where $C^i \in \mathbb{C}$ for $i = 1, 2, \dots, k$; that is, $C = C^1 \cup C^2 \cup \dots \cup C^k$. We call G^C a *family of cyclic cycles* of \mathbb{C} , and C a *shell* of G^{C_4} . The second graph shown in Figure 8 is a cyclic cycle-type

4-base module, in which the shell is marked with dashed bold lines. This 4-base module has only one family of cyclic cycles for this 4-base module.

4.2 Properties of 4-base modules

Suppose that G^{C_4} is a 4-chromatic SMPG. If no specified note, we use $F_2(G^{C_4}) \subset C_4^0(G^{C_4})$ to denote the set of 4-colorings of G^{C_4} such that C_4 is colored with exact two colors, and let $C_4 = v_1v_2v_3v_4v_1$. Whenever $F_2(G^{C_4})$ is not empty, we assume that $f(v_1) = f(v_3) = 1$ and $f(v_2) = f(v_4) = 2$ for any 4-coloring $f \in F_2(G^{C_4})$. Based on the agreement, we can define $P_{1i}^f(v_1, v_3)$ as the set of $1i$ -path (under f) from v_1 to v_3 , and $P_{2i}^f(v_2, v_4)$ the set of $2i$ -path (under f) from v_2 to v_4 , where $i \in \{3, 4\}$. We refer to the paths in $P_{1i}^f(v_1, v_3)$ and $P_{2i}^f(v_2, v_4)$ for $i = 3, 4$ as *ji-endpoint-paths* of f , where $j \in \{1, 2\}$, and use ℓ^{1i} and ℓ^{2i} to denote a path in $P_{1i}^f(v_1, v_3)$ and $P_{2i}^f(v_2, v_4)$, respectively. In particular, when G^{C_4} is a 4-base module and f is a module coloring of G^{C_4} , these endpoint-paths are called *module paths* of f . Based on these notations, we have the following result.

Theorem 2 Let G^{C_4} be a 4-chromatic SMPG, $C_4 = v_1v_2v_3v_4v_1$. If $F_2(G^{C_4}) \neq \emptyset$, then for any $f \in F_2(G^{C_4})$, exact two of $P_{13}^f(v_1, v_3)$, $P_{14}^f(v_1, v_3)$, $P_{23}^f(v_2, v_4)$ and $P_{24}^f(v_2, v_4)$ are nonempty.

Proof The conclusion follows directly from the fact that $P_{13}^f(v_1, v_3) = \emptyset$ if and only if $P_{24}^f(v_2, v_4) \neq \emptyset$, and $P_{14}^f(v_1, v_3) = \emptyset$ if and only if $P_{23}^f(v_2, v_4) \neq \emptyset$. \square

According to Theorem 2, the 4-colorings within $F_2(G^{C_4})$ can be divided into two categories: *cross-coloring* and *shared-endpoint coloring*. Let $f \in F_2(G^{C_4})$. If $P_{1i}^f(v_1, v_3) \neq \emptyset$ and $P_{2i}^f(v_2, v_4) \neq \emptyset$ for some $i \in \{3, 4\}$, then f is deemed a *cross-coloring* of G^{C_4} . Please refer to Figure 9 (a) for an example of *cross-colorings*. Additionally, if $P_{1i}^f(v_1, v_3) = \emptyset$ for every $i \in \{3, 4\}$ or $P_{1i}^f(v_1, v_3) \neq \emptyset$ for every $i \in \{3, 4\}$, then f is called a *shared-endpoint coloring* of G^{C_4} on $\{v_2, v_4\}$ (when $P_{1i}^f(v_1, v_3) = \emptyset, i = 3, 4$) or a *shared-endpoint coloring* of G^{C_4} on $\{v_1, v_3\}$ (when $P_{1i}^f(v_1, v_3) \neq \emptyset, i = 3, 4$), respectively. For an example of *shared-endpoint colorings* on $\{v_2, v_4\}$, please refer to Figure 9 (b).

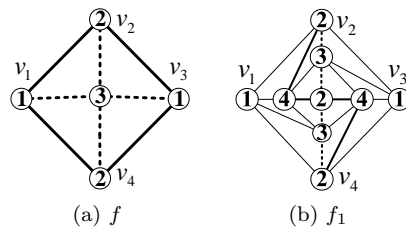


Fig. 9 Illustration for cross-colorings and shared-endpoint colorings

Theorem 3 Let G^{C_4} be a 4-chromatic SMPG such that $F_2(G^{C_4}) \neq \emptyset$, where $C_4 = v_1v_2v_3v_4v_1$. Then, G^{C_4} is a 4-base module if and only if there exists a $f_0 \in F_2(G^{C_4})$

such that $F_2^{f_0}(G^{C_4})$ contains only shared-endpoint colorings on either $\{v_2, v_4\}$ or $\{v_1, v_3\}$, where $F_2^{f_0}(G^{C_4}) \subseteq F^{f_0}(G^{C_4})$ is the set of colorings in $F^{f_0}(G^{C_4})$ such that C_4 are colored with two colors.

Proof (Necessity) Suppose that G^{C_4} is a 4-base module, and let $G_1^{C_4}$ be an arbitrary SMPG with respect to C_4 such that $G_1^{C_4} \cap G^{C_4} = C_4$ and $G = G_1^{C_4} \cup G^{C_4}$ is a UBCMPG with respect to C_4 . Clearly, $F_2(G_1^{C_4}) \neq \emptyset$, i.e., there exists a coloring $f_1 \in F_2(G_1^{C_4})$ such that $|f_1(C_4)| = 2$, where $f_1(v_1) = f_1(v_3) = 1$ and $f_1(v_2) = f_1(v_4) = 2$. If for any $f' \in F_2(G^{C_4})$, $F_2^{f'}(G^{C_4})$ contains a cross-coloring f'' , then $f'' \cup f_1$ or $f'' \cup \sigma(f_1, C_4)$ contains a bichromatic cycle of G that is intersect with C_4 . By Theorem 1, G is not a UBCMPG, a contradiction. Therefore, there exists a $f_0 \in F_2(G^{C_4})$ such that $F_2^{f_0}(G^{C_4})$ contains no cross-coloring, i.e., $F_2^{f_0}(G^{C_4})$ contains only shared-endpoint colorings on $\{v_2, v_4\}$ or $\{v_1, v_3\}$ (by Theorem 2). Suppose that there are two colorings $f, f^c \in F_2^{f_0}(G^{C_4})$ such that f is a shared-endpoint coloring on $\{v_2, v_4\}$ and f^c is a shared-endpoint coloring on $\{v_1, v_3\}$ (see Figure 10 for an illustration of this case, where f and f^c are complement colorings with respect to C_{34}). Analogously, we have that $f_1 \cup f$ or $f_1 \cup f^c$ contains a bichromatic cycle of G that intersects with C_4 , and also a contradiction.

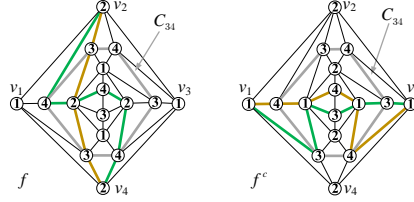


Fig. 10 An illustration for the proof of Theorem 3 (I)

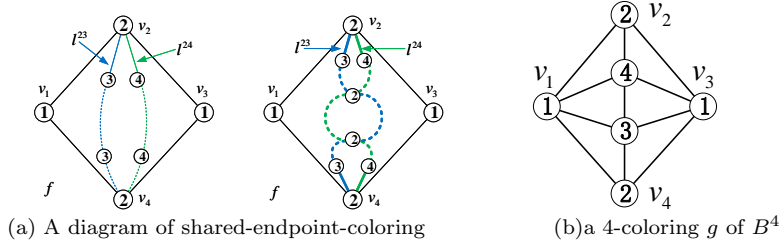


Fig. 11 An illustration for the proof of Theorem 3 (II)

(Sufficiency) Suppose that $f_0 \in F_2(G^{C_4})$ such that $F^{f_0}(G^{C_4})$ contains only shared-endpoint colorings on $\{v_2, v_4\}$ (see Figure 11 (a) for an illustration, where two cases are considered: the first graph is *parallel type*, i.e., 23-endpoint-paths and 24-endpoint-paths are internally disjoint; the second graph is *intersecting type*, i.e. a 23-endpoint-path intersect with a 24-endpoint-paths). Let $G = G^{C_4} \cup B^4$. We extend f_0 to G , and the resulting coloring is also denoted by f_0 . Let f'_0 be the restricted coloring of f_0 to B^4 . Then, f'_0 is either the coloring shown in Figure 11 (b) or its complement coloring with respect to C_4 ; without loss of generality, we assume

that f'_0 is the former. For any $g \in F^{f_0}(G)$, we denote by g' the restricted coloring of g to G^{C_4} . If C_4 is not a bichromatic cycle of g , then there must exist a coloring $g'' \in (F^{f_0}(G) \setminus \{g\})$ such that C_4 is a bichromatic cycle of g'' and g'' contains a bichromatic cycle that intersects with C_4 . This implies that the restricted coloring of g'' to G^{C_4} belongs to $F_2^{f_0}(G^{C_4})$ but is a shared-endpoint coloring on $\{v_1, v_3\}$, a contradiction. Therefore, $|g(C_4)| = 2$ and $g' \in F_2^{f_0}(G^{C_4})$. By the assumption, g' contains only 23-endpoint-path and 24-endpoint-path. However, B^4 contains neither 23-endpoint-path nor 24-endpoint-path. This indicates that g contains no $2i$ -cycle ($i = 3, 4$) that intersects with C_4 in G . Additionally, f'_0 contains both 13-endpoint-path and 14-endpoint-path in B^4 while g' contains no 13-endpoint-path or 14-endpoint-path in G^{C_4} . Therefore, g contains no $1i$ -cycle ($i = 3, 4$) that intersects with C_4 in G . By Theorem 1, G is a UBCMPG with respect to C_4 . \square

Remark 5 For a given 4-base module G^{C_4} with respect to C_4 , let f be a module coloring of G^{C_4} . In the following, if no specified note, we always assume that a module path of f is a 23-module path or a 24-module path.

According to Theorem 3, we have the following corollary.

Corollary 2 Suppose that G^{C_4} is a tree-type 4-base module. Then, there exists a coloring $f_0 \in F_2(G^{C_4})$ such that $F^{f_0}(G^{C_4}) = \{f_0\}$ and f_0 contains a unique 23-module path and a unique 24-module path.

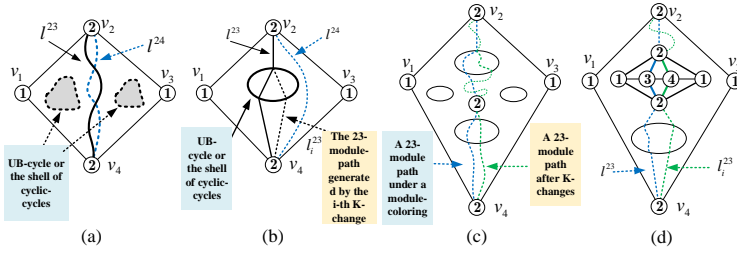


Fig. 12 The structures and classes of cycle-type and cyclic cycle-type 4-base modules. (a) SMP-type 4-base module, (b) one UB-cycle or one family of cyclic cycles module path, (c) more than one UB-cycle or one family of cyclic cycles module paths, (d) an example of UB-cycle

Cycle-type 4-base modules and cyclic cycle-type 4-base modules can further be divided into two classes in terms of module paths: *single module path type* (SMP-type) and *multiple module path type* (MMP-type).

Let G^{C_4} be a cycle-type or cyclic cycle-type 4-base module and f_0 be a module coloring of G^{C_4} . If all colorings in $F^{f_0}(G^{C_4})$ have the same 23-module path and 24-module path, denoted by ℓ^{23} and ℓ^{24} , then G^{C_4} is called an SMP-type 4-base module. Clearly, if G^{C_4} is an SMP-type 4-base module, then no vertex belonging to ℓ^{23} or ℓ^{24} is in the interior of UB-cycles or cyclic-cycles of G^{C_4} ; see Figure 12 (a) for an illustration.

Let G^{C_4} be a cycle-type or cyclic cycle-type 4-base module and f_0 be a module coloring of G^{C_4} . G^{C_4} is called an MMP-type 4-base module if the following conditions hold: (1) any two distinct colorings $f_1, f_2 \in F_2^{f_0}(G^{C_4})$ only contain module paths ℓ^{23} and ℓ^{24} ; (2) f_2 is obtained from f_1 by conducting one or more

σ -operations, where the UB-cycle or the families of cyclic cycles must contain vertices on ℓ^{23} or ℓ^{24} such that the resulting coloring by conducting a σ -operation is still a module coloring with module paths ℓ^{23} and ℓ^{24} . Figure 12(b) depicts the case that there is only one UB-cycle or one family of cyclic cycles; Figure 12(c) presents the case that there are multiple UB-cycles or multiple families of cyclic cycles; Figure 12(d) gives an example of UB-cycle based on Figure 12(c).

5 Contracting and Extending System

In [21], the author introduced the contracting and extending system (CE-system) $< K_4; \Phi = \{\zeta_2^+, \zeta_3^+, \zeta_4^+, \zeta_5^+, \zeta_2^-, \zeta_3^-, \zeta_4^-, \zeta_5^-\} >$, in which K_4 is the starting graph, and ζ_i^+ and ζ_i^- are a pair of operators (called contracting and extending i -wheel operation, respectively), $i = 2, 3, 4, 5$. This system builds a connection between colorings and structures when constructing MPGs. Here is a description of these operators, which we will use to prove our subsequent conclusions.

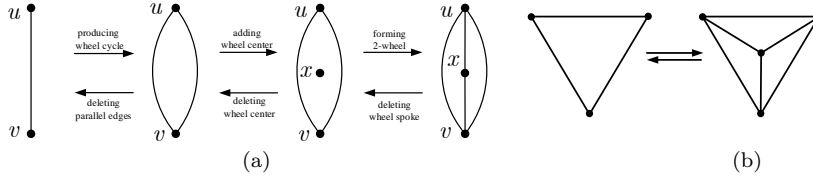


Fig. 13 (a) E2WO and C2WO (b) E3WO and C3WO

The extending 2-wheel operator (E2WO): To create a 2-wheel, start by adding a new edge between two adjacent vertices u, v , resulting in two parallel edges between u and v . Then, add a new vertex x on the face bounded by these parallel edges and connect it to u and v , forming a 2-wheel. This process is illustrated in Figure 13(a). *The contracting 2-wheel operator (C2WO):* To contract a 2-wheel $x-uvu$, remove its center vertex x and the edges xu and xv , along with one parallel edge uv . We refer to these operations as ζ_2^+ and ζ_2^- , respectively.

The extending 3-wheel operator (E3WO), denoted by ζ_3^+ , refers to the transformation from triangle to a 3-wheel, and its inverse process is *the contracting 3-wheel operator (C3WO)*, denoted by ζ_3^- ; see Figure 13(b).

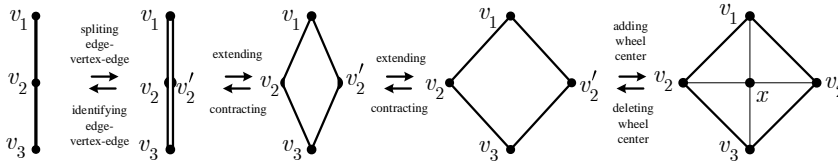


Fig. 14 E4WO and C4WO

The extending 4-wheel operator (E4WO), denoted by ζ_4^+ , refers to the transformation from a path $P_3 = v_1v_2v_3$ of length 2 to a 4-wheel, and its inverse is *the*

contracting 4-wheel operator (C4WO), denoted by ζ_4^- ; see Figure 14. During the ζ_4^+ process, edge v_1v_2 , vertex v_2 , and edge v_2v_3 are split into v_1v_2 and $v_1v'_2$, v_2 and v'_2 , and v_2v_3 and v'_2v_3 , respectively. Also, edges that are incident with v_2 and lie on the left side of P_3 (in the original graph) are still incident with v_2 , while edges that are incident with v_2 and lie on the right side (in the original graph) of P_3 are now incident with v'_2 . On the other hand, during the ζ_4^- process, v_2 and v'_2 are identified into a new vertex that is incident with all edges that were previously incident with v_2 and v'_2 in the original graph. v_2 and v'_2 are referred to as *contracted vertices* of ζ_4^- .

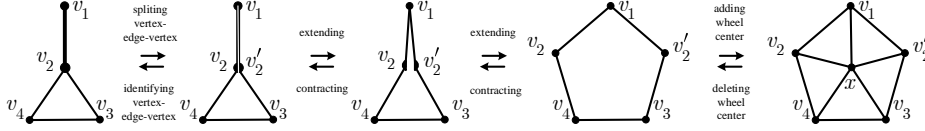


Fig. 15 E5WO and C5WO

The *extending 5-wheel operator* (E5WO), denoted by ζ_5^+ , transforms a funnel (the first graph from the left in Figure 15) into a 5-wheel. Its inverse process is the *contracting 5-wheel operator* (C5WO), denoted by ζ_5^- (see Figure 15). During the ζ_5^+ process, vertex v_2 is split into v_2 and v'_2 , edge v_1v_2 into v_1v_2 and $v_1v'_2$, and edges that are incident with v_2 on the left side of path $v_1v_2v_4$ (in the original graph) become incident with v_2 , while edges that are incident with v_2 on the right side of path $v_1v_2v_3$ become incident with v'_2 . On the other hand, during the ζ_5^- process, v_2 and v'_2 are identified into a new vertex incident with all edges that were previously incident with v_2 and v'_2 in the original graph. v_2 and v'_2 are called *contracted vertices* of ζ_5^- process.

Remark 6. Throughout this paper, we assume that $EiWO$ and $CiWO$ ($i = 2, 3, 4, 5$) are implemented with a given 4-coloring. In the case where $i = 4$, the two vertices of the 4-wheel that have been assigned the same color are designated as contracted vertices. Furthermore, if the object of $EiWO$ ($i=2,3,4,5$) is colored with at most three colors based on the 4-coloring, we color the center of the newly formed wheel (the newly added vertex) with a color that has not been assigned to the vertices of the wheel cycle, while keeping the colors of other vertices unchanged. Specifically, when $i \in \{4, 5\}$, we color v'_2 with the color assigned to v_2 .

6 Transformation from FCC to The Decycle Problem

In this section, we present a method for transforming FCC into the decycle problem, utilizing 4-base modules and a CE-system. We first introduce some fundamental theories of decycle colorings before proceeding to transform FCC into the decycle problem of 4-base modules.

6.1 Basic theories of decycle colorings

Let G^{C_4} be a 4-base module and f a module coloring of G^{C_4} , where $C_4 = v_1v_2v_3v_4v_1$, $f(v_1) = f(v_3) = 1$, $f(v_2) = f(v_4) = 2$, and $P_{2i}^f(v_2, v_4) \neq \emptyset$ for $i = 3, 4$. If there exists a 4-coloring $f^* \in C_4^0(G^{C_4})$ such that $f^*(v_2) \neq f^*(v_4)$, then we call f^* a *decycle coloring* of G^{C_4} . If G^{C_4} contains a decycle coloring, then G^{C_4} is said to be *decyclizable*. As shown in Figure 16, the first two graphs show the diagram of decycle coloring, and the last two graphs describe a module coloring and a decycle coloring of B^4 .

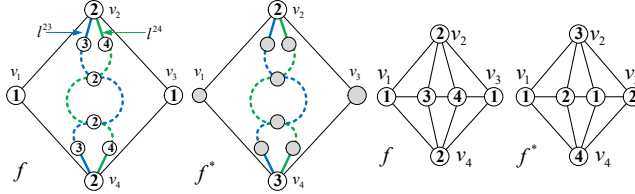


Fig. 16 Illustration of the decycle-coloring

Theorem 4 Let G^{C_4} be a 4-base module and f a module coloring, where $C_4 = v_1v_2v_3v_4v_1$. If $d_{G^{C_4}}(v_2) = 4$ and there are parallel 23-module path $\ell^{23} \in P_{23}^f(v_2, v_4)$ and 24-module path $\ell^{24} \in P_{24}^f(v_2, v_4)$, then G^{C_4} is decyclizable, where $f(v_2) = f(v_4) = 2$ and $f(v_1) = f(v_3) = 1$.

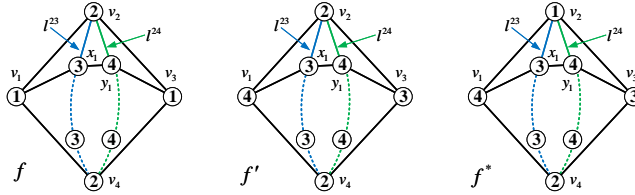


Fig. 17 Illustration for the proof of Theorem 4

Proof By the definition of ℓ^{23} and ℓ^{24} , f contains at least two 13-components and two 14-components. Note that $G^{C_4}[N_{G^{C_4}}(v_2)]$ is a path of length 3, denoted by $v_1x_1y_1v_3$, where $f(x_1) = 3$ and $f(y_1) = 4$; see Figure 17 (a).

Based on f , we carry out a K -change for the 14-component of f containing v_1 and carry out a K -change for the 13-component of f containing v_3 , and denote by f' the resulting coloring; see Figure 17 (b). Clearly, f'_1 contains a 34-path $v_1x_1y_1v_3$ from v_1 to v_3 . Therefore, a decycle coloring of G^{C_4} can be obtained by changing the color of v_2 from 2 to 1, as shown in Figure 17 (c). \square

According to Theorem 4, we can limit our attention to the situation where the module paths ℓ^{23} and ℓ^{24} intersect under module colorings. This implies that if a module coloring f is used, then any two module paths ℓ^{23} and ℓ^{24} must have at least three vertices in common, as depicted in Figure 11 (b). We can also prove that the 4-base module G^{C_4} is decyclizable for this case by utilizing two novel tools, color-connected potential invariant and pocket operations.

Theorem 5 [*Decycle Theorem*] Suppose that G^{C_4} is a 4-base module with a module coloring f such that $P_{23}^f(v_2, v_4) \neq \emptyset$ and $P_{24}^f(v_2, v_4) \neq \emptyset$, where $C_4 = v_1v_2v_3v_4v_1$. If $d_{G^{C_4}}(v) \geq 5$ for every $v \in V(G^{C_4}) \setminus \{v_1, v_2, v_3, v_4\}$, then there is a 4-coloring $f^* \in C_4^0(G^{C_4})$ satisfying $f^*(v_2) \neq f^*(v_4)$.

The proof of the decycle theorem will be presented in the second part of this series of articles. Based on the decycle theorem, a mathematical proof of FCC can be provided. This paper transforms FCC into a decycle problem of 4-base modules, thus termed the “transformation step for the mathematical proof of FCC.”

The upcoming installment in this article series will showcase the proof of the decycle theorem. Leveraging this theorem, a mathematical proof of FCC can be provided. Specifically, this paper transforms FCC into the decycle problem of 4-base modules, which represents a crucial stage in realizing the mathematical proof of FCC.

Theorem 6 Every maximal planar graph G with $\delta(G) = 5$ is 4-colorable.

Proof Let us define a color set as $\{1, 2, 3, 4\}$ and proceed to prove the theorem using induction on the order of graphs. It is worth noting that the icosahedron is the smallest MPG with a minimum degree of 5, which has 10 4-colorings. See Figure 18 for a visual representation of this graph and one of its 4-colorings. We assume that the conclusion holds for every MPG of minimum degree 5 with an order of at most n , where $n \geq 12$. We now examine the case where MPGs of minimum degree 5 have an order of $n + 1$.

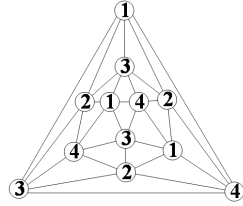


Fig. 18 The smallest MPG of minimum degree 5 and one of its 4-coloring

Let G be an $(n + 1)$ -order MPG with $\delta(G) = 5$, and v_2 an arbitrary vertex of degree 5. Then, $G[N_G[v_2]]$ is 5-wheel W_5 . We denote by $C_5 = y_1v_3v_4v_1x_1y_1$ the cycle of W_5 , i.e., $W_5 = v_2 - y_1v_3v_4v_1x_1y_1$; see Figure 19 (a), in which we use the 5-wheel W_5 to simply represent the graph G . By the induction hypothesis, $G - v_2$ is 4-colorable, since $G - v_2$ is a subgraph of some MPG of order n . If there exists a 4-coloring $g \in C_4^0(G - v_2)$ such that $|g(C_5)| = 3$, then g can be extended to a 4-coloring of G by coloring v_2 with the color $\{1, 2, 3, 4\} \setminus g(C_5)$. So, we may assume that C_5 is colored with four colors under every 4-coloring f of $G - v_2$. Without loss of generality, we assume that $f(v_3) = f(v_1) = 1$, $f(v_4) = 2$, $f(x_1) = 3$, and $f(y_1) = 4$; see Figure 19 (a).

If v_4 and y_1 are not in the same 14-component of f , then we carry out a K -change for the 14-component of f containing vertex v_4 (or y_1) and obtain a new 4-coloring of $G - v_2$, say f' . Then, $|f'(C_5)| = 3$, which contradicts the above assumption. Therefore, we assume that f contains a 24-path from v_4 to y_1 ; see Figure 19 (b). Clearly, v_3 and x_1 do not belong to the same 13-component of

f . Then, based on f , we conduct a K -change for the 13-component containing vertex v_3 and obtain a new 4-coloring of $G - v_2$, denoted by f_1 . We have that $f_1(v_3) = f_1(x_1) = 3$, $f_1(v_1) = 1$, $f_1(v_4) = 2$, and $f_1(y_1) = 4$; see Figure 19 (c). By a reverse process, we can also obtain f from f_1 . We use ' \sim ' to denote this relation between f and f_1 , i.e., $f \sim f_1$. With an analogous discussion as f , we see that f_1 contains a 14-path from v_1 to y_1 , and so x_1 and v_4 do not belong to the same 23-component of f_1 ; see Figure 19 (d). We then conduct a K -change for the 23-component of f_1 that contains x_1 and obtain a new 4-coloring of $G - v_2$, denoted by f_2 ; see Figure 19 (e). Under f_2 , there exists a 13-path from v_1 to v_3 , and v_4 and y_1 do not belong to the same 24-component of f_2 ; see Figure 19 (f). By conducting a K -change for the 24-component of f_2 that contains v_4 , we obtain a new 4-coloring f_3 of $G - v_2$; see Figure 19 (g). Finally, based on f_3 , there is a 23-path from v_3 to x_1 , implying that y_1 and v_1 do not belong to the same 14-component of f_3 ; see Figure 19 (h). We conduct a K -change on the 14-component of f_3 that contains y_1 and obtain a new 4-coloring f_4 of $G - v_2$; see Figure 19 (i).

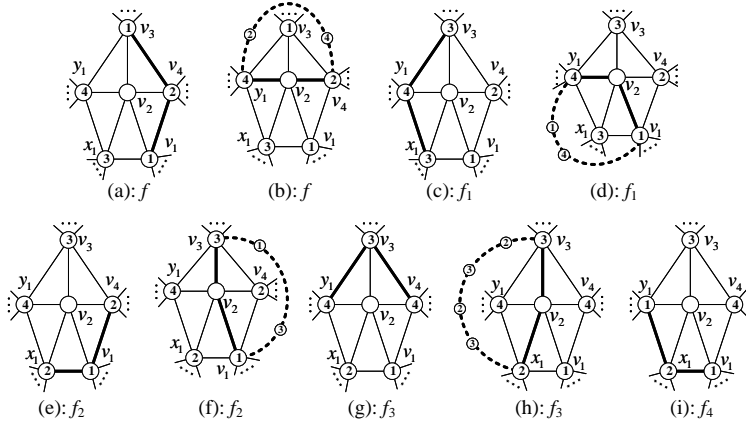


Fig. 19 The equivalence of the five 4-colorings of G in the condition that C_5 are colored with four colors

Note that each 4-coloring in $\{f, f_1, f_2, f_3, f_4\}$ has a unique bichromatic 2-path on C_5 (marked with bold lines in Figure 19), and any two distinct colorings have distinct such bichromatic 2-paths. Therefore, considering only the 4-coloring restricted to C_5 , there are five unique bichromatic 2-paths. This implies that ' \sim ' is an equivalence relation, and $f \sim f_1 \sim f_2 \sim f_3 \sim f_4 \sim f$.

In 1904, Wernicke [19] proved that every MPG of minimum degree 5 contains a 55-configuration $G_{5,5}$ or a 56-configuration $G_{5,6}$. Without loss of generality, we assume that the 5-wheel contained in $G_{5,5}$ and $G_{5,6}$ is W_5 , the 5-wheel shown in Figure 19 (a). By the equivalency of 4-colorings in $\{f, f_1, f_2, f_3, f_4\}$, we further assume that under f the bichromatic 2-path of C_5 is $v_3v_4v_1$, where $f(v_3) = f(v_1) = 1$, $f(v_4) = 2$, $f(x_1) = 3$, and $f(y_1) = 4$, as shown in Figures 20 (a) and (b) for $G_{5,5}$ and $G_{5,6}$, respectively. The gray vertices in Figures 20 are colored with some colors under f that can not identified.

Now, we will prove that f can be extended to a 4-coloring of graph G . The given proof is for 55-configurations, and the process for 56-configurations is similar and thus omitted.

Suppose that G contains $G_{5,5}$. We conduct an E4WO on the bichromatic 2-path $v_3v_4v_1$, and the resulting graph is shown in Figure 20 (c), denoted by G^* , where v'_4 and v_4 are the two vertices replacing v_4 and x is the center of the newly 4-wheel $x - v_3v_4v_1v'_4v_3$. Clearly, G^* is an MPG of order $n + 3$. Based on f , there is a 4-coloring f' of $G^* - v_2$ such that $f'(v) = f(v)$ for every $v \in V(G^*) \setminus \{v'_4, v_4, x, v_2\}$, $f'(v_4) = f'(v'_4) = 2$, and $f'(x) = 3$ or 4 , where v_2 is the unique vertex in G^* that is not assigned to a color under f' (see Figure 20 (c)). Furthermore, based on f' we can obtain a 4-coloring f'' of G^* by changing the colors of vertices in the 5-cycle $v_3v_4v_1xv_3$, i.e., recoloring v'_4 with 3, coloring v_2 with 2, and recoloring x with 4; see Figure 20 (d). Observe that $f''(v'_4) \neq f''(v_4)$. We are currently facing a problem on how to use f'' to generate a 4-coloring of G^* , denoted by f''' , such that $f'''(v'_4) = f'''(v_4)$. Thus, based on f''' , by conducting a C4WO on the 4-wheel $x - v_3v_4v_1v'_4v_3$, we can obtain a 4-coloring of G . In order to accomplish this, it is necessary to thoroughly analyze the attributes of G^* .

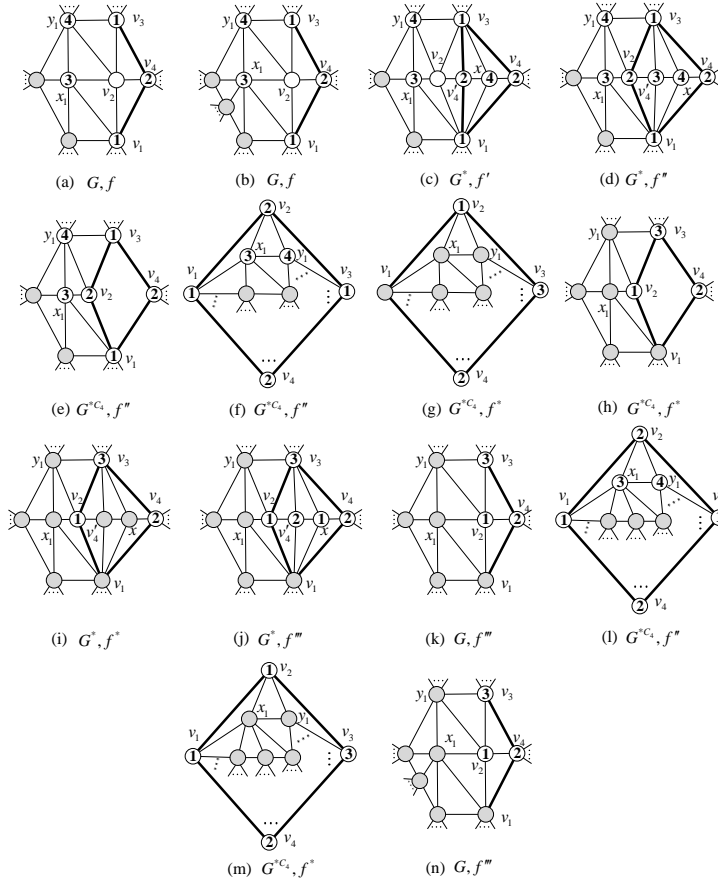


Fig. 20 An illustration diagram of the proof of Theorem 6

Note that the SMPG consisting of the 4-cycle $C_4 = v_1v_2v_3v_4v_1$ and its interior vertices is the smallest 4-base module B^4 . Moreover, $G^{*C_4} = G^* - \{x, v'_4\}$ is a 4-chromatic SMPG, and the restricted coloring of f'' to G^{*C_4} is also denoted by f'' , as shown in Figure 20 (e). By means of topological transformation, G^{*C_4} can be plane embedded with C_4 as the outer face (unbounded face). Please refer to Figure 20 (f) for a visual representation of the embedding. Clearly, $d_{G^{*C_4}}(v_2) = 4$ and $d_{G^{*C_4}}(v_3) = 5$. We consider two cases.

First, G^{*C_4} is not a 4-base module. By Theorem 3, there exists a $f^* \in C_4^0(G^{*C_4})$ such that $f^*(v_2) \neq f^*(v_4)$.

Second, G^{*C_4} is a 4-base module. By Theorem 5 (decycle theorem), there also exists a $f^* \in C_4^0(G^{*C_4})$ such that $f^*(v_2) \neq f^*(v_4)$.

As a result, there always exists a 4-coloring $f^* \in C_4^0(G^{*C_4})$ such that $f^*(v_2) \neq f^*(v_4)$. Without loss of generality, we assume that $f^*(v_2) = 1, f^*(v_4) = 2$, and $f^*(v_3) = 3$, as shown in Figure 20 (g).

Now, by applying a topological transformation to G^{*C_4} , we restore G^{*C_4} to its original structure displayed in Figure 20 (e). The resulting graph after transformation is depicted in Figure 20 (h), where the current coloring is f^* . To convert G^{*C_4} back to G^* , we add vertices v'_4 and x inside C_4 and connect them to vertices v_1, v_2, v_3 , and v_4 , as demonstrated in Figure 20 (i). Notably, v'_4 and x have pending coloring under f^* . By coloring v'_4 with color 2 and x with color 1, f^* is extended to a 4-coloring of G^* , denoted as f''' , as shown in Figure 20 (j). It is worth noting that $f'''(v'_4)$ and $f'''(v_4)$ are always 2, regardless of whether $f'''(v_1)$ is 3 or 4. Therefore, performing a C4WO on the 4-wheel $x - v_3v_4v_1v'_4v_3$ in G^* yields the original MPG G . The restricted coloring of f''' to G , denoted also as f''' , is a 4-coloring of G , as shown in Figure 20 (k). This establishes the theorem for the case where G contains a 55-configuration (Figure 20 (a)). For the situation where G comprises a 56-configuration (Figure 20 (b)), a similar proof can be presented. The analogous G^{*C_4} and f'' , G^{*C_4} and f^8 , and G^* and f^* for this situation are illustrated in Figures 20 (l), (m), and (n). This completes the proof. \square

In order to further elucidate our method used to prove FCC, we take the well-known Heawood counterexample G as an example to show the process of our proof in Theorem 6; see Figure 21 (a), where v_2 is a vertex of degree 5 and f is a 4-coloring of $G - v_2$. Then, v_2 is the unique vertex whose color is unfixed under f . $G[N_G[v_2]]$ is a 5-wheel W_5 with cycle $C_5 = y_1y_3v_4v_1x_1y_1$, where $f(v_3) = f(v_1) = 1, f(v_4) = 4, f(y_1) = 3, f(x_1) = 2$. Based on f , the bichromatic 2-path on C_5 is $v_3v_4v_1$. By conducting an E4WO on $v_3v_4v_1$ we obtain a graph G^* with a natural coloring f' ; see Figure 21(b). In G^* , v_4 and v'_4 are obtained by splitting v_4 in G , and x is the center of the newly 4-wheel. Based on f' , a 4-coloring f'' of G^* is obtained by coloring v_2 with 4 and v'_4 with 2, as shown in Figure 21 (c). Now, delete the two vertices v'_4 and x from G^* , and a 4-chromatic SMPG G^{*C_4} is obtained. The restricted coloring of f'' to G^{*C_4} is still denoted by f'' , as shown in Figure 21 (d). It is clear to see that G^{*C_4} is a 4-base module and its module paths are between v_2 to v_4 . According to Theorem 5 (decycle theorem), there is a decycle coloring f^* of G^{*C_4} , as shown in Figure 21 (e). Furthermore, to convert G^{*C_4} back to G^* , we add vertices v'_4 and x inside C_4 and connect them to vertices v_1, v_2, v_3 , and v_4 , as demonstrated in Figure 21 (f). The extended coloring of f^* to G^* is still denoted by f^* , where v'_4 and x are vertices with pending coloring. Clearly, by coloring v'_4 with color 4 and x with color 3, f^* is extended to a 4-coloring of G^* , denoted as

f''' , as shown in Figure 21 (g). Since $f'''(v'_4) = f'''(v_4) = 4$, we can obtain the original MPG G by performing a C4WO on the 4-wheel $x - v_3v_4v_1v'_4v_3$ in G^* . The restricted coloring of f''' to G , denoted also as f''' , is a 4-coloring of G , as shown in Figure 21 (h).

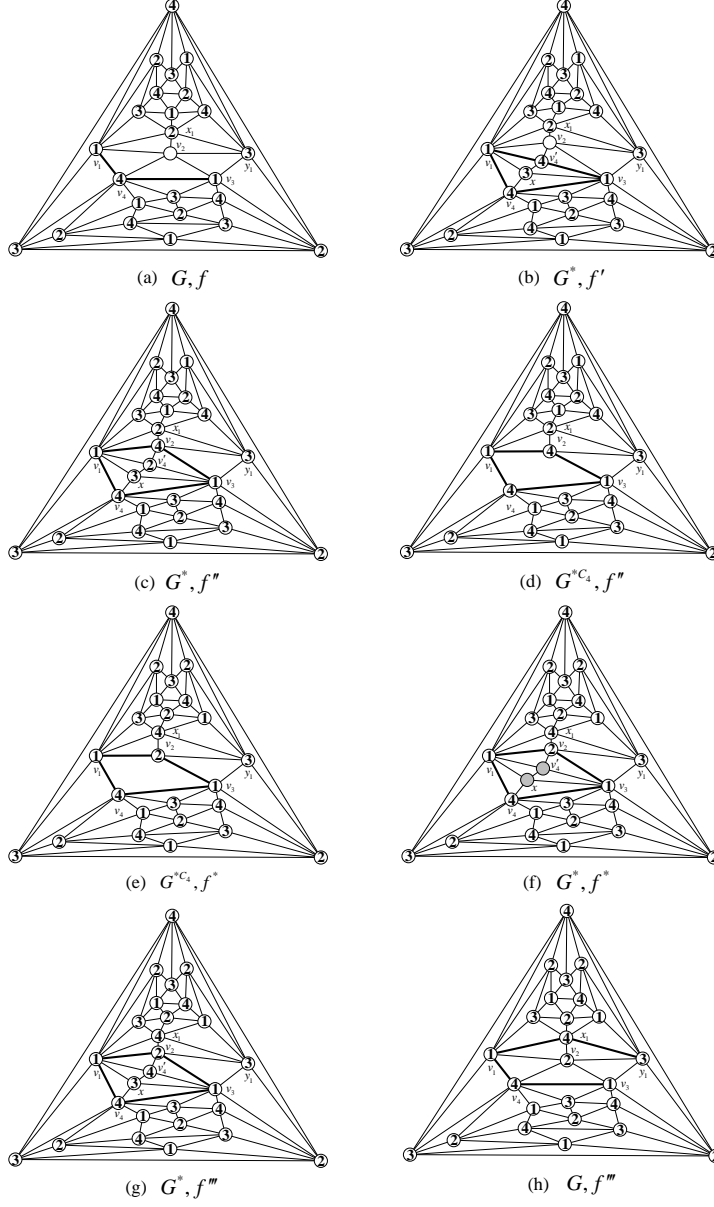


Fig. 21 The process of coloring the Heawood counterexample by Theorem 6

Remark 7 In the above example, please refer to the second part of this series of articles to obtain a decycling coloring of G^{*C_4} .

Remark 8 Wernicke's findings [19] show that a maximal planar graph with a minimum degree of 5 must possess edges of two types: both endpoints have a degree of 5, or one endpoint has a degree of 5, and the other has a degree of 6. Borodin later expanded on this in 1992 [25], demonstrating that in the set of triangles of such a graph, there must be one of four types of triangles. These are: each vertex has a degree of 5; two vertices have a degree of 5, and one has a degree of 6; two vertices have a degree of 5, and one has a degree of 7; or two vertices have a degree of 6, and one has a degree of 5. These configurations are respectively referred to as 555-configuration, 556-configuration, 557-configuration, and 566-configuration (since the subgraph induced by the three vertices of a triangle and their neighborhood forms a configuration). This paper specifically focuses on these four types of configurations and, as a result, the degree of v_2 is limited to 5, the degree of x_1 is limited to 5 or 6, and the degree of y_1 is limited to 5, 6, or 7 in general.

References

1. Appel, K., Haken, W.: Every planar map is four colorable. part i: Discharging. Illinois Journal of Mathematics **21**(3), 429–490 (1977)
2. Appel, K., Haken, W., Koch, J.: Every planar map is four colorable. part ii: Reducibility. Illinois Journal of Mathematics **21**(3), 491–567 (1977)
3. Barnette, D.: On generating planar graphs. Discrete Mathematics **7**(3-4), 199–208 (1974)
4. Batagelj, V.: Inductive definition of two restricted classes of triangulations. Discrete Mathematics **52**(2-3), 113–121 (1984)
5. Beineke, L.W., Wilson, R.J.: Selected topics in graph theory. NCambridge: Academic Press (1978)
6. Birkhoff, G.D.: A determinant formula for the number of ways of coloring a map. The Annals of Mathematics **14**(2), 42–46 (1912)
7. Bondy, J.A., Murty, U.S.R.: Graph Theory with applications. Springer (2008)
8. Butler, J.W.: A generation procedure for the simple 3-polytopes with cyclically 5-connected graphs. Canadian Journal of Mathematics **7**(3-4), 199–208 (1974)
9. Eberhard, V.: Zur morphologie der polyeder. BG Teubner (1891)
10. Fisk, S.: Geometric coloring theory. Advances in Mathematics **24**(3), 298–340 (1977)
11. Greenwell, D., Kronk, H.V.: Uniquely line-colorable graphs. Canadian Mathematical Bulletin **16**(4), 525–529 (1973)
12. Heawood, P.J.: Map-colour theorems. Quarterly Journal of Mathematics **24**, 332–338 (1890)
13. Kempe, A.B.: On the geographical problem of the four colors. American Journal of Mathematics **2**(3), 193–200 (1879)
14. Liu, X.Q., Xu, J.: A special type of domino extending-contracting operations. Journal of Electronics & Information Technology **39**(1), 221–230 (2017)
15. Robertson, N., Daniel, S., Seymour, P., Thomas, R.: A new proof of the four-colour theorem. Electronic Research Announcements of the American Mathematical Society **2**, 17–25 (1996)
16. Soifer, A.: The mathematical coloring book : Mathematics of coloring and the colorful life of its creators. Heidelberg: Springer (2009)
17. Tommy, R.J., Bjarne, T.: Graph Coloring Problems. New York, US, John Wiley & Sons, Inc. (1994)
18. Wagner, K.: Bemerkungen zum vierfarbenproblem. Jahresbericht der Deutschen Mathematiker-Vereinigung **46**, 26–32 (1936)
19. Wernicke, P.: Über den kartographischen vierfarbensatz. Math. Ann. **58**, 413–426 (1904)
20. Xu, J.: Science Press

-
21. Xu, J.: Theory on structure and coloring of maximal planar graphs (2): Domino configurations and extending- contracting operations. *Journal of Electronics & Information Technology* **38**(6), 1271–1327 (2016)
 22. Xu, J.: Theory on structure and coloring of maximal planar graphs (3): Purely tree-colorable and uniquely 4-colorable maximal planar graph conjectures. *Journal of Electronics & Information Technology* **38**(6), 1328–1353 (2016)
 23. Xu, J., Li, Z.P., Zhu, E.Q.: On purely tree-colorable planar graphs. *Information Processing Letters* **116**(8), 532–536 (2016)
 24. Xu, J., Liu, X.Q.: Research progress on the theory of kempe changes. *Journal of Electronics & Information Technology* **39**(6), 1493–1502 (2017)
 25. Borodin, O. Structural properties of planar maps with the minimal degree 5. *Mathematische Nachrichten* **158**(1), 109–117 (1992)