

Previously on the Stories: Recap Snippet Identification for Story Reading

Jiangnan Li^{1,2*}, Qiuqing Wang⁴, Liyan Xu³, Wenjie Pang³,
Mo Yu^{3*}, Zheng Lin^{1,2*}, Weiping Wang¹, Jie Zhou³

¹Institute of Information Engineering, Chinese Academy of Sciences, Beijing, China

²School of Cyber Security, University of Chinese Academy of Sciences, Beijing, China

³Pattern Recognition Center, WeChat AI, Tencent Inc.

⁴Xi'an Jiaotong University, Xi'an, China

{lijiangnan, linzheng}@iie.ac.cn, moyumyu@global.tencent.com

Abstract

Similar to the “previously-on” scenes in TV shows, recaps can help book reading by recalling the readers’ memory about the important elements in previous texts to better understand the ongoing plot. Despite its usefulness, this application has not been well studied in the NLP community. We propose the first benchmark on this useful task called Recap Snippet Identification with a hand-crafted evaluation dataset. Our experiments show that the proposed task is challenging to PLMs, LLMs, and proposed methods as the task requires a deep understanding of the plot correlation between snippets.

1 Introduction

In TV shows, a clip montage named “*the previously*” or “*previously-on*” is usually shown at the beginning of an episode, so as to recap to the audiences what happened in previous episodes that can help them understand the current one. Likewise, in book reading, a recap of previous plots that are tightly related to the current scene could also assist in reflecting the story’s progression in retrospect, attenuating two following challenges in book comprehension. First, long story books could elicit a significant temporal gap between the current section and its closely related plots in the previous context. Second, there are parts earlier in the book that did not seem important initially and thus are easy to ignore, which become critical with the developments of new events. As both cases demand human memory, providing a recap in book reading could offer substantial value in practice.

More formally, we frame it as a research problem to identify *recap snippets*, whereby given the current snippet (a short excerpt from the book), the task objective is to identify snippets in the previous

context that contain *related* events or plots to the current one. Since “*related*” can be quite subjective among readers, we define explicit criteria to disambiguate the recap process (Section 3, Appendix C), especially with a focus on directly temporal and causal correlations, requiring a deep understanding of the snippet content.

Although researchers (Xu et al., 2023; Yu et al., 2023; Piao et al., 2023) are studying the story snippets in narratives like novels and films, none of them focuses on the temporal and causal plot associations between snippets and extracts customized recap snippets for the current snippet. AI systems’ ability to identify recap snippets still lacks exploration from a scientific view and a good recap snippet identifier also has practical potential for readers to quickly recall the plot when browsing reading APPs and websites. To fill the vacancy, we propose a new task called Recap Snippet Identification. To support it, we present a new dataset dubbed RECIDNET (**RE**Cap snippet **IDENT**ification) on three novels and two TV productions. RECIDNET for each novel is constituted of: 1) pre-split snippets of the entire book text; 2) human annotation on sampled snippets along with their context history as the test set for evaluation. For each sampled snippet, annotators are asked to label YES/NO on its history snippets up to a certain context window, in regards to whether a certain snippet is plot-related to the current one, according to the defined criteria.

Several baseline approaches are then proposed (Section 5). In particular, with the flourishing of LLMs (OpenAI, 2022; Touvron et al., 2023a,b), we study whether LLMs can understand the temporal and plot-related associations between snippets in zero-shot and supervised settings as LLMs may have already learned the original books or scripts of our proposed data. Besides, due to the lack of training annotation, we designed an auxiliary unsupervised training called Line2Note training, which shows that easily obtained resources like reader

* Corresponding authors. ^o Work done during the Tencent Rhino-bird Research Elite Program at WeChat.

notes can be a bridge to connect two snippets with the plot associations. Our empirical results suggest that there still exists a large performance gap between humans and the best baseline, despite the supposedly strong capabilities of LLMs. Overall, this paper is the first to study Recap Snippet Identification with hand-crafted evaluation data and proposed approaches.

2 Related Work

Textual Similarity AI systems have been studying textual similarity for years, as the similarity between texts can be adapted for a wide range of practices such as information retrieval (Mitra and Chaudhuri, 2000), text embedding (Almeida and Xexéo, 2019), text classifications (Kowsari et al., 2019), etc. With the flourishment of pretrained models (Devlin et al., 2019; Liu et al., 2019), they are utilized to encode the sentence embedding for further similarity computing. Based on pretrained models, Sentence BERT (Reimers and Gurevych, 2019) is trained in a siamese style; Li et al. (2020) transfers the sentence distribution; Su et al. (2021) whitens the sentence representations; Gao et al. (2021) and Yan et al. (2021) adapt contrastive learning for better representation transfer; Xiao et al. (2023) propose BGE that is better than E5 (Wang et al., 2023) and OpenAI text embedding (Nee-lakantan et al., 2022). For our task, we have a similarity-computing formulation. However, the relationship between a target snippet and its recap requires an understanding of deeper association beyond similarity. Our experiments have demonstrated this.

Narrative Understanding There is no prior work on our proposed task. We would like to point out the connection of our work to a wide range of narrative understanding research.

Narrative understanding refers to a kind of complicated process that requires machines to mimic the way humans read to understand the story (Sang et al., 2022a). For such a purpose, Kociský et al. (2018) evaluate machines by doing question answering about narratives like novels and scripts. Xu et al. (2022) focus on QA about fairy tales. As for understanding the structure of narratives, (Papalampidi et al., 2019) identify turning points of stories. Another way to test if a model can understand narratives is summarization, such as summarizing on books (Kryscinski et al., 2022), screenplays (Papalampidi et al., 2020), and novel

chapters (Ladhak et al., 2020). Pial and Skiena (2023); Pial et al. (2023) focus on the alignment between movies and books. Focusing on the detailed plot, Xu et al. (2023) evaluate the retrieval on books to find key plot information. In narratives, characters usually play a crucial role in pushing forward the plot. Brahman et al. (2021) study the character identification in summary texts. Sang et al. (2022b); Yu et al. (2022) ask a model to guess the characters in screenplays based on global memories of the story. Yu et al. (2023) identify specific personalities of characters in detailed story snippets. These works cover factors of narratives like events, main plots, characters, and story structures. However, none of them focuses on the plot relationship between story snippets, especially the temporal causality of the same event happening. Therefore, we propose our novel task Recap Snippet Identification for this good.

3 Recap and Problem Definitions

Unlike usual “previously-on” in TV shows simply introducing what happened in the previous story, in our setting, recap snippets are defined to have direct plot associations with the target snippet. The direct plot associations refer to that (1) the two snippets have a temporal correlation as they both revolve around the same event; (2) the event of the recap snippet can directly and causally lead to the event in the target snippet (e.g., “the protagonist leads a protest” → “the protagonist gets arrested”).

As the key part of situated story reading, RECI-DENT aims to find the recap snippets for a target snippet located in a casual context. These recap snippets are scattered in the whole history context of the target snippet¹. However, with the history farther from the target, the correlation between them weakens. To reduce overwhelming non-related snippets, for each target snippet, we consider the nearby 60 snippets as recap candidates.

Formally, for a target snippet $T_i = [s_{(i-w/2)}, \dots, s_{(i+w/2)}]$, where s_i is the central sentence of the snippet, i stands for the i -th sentence id in the book, and w is the number of sentences in the target snippet. As for the candidate snippets, they are a sequence of consecutive sentences chunked by preset snippet length w_c , i.e., $C_{i:59} = [s_{((j-60w_c+1)}, \dots, s_{(j-59w_c)}], \dots, C_{i:0} = [s_{(j-w_c+1)}, \dots, s_{(j)}]$. There is a small

¹Books and TV productions usually use some narrative skills like a flashback, leading to some recap snippets showing in the future of the target snippet. We ignore this kind of recap.

distance gap between $C_{i:0}$ and T_i to prevent direct plot coherency, which will be discussed in the following sections. For each candidate C , its label $y_C = 1$ if it is a recap snippet, otherwise $y_C = 0$.

4 RECIDENT Dataset

4.1 Dataset Construction

Story narratives can be in many forms, e.g., long book texts with details and short brief synopses. With the same size of 100-400 words, snippets from books often provide fewer and sparse plots, but snippets from synopses, which are more informative, give more compact and understandable plots. To study the recap snippet identification on story plot in different granularity, we collect data from resources including *classic novels*, *martial chivalry novels* (Wuxia²), *TV series*, and *Anime*³. As TV series and anime can provide episode synopses, we split these sources of stories into two categories: *Books* and *TV Productions*. We elaborate on the data constructions of the two categories in the following subsections.

4.1.1 Books Construction

We collect 2 kinds of books (i.e., classic novels and Wuxia novels). For classic novels, two masterpieces are picked. They are *Notre-Dame de Paris* (NDDP) by Victor Hugo and *The Count of Monte Cristo* (TCOMC) by Alexandre Dumas (père). For Wuxia novels, we pick the most famous *Demi-Gods and Semi-Devils* (DGSD) by Louis Cha.

Preprocess As characters are the main meta factors to carry and push the story plot process in the books, we construct target snippets and their candidate recap snippets revolving around characters. For target snippet construction, we setenceize the book into sentences using Spacy, and then use Spacy to recognize the character names in all sentences. By counting the frequencies of characters appearing, we select those characters with appearing times larger than 100 as the main characters. Sentences containing the main characters are filtered out as the central sentences. We further set the number of sentences in target snippets w as 10

for CMC and 7 for the other two. To prevent target snippets from overlapping, we pick up central sentences that can form the longest sequence without overlapping. Until now, the number of central sentences is still large, which can lead to numerous annotating burdens. Therefore, we randomly and evenly sample central sentences so that the target snippets can cover the whole book. Appending $w - 1$ sentences around central sentences, target snippets about main characters are produced. The number of target snippets is 187 in NDDP, 400 in TCOMC, and 443 in DGSD.

With target snippets sealed, their corresponding candidate recap snippets are constructed by sampling the sentence j in $C_{i:0}$. The reason why we do not pick up candidates from $i - \frac{w}{2} - 1$ is that the most adjacent sentences of the target snippet can directly be regarded as a recap snippet because they can be semantically coherent. To avoid this, we sample the end sentence j of candidates in the range of $[i - 10, i - 20]$. Depending on j , we chunk 10 (TCOMC) or 6 sentences as a candidate snippet from back to front. We form 60 candidate snippets for each target.

Human Annotation As the recap snippet recognition requires prior knowledge of the story plot in the books, it is hard to find a group of people familiar with these books. Besides, reading the full books is also costly for annotators, which cannot be done in a short period. To this end, we hire two experts in the stories to train annotators. As for famous novels, there are a lot of film and TV versions, which can be useful resources to make annotators quickly understand the plot and characters of the books. For each book, we first train annotators to watch the productions with the least adaption and the corresponding commentary videos, and we then provide detailed plots, character introductions, and specific guidelines for annotators learning.

The annotators we hire are all Chinese citizens who have received at least a high school education (The Chinese education system provides lessons about the world's classics). They are required to judge whether a candidate snippet is a recap of the target snippet according to the training that has been done. To make the annotations more convenient, we provide the chapter ID where the target snippet is located along with a brief introduction of the chapter and several former chapters so that annotators can recall what specific plot or events have happened near the target snippet and quickly

²Wuxia, which literally means "martial heroes", is a genre of Chinese fiction concerning the adventures of martial artists in ancient China. See <https://en.wikipedia.org/wiki/Wuxia>.

³Anime is hand-drawn and computer-generated animation originating from Japan. We regard it as a kind of TV production.

understand what the big topic the target snippet is in. For each target-candidate pair, we collect 3 answers. The annotation interface is illustrated in the Appendix C.

Annotating Quality of Books Before the formal annotation, we train annotators by letting them annotate subsets of target snippets and the average pass rate is 94.71% according to the experts. For the formal annotation, the Fleiss’ kappa is 0.8137, which just reaches an almost perfect agreement.

Chinese-English Alignment The original book data we collect are in different languages (i.e., English for NDDP and TCOMC, Chinese for DGSD), but the annotation is adapted in Chinese. Therefore, we should get the exact sentence mapping between the two language versions of books so that the position of a snippet can be located in both languages. Following Yu et al. (2023), we utilize Vecalign (Thompson and Koehn, 2019) and LASER⁴ to achieve this, which can achieve > 97% match rate according to Yu et al. (2023).

4.1.2 TV Production Construction

Different from *Books*, the *TV Production* category does not get snippets from book texts or scripts. We study the recap snippet identification on the synopses of episodes, which summarize the plot in an episode with paragraphs. We collect the episode synopses of TV series *Game of Thrones* (GOT) and *A Game of Thrones* (AOT) from their Fandom⁵ wiki. The reason for picking these two is that both are high-popularity productions worldwide, so considerable fans are gathering at Fandom and writing high-quality wikis.

Get Recap By Events Unlike the snippet in *Books*, we naturally regard paragraphs in an episode synopsis as snippets because they are split by wiki editors acting as an ideal plot unit. All synopsis paragraphs are listed with the episode order to form a long snippet sequence. We then need to construct targets and their candidates from the sequence. By observing that Fandom wikis provide introductions of events that happen in GOT and AOT, we consider utilizing the event information to automatically label recap snippets for target snippets.

⁴<https://github.com/facebookresearch/LASER>

⁵An entertainment site of TV, movies, and games resources for fans. See <https://www.fandom.com/>

Just like the literal meaning, events in GOT and AOT are specific things happening in the story. For example, GOT has an event called “Assassination of Robert Baratheon” and AOT has an event named “Fall of Wall Maria”. Fandom wiki editors introduce the event by writing its prelude, the event body. Most importantly, for each paragraph or group of sentences, **an anchor redirecting to which episode it refers to is provided**. To this end, if the paragraph in an event can map to paragraphs in its episode synopsis, we can thread a string of episode paragraphs that highly correlate to a specific event. For an episode paragraph in the thread, the paragraphs before it can act as its recap snippet.

Following this observation, we use SBERT to map each event paragraph to the episode paragraphs in its corresponding episode. For each event paragraph, SBERT encodes all paragraphs in its episode and the episode paragraphs will be ranked by the similarity score with the event paragraph. If the 3 (or 2) episode paragraphs with the highest score are consecutive paragraphs, they are selected to be the mapping of the event paragraph. If the top 1 paragraph and the top 2 one are not consecutive, only the top 1 episode paragraph is selected. After the mapping, we take all the episode paragraphs mapped in the event body as the target snippets. From the target snippet, we take the last 60 episode paragraphs as candidate snippets. For every candidate snippet, if it is mapped in the event’s prelude or in the event body before the mapped position of its target. See Fig. 10 for illustration.

Quality of TV Productions We hire a big fan who is a story-understanding researcher and is familiar with both productions to test whether the paragraph mapping is good. We sample subsets of events, and the overall mapping rate is 90.36% according to the test. We have tried other mapping tools like Vecalign (Thompson and Koehn, 2019) and GNAT (Pial and Skiena, 2023) and both show bad performance.

4.2 Data Statistics

For *Books*, after human annotations, we remove those target snippets without any recap snippets. The statistics of our proposed dataset RECIDENT including *Books* and *TV Productions* are shown in Tab. 1. In the table, *hist_len* denotes the average length of the concatenation of all candidate snippets for a target snippet. All the sequence length com-

	NDDP		DGSD		TCOMC		GOT	AOT
	C	E	C	E	C	E	E	E
tgt_num	159		397		307		204	194
tgt_len	268	153	345	270	418	237	187	127
cand_len	241	135	290	224	420	237	170	111
hist_len	17405	8273	17668	13608	25467	14393	10298	6632
recap_num	5.6		7.6		12		5	11

Table 1: Statistics of RECIDENT. *tgt_num* is the number of target snippets; *tgt_len* is the average length of target snippets; *cand_len* denotes the avg. len. of a single candidate snippet; *hist_len* denotes the avg. len. of all candidates for a target snippet; *recap_num* is the avg. num. of recap snippets for a target snippet.

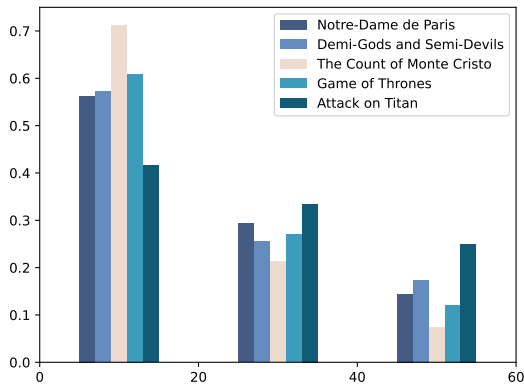


Figure 1: The proportions of recap snippets in different ranges of the distance between the target and the recap of all datasets. The frequency of recap snippets appearing is in a downtrend with the increasing distance.

puting is based on TIKTOKEN⁶ (gpt-3.5-turbo).

The distribution of recap snippets located at three levels of distance ranges is illustrated in Fig. 1. It can be seen that NDDP, DGSD, TCOMC, and GOT have a similar distribution, although TCOMC is most imbalanced as the near snippet is easier to regard as a recap. As for AOT, its recap snippet distribution is the evenest because the main plot in AOT consists of several big events and it is common that several episodes in the same season talk about a story. To this end, the candidate snippets tend to get involved in the same event. In general, all subsets in RECIDENT align with the nature that nearer snippets are more likely to be plot-related.

5 Methods

In this section, we elaborate on the methods for our task. First of all, we claim that characters are the main carriers and prompters of the plot. Therefore, appearing characters can provide some information for recap identification. To this end, we utilize NER tools to recognize characters’ names in the target

⁶<https://github.com/openai/tiktoken>




Figure 2: Reader notes can be the bridge to connect two underlined snippets they attach to. The example shows that both notes comment on the Death of Dane (from The Thorn Birds).

snippet and then filter out candidate snippets in which the recognized characters do not appear. We will adapt this simple filtering (denoted as “Char-Filter”) to the latter methods when guessing recap snippets.

5.1 Prompting Large Language Models

We leverage the text comprehension capability of LLM to discern recap snippets. In particular, we design two methods, denoted as Listwise and Pairwise prompts.

Listwise Prompts For each target snippet, we list and input all candidate snippets to LLM in order, and we explain to LLM the intention to extract up to 5 recap snippets providing the most relevant background or prelude information. LLM will follow the instruction to pick up most 5 snippets and explain the reasons. We mainly use ChatGPT (OpenAI, 2022) as the focused LLM, and the model’s max length capacity is 16k. For samples exceeding 15k tokens, we truncate each candidate snippet to the length of 220. The prompt detail can be seen in the Appendix A.

Pairwise Prompts For each candidate snippet of a target snippet, LLM is requested to analyze whether it qualifies as a recap snippet for the target snippet. After identifying all recap snippets for the target snippet, we rank these recaps by the distance between them and the target snippet and select the nearest 5 recap snippets. As a target snippet has 60 recap candidates, getting the results requires 60 requests to ChatGPT, which is costly and time-consuming. Pre-filtering candidates before the Pairwise request can be a feasible way and we will discuss this subsequently.

5.2 Unsupervised Line2Note Training

Books are the ladder of human progress. People often have their own opinions about the plot and characters, and writing down these notes can be a great way for a profound understanding. In reading APPs, readers leave substantial notes on the position they have read to. These notes contain profuse plot-related information. By viewing notes, we find that notes can be a bridge to connect two story snippets if the notes tagged on them talk about a similar plot, as illustrated in Fig. 2. To this end, we propose a Line2Note Learning method.

We collect 1623519 notes from 115 classic books of Chinese versions⁷ as training data, 131132 notes (96 books) for evaluation, and 140663 (26 books) for testing. We denote a note as m and the span it attaches to as $w_{(s,e)}$, where s and e are the absolute index of the start word and the end word of the span. For short spans, we pad local context around them to supplement them to a specific length. The padded span, named as a *line* by us, is denoted as $w_{(s',e')}$, where $s' \leq s \leq e \leq e'$. We utilize pretrained models, RoBERTa for illustration, to encode the note and the line into embeddings:

$$\mathcal{M} = RBT(m), \quad \mathcal{W} = RBT(w_{(s',e')}), \quad (1)$$

$$\mathcal{E}_m = wsum(Att(\mathcal{M}, 0, l_m, 0, l_m), \mathcal{M}), \quad (2)$$

$$\mathcal{E}_{w_{(s,e)}} = wsum(Att(\mathcal{W}, s, e, s', e'), \mathcal{W}), \quad (3)$$

where RBT denotes the encoder; l_m denotes the length of the note; $\mathcal{M} \in \mathbb{R}^{l_m \times d}$ and $\mathcal{W} \in \mathbb{R}^{(e'-s') \times d}$ denote the last hidden states of the encoder; $wsum$ denotes the weighted sum operation of the attention; $\mathcal{E}_m \in \mathbb{R}^{1 \times d}$ and $\mathcal{E}_{w_{(s,e)}} \in \mathbb{R}^{1 \times d}$ are the embeddings for the note and the line. As for, Att is an attention computing the weight for every word:

$$Att(i, j, k, l, \mathcal{X}) = \text{softmax}(\mathcal{X} \cdot P \circ \text{Msk}), \quad (4)$$

$$\text{Msk} = [F] *_{(i-k)} + [1] *_{(j-i)} + [F] *_{(l-j)}, \quad (5)$$

where $P \in \mathbb{R}^{d \times 1}$ is a trainable parameter; F denotes $-\infty$; Msk is the mask covering the word position that is not in the range of $[i, j]$. To this end, for short spans with context padding, the final embedding is the weighted sum of word hidden states in the span.

For each batch, we sample 20 note-line pairs from the same book. In the 20 pairs, we compute

⁷It is the number of books, not the number of works because some books are the different translation versions of the same work.

the overlap rate between the spans in every two lines, which is computed by the overlapping length dividing the length of the shorter span. If the overlap rate is larger than 0.8, the two note-line pairs treat each other as a positive sample, otherwise a negative sample. Mind that a span is fully overlapped with itself. Therefore, a note-line pair is always a positive sample to itself. Now, for a line embedding $\mathcal{E}_{w_{(s,e)}}$ with its positive pair set \mathcal{P}_i , the training objective:

$$\mathcal{L}_{w_{(s,e)}} = \sum_{j \in \mathcal{P}_i} -\log(\text{score}(\mathcal{E}_{w_{(s,e)}}, \mathcal{E}_{m_j})), \quad (6)$$

where $\text{score}(\mathcal{E}_{w_{(s,e)}}, \mathcal{E}_{m_j}) = \text{linear}([\mathcal{E}_{w_{(s,e)}} \parallel \mathcal{E}_{m_j} \parallel \mathcal{E}_{w_{(s,e)}} - \mathcal{E}_{m_j} \parallel \mathcal{E}_{w_{(s,e)}} * \mathcal{E}_{m_j}])$ from \mathbb{R}^{4d} to \mathbb{R}^1 . The training objective can be regarded as 20 times binary classifications for the line to find its positive notes.

Along the training, lines will realize the contents of the notes attached to them, which are usually related to plot analyses from the view of readers. To this end, if the notes on two lines are talking about the same plot, the embeddings of the two lines will be closer in the feature space than the other unrelated lines. After training, we use the model to compute the snippet embedding \mathcal{E} .

5.3 Supervised Fine-Tuning on Our Dataset

Although RECIDEN is proposed to be evaluation data for AI systems' capability of plot retrospect, the number of annotated target-candidate pairs is considerable. To this end, we hold out each subset (e.g., NDDP) for evaluation and construct training pairs from the other four. We supervisedly fine-tune PLMs like RoBERTa and LLMs like LLaMA2 (Touvron et al., 2023b). It is worth noting in Tab. 1 that the data is imbalanced as recap snippets are in a long-tailed condition. We adapt the weighted cross-entropy loss to fine-tune PLM. The weight attached to the two classes is computed by $2 * \frac{(1/n_y)^\alpha}{\sum_{y' \in (0,1)} (1/n_{y'})^\alpha}$, where n_y is the number of the class and $\alpha \geq 0$ is a scale-controlling factor. As for LLMs fine-tuning, we also tried the over-sampling method to them but we found that they can resist the data imbalance.

6 Experiments

6.1 Experimental Settings

Evaluation Settings and Metrics We adopt two settings. One standard-setting allows the methods

	NDP			DGS			TCOMC			Avg.
	R@5	P@5	F1@5	R@5	P@5	F1@5	R@5	P@5	F1@5	F1@5
<i>zero-shot</i>										
Closest 5 Snippets	20.82	19.64	20.21	25.34	31.59	28.12	33.36	67.49	44.66	31.00
RoBERTa	21.03	21.18	21.10	22.73	31.49	24.60	18.32	39.48	25.03	23.58
SBERT	21.90	23.67	22.75	23.38	33.25	27.45	20.70	44.56	28.27	26.16
+ Char-Filter	26.06	27.51	26.77	25.26	34.77	29.26	24.16	50.20	32.62	29.55
ChatGPT Listwise	7.38	8.88	8.06	6.37	9.22	7.53	3.28	8.66	4.76	6.78
+ Char-Filter	18.54	20.02	19.25	10.24	11.75	10.94	13.01	27.63	17.69	15.96
<i>fine-tune – supervised</i>										
RoBERTa Pw Rank	23.43	26.06	24.67	23.24	31.95	26.91	27.29	56.47	36.80	29.46
SBERT Pw Rank	21.29	21.27	21.33	23.70	30.74	26.77	26.97	55.84	36.37	28.16
InternLM2 Pw Rank	30.46	26.98	28.61	26.20	42.93	32.54	32.62	71.94	44.89	35.35
+ Char-Filter	28.64	31.13	29.84	25.59	<u>43.05</u>	32.10	31.40	71.95	<u>43.72</u>	35.22
<i>fine-tuning – unsupervised</i>										
Roberta l2n	30.24	29.35	29.79	<u>29.18</u>	38.99	<u>33.38</u>	26.76	55.18	36.04	33.07
SBERT l2n	29.42	29.47	29.44	26.82	36.83	31.04	28.89	58.44	38.67	33.05
<i>pipeline systems (Line2Note + ChatGPT Pw¹)</i>										
Our full system	<u>30.42</u>	32.93	31.63	29.55	40.47	34.16	37.17	49.74	42.54	36.11
w/ InternLM2-Pw	30.69	<u>31.27</u>	<u>30.98</u>	25.14	44.22	32.06	<u>32.62</u>	71.94	44.89	<u>35.98</u>
Human Performance*	43.65	54.00	48.28	52.94	69.55	60.12	44.32	82.95	57.77	55.39

Table 2: Recall@5, Precision@5, F1 scores of methods on the Chinese evaluation data of RECIDENT. * stands for a subset of the evaluation data that is predicted by humans who have never read the book. Pw is the abbreviation of *pairwise*. The bold result is the best and the underlined one is the second best except *Closest 5* and *Human*.

to freely select what they think are recap snippets. The other requires the methods to select 5 recap snippets they believe are most relevant. The latter mimics the realistic application scenario where human readers have limited bandwidth to glance at the recommended snippets during reading. The reason why selecting 5 is that it is a proper bandwidth and more importantly performance behaviors of all methods follow the same trend when setting to 10 for AOT and TCOMC. For the first setting, we report Recall, Precision, and F1 score, which will be shown in the Appendix E. As for the second setting, we use Recall@5 and Precision@5 scores, and their F1 score. The Recall@5 is computed by averaging all Recall@5 scores of target snippets, and so does the Precision@5. As for the F1 score, it is computed based on the Recall@5 and Precision@5 scores.

Baselines We split baselines into 2 categories: *zero-shot*, *fine-tune*. In *zero-shot* style, **RoBERTa** and **SBERT** are selected. We study the performance of LLM by utilizing **ChatGPT Listwise**. Besides, due to the feature of RECIDENT, we also care about the outcome if the closest 5 snippets are chosen, and we name this simple method as **Closest 5 Snippets**. In *fine-tune* style, we supervisedly fine-tune **RoBERTa Pairwise**, **SBERT Pairwise**. For the English data, we also fine-tune LoRA (Hu et al., 2022) on Llama2, which is denoted as **Llama2 Pairwise**. For Chinese data, we fine-tune LoRA on InternLM2 (InternLM, 2023), denoting **InternLM2 Pairwise**. Besides, the unsupervised

Line2Note training is adapted on RoBERTa and SBERT, which can be denoted as **RoBERTa l2n** and **SBERT l2n**. As mentioned ChatGPT Pairwise requires 60 requests to get the results, we reduce the burden by adapting ChatGPT Pairwise only on the top-15 snippets filtered by l2n models, which is denoted as our **full pipeline system**.

Implementation Depending on the length of the prompt, we use *gpt-3.5-turbo* and *gpt-3.5-turbo-16k* for ChatGPT prompting. For English evaluation data, *RoBERTa-base*, *all-mpnet-base-v2*, and *llama-2-7b-hf* are adapted. For Chinese evaluation data, *chinese-roberta-wwm-ext-base*, *paraphrase-multilingual-mpnet-base-v2*, and *interlm2* are utilized. The results of models unable to directly compute rank scores are ranked by the distance from the target snippet. As for other hyper-parameters, see the Appendix B.

6.2 Main Results

The results of models on the English evaluation data can be viewed in Tab. 3 and the Chinese counterparts are illustrated in Tab. 2. Seen from both tables, the models show similar behaviors in English and Chinese data. The closest 5 snippets achieve good performance to confirm the nature that nearer snippets are more plot-related. However, it does not mean that the nearest snippets are always the best for readers as they possibly have just read the nearest snippets minutes ago. Other snippets should have the chance to be selected. As for RoBERTa and SBERT, RoBERTa’s performance demonstrates that it is not a good similarity scorer as SBERT. However, after supervised fine-tuning, RoBERTa can be a better pairwise recap identifier than before while SBERT hurts its performance. The reason for this may be that SBERT is an already well-adapted sentence similarity scorer and the pairwise recap fine-tuning can hurt its original ability as recap identification is more than just similarity computing. On the contrary, with our proposed unsupervised Line2Note training, both RoBERTa and SBERT receive significant performance gains against original and supervised fine-tuning ones, seen from the average F1 scores in Tab. 2. We attribute it to that models learn the plot association between snippets by the bridge built by topic- or event-relevant notes.

As for the comprehension capability of LLM to discern recap snippets, ChatGPT, LLaMA2, and InternLM2 are tested. ChatGPT using Listwise Prompts shows the worst performance at @5 met-

	Notre-Dame de Paris			Demi-Gods & Semi-Devils			The Count of Monte Cristo			Game of Thrones			Attack on Titan			Avg.
	R@5	P@5	F1@5	R@5	P@5	F1@5	R@5	P@5	F1@5	R@5	P@5	F1@5	R@5	P@5	F1@5	F1@5
<i>zero-shot</i>																
Closest 5 Snippets	20.82	19.64	20.21	25.34	31.59	28.12	33.36	67.49	44.66	35.45	30.98	33.06	19.55	27.84	22.97	29.80
RoBERTa	15.00	15.62	15.30	16.66	24.28	19.76	12.62	39.48	17.84	18.29	17.06	17.65	16.64	32.16	21.93	18.50
SBERT	25.26	25.80	25.53	26.67	35.06	30.29	26.81	54.40	35.92	47.56	36.08	41.03	25.41	42.99	31.94	32.94
+ Char-Filter	25.30	26.25	25.77	<u>27.29</u>	35.26	30.77	27.37	56.12	36.79	48.54	36.16	41.45	<u>23.15</u>	<u>42.81</u>	<u>30.05</u>	32.97
ChatGPT Listwise	7.55	9.70	8.49	6.00	9.35	7.31	3.02	7.89	4.37	26.15	24.61	25.37	15.77	30.52	20.80	13.67
+ Char-Filter	22.97	22.22	22.59	9.92	12.71	11.14	15.19	29.87	20.14	38.87	31.94	35.07	17.02	34.48	22.79	22.35
<i>fine-tune</i>																
Roberta Pw Rank	18.40	22.24	20.14	19.06	28.59	22.87	17.20	42.86	24.55	29.48	26.96	28.16	17.69	36.39	23.80	23.90
SBERT Pw Rank	21.14	22.63	21.86	23.62	30.63	26.67	21.36	48.20	29.60	28.40	26.39	27.36	17.13	35.70	23.15	25.73
Llama2Lora Pw Rank	<u>26.05</u>	32.50	<u>28.92</u>	27.15	39.38	<u>32.14</u>	<u>28.13</u>	68.39	<u>39.86</u>	<u>44.92</u>	45.67	45.29	21.61	36.29	27.09	34.62
+ Char-Filter	23.81	32.18	27.37	26.82	39.38	31.91	<u>28.13</u>	68.39	<u>39.86</u>	42.69	44.60	43.63	21.05	35.23	26.36	33.83
<i>pipeline systems (SBERT (Char-Filter) + ChatGPT Pw)</i>																
Our full system	26.59	<u>32.38</u>	29.11	28.49	<u>38.43</u>	32.72	29.13	<u>63.98</u>	40.03	40.34	<u>45.15</u>	<u>42.61</u>	22.33	34.49	27.10	<u>34.31</u>

Table 3: Recall@5, Precision@5, F1@5 scores of different methods on the English evaluation data of RECIDENT. Pw is the abbreviation of *pairwise*.

rics on both languages among all methods. The reason for this may be that giving all the history at once can bring in copious noises interfering with ChatGPT. We have formerly mentioned that characters can be pre-filtering information. To this end, we utilize Char-Filter on ChatGPT Listwise. ChatGPT Listwise equipped with Char-Filter has lifted performance in both languages, which shows that characters showing off can help models directly ignore a lot of noise snippets. However, the performance of ChatGPT Listwise is still unsatisfactory, which may indicate that ChatGPT is not a good ranker for recap identification especially when the input context is lengthy. We also utilize Char-Filter to SBERT and Char-Filter can reduce some noises for it. For open-source LLMs, LLaMA2 and InternLM2 are activated by pairwise fine-tuning as both of them achieve almost the best performance against RoBERTa, SBET, and ChatGPT Listwise. When utilizing Char-Filter to them, no gain is shown and the performance is even hurt. We think the reason may be that LLMs own NER ability to some extent and they can use it when guessing the recap in the pairwise style, but NER tools may make mistakes (e.g., wrong extracted names) and cannot figure out a character’s alternative names (e.g., *Abbé Busoni* is *Edmond Dantès*). Based on these observations, LoRA fine-tuning LLMs with pairwise recap data can be a possible solution to our task. Nonetheless, more annotated data, which are costly to access, are required to fine-tune LLMs. As reader notes are easier to collect, in future work, we consider fine-tuning LLMs with our Line2Note training.

ChatGPT with Pairwise Prompts Besides Listwise Prompts, ChatGPT can also respond with Pair-

Method	NDDP			DGSD		
	R@5	P@5	F1@5	R@5	P@5	F1@5
pairwise (all 60)	29.53	28.39	28.95	28.06	36.17	31.60
pairwise (l2n top15)	30.42	32.93	31.63	29.55	40.47	34.16
listwise	18.54	20.02	19.25	10.24	11.75	10.94

Table 4: Comparison of ChatGPT Pairwise approach with and without filtering candidate snippets on Chinese NDDP and DGSD.

Method	GOT			AOT		
	R@5	P@5	F1@5	R@5	P@5	F1@5
SBERT	48.44	37.07	42.00	25.33	43.28	31.96
w/o event names	42.50	31.73	36.33	22.25	38.14	28.10

Table 5: The performance of SBERT without event names will decay.

wise Prompts to achieve good performance as other models. However, it suffers from expense and response time. Therefore, we propose a pipeline system: small SBERT and l2n models first rank the top 15 snippets, and ChatGPT then utilizes Pairwise Prompts on them. The results show that the full system can be the best against other fine-tuned models. To show whether our pipeline system hurts the original performance of ChatGPT, we use ChatGPT Pairwise to process all snippets for NDDP and DSGD in Chinese. The results in Tab. 4 show that l2n models firstly filtering snippets can even bring performance gains. We also replace ChatGPT Pairwise with InternLM2 Pairwise and the performance does not drop. To this end, the pipeline can be a simple but effective system to reduce burdens.

The Effect of Distance As illustrated in Fig. 3, when only identifying recap snippets from the nearest 20 snippets, the l2n model performs the best results. With more snippets considered, all metrics

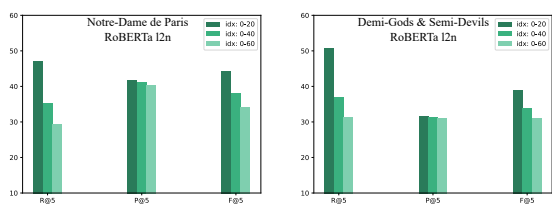


Figure 3: Performance of I2n when only considering the nearest 20/40/60 snippets on NDDP and DGSD. As the distance increases, the identification becomes harder.

drop showing that the identification becomes more difficult (More illustrations on other subsets can be viewed in Fig. 11). In most cases, Recall@5 shows a more drastic decrease than Precision@5. The reason is that models tend to rank those near snippets at the top as recaps, and for those farther recaps, it is harder for models to recognize them. This phenomenon conforms to the nature that local context is more plot-related. However, it does not mean that farther recaps are not that crucial because narrative skills like “foreshadowing” can make readers more surprised to stimulate their interest. This can raise a more interesting direction that we truly rank all annotated recaps so that their priorities can be considered. However, it can be a more challenging and opinion-divergent task for annotators.

The Effect of Event Names As all models on GOT and AOT use the name of the event at which the target snippet is, we remove the event name to show that the event name can help models recognize recaps. As shown in Tab. 5, SBERT removing the event name from the target snippet performs worse than that with event names. Intuitively, snippets involved in an event are more related. Resources from Fandom can provide such information, but it is impractical that snippets in real book reading get annotated with their events, especially when the snippet is too short for machines to summarize. Further study of the event in snippets can be a future work for recap identification.

7 Conclusion

To verify AI systems’ ability to capture and analyze the temporal and plot-related associations between story snippets, we propose a new task of identifying recap snippets for a target snippet for story reading. To support the task, we present a new dataset RECIDANT including book and TV productions. Experiments show that the task is challenging in

overcoming the long-text noises and understanding the plot correlation between snippets in many factors.

References

- Felipe Almeida and Geraldo Xexéo. 2019. [Word embeddings: A survey](#). *CoRR*, abs/1901.09069.
- Faeze Brahman, Meng Huang, Oyvind Tafjord, Chao Zhao, Mrinmaya Sachan, and Snigdha Chaturvedi. 2021. [“let your characters tell their story”: A dataset for character-centric narrative understanding](#). In *Findings of the Association for Computational Linguistics: EMNLP 2021, Virtual Event / Punta Cana, Dominican Republic, 16-20 November, 2021*, pages 1734–1752. Association for Computational Linguistics.
- Jacob Devlin, Ming-Wei Chang, Kenton Lee, and Kristina Toutanova. 2019. [BERT: pre-training of deep bidirectional transformers for language understanding](#). In *Proceedings of the 2019 Conference of the North American Chapter of the Association for Computational Linguistics: Human Language Technologies, NAACL-HLT 2019, Minneapolis, MN, USA, June 2-7, 2019, Volume 1 (Long and Short Papers)*, pages 4171–4186. Association for Computational Linguistics.
- Tianyu Gao, Xingcheng Yao, and Danqi Chen. 2021. [Simcse: Simple contrastive learning of sentence embeddings](#). In *Proceedings of the 2021 Conference on Empirical Methods in Natural Language Processing, EMNLP 2021, Virtual Event / Punta Cana, Dominican Republic, 7-11 November, 2021*, pages 6894–6910. Association for Computational Linguistics.
- Edward J. Hu, Yelong Shen, Phillip Wallis, Zeyuan Allen-Zhu, Yuanzhi Li, Shean Wang, Lu Wang, and Weizhu Chen. 2022. [Lora: Low-rank adaptation of large language models](#). In *The Tenth International Conference on Learning Representations, ICLR 2022, Virtual Event, April 25-29, 2022*. OpenReview.net.
- Team InternLM. 2023. [Internlm: A multilingual language model with progressively enhanced capabilities](#).
- Tomás Kociský, Jonathan Schwarz, Phil Blunsom, Chris Dyer, Karl Moritz Hermann, Gábor Melis, and Edward Grefenstette. 2018. [The narrativeqa reading comprehension challenge](#). *Trans. Assoc. Comput. Linguistics*, 6:317–328.
- Kamran Kowsari, Kiana Jafari Meimandi, Mojtaba Heidarzadeh, Sanjana Mendu, Laura E. Barnes, and Donald E. Brown. 2019. [Text classification algorithms: A survey](#). *Inf.*, 10(4):150.
- Wojciech Kryscinski, Nazneen Rajani, Divyansh Agarwal, Caiming Xiong, and Dragomir Radev. 2022. [BOOKSUM: A collection of datasets for long-form](#)

- narrative summarization. In *Findings of the Association for Computational Linguistics: EMNLP 2022, Abu Dhabi, United Arab Emirates, December 7-11, 2022*, pages 6536–6558. Association for Computational Linguistics.
- Faisal Ladhak, Bryan Li, Yaser Al-Onaizan, and Kathleen R. McKeown. 2020. Exploring content selection in summarization of novel chapters. In *Proceedings of the 58th Annual Meeting of the Association for Computational Linguistics, ACL 2020, Online, July 5-10, 2020*, pages 5043–5054. Association for Computational Linguistics.
- Bohan Li, Hao Zhou, Junxian He, Mingxuan Wang, Yiming Yang, and Lei Li. 2020. On the sentence embeddings from pre-trained language models. In *Proceedings of the 2020 Conference on Empirical Methods in Natural Language Processing, EMNLP 2020, Online, November 16-20, 2020*, pages 9119–9130. Association for Computational Linguistics.
- Yinhan Liu, Myle Ott, Naman Goyal, Jingfei Du, Mandar Joshi, Danqi Chen, Omer Levy, Mike Lewis, Luke Zettlemoyer, and Veselin Stoyanov. 2019. *Roberta: A robustly optimized BERT pretraining approach*. *CoRR*, abs/1907.11692.
- Mandar Mitra and B. B. Chaudhuri. 2000. Information retrieval from documents: A survey. *Inf. Retr.*, 2(2/3):141–163.
- Arvind Neelakantan, Tao Xu, Raul Puri, Alec Radford, Jesse Michael Han, Jerry Tworek, Qiming Yuan, Nikolas Tezak, Jong Wook Kim, Chris Hallacy, Johannes Heidecke, Pranav Shyam, Boris Power, Tyna Eloundou Nekoul, Girish Sastry, Gretchen Krueger, David Schnurr, Felipe Petroski Such, Kenny Hsu, Madeleine Thompson, Tabarak Khan, Toki Sherbakov, Joanne Jang, Peter Welinder, and Lilian Weng. 2022. Text and code embeddings by contrastive pre-training. *CoRR*, abs/2201.10005.
- OpenAI. 2022. *Chatgpt: Optimizing language models for dialogue*. Accessed on January 10, 2023.
- Pinelopi Papalampidi, Frank Keller, Lea Frermann, and Mirella Lapata. 2020. Screenplay summarization using latent narrative structure. In *Proceedings of the 58th Annual Meeting of the Association for Computational Linguistics, ACL 2020, Online, July 5-10, 2020*, pages 1920–1933. Association for Computational Linguistics.
- Pinelopi Papalampidi, Frank Keller, and Mirella Lapata. 2019. Movie plot analysis via turning point identification. In *Proceedings of the 2019 Conference on Empirical Methods in Natural Language Processing and the 9th International Joint Conference on Natural Language Processing, EMNLP-IJCNLP 2019, Hong Kong, China, November 3-7, 2019*, pages 1707–1717. Association for Computational Linguistics.
- Tanzir Pial, Shahreen Salim Aunti, Charuta Pethe, Allen Kim, and Steven Skiena. 2023. Analyzing film adaptation through narrative alignment. In *Proceedings of the 2023 Conference on Empirical Methods in Natural Language Processing, EMNLP 2023, Singapore, December 6-10, 2023*, pages 15560–15579. Association for Computational Linguistics.
- Tanzir Pial and Steven Skiena. 2023. GNAT: A general narrative alignment tool. In *Proceedings of the 2023 Conference on Empirical Methods in Natural Language Processing, EMNLP 2023, Singapore, December 6-10, 2023*, pages 14636–14652. Association for Computational Linguistics.
- Nils Reimers and Iryna Gurevych. 2019. Sentence-bert: Sentence embeddings using siamese bert-networks. In *Proceedings of the 2019 Conference on Empirical Methods in Natural Language Processing and the 9th International Joint Conference on Natural Language Processing, EMNLP-IJCNLP 2019, Hong Kong, China, November 3-7, 2019*, pages 3980–3990. Association for Computational Linguistics.
- Yisi Sang, Xiangyang Mou, Jing Li, Jeffrey M. Stanton, and Mo Yu. 2022a. A survey of machine narrative reading comprehension assessments. In *Proceedings of the Thirty-First International Joint Conference on Artificial Intelligence, IJCAI 2022, Vienna, Austria, 23-29 July 2022*, pages 5580–5587. ijcai.org.
- Yisi Sang, Xiangyang Mou, Mo Yu, Shunyu Yao, Jing Li, and Jeffrey M. Stanton. 2022b. Tvshowguess: Character comprehension in stories as speaker guessing. In *Proceedings of the 2022 Conference of the North American Chapter of the Association for Computational Linguistics: Human Language Technologies, NAACL 2022, Seattle, WA, United States, July 10-15, 2022*, pages 4267–4287. Association for Computational Linguistics.
- Jianlin Su, Jiarun Cao, Weijie Liu, and Yangyiwen Ou. 2021. Whitening sentence representations for better semantics and faster retrieval. *CoRR*, abs/2103.15316.
- Brian Thompson and Philipp Koehn. 2019. Vecalign: Improved sentence alignment in linear time and space. In *Proceedings of the 2019 Conference on Empirical Methods in Natural Language Processing and the 9th International Joint Conference on Natural Language Processing, EMNLP-IJCNLP 2019, Hong Kong, China, November 3-7, 2019*, pages 1342–1348. Association for Computational Linguistics.
- Hugo Touvron, Thibaut Lavril, Gautier Izacard, Xavier Martinet, Marie-Anne Lachaux, Timothée Lacroix, Baptiste Rozière, Naman Goyal, Eric Hambro, Faisal Azhar, Aurélien Rodriguez, Armand Joulin, Edouard Grave, and Guillaume Lample. 2023a. Llama: Open and efficient foundation language models. *CoRR*, abs/2302.13971.
- Hugo Touvron, Louis Martin, Kevin Stone, Peter Albert, Amjad Almahairi, Yasmine Babaei, Nikolay Bashlykov, Soumya Batra, Prajjwal Bhargava, Shruti Bhosale, Dan Bikel, Lukas Blecher, Cristian Canton-Ferrer, Moya Chen, Guillem Cucurull, David Esibou,

- Jude Fernandes, Jeremy Fu, Wenyin Fu, Brian Fuller, Cynthia Gao, Vedanuj Goswami, Naman Goyal, Anthony Hartshorn, Saghar Hosseini, Rui Hou, Hakan Inan, Marcin Kardas, Viktor Kerkez, Madian Khabsa, Isabel Kloumann, Artem Korenev, Punit Singh Koura, Marie-Anne Lachaux, Thibaut Lavril, Jenya Lee, Diana Liskovich, Yinghai Lu, Yuning Mao, Xavier Martinet, Todor Mihaylov, Pushkar Mishra, Igor Molybog, Yixin Nie, Andrew Poulton, Jeremy Reizenstein, Rashi Rungta, Kalyan Saladi, Alan Schelten, Ruan Silva, Eric Michael Smith, Ranjan Subramanian, Xiaoqing Ellen Tan, Binh Tang, Ross Taylor, Adina Williams, Jian Xiang Kuan, Puxin Xu, Zheng Yan, Iliyan Zarov, Yuchen Zhang, Angela Fan, Melanie Kambadur, Sharan Narang, Aurélien Rodriguez, Robert Stojnic, Sergey Edunov, and Thomas Scialom. 2023b. [Llama 2: Open foundation and fine-tuned chat models](#). *CoRR*, abs/2307.09288.
- Liang Wang, Nan Yang, Xiaolong Huang, Binxing Jiao, Linjun Yang, Daxin Jiang, Rangan Majumder, and Furu Wei. 2023. [Simlm: Pre-training with representation bottleneck for dense passage retrieval](#). In *Proceedings of the 61st Annual Meeting of the Association for Computational Linguistics (Volume 1: Long Papers), ACL 2023, Toronto, Canada, July 9-14, 2023*, pages 2244–2258. Association for Computational Linguistics.
- Shitao Xiao, Zheng Liu, Peitian Zhang, and Niklas Muennighof. 2023. [C-pack: Packaged resources to advance general chinese embedding](#). *CoRR*, abs/2309.07597.
- Shicheng Xu, Liang Pang, Jiangnan Li, Mo Yu, Fandong Meng, Huawei Shen, Xueqi Cheng, and Jie Zhou. 2023. [Plot retrieval as an assessment of abstract semantic association](#). *CoRR*, abs/2311.01666.
- Ying Xu, Dakuo Wang, Mo Yu, Daniel Ritchie, Bingsheng Yao, Tongshuang Wu, Zheng Zhang, Toby Jiajun Li, Nora Bradford, Branda Sun, Tran Hoang, Yisi Sang, Yufang Hou, Xiaojuan Ma, Diyi Yang, Nanyun Peng, Zhou Yu, and Mark Warschauer. 2022. [Fantastic questions and where to find them: Fairytaleqa - an authentic dataset for narrative comprehension](#). In *Proceedings of the 60th Annual Meeting of the Association for Computational Linguistics (Volume 1: Long Papers), ACL 2022, Dublin, Ireland, May 22-27, 2022*, pages 447–460. Association for Computational Linguistics.
- Yuanmeng Yan, Rumei Li, Sirui Wang, Fuzheng Zhang, Wei Wu, and Weiran Xu. 2021. [Consert: A contrastive framework for self-supervised sentence representation transfer](#). In *Proceedings of the 59th Annual Meeting of the Association for Computational Linguistics and the 11th International Joint Conference on Natural Language Processing, ACL/IJCNLP 2021, (Volume 1: Long Papers), Virtual Event, August 1-6, 2021*, pages 5065–5075. Association for Computational Linguistics.
- Mo Yu, Jiangnan Li, Shunyu Yao, Wenjie Pang, Xiaochen Zhou, Zhou Xiao, Fandong Meng, and Jie Zhou. 2023. [Personality understanding of fictional characters during book reading](#). In *Proceedings of the 61st Annual Meeting of the Association for Computational Linguistics (Volume 1: Long Papers), ACL 2023, Toronto, Canada, July 9-14, 2023*, pages 14784–14802. Association for Computational Linguistics.
- Mo Yu, Yisi Sang, Kangsheng Pu, Zekai Wei, Han Wang, Jing Li, Yue Yu, and Jie Zhou. 2022. [Few-shot character understanding in movies as an assessment to meta-learning of theory-of-mind](#). *arXiv preprint arXiv:2211.04684*.

A Example ChatGPT Prompts

Listwise Prompts The Listwise Prompt guessing top 5 recap snippets is shown in Fig. 4, and Listwise Prompt freely guessing recap snippets is provided in Fig. 5. TV_PRODUCTION_TYPE is set to “TV shows” for GOT and “Animes” for AOT.

Pairwise Prompts The pairwise prompt used by ChatGPT is provided in Fig. 8.

B Implementation Details

For supervised fine-tuning, we train RoBERTa and SBERT for 10 epochs with the learning rate from [1e-5, 3e-5]; batch size of 32; the max length of the snippet from [128, 256]; the linear decay with a warmup rate of 0.1. The alpha factor in the weighted loss is set to 0 for RoBERTa and set to 1 for SBERT (SBERT is highly effected by the data imbalance but RoBERTa can resist it). For LLaMA2 and InternLM2, we tried the standard sampler and weighted over-sampler with the weight computed by the same formula as that used in weighted loss, and we found that LLMs can also resist data imbalance. We use a standard sampler for these LLMs. For LoRA configuration, we set r to 8, set α to 16, and add LoRA to weights in “qkv” with the dropout rate of 0.05. The learning rate for LLMs is set to 3e-4.

For Line2Note training, the training batch size is set to 20 and the evaluating batch size is set to 12. The learning rate is searched from [3e-5, 2e-5, 1e-5, 5e-6, 1e-6]. The max length of the snippet is set to 256. The Line2Note models are trained with 2 epochs.

C Annotation Notes and Interface

We first explain to annotators such a scenario: A reader continues their reading after a long period of time and forgets what has happened before the checkpoint they left a bookmark to. The reader does not want to read the whole previous context again. Please help the reader find recap snippets that are highly plot-related and plot-causal to the snippet where the checkpoint is (target snippet). By reading the recap snippets, the reader can quickly catch up and recall the plot so that they can conveniently continue reading.

According to annotators, some snippets are kind of plot-related to the target snippet by several reasoning hops. For example, in *The Count of Monte Cristo*, the target snippet is about Edmond Datens

getting arrested due to a letter of accusation, where there are two candidate snippets: one is about Danglar jealous about Edmond Datens being selected to the next captain, and the other is about Danglar conspiring with Fernand about framing Edmond. There is an event chain of “Danglar jealous”→“Danglar framing Edmond”→“Edmond arrested”. By two hops, “Danglar jealous” can be a recap snippet to “Edmond arrested” and such cases frequently appear in the context, leading to dozens of recaps. With over number of recaps, recaps will lose their meaning of helping readers quickly recall the plot because they have to read a large range of context. Besides, too many reasoning hops will make annotators hardly reach an agreement as people have different standards of the proper number of reasoning hops. To avoid our annotation becoming opinion-divergent and redundant, we confirm that annotators should only pick up the direct recaps with only one reasoning hop (“Danglar framing Edmond” directly results in “Edmond arrested”).

For each target snippet, if only one candidate snippet is provided to an annotator each time, the annotator needs to repeatedly read a target snippet 60 times. If giving all candidate snippets to the annotator, it will be too boring and burdensome for them. Therefore, each time, we provide 3 candidate snippets to the annotator for a target snippet. The annotating interface is shown in Fig. 9. In the interface, we additionally provide the chapter where the target snippet is and the brief summaries of the chapter and several chapters before it. The information can help annotators locate the snippet and quickly realize the plot. To further reduce the difficulty of the annotation, we use ChatGPT to summarize the content of the snippet. These summaries can be useful for annotators if the snippet is too abstract or has too many complicated character names (foreign names translated into Chinese will be very long and hard for Chinese to remember). Nonetheless, we emphasize to annotators to mainly read the snippet to avoid ChatGPT’s error. As for the possible choices, the annotators can choose *Definitely Is*, *Presumably Is*, and *Is Not*, in which *Definitely Is* and *Presumably Is* stand for “YES” and *Is Not* stands for “NO”. *Presumably Is* snippets are those recap snippets not that strongly confirmed by annotators but still plot-related and causal-related (usually those snippets not in the main plot but in sub-plots and sub-arcs).

[SYSTEM]
You are an expert on reading and understanding **TV_PRODUCTION_TYPE** stories.
You will be performing certain analysis on given story snippets.

[USER]
You are an expert on reading and analyzing a wide variety of stories of "**TV_PRODUCTION_TYPE**". Give you a target story snippet related to the event "**EVENT_NAME**" from "**TV_PRODUCTION_NAME**". Suppose you are reading the target story snippet as follows:
[Target snippet]
{{target_snippet}}

You are hoping to understand its important background or prelude information.
Please determine which of the following previous snippets from the same story provide the most relevant background or prelude information as a recap, where each previous snippet is identified by a number mark:
[Previous snippets]
(1) **candidate snippet 1**
(2) **candidate snippet 2**
...
(n) **candidate snippet n**

You can pick up to 5 snippets from the previous snippets as recaps revolving around the event "**EVENT_NAME**" for the target snippet. For each picked recap snippet, per line, you should firstly guess the number mark of it and then provide your explanation of why you select it as a recap in the format of ({number}) - {explanation}. Please do not copy the whole original text of the picked snippet.

Figure 4: Listwise top5 guessing prompt for *TV Productions*.

[SYSTEM]
You are an expert on reading and understanding **TV_PRODUCTION_TYPE** stories.
You will be performing certain analysis on given story snippets.

[USER]
You are an expert on reading and analyzing a wide variety of stories of "**TV_PRODUCTION_TYPE**". Give you a target story snippet related to the event "**EVENT_NAME**" from "**TV_SHOW_NAME**". Suppose you are reading the target story snippet as follows:
[Target snippet]
{{target_snippet}}

You are hoping to understand its important background or prelude information.
Please determine which of the following previous snippets from the same story provide the relevant background or prelude information as a recap, where each previous snippet is identified by a number mark:
[Previous snippets]
(1) **candidate snippet 1**
(2) **candidate snippet 2**
...
(n) **candidate snippet n**

Your goal is to pick up all the snippets that can act as recaps for the target snippet from previous snippets, revolving around the event "**EVENT_NAME**" for the target snippet. For each picked recap snippet, per line, you should firstly guess the number mark of it and then provide your brief explanation of why you select it as a recap in the format of ({number}) - {explanation}. Please do not copy the whole original text of the picked snippet.

Figure 5: Listwise freely guessing prompt for *TV Productions*.

[SYSTEM]
You are an expert on reading and understanding book stories. You will be performing certain analysis on given story snippets.

[USER]
You are an expert on reading and analyzing a wide variety of stories of fictions. Give you a target story snippet from "**BOOK_NAME**". Suppose you are reading the target story snippet as follows:
[Target snippet]
{{target snippet}}

You are hoping to understand its important background or prelude information. Please determine which of the following previous snippets from the same story provide the most relevant background or prelude information as a recap, where each previous snippet is identified by a number mark:
[Previous snippets]
(1) **candidate snippet 1**
(2) **candidate snippet 2**
...
(n) **candidate snippet n**

You can pick up to 5 snippets from the previous snippets as recaps for the target snippet. For each picked recap snippet, per line, you should firstly guess the number mark of it and then provide your explanation of why you select it as a recap in the format of **({number}) - {explanation}**. Please do not copy the whole original text of the picked snippet.

Figure 6: Listwise top5 guessing prompt for *books*.

[SYSTEM]
You are an expert on reading and understanding book stories. You will be performing certain analysis on given story snippets.

[USER]
You are an expert on reading and analyzing a wide variety of stories of fictions. Give you a target story snippet from **BOOK_NAME**. Suppose you are reading the target story snippet as follows:
[Target snippet]
{{target snippet}}

You are hoping to understand its important background or prelude information. Please determine which of the following previous snippets from the same story provide the relevant background or prelude information as a recap, where each previous snippet is identified by a number mark:
[Previous snippets]
(1) **candidate snippet 1**
(2) **candidate snippet 2**
...
(n) **candidate snippet n**

Your goal is to pick up all the snippets that can act as recaps for the target snippet. For each picked recap snippet, per line, you should firstly guess the number mark of it and then provide your brief explanation of why you select it as a recap in the format of **({number}) - {explanation}**. Please do not copy the whole original text of the picked snippet.

Figure 7: Listwise freely guessing prompt for *books*.

[SYSTEM]
Please assess whether the content of the candidate segment helps you understand the content of the target segment.

[USER]
Please determine whether the candidate segment contributes to the understanding and reading of the target segment. Candidate segments are generally helpful to readers in understanding the target segment when there is a strong connection between them, especially if there is an event or causal relationship between them. First, I will provide you with the candidate segment, and then I will give you the target segment. Please assess whether the content of the candidate segment helps you read and understand the target segment.

Please read the following candidate segment from the former context :
[Candidate segment]
 {{ candidate segment }}

Please read the following target segment:
[Target segment]
 {{ target segment }}

Please assess whether the content of the candidate segment helps you understand the content of the target segment. Please analyze and explain your determination first, then answer Yes/No at the end. The response format should be in the format like: "Explanation Yes/No".

Figure 8: Pairwise prompt.

当前片段所在章节: 第28章 监狱档案 <i>The chapter where the target snippet is at: Chapter-28 The Prison Register</i>	
章节简要介绍 <i>The brief summaries of the chapter where the target snippet is at and several chapter before it</i>	
25. 【陌生人】唐戴斯打造暗柜运走了宝藏, 回到了老家马赛, 样貌全变的他, 是这个城镇的陌生人。 26. 【加尔桥客栈】唐戴斯化身神甫, 找到了夕邻唐卡德鲁斯开的间客栈, 以唐戴斯的朋友的身份套卡德鲁斯的话, 得到了父亲已走、梅塞苔丝已嫁给费尔南的事实, 在钻石的诱惑下, 夫妇俩决定告诉他所有的事实。 27. 【往事】当时被捕后, 父亲心灰意冷, 在肠胃炎要禁食的辅助下, 父亲饿死了自己; 船主人莫雷尔破产, 唐格拉尔娶了银行家的女儿、封官进爵; 费尔南入伍后为国立功, 得到了军勋, 梅塞苔丝在面队生命中两个重要男人的失而复得后, 嫁给了费尔南; 维尔福离开马赛后一样是功名成就。 28. 【监狱档案】监狱对唐戴斯越狱事件的处理: 以死亡之名进入档案。	
当前片段 <i>Target snippet</i>	当前片段参考 <i>Summary generated by ChatGPT</i>
"不, 按二十万法郎原价收进, "英国人笑着说, "我们的公司不做那种缺德事。""以什么方式结账? ""现金。"说着, 英国人从口袋里掏出一叠现钞, 看来有德·博维尔先生担心损失的数额的两倍。一丝欣喜的表情掠过德·博维尔先生的脸, 但他还是尽力克制住自己, 说: "先生, 我得提醒您, 按照目前情况来看, 您至多只能收回本金百分之六的款项。""这不关我的事, "英国人说, "这是汤姆森—弗伦奇公司的事, 我只是受人之托。也许他们是想促使竞争对手早日破产吧。给我的指令, 就是用现金支付, 收购您的全部投资。您转个账就行了。至于我, 我只要求支取一笔佣金。""当然, 先生, 这完全是应该的!"	在《基督山伯爵》中, 英国人以高价收购德·博维尔的投资, 但德·博维尔提醒他只能收回本金的百分之六。然而, 英国人表示这不关他的事, 他只是代表汤姆森—弗伦奇公司行事, 并要求用现金支付并转账。最后, 英国人答应支付佣金。
以下是候选前提摘要片段:	
候选前提摘要1 <i>Candidate recap snippet 1</i>	候选前提摘要1参考 <i>Summary generated by ChatGPT</i>
"费尔南快活多了, 但心里仍不踏实。那时候, 我还常看见他, 他总是担心埃德蒙会突然回来。因此, 他决定搬家, 带着梅塞苔丝远走高飞。留在加泰罗尼亚村太危险, 勾起回忆的东西也太多。"婚后一个星期, 他们就走了。""后来您见过梅塞苔丝吗?"教士问。"见过。西班牙战争期间, 费尔南去了西班牙, 把她留在佩皮尼昂。我在那儿见到她的时候, 她正一心在教育儿子。"教士打了个冷战。"儿子?"他问。"是的, "卡德鲁斯说, "小阿尔贝。"	费尔南为了逃避埃德蒙的回归, 决定搬家并带着梅塞苔丝离开加泰罗尼亚村。在西班牙战争期间, 费尔南去了西班牙, 而梅塞苔丝留在佩皮尼昂, 专心教育他们的儿子阿尔贝。
<input type="radio"/> 确定是 <input type="radio"/> 有可能是 <input checked="" type="radio"/> 不是 Definitely is Presumably is Is not	
Candidate recap snippet 2	Summary generated by ChatGPT
<input type="radio"/> 确定是 <input type="radio"/> 有可能是 <input checked="" type="radio"/> 不是	
Candidate recap snippet 3	Summary generated by ChatGPT
<input type="radio"/> 确定是 <input type="radio"/> 有可能是 <input checked="" type="radio"/> 不是	

Figure 9: The annotating interface for annotators.

D Recaps Obtained from Events for TV Productions

The process of automatic recap snippet label construction is illustrated in Fig. 10.

We mentioned we utilize SBERT to simply align event paragraphs with synopsis paragraphs instead of using vecalign and GNAT. The reason for this is that vecalign is not good at the imbalanced cases where a paragraph needs to find its corresponding paragraphs from a list of paragraphs (1-to-n alignment, vecalign is good at n-to-n alignment). GNAT is said to be good at imbalanced alignment, but we tried it and found that it is even worse than vecalign.

To make the process of getting recaps from events clearer, we answer several questions below:

Q1: How many events are involved in GOT and AOT?

We get 66 events from *Game of Thrones* and 11 events from *Attack on Titan*. The detailed event names can be viewed in Tab. 9.

Q2: Are there any synopsis paragraphs acting as target snippets in several events?

The answer is yes. There are some target snippets in GOT and AOT appearing in more than one event. 13 out of 204 target snippets appear in more than one event in GOT. 11 out of 194 target snippets appear in more than one event in AOT. To this end, all of our experiments with GOT and AOT add the event name to remind models of which event the target snippet is at. As for the ablation study on the event name in Section 6.2 *The Effect of Event Names*, we present the results only on those target snippets belonging to only one event (191/204 for GOT and 183/194 for AOT).

E The full Recall, Precision, F1 scores

The Recall, Precision, and F1 scores on English and Chinese evaluation data are shown in Tab. 6 and Tab. 7. When predicting the recap snippets freely, ChatGPT can achieve better results compared to picking up the top 5 recap snippets, which indicates that ChatGPT is not good at being a ranker for recap identification. As seen from these tables, models tend to achieve higher Recall scores than Precision scores, which means that models prefer to predict a lot of candidate snippets as recaps. It may bring the problem of raising the number of predicted recaps to achieve a higher Recall score to reconcile the F1 score.

From the tables, we also can see that fine-tuned LLMs can be better predictors than others, which aligns with our findings in Tab. 2 and 3. Access to more training data or adapting unsupervised training on LLMs can be a possible solution.

F The Training of Line2Note

The accuracy scores and HIT@1 scores of untrained RoBERTa, SBERT, and fine-tuned RoBERTa, SBERT are shown in Tab. 8. RoBERTa can achieve better performance than SBERT after Line@Note training, which can further indicate that SBERT’s ability of sentence similarity computing is hurt by plot-related fine-tuning. This also indicates that snippets’ plot association is more than just similarity computing.

G More Illustrations of the Effect of Distance

The performance of models on TCOMC, GOT, and AOT with more snippets considered as candidate snippets along the increasing distance is shown in Fig. 11.

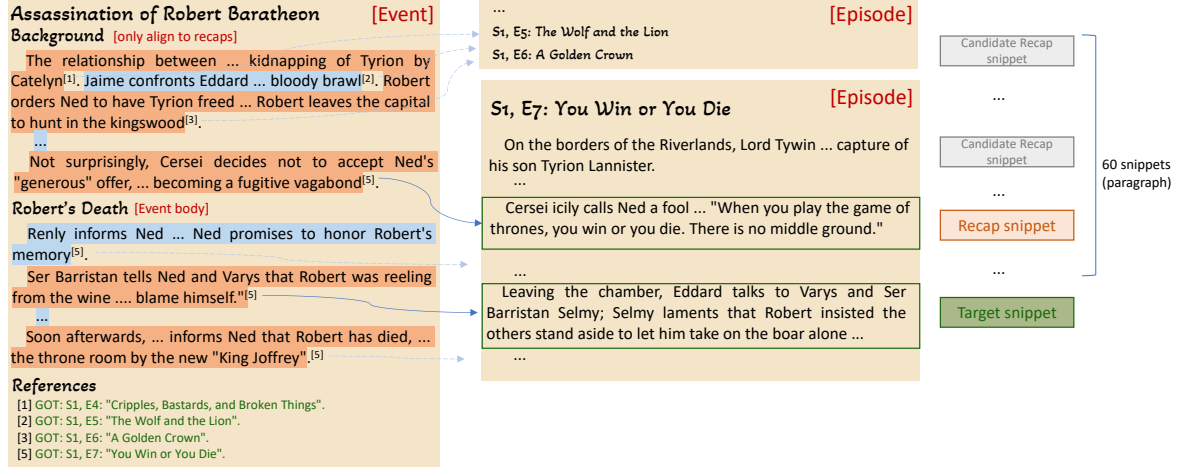


Figure 10: The process of automatic recap snippet label construction for GOT and AOT. We utilize the episode reference citing paragraphs or sentence groups to align with the paragraphs of the cited episodes.

	Notre-Dame de Paris			Demi-Gods & Semi-Deviils			The Count of Monte Cristo			Game of Thrones			Attack on Titan			Avg.
	R	P	F1	R	P	F1	R	P	F1	R	P	F1	R	P	F1	
<i>zero-shot</i>																
Select-All	100.0	9.39	17.17	100.0	12.75	22.62	100.0	20.44	33.94	100.0	8.18	15.12	100.0	18.47	31.18	24.01
ChatGPT Listwise	15.78	10.66	12.72	15.06	13.43	14.20	24.56	22.61	23.55	34.14	29.81	31.83	25.55	27.59	26.53	21.77
+ Char-Filter	20.74	21.05	20.89	20.67	16.76	18.51	30.29	43.82	35.82	34.30	39.82	39.82	22.08	34.20	26.83	28.37
<i>fine-tune</i>																
Roberta Pw	33.78	16.02	21.73	39.04	18.18	24.81	27.74	31.43	29.47	52.22	16.11	24.62	22.46	36.83	27.90	25.71
SBERT Pw	54.98	12.90	20.90	76.73	13.66	23.19	51.85	22.39	31.27	42.67	18.17	25.49	37.55	32.33	34.75	27.12
Llama2Lora Pw	44.19	28.43	34.60	51.59	33.39	40.54	45.27	59.52	51.43	49.68	43.10	46.16	55.52	34.57	42.61	43.07

Table 6: Recall, Precision, F1 scores of different methods on the English evaluation data of RECIDENT.

	Notre-Dame de Paris			Demi-Gods & Semi-Deviils			The Count of Monte Cristo			Avg.
	R	P	F1	R	P	F1	R	P	F1	
<i>zero-shot</i>										
Select-All	100.0	9.39	17.17	100.0	12.75	22.62	100.0	20.44	33.94	24.58
ChatGPT Listwise	15.11	9.31	11.52	15.13	20.79	17.52	24.90	22.48	23.63	17.56
+ Char-Filter	21.26	24.41	22.73	26.35	18.64	21.88	25.88	37.62	30.67	25.09
<i>fine-tune</i>										
Roberta Pw	48.39	17.48	25.68	42.28	20.07	27.22	29.83	33.72	31.66	28.19
SBERT Pw	51.88	12.60	20.28	53.94	15.20	24.20	58.62	22.19	32.19	25.56
InternLM2 Pw	66.83	22.61	33.79	44.77	39.52	41.98	55.53	59.96	57.66	44.48
Human Performance*	67.62	51.67	58.13	58.56	64.10	60.82	85.39	65.10	73.88	64.38

Table 7: Recall, Precision, F1 scores of different methods on the Chinese evaluation data of RECIDENT.

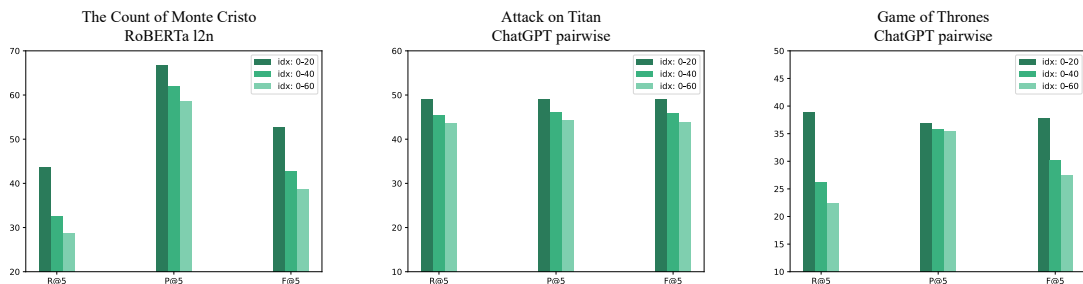


Figure 11: The performance of SBERT 12n and ChatGPT pairwise when only considering the nearest 20/40/60 snippets on TCOMC, GOT, and AOT.

Method		Dev		Test	
		ACC	HIT@1	ACC	HIT@1
12n	RoBERTa vanilla	8.66	10.54	8.93	11.61
	SBERT vanilla	8.62	10.18	9.10	11.39
	RoBERTa	47.76	57.99	44.71	57.49
	SBERT	43.53	53.05	39.47	50.90

Table 8: Accuracy scores and HIT@1 scores of PLMs and them further unsupervised Line2Note fine-tuned on our collected reader notes.

Game of Thrones	Attack on Titan
<i>Assassination of Jon Arryn</i>	<i>Fall of Wall Maria (Anime)</i>
<i>Assassination of Robert Baratheon</i>	<i>Struggle for Trost</i>
<i>Battle in the hills below the Golden Tooth</i>	<i>Assault on Stohess</i>
<i>Battle of Whispering Wood</i>	<i>Wall Rose invasion (Anime)</i>
<i>Battle on the Green Fork</i>	<i>57th Exterior Scouting Mission (Anime)</i>
<i>Execution of Eddard Stark</i>	<i>Coup d'état (Anime)</i>
<i>First trial by combat of Tyrion Lannister</i>	<i>Great Titan War (Anime)</i>
<i>Massacre in the Red Keep</i>	<i>Marley Mid-East War (Anime)</i>
<i>Skirmish at Littlefinger's brothel</i>	<i>Raid on Liberio (Anime)</i>
<i>Assassination of Renly Baratheon</i>	<i>Battle of Shiganshina District (Anime)</i>
<i>Attack on Deepwood Motte</i>	<i>Rumbling (Anime)</i>
<i>Battle at the Yellow Fork</i>	
<i>Battle of the Blackwater</i>	
<i>Battle of the Fords</i>	
<i>Capture of Winterfell</i>	
<i>Fight at the Fist</i>	
<i>Fight at the holdfast</i>	
<i>Massacre in King's Landing</i>	
<i>Riots in King's Landing</i>	
<i>Sack of Winterfell</i>	
<i>Surrender of the Crag</i>	
<i>Taking of Ashemark</i>	
<i>Battle in Yunkai</i>	
<i>Fall of Astapor</i>	
<i>Fall of Harrenhal</i>	
<i>Leech ritual</i>	
<i>Mutiny at Craster's Keep</i>	
<i>Red Wedding</i>	
<i>Assassinations in the Tower of the Hand</i>	
<i>Battle for the Wall</i>	
<i>Brawl in a tavern in the Riverlands</i>	
<i>Purple Wedding</i>	
<i>Raid on Craster's Keep</i>	
<i>Sack of Mole's Town</i>	
<i>Second trial by combat of Tyrion Lannister</i>	
<i>Siege of Moat Cailin</i>	
<i>Assassination of Myrcella Baratheon</i>	
<i>Confrontation in the Water Gardens</i>	
<i>Mutiny at Castle Black</i>	
<i>Assassination of Balon Greyjoy</i>	
<i>Assassinations at the Twins</i>	
<i>Assassinations at Winterfell</i>	
<i>Battle at the cave of the Three-Eyed Raven</i>	
<i>Battle of the Bastards</i>	
<i>Coup in Dorne</i>	
<i>Fight by Deepwood Motte</i>	
<i>Massacre of the Khalar Vezhven</i>	
<i>Second siege of Riverrun</i>	
<i>Siege of Astapor</i>	
<i>Standoff at the Great Sept of Baelor</i>	
<i>Taking of Riverrun</i>	
<i>Assault on the Targaryen fleet</i>	
<i>Battle of the Goldroad</i>	
<i>Breaching of the Wall</i>	
<i>Dragonpit Summit</i>	
<i>Fall of Casterly Rock</i>	
<i>Sack of Highgarden</i>	
<i>Trial of Petyr Baelish</i>	
<i>Wight hunt</i>	
<i>Assassination of Daenerys Targaryen</i>	
<i>Battle at Dragonstone</i>	
<i>Battle of King's Landing</i>	
<i>Battle of Winterfell</i>	
<i>Fall of Last Hearth</i>	
<i>Rescue of Yara Greyjoy</i>	
<i>Retaking of the Iron Islands</i>	

Table 9: Event name lists of GOT and AOT.