

Resampling methods for private statistical inference

Karan Chadha
Stanford University

John Duchi
Stanford University

Rohith Kuditipudi
Stanford University

February 13, 2024

Abstract

We consider the task of constructing confidence intervals with differential privacy. We propose two private variants of the non-parametric bootstrap, which privately compute the median of the results of multiple “little” bootstraps run on partitions of the data and give asymptotic bounds on the coverage error of the resulting confidence intervals. For a fixed differential privacy parameter ϵ , our methods enjoy the same error rates as that of the non-private bootstrap to within logarithmic factors in the sample size n . We empirically validate the performance of our methods for mean estimation, median estimation, and logistic regression with both real and synthetic data. Our methods achieve similar coverage accuracy to existing methods (and non-private baselines) while providing notably shorter ($\gtrsim 10$ times) confidence intervals than previous approaches.

1 Introduction

Releasing statistics using sensitive data can hurt the privacy of individuals contributing to the data (Narayanan and Shmatikov, 2008; Dick et al., 2023). Differential privacy (Dwork et al., 2006) is now a widely accepted solution for performing statistical analysis while protecting sensitive data. In the years since its release, researchers have made considerable progress in the development of differentially private estimators for a range of statistical problems such as mean estimation, median estimation, logistic regression (Asi and Duchi, 2020; Chaudhuri et al., 2011). However, deriving a conclusion from a single point estimate—whether an empirical mean or a classifier prediction—without any consideration of uncertainty can lead to faulty, inaccurate decision-making (Gelman and Loken, 2013). To have any hope of making private statistical tools broadly applicable, we must build the requisite inferential tools. Constructing confidence intervals around a give point estimate is the most basic inferential task. We therefore develop tools to do so for a broad class of statistics of interest with differential privacy.

Given a dataset $X_{1:n} \in \mathcal{X}^n$ sampled i.i.d. from a population distribution $P \in \mathcal{P}$, and a parameter $\theta(P) \in \mathbb{R}$ of interest, we wish to construct an asymptotically correct confidence interval $C_\alpha(X_{1:n}) \subset \mathbb{R}$ for $\theta(P)$, i.e., an interval satisfying $\lim_{n \rightarrow \infty} \mathbb{P}(\theta(P) \in C_\alpha(X_{1:n})) = 1 - \alpha$. In the statistical inference literature, a number of methods give such valid confidence intervals in the classical scenarios in which asymptotic normality appears (Lehmann, 1999; Lehmann and Romano, 2005); we focus on the two most prevalent methods for their broad applicability and ease of use (Hall, 1992; Shao and Tu, 1995). Each relies on an estimate $\hat{\theta}_n$ of θ , and then approximates the distribution of the *centered statistic* $\hat{U}_n := \sqrt{n}(\theta - \hat{\theta}_n)$. We consider (i) the *percentile method*, which approximates the distribution of \hat{U}_n using resampling (the unstudentized bootstrap) and (ii) *normal approximation*, which approximates the distribution of \hat{U}_n by a normal distribution. In this work, we develop private versions of these two methods.

Of central concern is the accuracy of the confidence set. We say C_α is ℓ th order accurate if $|\mathbb{P}(\theta(P) \in C_\alpha(X_{1:n})) - (1 - \alpha)| = O(n^{-\ell/2})$. For general confidence intervals, both the *normal approximation* and *percentile* methods are first order accurate, although they may satisfy higher order accuracy for special classes of intervals. In this work, we provide the first theoretical analysis of the asymptotic accuracies of the private versions of these methods and show that they match the accuracies of the non-private methods to within logarithmic factors in the sample size n in the regime where the differential privacy parameter ε is constant.

Our methods build on the Sample-Aggregate framework (Nissim et al., 2007), in which we privately aggregate the results of many “little” bootstraps (bootstrap run on a partition of the data) via their median. We show that the results of each of the little bootstraps are concentrated around the true value (in Section 4) and use the strong error guarantees of the private median algorithm on concentrated input to derive matching error rates to the non-private case upto logarithmic factors. Our contributions:

- We propose private variants of the unstudentized non-parametric bootstrap: one to construct private confidence intervals via the percentile method (Algorithm 3, **BLBquant**) and the other to estimate the variance of an estimator (Algorithm 4, **BLBvar**), which can be used to construct confidence intervals using the normal approximation. We show that both our methods enjoy the same asymptotic rates in coverage error as those of the non-private bootstrap up to logarithmic factors in the sample size.
- We show consistency of the bootstrap for (reasonably) accurate private estimators, proving bounds on the coverage error rates that highlight the dependence on the privacy budget used to estimate the parameter itself.
- We study the performance of our methods on both synthetic and real-world datasets and compare it to a non-private baseline and GVDP (Covington et al., 2021). While both our proposed methods and GVDP give close to the desired coverage, the median width of the intervals output by either of our methods are less than 1.15x the non-private baseline whereas those output by GVDP are at least 10x the baseline.

1.1 Related Work

Whereas the principal focus of much early work on differential privacy was on the design and analysis of algorithms for privately querying data and constructing sample statistics, in recent years a growing body of work has sought to marry differential privacy and statistical inference. Notably, Smith (2011) shows that a large class of (asymptotically normal) statistical estimators admit private counterparts that asymptotically converge to the same Gaussian distribution. Perhaps motivated by this phenomenon, much of the emphasis of existing work on differentially private confidence sets has been on private mechanisms for covariance estimation—e.g., for univariate Gaussian (Karwa and Vadhan, 2017), multivariate sub-Gaussian (Biswas et al., 2020); for private empirical risk minimization (Avella-Medina et al., 2021; Wang et al., 2018);—so that the normal approximation may then be applied to construct confidence intervals. Besides the normal approximation, there is also work that studies confidence intervals for specific problems. Sheffet (2017); Alabi et al. (2022); Alabi and Vadhan (2022) study differentially private linear regression and hypothesis testing for presence of linear relationships. Drechsler et al. (2021) benchmark different methods for constructing differentially private confidence intervals for the median.

There is a lack of non-parametric, fully data-driven mechanisms to generate private confidence intervals for a broad class of estimators. Ferrando et al. (2022) propose mechanisms for privatizing

the parametric bootstrap, but do not provide quantitative error bounds, and their approach relies on parametric nature of data generating distributions. Evans et al. (2021) and Covington et al. (2021) propose algorithms similar to ours for estimating the covariance of any estimator, wherein they aggregate results of little bootstraps by clipping and adding noise or by using CoinPress (Biswas et al., 2020). However, they do not provide higher order accuracy results.

2 Preliminaries and Notation

Consider the parameter of interest $\theta(P) \in \mathbb{R}$ (we use $\theta(P)$ and θ interchangeably); for instance, a single parameter from a multiparameter model like logistic regression.¹ We define $\widehat{U}_n := \sqrt{n}(\theta - \widehat{\theta}_n)$ as the *centered statistic* for the estimator $\widehat{\theta}_n$ and assume that \widehat{U}_n is asymptotically normal, i.e. $\sigma(\widehat{\theta})^{-1}\widehat{U}_n \xrightarrow{d} Z$ where Z is the standard normal random variable, \xrightarrow{d} denotes convergence in distribution and $\sigma^2(\widehat{\theta})$ denotes the variance of \widehat{U}_n . Our goal is to calculate asymptotically correct α -level confidence intervals that include the true parameter θ with probability $1 - \alpha$.

Definition 1. (Adapted from Shao (2003, Sec. 7.3)) An asymptotically *correct* confidence interval for significance level $(1 - \alpha)$ is a (possibly randomized) set C_α where, for all $P \in \mathcal{P}$,

$$\liminf_{n \rightarrow \infty} \mathbb{P}(\theta \in C_\alpha(X_{1:n}) \mid P) = 1 - \alpha,$$

where the probability is taken over observations drawn i.i.d. from the distribution P and over any randomness in constructing C_α .

Let $q_\beta(X) = \inf\{t \in \mathbb{R} \mid \mathbb{P}_X((-\infty, t]) \geq \beta\}$ denote the β -quantile of P_X , the distribution of X . Then, we consider the following two non-private methods to construct confidence intervals:

- **Percentile method:** $C_\alpha = \left[\widehat{\theta}_n + \frac{\widehat{q}_l(\widehat{U}_n)}{\sqrt{n}}, \widehat{\theta}_n + \frac{\widehat{q}_h(\widehat{U}_n)}{\sqrt{n}} \right]$, where $\widehat{q}_l(\widehat{U}_n), \widehat{q}_h(\widehat{U}_n)$ are bootstrapped estimates (BOOTcdf, Algorithm 5 in Appendix A) of the true quantiles $q_l(\widehat{U}_n), q_h(\widehat{U}_n)$.
- **Normal Approximation:** $C_\alpha = \left[\widehat{\theta}_n + \widehat{\sigma}(\widehat{\theta}) \frac{q_l(Z)}{\sqrt{n}}, \widehat{\theta}_n + \widehat{\sigma}(\widehat{\theta}) \frac{q_h(Z)}{\sqrt{n}} \right]$, where, in the absence of a closed-form variance estimator, we can use bootstrap (BOOTvar, Algorithm 6 in Appendix A) to estimate $\widehat{\sigma}(\widehat{\theta})$.

The non-parametric bootstrap samples with replacement from the input dataset $X_{1:n}$ to get $X_{1:n}^* := (X_1^*, \dots, X_n^*)$, and evaluates an empirical estimate of \widehat{U}_n as $\widehat{U}_n^* := \sqrt{n}(\theta(\widehat{P}_n) - \widehat{\theta}_n^*)$. We can obtain a good estimate of the distribution of \widehat{U}_n^* and in-turn that of \widehat{U}_n by resampling $X_{1:n}^*$ sufficiently many times, and can also use these resamples to obtain a bootstrap estimate of the variance of \widehat{U}_n .

Lastly, we use the following standard definition of DP.

Definition 2 (Dwork et al. (2006)). For ε , a mechanism $M : \mathcal{X}^n \rightarrow \mathcal{O}$ is ε differentially private (ε -DP) if for any measurable $O \in \mathcal{O}$ and $X, X' \in \mathcal{X}^n$ that differ in at most one element we have

$$\mathbb{P}(M(X) \in O) \leq e^\varepsilon \cdot \mathbb{P}(M(X') \in O).$$

Notation. We use $[k]$ to denote the set of integers $\{1, \dots, k\}$, $y_{1:s}$ to denote the tuple (y_1, \dots, y_s) and $y(1:T)$ to denote the tuple $(y(1), \dots, y(T))$. We let $x_{(k)}$ denote the k^{th} order statistic of the data x_1, \dots, x_n . For any statistic μ , we use $\widehat{\mu}$ to denote a non-private estimator and $\widetilde{\mu}$ to denote a private estimator. We use C_P to denote a distribution dependent constant in many of our results, although the exact constant may be different across results.

¹Our methods and results can be easily extended to the multiple dimensions for box-shaped confidence sets.

3 Private Confidence Intervals

To construct confidence intervals with DP, we replace each term in both the percentile method and the normal approximation by its private counterpart. Let $\tilde{\theta}_n$ denote a private estimator of θ , $\tilde{\sigma}^2(\tilde{\theta})$ denote a private estimator of the variance of the private centered statistic $\tilde{U}_n := \sqrt{n}(\theta - \tilde{\theta}_n)$. Given a total privacy budget ε_{tot} , we divide it into ε_θ , ε_σ and ε_q for calculating the private estimators $\tilde{\theta}_n$, $\tilde{\sigma}(\tilde{\theta})$ and $(\tilde{q}_l(\tilde{U}_n), \tilde{q}_h(\tilde{U}_n))$, respectively. We now describe the private variants of the confidence intervals we use:

- **Private percentile method** ($\varepsilon_\sigma = 0$): $C_\alpha = \left[\tilde{\theta}_n + \frac{\tilde{q}_l(\tilde{U}_n)}{\sqrt{n}}, \tilde{\theta}_n + \frac{\tilde{q}_h(\tilde{U}_n)}{\sqrt{n}} \right]$, where we use **BLBquant** to get private estimates $\tilde{q}_l(\tilde{U}_n), \tilde{q}_h(\tilde{U}_n)$ of the true quantiles $q_l(\tilde{U}_n), q_h(\tilde{U}_n)$.
- **Private Normal approximation** ($\varepsilon_q = 0$): $C_\alpha = \left[\tilde{\theta} + \tilde{\sigma}(\tilde{\theta}) \frac{q_l(Z)}{\sqrt{n}}, \tilde{\theta} + \tilde{\sigma}(\tilde{\theta}) \frac{q_h(Z)}{\sqrt{n}} \right]$, where we use **BLBvar** to get private estimates $\tilde{\sigma}^2(\tilde{\theta})$ of the true variance $\sigma^2(\tilde{\theta})$.

Note that the confidence intervals in both the methods above differ from the non-private case in that we use private estimators $\tilde{\theta}_n$ (instead of $\hat{\theta}_n$) to center the interval, and we privately (instead of non-privately) estimate the distribution of \tilde{U}_n (instead of \hat{U}_n) to estimate the quantiles or the variance. We work in the setting where the private point estimator $\tilde{\theta}_n$ is given.

In the remainder of this section, we describe algorithms for constructing private confidence intervals using the percentile method (Section 3.1) by estimating the quantiles and using the normal approximation (Section 3.2) by estimating the variance. Both algorithms use the bag of little bootstraps (BLB) framework (Kleiner et al. (2014)) to generate s estimates and use noisy median mechanisms to aggregate them. We also prove privacy and accuracy guarantees for both the algorithms under assumptions on the performance of the non-private bootstrap on private statistics and validate these assumptions in Section 4. Table 1 summarizes the higher order accuracy results for both methods using results from this section and Section 4. As is standard in bootstrap analysis, we ignore the errors due to monte carlo simulation. Proofs for all results in this section are in Appendix C.

	Normal	Percentile
Nonprivate	$O\left(\frac{1}{\sqrt{n}}\right)$	$O\left(\frac{1}{\sqrt{n}}\right)$
Private	$\tilde{O}\left(\frac{1}{\sqrt{n\varepsilon_\sigma}} + \frac{1}{\varepsilon_\theta\sqrt{n}}\right)$	$\tilde{O}\left(\frac{1}{\sqrt{n\varepsilon_q}} + \frac{1}{\varepsilon_\theta\sqrt{n}}\right)$

Table 1: Coverage errors for confidence intervals. For the private algorithms, only the additional private error terms are reported and lower order terms independent of ε are ignored. The \tilde{O} notation hides logarithmic factors in n . Proof of these rates using all results in this paper are in Appendix E.

3.1 Private percentile method

To construct confidence intervals with the private percentile method, we propose an algorithm (**BLBquant**) which privately estimates quantiles of \tilde{U}_n such that $\mathbb{P}(\tilde{U}_n \in [\tilde{q}_l(\tilde{U}_n), \tilde{q}_h(\tilde{U}_n)]) \approx 1 - \alpha$. It uses a sequence of candidate sets of increasing sizes and outputs the first set with estimated coverage above $1 - \alpha$. To find such a set, we propose a variant of the classical Above Threshold algorithm (Dwork and Roth, 2014, Chap. 3) called **ABOVETMedian** as a subroutine, which we may be of independent interest.

Algorithm 1: Noisy Median
(NoisyMed)

Input : data $x_{1:s}$
Noise : $\xi_0, \xi \in \mathbb{R}$

- 1 **if** $\lfloor \xi_0 + \xi \rfloor < 1$ **then**
- 2 | $\hat{m} \leftarrow 0$
- 3 **else if** $\lfloor \xi_0 + \xi \rfloor > s$ **then**
- 4 | $\hat{m} \leftarrow 1$
- 5 **else**
- 6 | $\hat{m} \leftarrow x_{(\lfloor \xi_0 + \xi \rfloor)}$
- 7 **return** \hat{m}

Algorithm 2: Modified Above
Threshold (**ABOVETMedian**)

Input : data $\{x_i(t)\}_{i \in [s], t \in [T]}$,
threshold value v
Noise : $\xi_0 \in \mathbb{R}, \xi_{1:T} \in \mathbb{R}^T$

- 1 **for** $t \in [T]$ **do**
- 2 | $\hat{m}_t \leftarrow \text{NoisyMed}(x_{1:s}(t); \xi_0, \xi_t)$
- 3 | **if** $\hat{m}_t \geq v$ **then**
- 4 | | **return** t
- 5 **return** \perp

Given an input sequence of T vector queries $\{x(t)\}_{t \in [T]}$ such that $x(t) \in \mathbb{R}^s$, **ABOVETMedian** (Algorithm 2) finds the index of the first query whose noisy median exceeds a threshold $v \in (0, 1)$, or \perp if no such query exists. It uses a noisy median estimation mechanism (**NoisyMed**, Algorithm 1) as a subroutine, which returns the $\lfloor \xi_0 + \xi \rfloor^{\text{th}}$ order statistic of the data where ξ_0 and ξ are noisy scalars chosen so that **ABOVETMedian** satisfies ϵ -DP and $\mathbb{E}[\xi_0 + \xi] = \frac{s}{2}$. Although **NoisyMed** itself is not differentially private for any choice of noise parameters, we show in Proposition 1 that **ABOVETMedian** satisfies ϵ -DP.

Proposition 1. *Let $v \in (0, 1)$ and $x, x' \in \mathbb{R}^{T \times s}$ satisfy $d_{\text{Ham}}(x_t, x'_t) \leq 1$ for all $t \in [T]$. Let $\xi_0 \sim \text{Lap}(s/2, 2/\epsilon)$ and $\xi_{1:T} \stackrel{i.i.d.}{\sim} \text{Lap}(0, 4/\epsilon)$. Then **ABOVETMedian**($x, v; \xi$) satisfies ϵ -DP.*

Next, we present a ϵ_q -DP algorithm (**BLBquant**, Algorithm 3²) which uses a sequence of sets of increasing sizes ($I_{1:T}$) as an input, and outputs the first set in this sequence which has coverage probability at least $1 - \alpha$. Given input data $X_{1:n}$, it partitions the data into s disjoint subsets of size b and returns s bootstrap estimates of $\{\mathbb{P}(\tilde{U}_n \in I_t)\}_{1:T}$ calculated using each partition independently by resampling (with replacement) n points from the subset using **BOOTcdf** (Algorithm 5 in Appendix A). Then, it passes these T vectors of size s each into **ABOVETMedian** to find the first set in the sequence that has coverage probability at least $1 - \alpha$.

Algorithm 3: Private BLB quantile estimation (**BLBquant**)

Input : data $X_{1:n} \stackrel{i.i.d.}{\sim} P$, sequence of sets of interest $I_{1:T}$, subset size b , privacy parameter ϵ_q

Params: Random seed u

- 1 Sample all random variables with random seed u
- 2 Partition $X_{1:n}$ into $s = \lfloor n/b \rfloor$ subsets X^1, \dots, X^s of size b .
- 3 **for** $i \in [s]$ **do**
- 4 | $y_i(1:T) \leftarrow \text{BOOTcdf}(X^i, \{I_{1:T}\}, n)$
- 5 Choose $\xi_0 \sim \text{Lap}(n/2, 2/\epsilon_q)$ and $\xi_{1:T} \stackrel{i.i.d.}{\sim} \text{Lap}(0, 4/\epsilon_q)$
- 6 $t^* = \text{ABOVETMedian}(y_{1:s}(1:T), 1 - \alpha, \xi_{0:T})$
- 7 **return** I_{t^*}

²Note that we pass the random seed as an input to the algorithm only to make the privacy analysis simpler, and we can prove the privacy even without passing the random seed by showing a coupling between the pair of distributions generated for neighbouring datasets which differ in a single entry.

We prove the utility results for **BLBquant** in Theorem 2 under Assumption A1 on the coverage error of probability estimates obtained from **BOOTcdf**.

Assumption A1. For any collection of sets $I_{1:T}$, **BOOTcdf** returns T coverage probability estimates $y_i(1:T)$ of the centered statistic \tilde{U}_n such that for any set I_t and any $P \in \mathcal{P}$, we have,

$$\mathbb{P}\left(\left|\mathbb{P}(\tilde{U}_n \in I_t) - y_i(t)\right| \leq C_P \omega_{\text{cdf}}\right) \geq \frac{3}{4},$$

where C_P is a distribution dependent constant.

Under mild regularity conditions on the non-private estimator and a bound on error of the private mechanism, in Section 4, we show that for an arbitrary set I_t , $\omega_{\text{cdf}} = \frac{1}{\sqrt{b}} + \frac{1}{\varepsilon_\theta \sqrt{n}}$.

Theorem 2. Let $X_{1:n} \stackrel{i.i.d.}{\sim} P$ and let Assumption A1 hold. Also, let $I_{1:T}$ be a sequence of sets of increasing sizes such that there exists at least one set (say I_t) with true coverage $\mathbb{P}(\tilde{U}_n \in I_t) \in [1 - \alpha + C_P \omega_{\text{cdf}}, 1 - \alpha + 2C_P \omega_{\text{cdf}}]$. Let $u \sim \text{Uni}([0, 1])$ be a random seed passed to **BLBquant**. For any $P \in \mathcal{P}$, we have that **BLBquant** is ε_q -DP and for $s > 32 \max\{\frac{\log(\frac{8|T|}{3\beta})}{\varepsilon_q}, \log(\frac{2|T|}{\beta})\}$, we have with probability at least $1 - \beta$ that the output I_{t^*} of **BLBquant** satisfies

$$\mathbb{P}(\tilde{U}_n \in I_{t^*}) = 1 - \alpha - O(\omega_{\text{cdf}}).$$

The privacy of **BLBquant** follows from parallel composition and the privacy of **ABOVETMedian**. The proof of the utility guarantee relies on Lemma 3.1 which shows that for inputs generated in **BLBquant** (Line 4) using **BOOTcdf**, the output of **NoisyMed** is close to the true coverage probability with high probability.

Lemma 3.1. Let $X_{1:n} \stackrel{i.i.d.}{\sim} P$ and let Assumption A1 hold. For any $P \in \mathcal{P}$, for all sets I_t in the sequence of sets, for $s > 32 \max\{\frac{\log(\frac{8|T|}{3\beta})}{\varepsilon_q}, \log(\frac{2|T|}{\beta})\}$, we have with probability at least $1 - \beta$ that

$$\left|\text{NoisyMed}(y_{1:s}(t); \xi_0, \xi_t) - \mathbb{P}(\tilde{U}_n \in I_t)\right| \leq C_P \omega_{\text{cdf}},$$

where C_P is the constant from Assumption A1.

We now give recommendations for the choice of parameters and example sequence of sets to consider while querying the algorithm. We would like to query enough sets to ensure there exists at least one set (say I_t) with $\mathbb{P}(\tilde{U}_n \in I_t) \in [1 - \alpha + C_P \omega_{\text{cdf}}, 1 - \alpha + 2C_P \omega_{\text{cdf}}]$. But, we also don't want to query more than a polynomial in n number of sets since the error of the algorithm scales logarithmically with the number of queries. Consider the sequence of sets $I_t = [-th, th]$ for $t \in [T]$ where $h = o(\omega_{\text{cdf}}) = \frac{c}{\sqrt{n}}$ for a suitable constant c on which our error depends. Assuming the probability distribution function of \tilde{U}_n is Lipschitz upto lower order terms in n , there exists at least one set in $\{I_{1:T}\}$ such that $\mathbb{P}(\tilde{U}_n \in I_t) \in [1 - \alpha + C_P \omega_{\text{cdf}}, 1 - \alpha + 2C_P \omega_{\text{cdf}}]$. Since the number of queries is proportional to $\frac{1}{h}$, we can choose $s = K \frac{\log(n)}{\varepsilon_q}$ for some constant K . Using this sequence of sets, we can query the algorithm **BLBquant** and obtain a set I_{t^*} such that $\mathbb{P}(\tilde{U}_n \in I_{t^*}) = 1 - \alpha - O(\omega_{\text{cdf}})$. We comment more on the hyperparameter selection and sensitivity in Appendix F.

Remark 3.1. Directly applying the classical above threshold algorithm to the true median estimates doesn't give strong accuracy results since the sensitivity is independent s . In contrast, **ABOVETMedian** uses the concentrated nature of the input to obtain exponential gains (in s) in accuracy. It can also be applied to settings beyond confidence intervals, where such concentration holds.

3.2 Private Normal approximation

To construct confidence intervals using the private Normal approximation, while previous work has focused on building ad-hoc variance estimators for specific private estimators, we present a completely data-driven bootstrap based private estimator for the variance of \tilde{U}_n in Algorithm 4 (**BLBvar**). It uses bag of little bootstraps (Kleiner et al., 2014) to construct s estimates of the variance on disjoint subsets of data and aggregates them using a private median mechanism (**PrivMedian**, Algorithm 7, Appendix A) proposed in Asi and Duchi (2020). We present our algorithm in Algorithm 4 and its privacy and accuracy guarantees in Theorem 3.

Algorithm 4: Private BLB variance estimation(**BLBvar**)

Input : data $X_{1:n}$, subset size b , upper bound R , smoothness parameter ρ , privacy budget ε_σ

Params: Random seed u

- 1 Sample all random variables with random seed u
- 2 Partition $X_{1:n}$ into $s = \lfloor n/b \rfloor$ subsets of size b denoted by X^1, \dots, X^s .
- 3 **for** $i \in [s]$ **do**
- 4 | $y_i \leftarrow \text{BOOTvar}(X^i, n)$
- 5 **return** **PrivMedian**($y_{1:s}, \varepsilon_\sigma, \rho, R^2$)

Similar to Section 3.1, we prove the utility for **BLBvar** under an assumption (Assumption A2) on the performance of the non-private bootstrap **BOOTvar**.

Assumption A2. For any dataset X of size b sampled from P , **BOOTvar** returns a variance estimate y such that we have,

$$\mathbb{P}\left(\left|\sigma^2(\tilde{\theta}) - y_i(t)\right| \leq C_P \omega_\sigma\right) \geq \frac{3}{4},$$

where C_P is a distribution dependent constant.

Under mild regularity conditions on the non-private estimator and mild assumptions on the private error, we show that $\omega_\sigma = \frac{1}{\sqrt{b}} + \frac{1}{\varepsilon_\sigma \sqrt{n}}$ in Section 4.

Theorem 3. Let $X_{1:n} \stackrel{i.i.d.}{\sim} P$ and let Assumption A2 hold. Also, let R be an upper bound on $\sigma(\tilde{\theta})$. Then, we have that **BLBvar** is ε_σ -DP and for $b = \lfloor \frac{n}{s} \rfloor$ with $s > \max\{8(\frac{\log(\frac{2R^2}{\beta\rho})}{\varepsilon_\sigma} + 1), 32 \log\left(\frac{2}{\beta}\right)\}$, we have with probability at least $1 - \beta$ that

$$\left|\sigma^2(\tilde{\theta}) - \text{BLBvar}(X_{1:n}, b, R^2, \rho, \varepsilon_\sigma)\right| \leq C_P \omega_\sigma + \rho,$$

where C_P is the distribution dependent constant from Assumption A2.

We can choose $\rho = o(\omega_\sigma) = n^{-1}$ to ensure that the performance of **BLBvar** is dominated by ω_σ and the performance is hurt only in logarithmic factors by choosing a slightly larger s . Thus, we again recommend choosing $s = K \frac{\log(n)}{\varepsilon_\sigma}$, for a constant K ($= 10$ worked consistently well in all our experiments). We comment more on hyperparameters in Appendix F.

Using the error incurred by the variance estimator above, we can bound the coverage error of the confidence interval constructed using private normal approximation because under mild regularity conditions, the distribution of \tilde{U}_n is Lipschitz upto lower order terms. We make this claim concrete in Appendix C and which helps derive the rates for **BLBvar** in Table 1 (which we prove in Appendix E).

4 Validity and Asymptotic Rates

The utility results in the Section 3 rely on the assumption that bootstrapping private estimators gives good estimates of their distribution (Assumptions A1 and A2). We show in this section that this holds for a wide class of private estimators for which there exists a bootstrappable non-private estimator, such that the expected absolute difference between that non-private estimator and the private estimator is small, i.e. the private estimator is reasonably accurate. First, we show that such private estimators are asymptotically normal and their bootstrapped distributions are consistent estimates of their distribution (Proposition 4). Next, for problems in which the non-private estimators admit Edgeworth expansions, we quantify error rates for the bootstrap run on private estimators (Proposition 5) which gives us values of ω_{cdf} and ω_σ from Assumptions A1 and A2, thus closing the loop on the performance of our proposed algorithms. Lastly, for the private estimators which add independent noise to the non-private estimator, we show stronger results for the accuracy of non-private bootstrap on private statistics pointing towards potential improvements for special cases. Proofs from this section are in Appendix D.

4.1 Asymptotic Normality and Consistency

We first define the consistency of bootstrap with respect to the Kolmogorov-Smirnov metric below. We denote the bootstrapped estimator of \tilde{U}_n by \tilde{U}_n^* and the bootstrapped variance estimator of $\sigma^2(\tilde{\theta})$ by $(\hat{\sigma}^2(\tilde{\theta}))^*$.

Definition 3. The distribution of the bootstrapped estimator \tilde{U}_n^* of \tilde{U}_n is consistent relative to the Kolmogorov-Smirnov distance if $\sup_x |\mathbb{P}(\tilde{U}_n \leq x) - \mathbb{P}(\tilde{U}_n^* \leq x)| \xrightarrow{P} 0$. Additionally, a bootstrap variance estimator $(\hat{\sigma}^2(\tilde{\theta}))^*$ is consistent with respect to $\sigma^2(\tilde{\theta})$ if $(\hat{\sigma}^2(\tilde{\theta}))^*/\sigma^2(\tilde{\theta}) \xrightarrow{P} 1$.

Proposition 4. Let $\hat{\theta}_n$ be an estimator of θ such that $\hat{U}_n = \sqrt{n}(\theta - \hat{\theta}_n) \xrightarrow{d} \mathbf{N}(0, \sigma(\hat{\theta})^2)$ and let \hat{U}_n^* be a consistent estimator of \hat{U}_n relative to the Kolmogorov-Smirnov distance. Also let $\tilde{\theta}_n$ be a private estimator of θ such that $|\sqrt{n}(\tilde{\theta}_n - \hat{\theta}_n)| \xrightarrow{P} 0$. Then, we have that $\tilde{U}_n \xrightarrow{d} \mathbf{N}(0, \sigma(\hat{\theta})^2)$ and \tilde{U}_n^* is consistent relative to the Kolmogorov-Smirnov distance. Additionally, if $|\sqrt{n}(\tilde{\theta}_n - \hat{\theta}_n)| \xrightarrow{L^2} 0$, then $(\hat{\sigma}^2(\tilde{\theta}))^*$ is a consistent estimator of $\sigma^2(\tilde{\theta})$.

Generally, ε_θ -DP estimators have private error roughly of the scale $O(\frac{1}{n\varepsilon_\theta})$ and hence the assumption $|\sqrt{n}(\tilde{\theta}_n - \hat{\theta}_n)| \xrightarrow{L^2} 0$ holds for many common private estimators. This includes estimators constructed using common private mechanisms such as the additive noise mechanism³, objective perturbation (Chaudhuri et al., 2011), inverse sensitivity mechanism (Asi and Duchi, 2020), etc. The non-private estimator in each of these cases which is close to the private estimator is the plug-in estimator. Essentially, this condition holds whenever the private error is of a smaller order than the non-private error. This shows that the bootstrap for such private estimators can be used to construct asymptotically correct confidence intervals without any additional assumptions.

4.2 Asymptotic rates

Our goal in this section is to prove asymptotic rates for the coverage error and the variance estimation error on the performance of bootstrap for private estimators. We work under the assumption that the non-private estimators admit Edgeworth expansions. This is a standard

³Note that this also includes clipped estimators so long as errors introduced due to clipping are $o(1/\sqrt{n})$

technical assumption while proving asymptotic rates of the coverage error for bootstrapping non-private estimators and owing to spatial constraints, we push it to Appendix D along with the rest of the proofs of this section. Additionally, we assume that the private mechanisms have good accuracy properties, made explicit in Proposition 5 and the exposition thereafter.

Proposition 5. *Let $X = (X_1, \dots, X_n) \stackrel{i.i.d.}{\sim} P$ and let \widehat{U}_n be the unstudentized centered statistic of an estimator $\widehat{\theta}_n$ which admits an Edgeworth expansion (Assumption A3 in Appendix D) for $k = 1$. Also, let $\widetilde{U}_n = \sqrt{n}(\theta(P) - \widehat{\theta}_n)$ such that $W_\theta := \widetilde{\theta}_n - \widehat{\theta}_n$ satisfies $\mathbb{P}(|W_\theta| \geq \eta_\theta) \leq \nu_\theta$. Then, for any set I and a subset $X' \subset X$ with $|X'| = b$, we have that*

$$\left| \mathbb{P}(\widetilde{U}_n \in I) - \text{BOOTcdf}(X', \{I\}, n) \right| = O_P \left(\frac{1}{\sqrt{b}} + \eta_\theta \sqrt{n} + \nu_\theta \right),$$

and we also have,

$$\left| \sigma^2(\widetilde{\theta}) - \text{BOOTvar}(X', n) \right| = O_P \left(\frac{1}{\sqrt{b}} + \sqrt{\text{Var}(\sqrt{n}W_\theta)} \right),$$

where $\text{Var}(\sqrt{n}W_\theta)$ denotes the variance of $\sqrt{n}W_\theta$.

Note that the difference between private and non-private estimators, W_θ , is generally of scale $O(\frac{1}{n\varepsilon_\theta})$. This holds, for instance, for the independent additive noise mechanism and the inverse sensitivity mechanism (see (Asi and Duchi, 2020)), with the plug-in estimator as the non-private estimator. Hence, in the above theorem, we can expect $\sqrt{\text{Var}(\sqrt{n}W_\theta)} = O(\frac{1}{\varepsilon_\theta \sqrt{n}})$ and $\eta_\theta = O(\frac{1}{\varepsilon_\theta \sqrt{n}})$. This helps derive the error rates for ω_{cdf} and ω_σ in Table 1.

For the special case when W_θ is independent of P , we can show the following improved result.

Proposition 6. *Let $\widetilde{\theta}_n = \widehat{\theta}_n + Z$ for Z is independent of P . Suppose we have $\sup_t |\mathbb{P}(\widehat{U}_n^* \leq t | \widehat{P}_b) - \mathbb{P}(\widehat{U}_n \leq t | P)| = O_P(\gamma)$, for some γ where \widehat{P}_b is the empirical distribution of the dataset of size b drawn from P . Then, we have*

$$\sup_t |\mathbb{P}(\widetilde{U}_n^* \leq t | \widehat{P}_b) - \mathbb{P}(\widetilde{U}_n \leq t | P)| = O_P(\gamma),$$

for the same γ .

Since we know from Kleiner et al. (2014) that under mild regularity conditions, $\gamma = \frac{1}{\sqrt{b}}$, this gives an ε_θ independent term in the error of the bootstrap for private estimators.

5 Experiments

Our goal now, is to study the empirical performance of our proposed methods by constructing confidence intervals and estimating their coverage and widths. We evaluate our methods on the following tasks:

- **Mean estimation:** (Figures 1a and 1d) We generate synthetic data from a Truncated Gaussian distribution, and use the sample mean with additive Laplace noise as the private estimator.
- **Median estimation:** (Figures 1b and 1e) We generate synthetic data from a Truncated Gaussian distribution, and use the sample median with the inverse sensitivity mechanism (Asi and Duchi, 2020) as the private estimator. The median doesn't satisfy the Edgeworth expansion assumption and our accuracy guarantees don't apply in this setting.

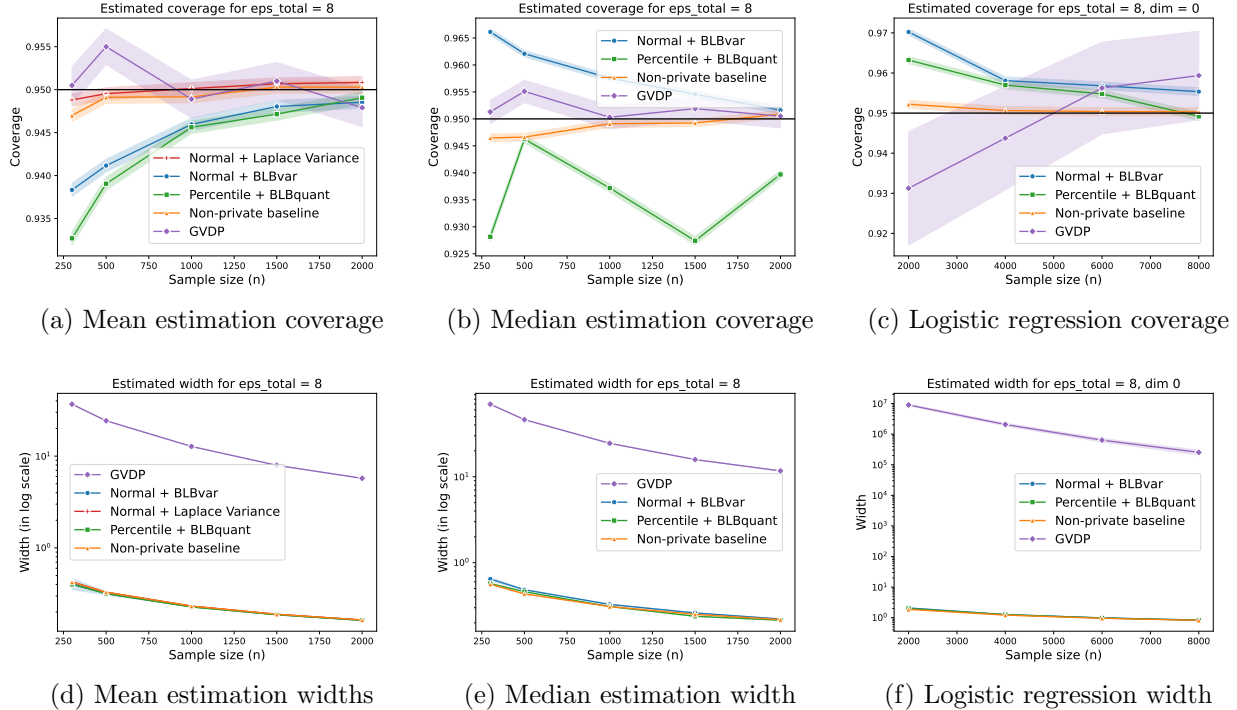


Figure 1: All experiments were run with $\varepsilon_{\text{tot}} = 8, \varepsilon_{\theta} = 4$.

- Logistic regression:** (Figures 1c and 1f) We use the Adult income dataset (Ding et al., 2021), where the task is to predict whether the income of certain adults is greater than a certain threshold given some of their features (we choose 5 features). To simulate sampling from a population distribution, we generate subsamples of size n from the whole dataset and consider the ERM solution on the whole dataset as the true parameter. We use the inverse sensitivity mechanism (Asi and Duchi, 2020, Sec 5.2) as the private estimator.

Methodology: For a given task and method, during each trial, we generate a confidence interval and record both whether the true parameter lies in the output confidence interval and the width of the interval. We repeat this for N_{trials} trials and report the average width of the intervals output (Figures 1d to 1f). For each trial, we additionally resample the data N_{resamp} times, recenter the interval based on the new sample and calculate the estimated coverage of the interval as the fraction of times in which the true parameter lies in the confidence interval (Figures 1a to 1c). The resampling step helps boost the measurement accuracy for coverage at a small additional cost compared to rerunning the methods.

We plot the performance of the following algorithms:

NonprivateBaseline : We use the non-private percentile method to approximate the distribution of the private statistic. Note that this interval is wider than the confidence interval around the non-private estimator due to the additional noise induced by the private mechanism. Across all tasks, it has the lowest coverage error and its width serves as a baseline for the performance of the private methods.

Percentile+BLBquant and Normal+BLBvar: We use the private percentile method and private normal approximation, with the private quantile and variance estimators from Algorithm 3 and Algorithm 4 respectively. Across all three tasks, we observe that both the estimated coverage and the average width for both these methods is similar and close to the **NonprivateBaseline**. While

there is no clear winner between the two methods across tasks, we note that the sets output by the private normal approximation tend to have higher coverage than those output by the private percentile method. The ratio of the average widths of the confidence intervals output by these methods to the non-private baseline is less than 1.15 for all three tasks with the width of the confidence intervals output by the percentile method being slightly smaller than those output by the normal approximation. Figure 2 plots a histogram of widths of confidence intervals across trials. The histogram for both these methods are wider than the baselines and **BLBquant** has a tendency to underestimate the interval whereas **BLBvar** can have a failure mode where it overestimates the width by a big factor. This can happen with probability roughly $Re^{-K/2\log(n)}$, where R is the known upper bound on the variance and K is a hyperparameter. Even a small increase in K can reduce the probability of this failure mode significantly. See Appendix F for more details.

GVDP (Covington et al., 2021)⁴: We use the implementation of GVDP provided by the authors. We note that the coverage accuracy performance of GVDP is better than the performance of our proposed algorithms, but the confidence intervals output by GVDP are much wider than the non-private baseline (at least 10 times wider even in the simplest case of mean estimation). This is undesirable because extremely wide confidence intervals are seldom useful to make inferences. One intuition for why this happens is because, GVDP is a fully black-box method, which takes in a non-private estimator and uses the Sample Aggregate method to find a private estimator, which is generally not an optimal estimator for many statistical estimation problems. Thus, we observe that it adds large noise to the non-private estimator which dominates the randomness of the estimator. Since the algorithm keeps a track of the noise added, it is able to output confidence intervals with correct coverage.

Normal + LaplaceVariance: For the case of mean estimation, we also study a normal approximation based method where the private variance estimator adds Laplace noise to the variance of the data and corrects for the additional variance due to added noise to the estimator. We note that this ad-hoc method performs the best amongst all private method. It benefits from knowing both the exact distribution of noise added to the private estimator and the mechanism being a simple additive noise mechanism. This points towards the suboptimality of our methods and highlights that for particular tasks, ad-hoc methods may perform better.

6 Conclusion and Future Work

We introduce two general purpose data driven methods **BLBquant** and **BLBvar** to construct private confidence intervals given a private estimator for a parameter of interest. Both the methods perform close to non-private bootstrap in terms of their coverage error and the width of the confidence intervals and significantly outperform previously proposed methods when comparing the widths of the intervals output. We study the sensitivity of our methods to hyperparameters special to the private case, suggest hyperparameter settings based on risk appetite of the practitioner (Appendix F.2). We view our work as a general purpose framework for the private bootstrap. We believe that one can possibly come up with better non-bootstrap based ad-hoc methods for solving specific inference problems, but our methods serve as a strong black-box baseline for future work. Lastly, we stress the importance of studying private inference methods in terms of both coverage and width of the confidence intervals they output and hope that future work on private inference incorporates both these metrics.

Limitations. Unlike the classical bootstrap analysis, our analysis doesn't extend to special classes of confidence intervals (such as symmetric intervals) to give higher order accuracy rates

⁴https://github.com/ctcovington/chhk_clean

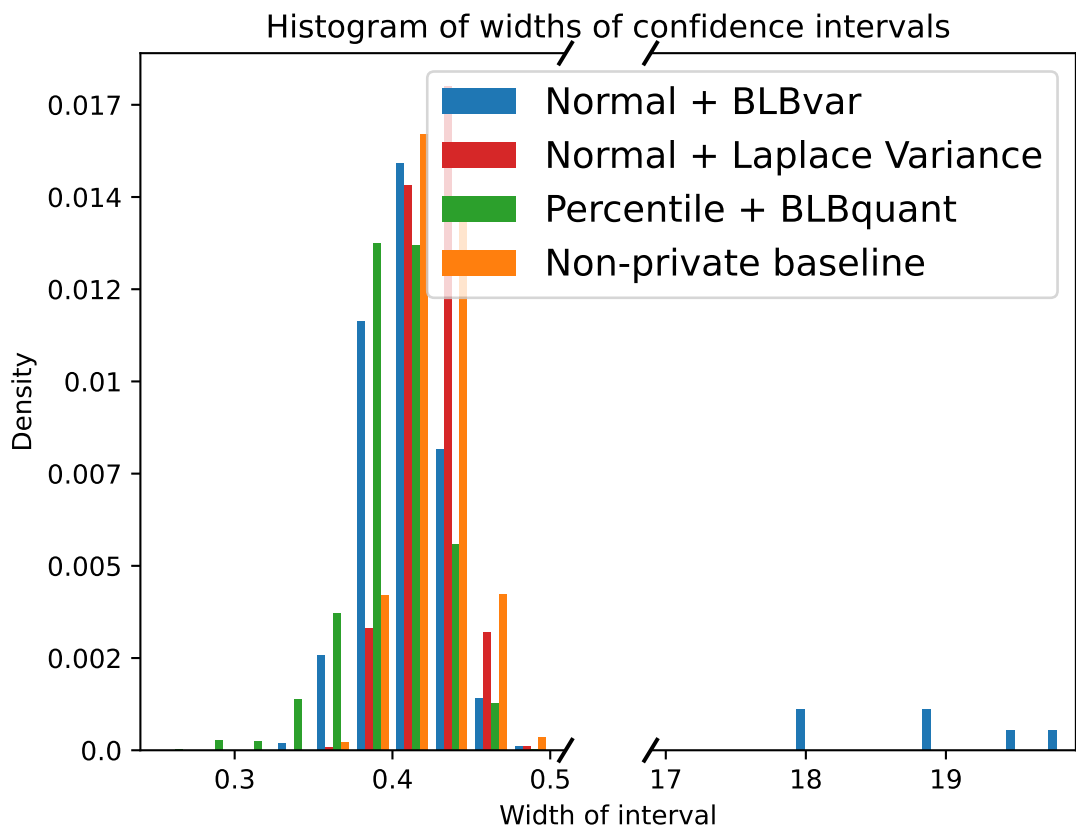


Figure 2: Histogram of widths of confidence intervals constructed for mean estimation for $n = 300$

compared to generic intervals. We leave this as an interesting direction for future work. Extension to non-rectangular high dimensional intervals is also an interesting direction for future work.

Acknowledgements

This work was supported by ONR N00014-22-1-2669, DAWN Consortium and NSF: NSF 2006777.

References

- Daniel Alabi and Salil Vadhan. Hypothesis testing for differentially private linear regression. In *Advances in Neural Information Processing Systems 35*, 2022.
- Daniel Alabi, Audra McMillan, Jayshree Sarathy, Adam Smith, and Salil Vadhan. Differentially private simple linear regression. *Proceedings on Privacy Enhancing Technologies*, 2022, March 2022.
- Hilal Asi and John Duchi. Near instance-optimality in differential privacy. *arXiv:2005.10630 [cs.CR]*, 2020.
- Marco Avella-Medina, Casey Bradshaw, and Po-Ling Loh. Differentially private inference via noisy optimization. *arXiv:2103.11003 [math.ST]*, 2021.
- Sourav Biswas, Yihe Dong, Gautam Kamath, and Jonathan Ullman. CoinPress: Practical private mean and covariance estimation. In *Advances in Neural Information Processing Systems 33*, 2020.
- Kamalika Chaudhuri, Claire Monteleoni, and Anand D. Sarwate. Differentially private empirical risk minimization. *Journal of Machine Learning Research*, 12:1069–1109, 2011.
- Christian Covington, Xi He, James Honaker, and Gautam Kamath. Unbiased statistical estimation and valid confidence intervals under differential privacy. *arXiv:2110.14465 [stat.ME]*, 2021.
- Travis Dick, Cynthia Dwork, Michael Kearns, Terrance Liu, Aaron Roth, Giuseppe Vietri, and Zhiwei Steven Wu. Confidence-ranked reconstruction of census microdata from published statistics. *Proceedings of the National Academy of Sciences*, 120(8), 2023.
- Frances Ding, Moritz Hardt, John Miller, and Ludwig Schmidt. Retiring Adult: New datasets for fair machine learning. *Advances in Neural Information Processing Systems 34*, 2021.
- Joerg Drechsler, Ira Globus-Harris, Audra McMillan, Jayshree Sarathy, and Adam Smith. Non-parametric differentially private confidence intervals for the median. *arXiv:2106.10333 [cs.CR]*, 2021.
- Cynthia Dwork and Aaron Roth. The algorithmic foundations of differential privacy. *Foundations and Trends in Theoretical Computer Science*, 9(3 & 4):211–407, 2014.
- Cynthia Dwork, Frank McSherry, Kobbi Nissim, and Adam Smith. Calibrating noise to sensitivity in private data analysis. In *Proceedings of the Third Theory of Cryptography Conference*, pages 265–284, 2006.
- Georgina Evans, Gary King, Margaret Schwenzfeier, and Abhradeep Guha Thakurta. Statistically valid inferences from privacy protected data. available at <https://gking.harvard.edu/files/gking/files/udp.pdf>, 2021.
- Cecilia Ferrando, Shufan Wang, and Daniel Sheldon. Parametric bootstrap for differentially private confidence intervals. In *Proceedings of the 25th International Conference on Artificial Intelligence and Statistics*, pages 1598–1618, 2022.
- Andrew Gelman and Eric Loken. The garden of forking paths: Why multiple comparisons can be a problem, even when there is no “fishing expedition” or “p-hacking” and the research hypothesis was posited ahead of time. Technical report, Columbia University, 2013.

- Peter Hall. *The Bootstrap and Edgeworth Expansion*. Springer, 1992.
- Vishesh Karwa and Salil Vadhan. Finite sample differentially private confidence intervals. *arXiv:1711.03908 [cs.CR]*, 2017.
- Ariel Kleiner, Ameet Talwalkar, Purnamrita Sarkar, and Michael I. Jordan. A scalable bootstrap for massive data. *Journal of the Royal Statistical Society, Series B*, 76(4):795–816, 2014.
- Erich L. Lehmann. *Elements of Large Sample Theory*. Springer, 1999.
- Erich L. Lehmann and Joseph P. Romano. *Testing Statistical Hypotheses, Third Edition*. Springer, 2005.
- Frank McSherry and Kunal Talwar. Mechanism design via differential privacy. In *48th Annual Symposium on Foundations of Computer Science*, 2007.
- Arvind Narayanan and Vitaly Shmatikov. Robust de-anonymization of large sparse datasets. In *IEEE Symposium on Security and Privacy*, pages 111–125. IEEE, 2008.
- Kobbi Nissim, Sofya Raskhodnikova, and Adam Smith. Smooth sensitivity and sampling in private data analysis. In *Proceedings of the Thirty-Ninth Annual ACM Symposium on the Theory of Computing*, 2007.
- Jun Shao. *Mathematical Statistics*. Springer, 2003.
- Jun Shao and Dongsheng Tu. *The Jackknife and Bootstrap*. Springer, 1995.
- Or Sheffet. Differentially private ordinary least squares. In *Proceedings of the 34th International Conference on Machine Learning*, 2017.
- Adam Smith. Privacy-preserving statistical estimation with optimal convergence rates. In *Proceedings of the Forty-Third Annual ACM Symposium on the Theory of Computing*, pages 813–822. ACM, 2011.
- Aad W. van der Vaart. *Asymptotic Statistics*. Cambridge Series in Statistical and Probabilistic Mathematics. Cambridge University Press, 1998.
- Yue Wang, Daniel Kifer, and Jaewoo Lee. Differentially private confidence intervals for empirical risk minimization. *arXiv:1804.03794 [cs.LG]*, 2018.

A Subroutines

We present the bootstrap subroutines to estimate the CDF and variance of \tilde{U}_n in **BOOTcdf** (Algorithm 5) and **BOOTvar** (Algorithm 6) respectively. Both the algorithms take a dataset of size b , resample a bootstrap dataset (of size n) m times and evaluate the estimator of interest $\tilde{\theta}$ on each of these resamples. Both the algorithms center each of these estimates around the plug-in estimator of the statistic on the input dataset of b samples and calculate the CDF (via approximations to probabilities of lying in a given collection of sets) and the variance of the resulting estimates respectively. Note that, compared to the classical bootstrap we allow $b \neq n$, since this is particularly useful in out bag of little bootstraps (Kleiner et al., 2014) based setting. We also note that the algorithms can be used to estimate the CDF and variance of any statistic, not necessarily a private one. And hence the private algorithms we propose, **BLBquant** and **BLBvar**, which use these subroutines can also be used to calculate private quantiles and variance of both private and non-private statistics.

Algorithm 5: Bootstrap for CDF estimation (**BOOTcdf**)

Input : data $X_{1:b}$, collection of sets $\{I_{1:T}\}$, resample size n
Params: Monte Carlo iterations m
Output: Estimates of $(\mathbb{P}(\tilde{U}_n \in I_t))_{1:T}$

- 1 $\hat{\theta} \leftarrow \hat{\theta}_b(X_{1:b})$ # plug-in estimator
- 2 **for** $i \in [m]$ **do**
- 3 Sample X_1^*, \dots, X_n^* uniformly with replacement from $X_{1:b}$
- 4 $\theta_i \leftarrow \tilde{\theta}_n(X_{1:n}^*)$
- 5 **for** $j \in [T]$ **do**
- 6 $y(t) \leftarrow \frac{1}{m} \sum_{i=1}^m 1\{\sqrt{n}(\hat{\theta} - \theta_i) \in I_t\}$
- 7 **return** $y(1 : T)$

Algorithm 6: Bootstrap for variance estimation (**BOOTvar**)

Input : data $X_{1:b}$, resample size n
Params: Monte Carlo iterations m
Output: Estimate of $\sigma(\tilde{\theta}_n)^2$

- 1 $\hat{\theta} \leftarrow \hat{\theta}_b(X_{1:b})$ # plug-in estimator
- 2 **for** $i \in [m]$ **do**
- 3 Sample X_1^*, \dots, X_n^* uniformly with replacement from $X_{1:b}$
- 4 $\tilde{u}_i \leftarrow \sqrt{n}(\tilde{\theta}_n(X_{1:n}^*) - \hat{\theta})$
- 5 $\bar{u} = \frac{1}{m} \sum_{i=1}^m \tilde{u}_i$
- 6 **return** $\frac{1}{m} \sum_{i=1}^m (\tilde{u}_i - \bar{u})^2$

PrivMedian (described in Algorithm 7) takes as input a dataset $X_{1:n}$, a privacy budget ε , a smoothness parameter ρ , and an upper and lower bound R_u and R_l (default value 0 if not passed) on the range of the data, and outputs an ε -DP estimate of the median of $X_{1:n}$. The algorithm is an instantiation of the inverse sensitivity mechanism and uses the ρ -smoothed length function len^ρ (defined in Lines 2 and 3 in Algorithm 7) as the score function to sample a private median estimate using the exponential mechanism (McSherry and Talwar, 2007). The algorithm is proposed in Asi and Duchi (2020) and we include it here for completeness.

Algorithm 7: PrivMedian (from Asi and Duchi (2020))

Input : data $X_{1:n}$, privacy budget ε , smoothness parameter ρ , lower bound R_l , upper bound R_u

Output: ε -DP estimate of the median of $X_{1:n}$

- 1 Sort $X_{1:n}$ in increasing order and set $m \leftarrow \text{Median}(X_{1:n})$
 - 2 Define $\text{len}(y; X_{1:n}) := |\{X_i : X_i \in (y, m] \cup [m, y)\}|$ for $y \in [R_l, R_u]$
 - 3 Define $\text{len}^\rho(y; X_{1:n}) := \inf_{|z-y|<\rho} \text{len}(z; X_{1:n})$
 - 4 **for** $\ell \in 1, \dots, \lceil n/2 \rceil$ **do**
 - 5 | Define $\mathcal{I}_\ell = \{y \in [R_l, R_u] : \text{len}^\rho(y; X_{1:n}) = \ell\}$
 - 6 Sample $\ell \in [\lceil n/2 \rceil]$ with probability proportional to $|\mathcal{I}_\ell| \exp(-\ell\varepsilon/2)$
 - 7 **return** $y \sim \text{Uni}(\mathcal{I}_\ell)$
-

B Useful Lemmas

Notation We define some additional notation which will be useful in all the proofs. We use the standard notation $O_P(\cdot)$ for stochastic boundedness, i.e. we say $X_n = O_P(a_n)$ when for any $\epsilon > 0$, there exists a finite M and a finite N such that $\mathbb{P}(|\frac{X_n}{a_n}| > M) < \epsilon$, for all $n > N$. We also use the notation $X_n = o_P(a_n)$ to denote that $\lim_{n \rightarrow \infty} \mathbb{P}(|\frac{X_n}{a_n}| > \epsilon) = 0$ for every positive ϵ . We let $Y_{(j)}$ denote the j^{th} order statistic of the random variables $\{Y_i\}_{i=1}^n$.

Lemma B.1. *Let $\{Y_i\}_{i=1}^n$ be a collection of independent random variables such that for all i we have $\mathbb{P}(|Y_i - \mu| < \xi) \geq \eta$, where $\eta > \frac{1}{2}$. Then, for $\alpha < \eta - \frac{1}{2}$, we have*

$$\mathbb{P}\left(\bigcup_{j \in [(\frac{1}{2}-\alpha)n, (\frac{1}{2}+\alpha)n] \cap \mathbb{N}} \{|Y_{(j)} - \mu| \leq \xi\}\right) \geq 1 - \exp\left(-2n\left(\frac{1}{2} + \alpha - \eta\right)^2\right).$$

Proof. Let E denote the event that (strictly) more than $\frac{1}{2} + \alpha$ fraction of $Y_{1:n}$ have absolute difference to μ bounded by ξ , i.e. $\sum_{i=1}^n \mathbf{1}\{|Y_i - \mu| \leq \xi\} > n(\frac{1}{2} + \alpha)$. Given E , we have for all $j \in [(\frac{1}{2} - \alpha)n, (\frac{1}{2} + \alpha)n]$, $|Y_j - \mu| \leq \xi$. Thus, to prove this lemma, it suffices to show $\mathbb{P}(E) \geq 1 - \delta$.

To this end, let $Z_i \sim \text{Ber}(\eta)$. Then $\mathbb{P}(E) \geq \mathbb{P}\left(\frac{1}{n} \sum_{i=1}^n Z_i \geq \frac{1}{2} + \alpha\right)$. Using Hoeffding's lemma, we have

$$\begin{aligned} \mathbb{P}\left(\frac{1}{n} \sum_{i=1}^n Z_i \geq \frac{1}{2} + \alpha\right) &= \mathbb{P}\left(\frac{1}{n} \sum_{i=1}^n Z_i - \eta \geq \frac{1}{2} + \alpha - \eta\right) \\ &\geq 1 - \exp\left(-2n\left(\frac{1}{2} + \alpha - \eta\right)^2\right). \end{aligned}$$

□

Lemma B.2. *Let $X_1 \sim \text{Lap}(0, b_1)$ and $X_2 \sim \text{Lap}(0, b_2)$. Then, the density of $X_1 + X_2$ is given by*

$$f_{X_1+X_2}(x) = \frac{b_1^2}{b_1^2 - b_2^2} \frac{1}{2b_1} \exp\left(-\frac{|x|}{b_1}\right) + \frac{b_2^2}{b_2^2 - b_1^2} \frac{1}{2b_2} \exp\left(-\frac{|x|}{b_2}\right),$$

and

$$\mathbb{P}(|X_1 + X_2| > t) = \frac{b_1^2}{b_1^2 - b_2^2} \exp\left(-\frac{t}{b_1}\right) + \frac{b_2^2}{b_2^2 - b_1^2} \exp\left(-\frac{t}{b_2}\right).$$

Proof. Let the density of X_1 and X_2 be given by $f_{X_1}(x)$ and $f_{X_2}(x)$ respectively. Then $f_{X_1}(x) = \frac{1}{2b_1} \exp\left(\frac{-|x|}{b_1}\right)$ and $f_{X_2}(x) = \frac{1}{2b_2} \exp\left(\frac{-|x|}{b_2}\right)$. We find the density and that for $x < 0$ follows by symmetry and substituting $-x$ for x . The density of $X_1 + X_2$ at a point x with $x \geq 0$ is given by the convolution

$$\begin{aligned} f_{X_1+X_2}(x) &= \int_{-\infty}^{\infty} f_{X_1}(y)f_{X_2}(x-y)dy \\ &= \frac{1}{4b_1b_2} \int_{-\infty}^{\infty} \exp\left(\frac{-|y|}{b_1}\right) \exp\left(\frac{-|x-y|}{b_2}\right) dy \\ &= \frac{1}{4b_1b_2} \left(\int_{-\infty}^0 \exp\left(\frac{y}{b_1} + \frac{y-x}{b_2}\right) dy + \int_0^x \exp\left(\frac{-y}{b_1} + \frac{y-x}{b_2}\right) dy \right) \\ &\quad + \frac{1}{4b_1b_2} \left(\int_x^{\infty} \exp\left(\frac{-y}{b_1} + \frac{x-y}{b_2}\right) dy \right) \\ &= \frac{b_1^2}{b_1^2 - b_2^2} \frac{1}{2b_1} \exp\left(-\frac{x}{b_1}\right) + \frac{b_2^2}{b_2^2 - b_1^2} \frac{1}{2b_2} \exp\left(-\frac{x}{b_2}\right). \end{aligned}$$

Using symmetry of the Laplace distribution to find the density of $X_1 + X_2$ at negative real numbers, we get the first expression in Lemma B.2. The second part follows by integrating the density. \square

Lemma B.3. *For any polynomial $p(x)$ of finite degree d , we have that $\sup_x p(x)e^{-x^2/2} < \infty$. Moreover, for any $k, d_1, \dots, d_k \in \mathbb{N}$, all functions of the form $f(x) = p_0\Phi(x) + \sum_{i=1}^k p_i(x)\phi(x)$, where $p_i(x)$ are polynomials of degree at most d_i are lipschitz continuous.*

Proof. Note that using Taylor expansions, $e^{x^2/2} \geq 1 + \frac{x^d}{(d/2)!}$ and hence we have $e^{-x^2/2} \leq \frac{1}{1 + \frac{x^d}{(d/2)!}}$.

Thus, $|p(x)|e^{-x^2/2} \leq C(d/2)! < \infty$ for some constant C .

Next, we note that $f'(x) = \sum_{i=0}^k q_i(x)\phi(x)$ where each polynomial $q_i(x)$ has a bounded degree. Thus, $f'(x)$ is bounded and hence $f(x)$ is lipschitz continuous. \square

C Proofs from Section 3

C.1 Proof of Proposition 1

Proof of Proposition 1. For ease of exposition in this proof, we first define ε -closeness of distributions as follows:

Definition 4 (ε -closeness). We say that two distributions P and Q are ε -close in distribution (denoted $P \stackrel{d}{=}_{\varepsilon} Q$) if for all measurable sets A , we have

$$\left| \log \frac{P(A)}{Q(A)} \right| \leq \varepsilon.$$

Similarly, two random variables ξ and ξ' are ε -close if the induced distributions P_{ξ} and $P_{\xi'}$ are ε -close ($P_{\xi} \stackrel{d}{=}_{\varepsilon} P_{\xi'}$).

To prove the privacy of **ABOVETMedian**, we show

$$\mathbb{P}(\text{ABOVETMedian}(x; \xi) = y) \leq \exp(\varepsilon) \mathbb{P}(\text{ABOVETMedian}(x'; \xi) = y). \quad (1)$$

for $y \in [T] \cup \{\perp\}$, with the reverse direction following by symmetry. We first show the result for $y = t \in [T]$, treating $y = \perp$ afterwards as a special case. In particular, with the help of the

Observation C.1 stated and proved presently, we construct a mapping $\pi : \mathbb{R}^{T+1} \rightarrow \mathbb{R}^{T+1}$ such that $\text{ABOVETMedian}(x, v; \xi) = t$ implies $\text{ABOVETMedian}(x', v; \xi') = t$ and then show $\xi \stackrel{d}{=} \xi'$, where $\xi' = \pi(\xi)$, from which the claim (1) follows immediately for $y = t$.

Observation C.1. Define $\eta \in \mathbb{R}^{T+1}$ by

$$\eta_i := \begin{cases} -1 & i = 0 \\ 2 & i = t \\ 0 & \text{otherwise,} \end{cases}$$

and let $\xi' = \xi + \eta$ for $\xi \in \mathbb{R}^{T+1}$. Let $x, x' \in \mathbb{R}^{T \times n}$ satisfy $d_{\text{Ham}}(x_t, x'_t) \leq 1$ for all $t \in [T]$. Then $\text{ABOVETMedian}(x; \xi) = t$ implies $\text{ABOVETMedian}(x'; \xi') = t$ for all $t \in [T]$.

Proof. Observe $\text{ABOVETMedian}(x; \xi) = t$ if and only if the following conditions hold:

$$(C1) \quad x_{u, (\lfloor \xi_0 + \xi_u \rfloor)} < v \text{ or } \lfloor \xi_0 + \xi_u \rfloor < 1 \text{ for all } u < t$$

$$(C2) \quad x_{t, (\lfloor \xi_0 + \xi_t \rfloor)} \geq v \text{ or } \lfloor \xi_0 + \xi_t \rfloor > n,$$

and similarly $\text{ABOVETMedian}(x'; \xi') = t$ if and only if

$$(C1') \quad x_{s, (\lfloor \xi'_0 + \xi'_s \rfloor)} < v \text{ or } \lfloor \xi'_0 + \xi'_s \rfloor < 1 \text{ for all } s < t$$

$$(C2') \quad x_{t, (\lfloor \xi'_0 + \xi'_t \rfloor)} \geq v \text{ or } \lfloor \xi'_0 + \xi'_t \rfloor > n.$$

We show (C1) implies (C1') and (C2) implies (C2'), from which the claim follows. For the first condition, we have by construction for all $u < t$ that $\lfloor \xi'_0 + \xi'_u \rfloor = \lfloor \xi_0 + \xi_u \rfloor - 1$, and so from our assumption that $d_{\text{Ham}}(x(u), x(u')) \leq 1$ it follows that either $\lfloor \xi'_0 + \xi'_u \rfloor < 1$ or $x_{s, (\lfloor \xi'_0 + \xi'_u \rfloor)} < x_{u, (\lfloor \xi_0 + \xi_u \rfloor)} < v$.

Similarly for the second condition, we have by construction that $\lfloor \xi'_0 + \xi'_t \rfloor = \lfloor \xi_0 + \xi_t \rfloor + 1$ and so, applying our assumption that $d_{\text{Ham}}(x_t, x'_t) \leq 1$, either $\lfloor \xi'_0 + \xi'_t \rfloor > n$ or $x_{t, (\lfloor \xi'_0 + \xi'_t \rfloor)} > x_{t, (\lfloor \xi_0 + \xi_t \rfloor)} > v$. \square

Observation C.1 implies there exists $\eta \in \mathbb{R}^{T+1}$ such that $\text{ABOVETMedian}(x, v; \xi) = t$ implies $\text{ABOVETMedian}(x', v; Z + \eta) = t$. Letting $\pi(\xi) = \xi + \eta$, from properties of the Laplace distribution it follows that $\xi \stackrel{d}{=} \xi'$, and thus the claim (1) obtains for $y = t$.

The special case of $y = \perp$ follows from a similar argument: defining $\eta \in \mathbb{R}^{T+1}$ by

$$\eta_i := \begin{cases} -1 & i = 0 \\ 0 & \text{otherwise,} \end{cases}$$

$\text{ABOVETMedian}(x, v; Z) = \perp$ implies $\text{ABOVETMedian}(x', v; Z + \eta) = \perp$. Again, letting $\pi(\xi) = \xi + \eta$, from properties of the Laplace distribution it follows that $\xi \stackrel{d}{=} \xi'$. \square

C.2 Proof of Lemma 3.1 and Theorem 2

Proof of Lemma 3.1. We define E_1 as the event where the maximum deviation of the sum of the noise variables in **NoisyMed** from their mean (which is $\frac{s}{2}$) across T calls is at most k , i.e. $E_1 = \{\max_{t \in [T]} |\xi_0 + \xi_t - \frac{s}{2}| \leq k\}$. We bound $\mathbb{P}(E_1^c)$ as follows:

$$\mathbb{P}(E_1^c) = \mathbb{P}\left(\max_{t \in [T]} \left| \xi_0 + \xi_t - \frac{s}{2} \right| > k\right)$$

$$\leq |T| \mathbb{P} \left(\left| \left(\xi_0 - \frac{s}{2} \right) + \xi_1 \right| > k \right).$$

Note that $\xi_0 - \frac{s}{2} \sim \text{Lap}(0, 2/\varepsilon_q)$ and $\xi_1 \sim \text{Lap}(0, 4/\varepsilon_q)$. Using Lemma B.2 with $b_1 = \frac{4}{\varepsilon_q}$ and $b_2 = \frac{2}{\varepsilon_q}$, we get

$$\begin{aligned} \mathbb{P}(E_1^c) &\leq |T| \left(\frac{4}{3} \exp \left(-\frac{k\varepsilon_q}{4} \right) - \frac{1}{3} \exp \left(-\frac{k\varepsilon_q}{2} \right) \right) \\ &\leq \frac{4|T|}{3} \exp \left(-\frac{k\varepsilon_q}{4} \right). \end{aligned} \quad (2)$$

Now, we calculate the probability that for all $t \in [T]$, the **NoisyMed** subroutine estimates the coverage of I_t correctly to within $C_P \omega_{\text{cdf}}$ for the same distribution dependent constant C_P as in Assumption A1. Let E_2 be the event where for all $t \in [T]$, $\left| \text{NoisyMed}(y_{1:s}(t); \xi_0, \xi_t) - \mathbb{P}(\tilde{U}_n \in I_t) \right| \leq C_P \omega_{\text{cdf}}$. Then, we have

$$\begin{aligned} \mathbb{P}(E_2) &= \mathbb{P} \left(\bigcup_{t \in [T]} \left\{ \left| \text{NoisyMed}(y_{1:s}(t); \xi_0, \xi_t) - \mathbb{P}(\tilde{U}_n \in I_t) \right| \leq C_P \omega_{\text{cdf}} \right\} \right) \\ &\leq \mathbb{P} \left(\bigcup_{t \in [T]} \left\{ \left| \text{NoisyMed}(y_{1:s}(t); \xi_0, \xi_t) - \mathbb{P}(\tilde{U}_n \in I_t) \right| \leq C_P \omega_{\text{cdf}} \right\} \mid E_1 \right) + \mathbb{P}(E_1^c) \end{aligned}$$

Note that under E_1 , the output of **NoisyMed** is $y_{(j)}(t)$ where $j \in [(\frac{1}{2} - \frac{k}{s})s, (\frac{1}{2} + \frac{k}{s})s]$. Using Lemma B.1 with $\xi = C_P \omega_{\text{cdf}}$, $\alpha = \frac{k}{s} = \frac{1}{8}$ (say) and $\eta = \frac{3}{4}$ and a union bound to bound the first term, and Equation (2) to bound the second term, we have

$$\mathbb{P}(E_2) \leq |T| \left(\exp \left(-\frac{s}{32} \right) + \frac{4}{3} \exp \left(-\frac{s\varepsilon_q}{32} \right) \right).$$

Thus, for $s > 32 \max \left\{ \frac{\log(\frac{8|T|}{3\beta})}{\varepsilon_q}, \log(\frac{2|T|}{\beta}) \right\}$, for all $t \in [T]$, we have with probability at least $1 - \beta$ that

$$\left| \text{NoisyMed}(y_{1:s}(t); \xi_0, \xi_t) - \mathbb{P}(\tilde{U}_n \in I_t) \right| \leq C_P \omega_{\text{cdf}}.$$

□

Proof of Theorem 2. We use the privacy guarantee of **ABOVETMedian** to argue the privacy of **BLBquant**. We know that for all t , and for all $i \neq j \in [s]$, $y_i(t)$ and $y_j(t)$ are calculated disjoint subsets of the data. For two datasets $X_{1:n}$ and $X'_{1:n}$ differing in one datapoint, instantiating the algorithm with the same random seed ensures that for all t , $d_{\text{Ham}}(y_i(t), y'_i(t)) \leq 1$ and hence the privacy of **BLBquant** follows from the privacy of **ABOVETMedian**.

For the accuracy guarantee, Lemma 3.1 ensures that for all $t \in [T]$, with probability at least $1 - \beta$, we have

$$\left| \text{NoisyMed}(y_{1:s}(t); \xi_0, \xi_t) - \mathbb{P}(\tilde{U}_n \in I_t) \right| \leq C_P \omega_{\text{cdf}}.$$

Thus, amongst the sequence of queried sets I_1, \dots, I_T , **ABOVETMedian** will output an index $t \in [T]$ such that $\mathbb{P}(\tilde{U}_n \in I_t) \in [1 - \alpha - C_P \omega_{\text{cdf}}, 1 - \alpha + C_P \omega_{\text{cdf}}]$. If such a set doesn't exist, we have assumed that there exists at least one set (say $I_{t'}$) with true coverage $\mathbb{P}(\tilde{U}_n \in I_{t'}) \in [1 - \alpha + C_P \omega_{\text{cdf}}, 1 - \alpha + 2C_P \omega_{\text{cdf}}]$, in which case **NoisyMed**($y_{1:s}(t); \xi_0, \xi_t$) $\geq 1 - \alpha$ and hence **ABOVETMedian** will output t' . In both the cases, **ABOVETMedian** outputs a set I_{t^*} such that $\mathbb{P}(\tilde{U}_n \in I_{t^*}) = 1 - \alpha - O(\omega_{\text{cdf}})$. □

C.3 Proof of Theorem 3

Proof. First, we note that the privacy of **BLBvar** directly follows from the privacy of **PrivMedian**.

Next, to prove the utility of **BLBvar**, we first recall the definition of $\text{len}(y; y_{1:s})$ and $\text{len}^\rho(y; y_{1:s})$:

$$\text{len}(y; y_{1:s}) := |\{y_i \mid y_i \in (y, m] \cup [m, y)\}| \quad \text{and} \quad \text{len}^\rho(y; y_{1:s}) := \inf_{|z-y| \leq \rho} \text{len}(z; y_{1:s}),$$

where $m = \text{Median}(y_{1:s})$. Using the notation from the algorithm, we define E_1 as the event where the output of **PrivMedian** (say y) has $\text{len}^\rho(y; y_{1:s}) \leq k$, i.e. $E_1 = \{\text{len}^\rho(y; y_{1:s}) \leq k\}$ and upper bound the probability of E_1^c as follows:

$$\begin{aligned} \mathbb{P}(E_1^c) &= \mathbb{P}(\text{len}^\rho(y; y_{1:s}) > k) \\ &= \frac{\int_{z \in \{z \mid \text{len}^\rho(z; y_{1:s}) > k\}} \exp\left(-\frac{\varepsilon_\sigma \text{len}^\rho(z; y_{1:s})}{2}\right) dz}{\int_z \exp\left(-\frac{\varepsilon_\sigma \text{len}^\rho(z; y_{1:s})}{2}\right) dz}, \end{aligned}$$

where the second equality follows from the definition of inverse sensitivity mechanism. Now, we lower bound the denominator using the fact that $\text{len}^\rho(z; y_{1:s}) = 0$ for all z such that $|z - m| \leq \rho$ and upper bound the numerator by the fact that $z \in [0, R^2]$. Thus, we have

$$\mathbb{P}(E_1^c) \leq \frac{R^2 \sum_{j=k}^{\infty} \exp\left(-\frac{\varepsilon_\sigma j}{2}\right)}{\rho} \leq \frac{R^2 \exp\left(-\frac{(k-1)\varepsilon_\sigma}{2}\right)}{\rho}. \quad (3)$$

Now, using Assumption A2, we have that for sufficiently large n , $\mathbb{P}(|\sigma(\hat{\theta})^2 - y_i| \leq C_P \omega_\sigma) \geq 3/4$. Thus, we have that,

$$\begin{aligned} &\mathbb{P}\left(\left|\sigma(\hat{\theta})^2 - \text{BLBvar}(X_{1:n}, b, R^2, \rho, \varepsilon_\sigma)\right| \geq C_P \omega_\sigma + \rho\right) \\ &\leq \mathbb{P}\left(\left|\sigma(\hat{\theta})^2 - \text{BLBvar}(X_{1:n}, b, R^2, \rho, \varepsilon_\sigma)\right| \geq C_P \omega_\sigma + \rho \mid E_1\right) P(E_1) + P(E_1^c). \end{aligned}$$

Note, that under E_1 , the output of **PrivMedian** is y (say) such that $y \in [y_{((\frac{1}{2}-\frac{k}{s})_s)} - \rho, y_{((\frac{1}{2}+\frac{k}{s})_s)} + \rho]$. Thus, using Lemma B.1 with $\xi = C_P \omega_\sigma$, $\alpha = \frac{k}{s} = \frac{1}{8}$ and $\eta = \frac{3}{4}$, we have that,

$$\mathbb{P}\left(\left|\sigma(\hat{\theta})^2 - \text{BLBvar}(X_{1:n}, b, R^2, \rho, \varepsilon_\sigma)\right| \geq C_P \omega_\sigma + \rho \mid E_1\right) \leq \exp(-s/32).$$

Now, using the upper bound on $\mathbb{P}(E_1)$ from Equation (3), we have that,

$$\mathbb{P}\left(\left|\sigma(\hat{\theta})^2 - \text{BLBvar}(X_{1:n}, b, R^2, \rho, \varepsilon_\sigma)\right| \geq C_P \omega_\sigma + \rho\right) \leq \exp\left(-\frac{s}{32}\right) + \frac{\exp\left(-\left(\frac{s}{8} - 1\right)\varepsilon_\sigma\right)}{\rho}$$

Thus, for $s > \max\left\{8\left(\frac{\log\left(\frac{2R^2}{\beta\rho}\right)}{\varepsilon_\sigma} + 1\right), 32 \log\left(\frac{2}{\beta}\right)\right\}$, we have with probability at least $1 - \beta$,

$$\left|\sigma(\hat{\theta})^2 - \text{BLBvar}(X_{1:n}, b, R^2, \rho, \varepsilon_\sigma)\right| \leq C_P \omega_\sigma + \rho.$$

□

D Proofs from Section 4

D.1 Proof of Proposition 4

Proof of Proposition 4. First, to show the asymptotic normality of a private estimator $\tilde{\theta}_n$, note that $\tilde{U}_n = \sqrt{n}(\theta - \tilde{\theta}_n) = \sqrt{n}(\theta - \hat{\theta}_n) + \sqrt{n}(\hat{\theta}_n - \tilde{\theta}_n)$. Now, we know that $\sqrt{n}(\theta - \hat{\theta}_n) \xrightarrow{d} \mathbf{N}(0, \sigma(\hat{\theta})^2)$ and $\sqrt{n}(\hat{\theta}_n - \tilde{\theta}_n) \xrightarrow{p} 0$. Thus, using Slutsky's lemma (van der Vaart, 1998, Lemma 2.8), we have $\tilde{U}_n = \sqrt{n}(\theta - \tilde{\theta}_n) \xrightarrow{d} \mathbf{N}(0, \sigma(\hat{\theta})^2)$.

Next, we show the consistency of the bootstrap for \tilde{U}_n assuming the consistency of bootstrap for \hat{U}_n . Due to the asymptotic normality of \tilde{U}_n , it is sufficient to show that \tilde{U}_n^* is also asymptotically normal with the same mean and variance (van der Vaart, 1998, Problem 23.1). Note that since we assume $|\sqrt{n}(\hat{\theta}_n - \tilde{\theta}_n)| \xrightarrow{p} 0$ for any distribution generating the data, we also have $|\sqrt{n}(\hat{\theta}_n^* - \tilde{\theta}_n^*)| \xrightarrow{p} 0$. Now, we have

$$\tilde{U}_n^* = \sqrt{n}(\hat{\theta}_n - \tilde{\theta}_n^*) = \sqrt{n}(\hat{\theta}_n - \hat{\theta}_n^*) + \sqrt{n}(\hat{\theta}_n^* - \tilde{\theta}_n^*)$$

We know that $\hat{U}_n^* = \sqrt{n}(\hat{\theta}_n - \hat{\theta}_n^*) \xrightarrow{d} \mathbf{N}(0, \sigma(\hat{\theta})^2)$ and $|\sqrt{n}(\hat{\theta}_n^* - \tilde{\theta}_n^*)| \xrightarrow{p} 0$. Using Slutsky's lemma again, we have $\tilde{U}_n^* = \sqrt{n}(\hat{\theta}_n - \tilde{\theta}_n^*) \xrightarrow{d} \mathbf{N}(0, \sigma(\hat{\theta})^2)$ and hence \tilde{U}_n^* is a consistent estimator of \tilde{U}_n .

Additionally, for the consistency of the bootstrap variance estimate based on the distribution of \tilde{U}_n , we only need uniform integrability of $n|\theta - \tilde{\theta}_n|^2$ (see (Shao and Tu, 1995, Sec 3.1.6)) which follows from the uniform integrability of $n|\theta - \hat{\theta}_n|^2$ and the fact that $|\sqrt{n}(\tilde{\theta}_n - \hat{\theta}_n)| \xrightarrow{L^2} 0$. \square

D.2 Edgeworth expansions and useful lemmas

Assumption A3 (*Unstudentized Edgeworth expansion*). The CDF of $\hat{U}_n = \sqrt{n}(\theta(P) - \hat{\theta}_n)$ with data $X_1, \dots, X_n \stackrel{\text{i.i.d.}}{\sim} P$ admits an expansion

$$\mathbb{P}(\hat{U}_n \leq t) = \Phi\left(\frac{t}{\sigma}\right) + \sum_{i=1}^k \frac{p_i\left(\frac{t}{\sigma}\right)}{n^{i/2}} \phi\left(\frac{t}{\sigma}\right) + O\left(n^{-(k+1)/2}\right),$$

where each p_i is polynomial in t , with coefficients depending on the first $i+2$ moments of P and σ^2 is the asymptotic variance of \hat{U}_n , and

$$\mathbb{P}(\hat{U}_n^* \leq t \mid \hat{P}_b) = \Phi\left(\frac{t}{\hat{\sigma}_b}\right) + \sum_{i=1}^k \frac{\hat{p}_i\left(\frac{t}{\hat{\sigma}_b}\right)}{n^{i/2}} \phi\left(\frac{t}{\hat{\sigma}_b}\right) + \xi_t$$

where \hat{U}_n^* is the bootstrapped version of \hat{U}_n in `BOOTcdf` where we resample n points $(X_1^*, X_2^*, \dots, X_n^*)$ out of b points $\mathcal{X}' \subset \{X_{1:n}\}$ with $|\mathcal{X}'| = b$, \hat{P}_b is the empirical distribution over \mathcal{X}' , $\hat{\sigma}_b^2$ is the empirical version of the asymptotic variance σ^2 evaluated using \hat{P}_b and \hat{p}_i is the polynomial obtained by substituting the moments of P with the moments of \hat{P}_b in p_i and $\xi_t = O_P(n^{-(k+1)/2})$ uniformly in t , i.e. $\mathbb{P}(\sup_t |\xi_t| \geq C_1 n^{-(k+1)/2}) \leq n^{-\lambda}$ for some positive λ and some distribution dependent constant C_1 .

Note that it is natural to assume $\mathbb{P}(\hat{U}_n^* \leq t \mid \hat{P}_b)$ is an asymptotic expansion in $1/\sqrt{n}$ since we resample to n points from b and b comes in through the various moments in the coefficients of p_i 's and through $\hat{\sigma}_b$. Check the argument after Theorem 2 in Kleiner et al. (2014) for more details.

Lemma D.1. Let $\widehat{\theta}$ be an estimator satisfying Assumption A3 for some k . Then, for any $t_1 < t_2 \in \mathbb{R}$, we have

$$\mathbb{P}(\widehat{U}_n \in [t_1, t_2]) \leq C |t_2 - t_1| + \delta,$$

where $\delta = O(n^{-(k+1)/2})$ for some distribution dependent constant C . Moreover, for an event E with $\mathbb{P}(E) \geq 1 - \beta$, we have

$$\mathbb{P}(\widehat{U}_n \in [t_1, t_2] \mid E) = O(|t_2 - t_1| + \delta + \beta)$$

Proof. Let $f(t) := \Phi\left(t/\sigma(\widehat{\theta})\right) + \sum_{i=1}^k \frac{p_i(t/\sigma(\widehat{\theta}))}{\sqrt{n}} \phi\left(t/\sigma(\widehat{\theta})\right)$ (the first k terms of the Edgeworth expansion of $\mathbb{P}(\widehat{U}_n \leq t)$). Then, we have

$$\begin{aligned} \mathbb{P}(\widehat{U}_n \in [t_1, t_2]) &= \mathbb{P}(\widehat{U}_n \leq t_2) - \mathbb{P}(\widehat{U}_n \leq t_1) \\ &\leq |f(t_2) - f(t_1)| + \delta, \end{aligned}$$

where $\delta = O(n^{-(k+1)/2})$. This follows from the Edgeworth expansion assumption (Assumption A3). Now, using Lemma B.3, we have that $f'(t)$ is bounded, and the first result follows.

For the second part, using the definition of conditional probability, we have

$$\begin{aligned} \mathbb{P}(\widehat{U}_n \in [t_1, t_2] \mid E) &\leq \frac{\mathbb{P}(\widehat{U}_n \in [t_1, t_2]) + \mathbb{P}(E)}{\mathbb{P}(E)} \\ &\leq \frac{C |t_2 - t_1| + \delta + \beta}{1 - \beta} \\ &= O(|t_2 - t_1| + \delta + \beta). \end{aligned}$$

□

D.3 Proof of Proposition 5

BOOTcdf part : We prove the first part of Proposition 5, which is the accuracy of the non-private bootstrap in estimating the probability distribution function by first showing that if the non-private estimator admits an Edgeworth expansion (Assumption A3), then the private estimator admits an Edgeworth expansion too, with additional error terms in Lemma D.2. Then, using this result and the lipschitzness of the gaussian distribution function, we translate the results on admittance of Edgeworth expansions upto additional error terms to the errors incurred by **BOOTcdf** while estimating the probability distribution function. We ignore the error incurred due to Monte Carlo iterations as is standard in bootstrap analysis and focus only on the statistical error.

Lemma D.2. Let \widehat{U}_n be the unstudentized centered statistic of an estimator $\widehat{\theta}_n$ satisfying Assumption A3 for some k . Also, let $\widetilde{U}_n = \sqrt{n}(\theta(P) - \widehat{\theta}_n)$ such that $\theta_n = \widehat{\theta}_n + W_\theta$. Also, let W_θ satisfy $\mathbb{P}(|W_\theta| \geq \eta_\theta) \leq \nu_\theta$. Then, we have

$$\mathbb{P}(\widetilde{U}_n \leq t) = \Phi\left(\frac{t}{\sigma(\widehat{\theta})}\right) + \sum_{i=1}^k \frac{p_i\left(\frac{t}{\sigma(\widehat{\theta})}\right)}{n^{i/2}} \phi\left(\frac{t}{\sigma(\widehat{\theta})}\right) + O\left(\eta_\theta \sqrt{n} + \nu_\theta + n^{-(k+1)/2}\right),$$

and additionally assuming $\widehat{\sigma}(\widehat{\theta}_n) > 0$, we have

$$\mathbb{P}(\widetilde{U}_n^* \leq t \mid \widehat{P}_b) = \Phi\left(\frac{t}{\widehat{\sigma}_b}\right) + \sum_{i=1}^k \frac{\widehat{p}_i\left(\frac{t}{\widehat{\sigma}_b}\right)}{n^{i/2}} \phi\left(\frac{t}{\widehat{\sigma}_b}\right) + \xi_t + O(\eta_\theta \sqrt{n} + \nu_\theta),$$

for $\xi_t = O_P(n^{-(k+1)/2})$ uniformly in t .

Proof of Lemma D.2. Note that we have

$$\mathbb{P}(\widetilde{U}_n \leq t) = \mathbb{P}(\widehat{U}_n \leq t) + \left(\mathbb{P}(\widetilde{U}_n \leq t) - \mathbb{P}(\widehat{U}_n \leq t)\right).$$

Thus, to prove Lemma D.2, it suffices to show that $|\mathbb{P}(\widetilde{U}_n \leq t) - \mathbb{P}(\widehat{U}_n \leq t)| = O(\eta_\theta \sqrt{n} + \nu_\theta + n^{-(k+1)/2})$. Using Lemma D.1 with event $E = \{|W_\theta| \leq \eta_\theta\}$, we get

$$\begin{aligned} |\mathbb{P}(\widetilde{U}_n \leq t) - \mathbb{P}(\widehat{U}_n \leq t)| &= |\mathbb{P}(\widehat{U}_n \leq t + W\sqrt{n}) - \mathbb{P}(\widehat{U}_n \leq t)| \\ &\leq O(\eta_\theta \sqrt{n} + \nu_\theta + n^{-(k+1)/2}). \end{aligned}$$

Hence, the result follows. The proof of the second part is analogous, under the additional assumption that $\widehat{\sigma}_b > 0$. \square

Suppose Assumption A3 holds for $k = 1$, then along with Lemma D.2, we have

$$\left| \mathbb{P}(\widetilde{U}_n \leq t) - \mathbb{P}(\widetilde{U}_n^* \leq t \mid \widehat{P}_b) \right| \leq \left| \Phi\left(\frac{t}{\sigma}\right) - \Phi\left(\frac{t}{\widehat{\sigma}_b}\right) \right| + O_P\left(\frac{1}{\sqrt{n}} + \eta_\theta \sqrt{n} + \nu_\theta\right).$$

Using $|\sigma - \widehat{\sigma}_b| = O_P(\frac{1}{\sqrt{b}})$ from the fact that $\sqrt{b}(\widehat{\sigma}_b - \sigma)$ is generally asymptotically normal, and the Lipschitz of the Gaussian CDF gives,

$$\left| \mathbb{P}(\widetilde{U}_n \leq t) - \mathbb{P}(\widetilde{U}_n^* \leq t \mid \widehat{P}_b) \right| = O_P\left(\frac{1}{\sqrt{b}} + \eta_\theta \sqrt{n} + \nu_\theta\right).$$

This result can be easily generalized to any interval I from the using the above bound on the CDF for any t .

BOOTvar part : To prove the second part of Proposition 5, we first note that

$$\text{Var}(\widetilde{U}_n^*) - \text{Var}(\widehat{U}_n^*) = \text{Var}(\sqrt{n}W_\theta) + 2\text{Cov}(\widehat{U}_n^*, \sqrt{n}W_\theta)$$

Using Cauchy Schwarz inequality, we know that $\text{Cov}(\widehat{U}_n^*, \sqrt{n}W_\theta) \leq \sqrt{\text{Var}(\widehat{U}_n^*)\text{Var}(\sqrt{n}W_\theta)}$. Thus, we have

$$\left| \text{Var}(\widetilde{U}_n^*) - \text{Var}(\widehat{U}_n^*) \right| = O\left(\sqrt{\text{Var}(\sqrt{n}W_\theta)}\right).$$

Ignoring Monte Carlo error, **BOOTvar** calculates $\text{Var}(\widetilde{U}_n^*)$. Thus, using triangle inequality, we have

$$\left| \sigma^2(\widehat{\theta}) - \text{BOOTvar}(X', n) \right| = \left| \sigma^2(\widehat{\theta}) - \text{Var}(\widehat{U}_n^*) \right| + O_P\left(\sqrt{\text{Var}(\sqrt{n}W_\theta)}\right). \quad (4)$$

Now, we know that the Edgeworth expansions for the variance of \widehat{U}_n have a leading term of $\widehat{\sigma}_b^2$ and lower order terms decaying in powers of n^{-1} (see (Hall, 1992, Page 51)). Thus, the Edgeworth expansion for \widehat{U}_n^* has a leading term $\widehat{\sigma}_b^2$ and lower order terms decaying in powers of n^{-1} , where $\widehat{\sigma}_b^2$ is the empirical version of $\widehat{\sigma}_b^2$ evaluated on the b points which are bootstrapped to obtain \widehat{U}_n^* . Using the fact that $\sqrt{b}(\widehat{\sigma}_b^2 - \sigma(\widehat{\theta})^2)$ is generally asymptotically normal, we have that $|\sigma^2(\widehat{\theta}) - \text{Var}(\widehat{U}_n^*)| = O_P(\frac{1}{\sqrt{b}})$. Plugging this in Equation (4), the result follows.

D.4 Proof of Proposition 6

Proof of Proposition 6. From the independence of Z and P , and the fact that $\widehat{U}_n = \widetilde{U}_n + Z\sqrt{n}$, we have

$$\begin{aligned} \mathbb{P}(\widetilde{U}_n \leq t \mid P) &= \int \mathbb{P}(\widehat{U}_n \leq t + z\sqrt{n} \mid P) dP_Z \\ \text{and } \mathbb{P}(\widetilde{U}_n^* \leq t \mid \widehat{P}_b) &= \int \mathbb{P}(\widehat{U}_n^* \leq t + z\sqrt{n} \mid \widehat{P}_b) dP_Z \end{aligned}$$

Thus we have

$$\begin{aligned} \left| \mathbb{P}(\widetilde{U}_n^* \leq t \mid \widehat{P}_b) - \mathbb{P}(\widetilde{U}_n \leq t \mid P) \right| &= \left| \int \left(\mathbb{P}(\widehat{U}_n^* \leq t + z\sqrt{n} \mid \widehat{P}_b) - \mathbb{P}(\widehat{U}_n \leq t + z\sqrt{n} \mid P) \right) dP_Z \right| \\ &\leq \int \left| \mathbb{P}(\widehat{U}_n^* \leq t + z\sqrt{n} \mid \widehat{P}_b) - \mathbb{P}(\widehat{U}_n \leq t + z\sqrt{n} \mid P) \right| dP_Z \\ &= O_P(\xi). \end{aligned}$$

Hence, the result follows. \square

E Proofs for Table 1

Private Normal Approximation: Let $\widetilde{\sigma}(\widehat{\theta}_n)$ be an estimate of the variance found using **BLBvar**. Then, a one-sided confidence interval using the normal approximation is given by $(-\infty, \widehat{\theta}_n + \widetilde{\sigma}(\widehat{\theta}_n) \frac{z_\alpha}{\sqrt{n}}]$. For this set, the true coverage is given by $\mathbb{P}(\theta \leq \widehat{\theta}_n + \widetilde{\sigma}(\widehat{\theta}_n) \frac{z_\alpha}{\sqrt{n}}) = \mathbb{P}(\widetilde{U}_n \leq \widetilde{\sigma}(\widehat{\theta}_n) z_\alpha)$. Using Lemma D.2 under the assumption that \widehat{U}_n admits an Edgeworth expansion (satisfies Assumption A3) with $k = 1$, we have that

$$\mathbb{P}(\widetilde{U}_n \leq \widetilde{\sigma}(\widehat{\theta}_n) z_\alpha) = \Phi\left(\frac{z_\alpha \widetilde{\sigma}(\widehat{\theta}_n)}{\sigma}\right) + O\left(\frac{1}{\sqrt{n}} + \eta_\theta \sqrt{n} + \nu_\theta\right),$$

where σ denotes the asymptotic standard deviation of \widehat{U}_n . Thus,

$$\left| \mathbb{P}(\widetilde{U}_n \leq \widetilde{\sigma}(\widehat{\theta}_n) z_\alpha) - (1 - \alpha) \right| \leq \left| \Phi\left(\frac{z_\alpha \widetilde{\sigma}(\widehat{\theta}_n)}{\sigma}\right) - \Phi(z_\alpha) \right| + O\left(\frac{1}{\sqrt{n}} + \eta_\theta \sqrt{n} + \nu_\theta\right).$$

Using the lipschitzness of the normal CDF and arguments similar to those in ??, we have that

$$\left| \Phi\left(\frac{z_\alpha \widetilde{\sigma}(\widehat{\theta}_n)}{\sigma}\right) - \Phi(z_\alpha) \right| = O(|\widetilde{\sigma}(\widehat{\theta}_n) - \sigma|).$$

Now, using Proposition 5 to calculate the value of ω_σ and Theorem 3 to get the error of **BLBvar** in estimating σ , and noting that W_θ is usually a random variable with mean zero, scale $\frac{1}{n\varepsilon_\theta}$ and sufficiently quickly decaying tails, the rates for Private normal approximation follow in the one-sided interval case follow. The two sided interval case follows similarly by taking the difference between the coverage of two one-sided intervals.⁵

⁵We can obtain slightly sharper results in terms of negligible lower order terms using the Edgeworth expansion for the studentized statistic $\frac{\sqrt{n}(\widehat{\theta}_n - \theta)}{\sigma(\widehat{\theta}_n)}$, but we do not present it here since it doesn't lead to any improvement in rates in terms of the dominant terms.

Private percentile method: We now describe how to choose the sequence of sets $I_{1:t}$ to construct one-sided or two-sided confidence intervals with asymptotic coverage error rates given in Table 1. From Proposition 5, we know that $\omega_{\text{cdf}} = O_P(\frac{1}{\sqrt{b}} + \frac{1}{\varepsilon_\theta \sqrt{n}})$ since W_θ is usually a random variable with mean zero, scale $\frac{1}{n\varepsilon_\theta}$ and sufficiently quickly decaying tails. In both the cases, we would like to query enough sets to ensure there exists at least one set (say I_t) with $\mathbb{P}(\tilde{U}_n \in I_t) \in [1 - \alpha + C_P \omega_{\text{cdf}}, 1 - \alpha + 2C_P \omega_{\text{cdf}}]$. Consider the sequence of sets $I_t = [-th, th]$ for the two sided case and $I_t = [-\infty, th]$ for the one-sided case, for $t \in [T]$ where $h = o(\omega_{\text{cdf}}) = \frac{c}{\sqrt{n}}$ for a suitable constant c on which our error depends. Assuming the distribution of \tilde{U}_n is Lipschitz upto lower order terms in n , there exists at least one set in $\{I_{1:T}\}$ such that $\mathbb{P}(\tilde{U}_n \in I_t) \in [1 - \alpha + C_P \omega_{\text{cdf}}, 1 - \alpha + 2C_P \omega_{\text{cdf}}]$. Assuming the area of interest for the query is $[-R, R]$ ($[-\infty, R]$ in the one sided case), the number of queries in this case would be $T = \lceil \frac{R}{h} \rceil$, and hence we can choose $s = K \frac{\log(n)}{\varepsilon_q}$ for some constant K (which can be tuned in practice). Using this sequence of sets, we can query the algorithm **BLBquant** and obtain a set I_{t^*} such that $\mathbb{P}(\tilde{U}_n \in I_{t^*}) = 1 - \alpha - O(\omega_{\text{cdf}})$.

F Experimental Details

In this section, we describe the algorithms used for the experiments in Section 5 and the details of the experimental setup. We first present our evaluation setup and metrics in Appendix F.1, next we describe the algorithms and their hyperparameters in Appendix F.2, and finally we describe the synthetic and real datasets used along with corresponding additional plots for each dataset in Appendix F.3. All algorithms were run to find 95% confidence intervals $(1 - \alpha) = 0.95$.

F.1 Evaluation Setup

In each experimental setting (Mean estimation, Median estimation or Logistic regression), we run each algorithm for N_{trials} trials to get the ends of confidence intervals $(\tilde{q}_l(\tilde{U}_n), \tilde{q}_h(\tilde{U}_n))$ or $(\tilde{\sigma}(\tilde{\theta})q_l(Z), \tilde{\sigma}(\tilde{\theta})q_h(Z))$ respectively, for the private percentile method and the private normal approximation method) output by the different algorithms. In each trial, we obtain a fresh dataset by sampling n points from the distribution in the synthetic case and sampling n points from the global dataset in the real dataset case (the rationale is described in Appendix F.3). Within each trial, we resample the dataset N_{resamp} times to calculate $\tilde{\theta}_n$ which gives the confidence interval $[\tilde{\theta}_n + \frac{\tilde{q}_l(\tilde{U}_n)}{\sqrt{n}}, \tilde{\theta}_n + \frac{\tilde{q}_h(\tilde{U}_n)}{\sqrt{n}}]$ or $[\tilde{\theta}_n + \frac{\tilde{\sigma}(\tilde{\theta})q_l(Z)}{\sqrt{n}}, \tilde{\theta}_n + \frac{\tilde{\sigma}(\tilde{\theta})q_h(Z)}{\sqrt{n}}]$. For each interval, we record the coverage by checking whether the true parameter $\theta(P)$ lies in the confidence interval and calculate the average coverage over $N_{\text{resamp}} * N_{\text{trial}}$ runs. Similarly, we record the width of each confidence interval across N_{trial} trials. This method of evaluation by splitting the total runs into trials and resampling within each trial is used to speed up computation since we need to run bootstraps only N_{trials} times, and it still gives us a coverage estimate over $N_{\text{resamp}} * N_{\text{trial}}$ total runs. While this gives us only N_{trials} unique values of widths of confidence intervals, these values are fairly concentrated around their mean as shown in the width plots and hence N_{trial} unique width values are enough to help us make comparisons between the widths of the confidence intervals output by different algorithms.

F.2 Algorithms

F.2.1 NonprivateBaseline

As a non-private baseline, we use the non-private percentile method using the non-private unstudentized bootstrap, where we approximate the distribution of the private statistic. We bootstrap the

distribution of the private estimator instead of the non-private estimator to have a good estimate of the baseline length of the confidence interval around the private estimator. This interval is wider than the confidence interval around the non-private estimator due to the additional noise induced by the private mechanism. We run the bootstrap for $m_{\text{boot}} = \min\{10000, \max\{100, \frac{n^{1.5}}{\log(n)}\}\}$ monte carlo iterations. We choose this value after some tuning, where we find that increasing the number of monte carlo iterations beyond this value, the coverage error of the confidence intervals doesn't change much.

F.2.2 BLBvar

We use **BLBvar** to estimate the variance of the unstudentized statistic $\tilde{U}_n = \sqrt{n}(\theta - \tilde{\theta}_n)$ and use the normal approximation method to construct the confidence interval. We set the number of Monte Carlo iterations for each little bootstrap to be $m_{\text{boot}} = \min\{10000, \max\{100, \frac{n^{1.5}}{s \log(n)}\}\}$.

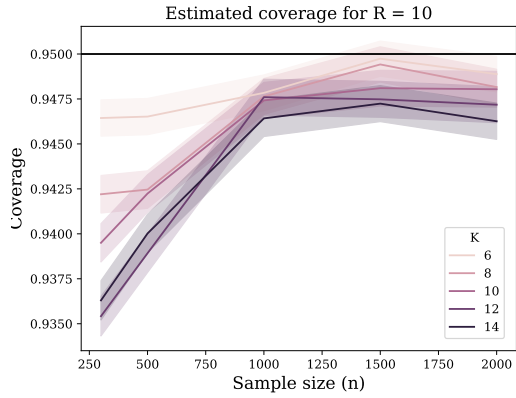
To instantiate the algorithm, we need to set two other hyperparameters, the number of partitions of the dataset s and the upper bound on the variance $R^2\sigma^2$, where σ^2 is the true variance and R^2 is the ratio of the upper bound used in the algorithm and the true variance. We choose $s = \lfloor \frac{K \log n}{\varepsilon_\sigma} \rfloor$ as suggested by our theory and study the effect of varying K in Figures 3a and 3b. For a smaller value of R ($= 10$ in Figure 3a), all values of K have similar performance, with performance dropping slightly as we increase the value of K . For a larger value of R ($= 300$ in Figure 3b), we see that smaller values of K overestimate the variance and output very wide intervals with higher than required coverage. We also study the effect varying the upper bound ($R^2\sigma^2$) on the variance of the unstudentized statistic in Figures 4a and 4b. While a smaller value of R is obviously better for the performance of the algorithm at all values of K , we note that the performance of the algorithm more stable for higher values of K compared to lower values like $K = 6$, where the performance starts degrading even for $R = 30$.

Since, the true optimal value of K depends for a given problem setting and R , we choose $K = 10$ and run our experiments for $R = 50$ for illustration of results. Note that there is an interplay between the optimal value of K and the upper bound R^2 . The probability of catastrophic failure (outputting very wide confidence sets) of the private median subroutine is roughly proportional to $e^{-K \log(n)/(2\varepsilon_\sigma)} * (R\sigma)^2 * \sqrt{n}$. So choosing a higher K may reduce the probability of catastrophic failure, but a higher value of K decreases the number of samples in each bootstrap, thus hurting the accuracy of each individual deployment. Thus, for actual deployment, a practitioner may need to choose K to be higher than 10 (say 12 or 14) to be more risk averse when they are unsure about how bad their upper bound for variance is.

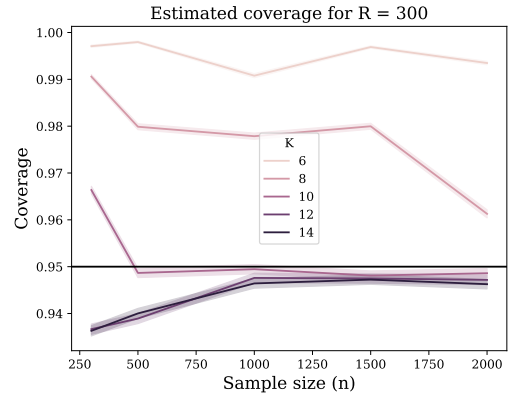
F.2.3 BLBquant

We use **BLBquant** to estimate the quantiles of the distribution of the centered statistic $\tilde{U}_n = \sqrt{n}(\theta - \tilde{\theta}_n)$ and use the private percentile method to construct the confidence interval. We set the number of Monte Carlo iterations for each little bootstrap to be $m_{\text{boot}} = \min\{10000, \max\{100, \frac{n^{1.5}}{s \log(n)}\}\}$.

To instantiate the algorithm, we need to set two other hyperparameters, the number of partitions of the dataset s and the sequence of sets I_t amongst which we find the first set with coverage more than $1 - \alpha$. We choose the sequence of sets as $I_t = [-th, th]$ for $t = 1, 2, \dots$ and $h = c/\sqrt{n}$ as suggested in the prose after Lemma 3.1 and study the effect of changing c in Figs. 5a to 5c. For different values of K changing the multiplier c on a logarithmic scale leads to changes in performance. Lower values of K are more sensitive to the changes from optimal value of multiplier than higher values (note the changes in y scale in the plots Figs. 5b and 5c). This happens because for lower values of c , *blbquant* takes more number of queries to reach the correct quantiles and with

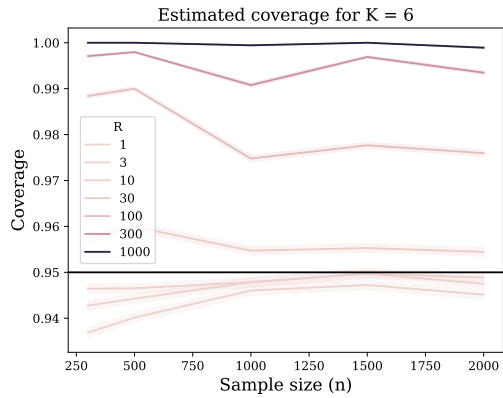


(a) Coverage for different K and R = 10

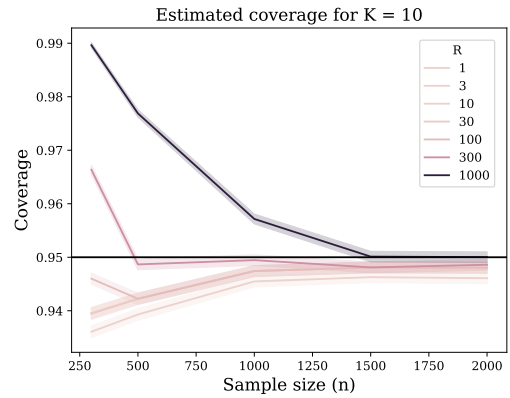


(b) Coverage for different K and R = 300

Figure 3: Hyperparameter sensitivity of **BLBvar** on mean estimation with $\varepsilon_{\text{tot}} = 8$



(a) Coverage for different R and K = 6



(b) Coverage for different R and K = 10

Figure 4: Hyperparameter sensitivity of **BLBvar** on mean estimation with $\varepsilon_{\text{tot}} = 8$

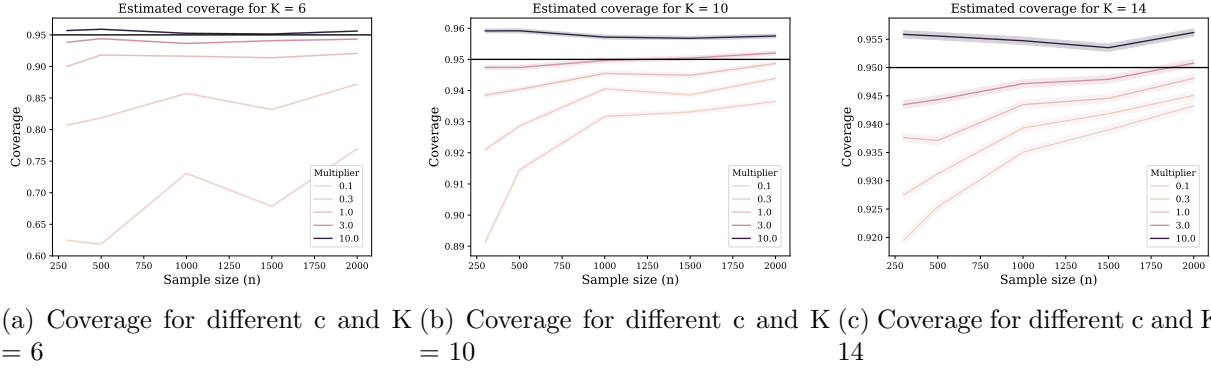


Figure 5: Hyperparameter sensitivity of **BLBquant** on mean estimation with $\varepsilon_{\text{tot}} = 8$

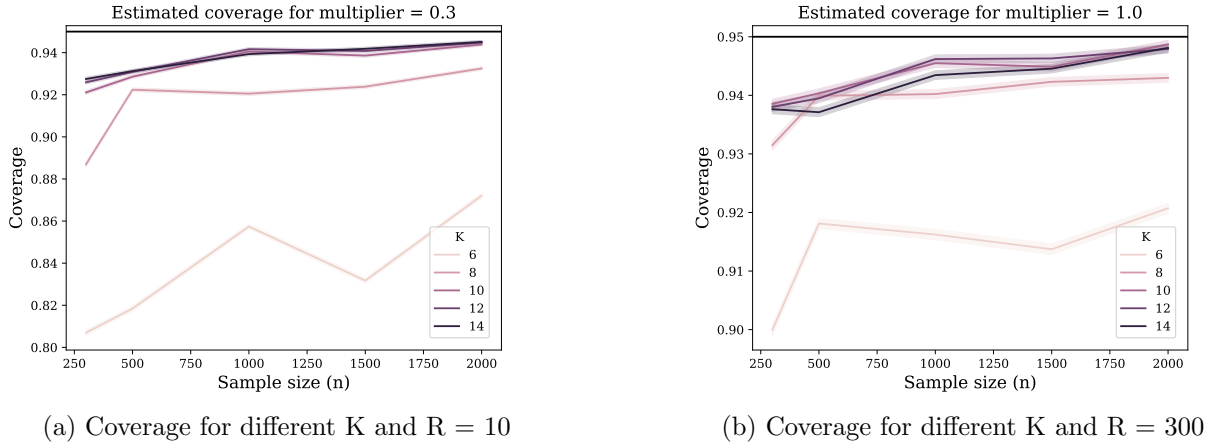


Figure 6: Hyperparameter sensitivity of **BLBquant** on mean estimation with $\varepsilon_{\text{tot}} = 8$

many queries and a small value of K , the probability of outputting extreme values of coverage (0 or 1) is higher. We conduct all mean and median estimation experiments with $c = 1$ to remain agnostic to a particular setting.

For choosing the number of partitions, we use $s = \lfloor \frac{K \log n}{\varepsilon_q} \rfloor$ as suggested by our theory and study the effect of varying K in Figures 6a and 6b. As in the case of **BLBvar**, beyond a threshold value for K , we find no significant improvement in the coverage error and below that value the sensitivity to the granularity was much higher. We choose $K = 10$ for all problem settings.

In practice, one may choose the value of h to depend on the precision they desire from their problem setting. Then, they can choose K so based on their risk appetite. Similar to **BLBvar**, a higher value of K makes the results more robust to a bad setting of h , but it may hurt the accuracy of each individual bootstrap by reducing its effective sample size.

F.2.4 GVDP

We also compare against the GVDP algorithm proposed in Covington et al. (2021). We use a slight modification of the implementation provided by the authors at https://github.com/ctcovington/chhk_clean. We use the same hyperparameters as suggested in that code and run the mean estimation algorithm CoinPress for $t = 5$ iterations. We tune the number of subsets s

and find that although the algorithm is sensitive to the number of subsets at small n values (in the range we consider), using $s = \sqrt{n}$ works well for the mean estimation setting. Since the algorithm is defined for ρ -concentrated DP we find a ρ_{tot} such that an algorithm satisfying $(\varepsilon_{\text{tot}}, \delta)$ also satisfies ρ_{tot} -concentrated DP for $\delta = 1/n^{1.1}$. Lastly, since GVDP also uses an upper bound on the variance of the statistic, we set it to be 10 times the true variance.

F.2.5 Normal + LaplaceVariance

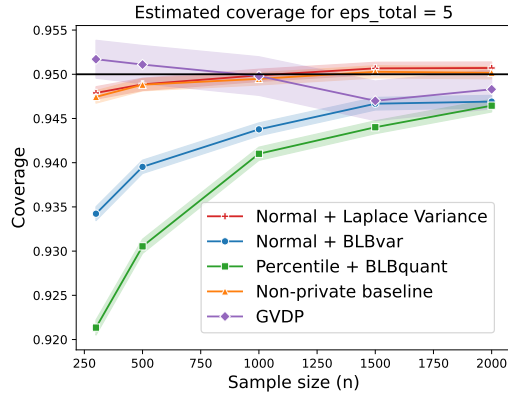
For the mean estimation setting (described in detail in Appendix F.3), since we are dealing with bounded random variables and using the Laplace mechanism to form a private estimator from the non-private estimator, we exactly know the noise induced by the privacy mechanism and we can also find a private estimator for the variance using Laplace mechanism. We use this private estimate of the variance of the non-private estimator and add the variance of the independent Laplace noise added to the non-private estimator to privatize it to obtain a private estimate of the variance of the private estimator. This is a very task specific estimator and we don't expect such knowledge to be available to practitioners in general. However, we still benchmark this algorithm as it shows how well can normal approximation do with a good private estimator for the variance.

F.3 Experiment Settings

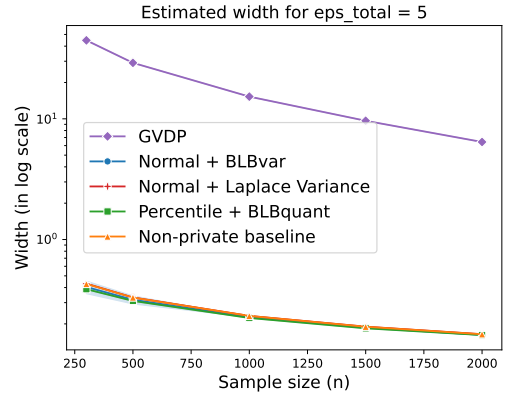
Mean Estimation : For mean estimation, we do experiments on a synthetic dataset for which we sample from a truncated Gaussian distribution. We truncate a gaussian distribution with mean 0 and variance 4 at -6 and 4 , which induces some skewness in the distribution, and the resulting distribution has mean -0.10156598 and variance 3.492594559901623 . We repeated these experiments for other truncated Gaussian distributions with more skewness, for symmetric truncated gaussian distributions with no skewness, and for truncated distributions with a triangular probability density function (see `scipy.stats.triang`) and obtained very similar results as ones for the truncated Gaussian distribution described above. Hence, we only present results for the truncated Gaussian distribution here. We used an independent Laplace noise mechanism as a private estimator for this task, which for a random variable bounded in the interval $[l, u]$ adds noise proportional to a Laplace random variable with scale $= \frac{u-l}{n\varepsilon}$ for privatizing a sample mean with differential privacy parameter ε . Lastly, we use $N_{\text{trials}} = 160$ and $N_{\text{resamp}} = 625$ and assign half of the total privacy budget ε_{tot} to parameter estimation and the other half to variance/quantile estimation depending on the algorithm.

Median Estimation : For median estimation, we do experiments on a synthetic dataset for which we again sample from the same Truncated Gaussian distribution as in mean estimation. We truncate a gaussian distribution with mean 0 and variance 4 at -6 and 4 , which induces some skewness in the distribution, and the resulting distribution has median -0.0536488645 and asymptotic variance of the sample median 5.9882920 . We use the inverse sensitivity mechanism to find a private median as described in [PrivMedian](#) (reproduced from [Asi and Duchi \(2020\)](#)) since it is the instance-optimal mechanism for differentially private median estimation. Lastly, we use $N_{\text{trials}} = 80$ and $N_{\text{resamp}} = 625$ and assign half of the total privacy budget ε_{tot} to parameter estimation and the other half to variance/quantile estimation depending on the algorithm.

Logistic Regression : For logistic regression, we use the newer versions of the *Adult Income* dataset proposed in [Ding et al. \(2021\)](#) (<https://github.com/socialfoundations/folktables>). We use the `folktables` package to preprocess the data and construct a dataset of $n_{\text{tot}} = 1587856$

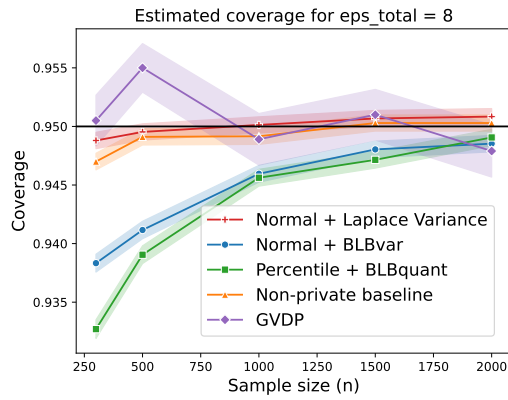


(a) Mean estimation coverage

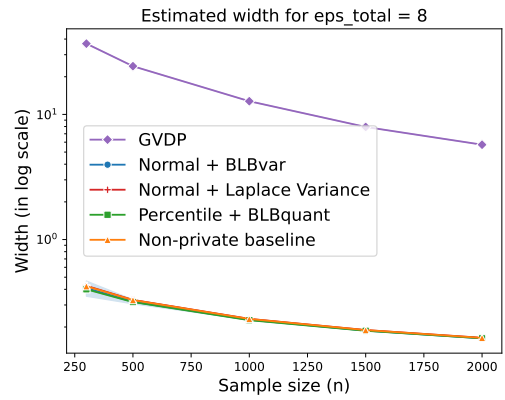


(b) Mean estimation width

Figure 7: Mean estimation with $\epsilon_{\text{tot}} = 5$

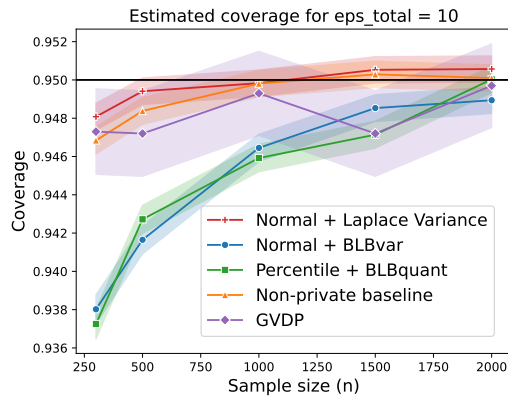


(a) Mean estimation coverage

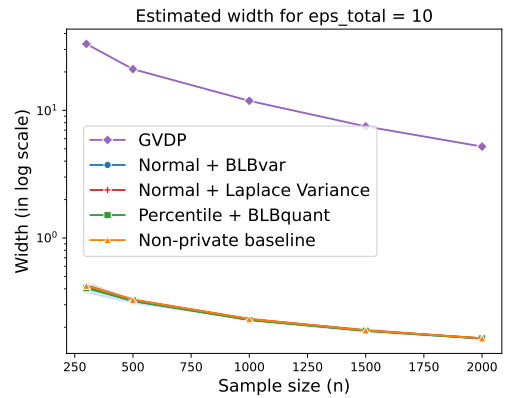


(b) Mean estimation width

Figure 8: Mean estimation with $\epsilon_{\text{tot}} = 8$

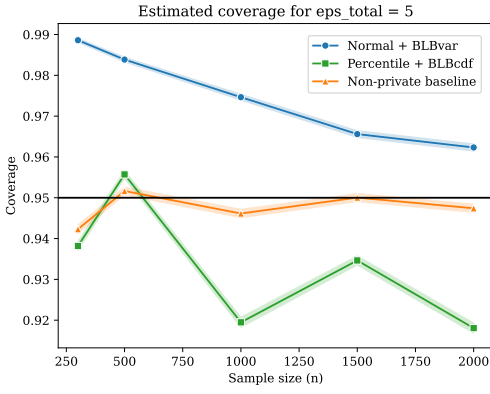


(a) Mean estimation coverage

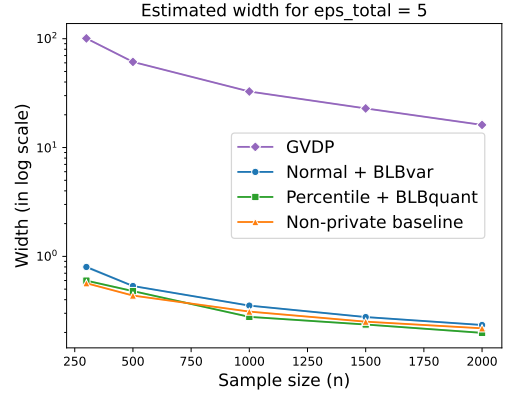


(b) Mean estimation width

Figure 9: Mean estimation with $\epsilon_{\text{tot}} = 10$

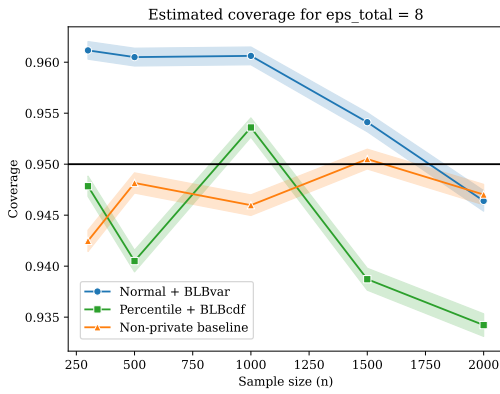


(a) Median estimation coverage

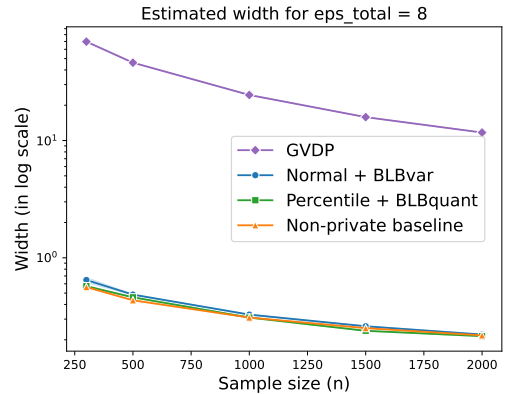


(b) Median estimation width

Figure 10: Median estimation with $\epsilon_{\text{tot}} = 5$

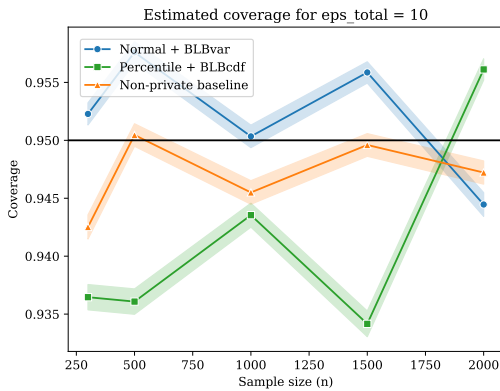


(a) Median estimation coverage

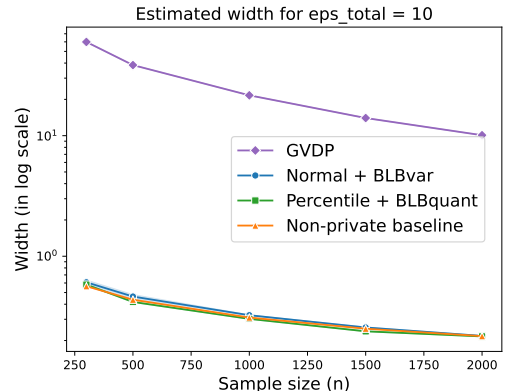


(b) Median estimation width

Figure 11: Median estimation with $\epsilon_{\text{tot}} = 8$



(a) Median estimation coverage



(b) Median estimation width

Figure 12: Median estimation with $\epsilon_{\text{tot}} = 10$

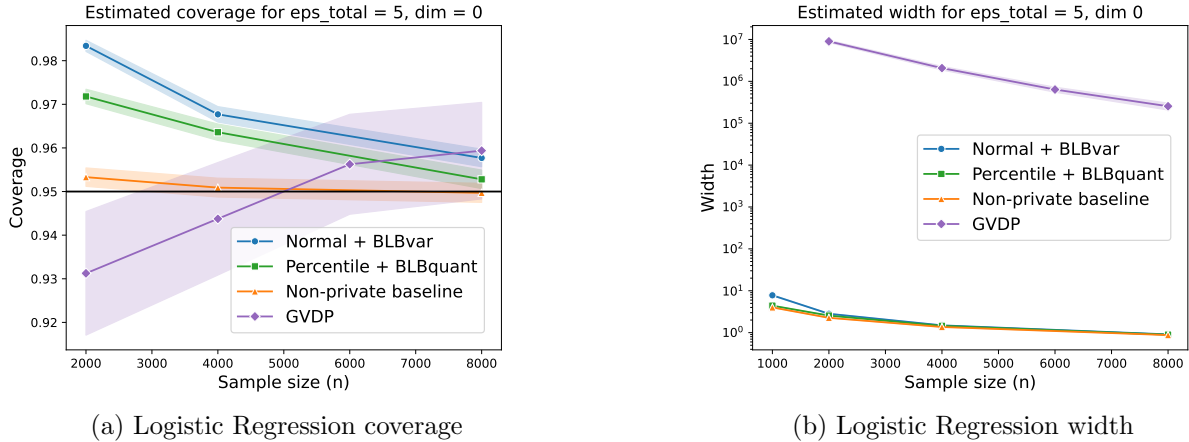


Figure 13: Logistic Regression with $\epsilon_{\text{tot}} = 5$

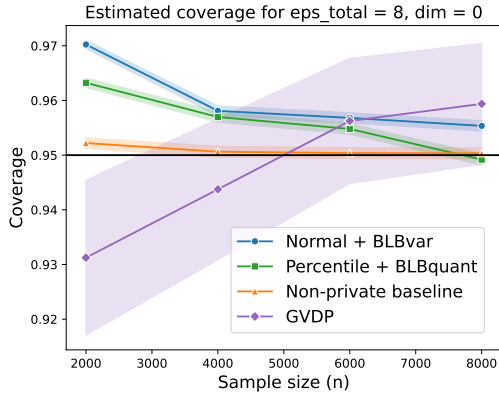
datapoints with 4 features corresponding to age, school, working hours per week and sex of the individual and an additional intercept (bias) term. All features are normalized to lie in $[0, 1]$. We drop the remaining categorical features to keep the problem size small so we can run multiple bootstraps to calculate the coverage error and they don’t change the accuracy by a lot. The task is to estimate whether given features correspond to an individual earning more than \$30K per year. In our dataset, we have 53.8% positive labels and 46.2% negative labels. The non-private ERM solution using all the data with the 4 features and an intercept mentioned above has an accuracy of 77.8%. We use this solution as the “true solution” to calculate the coverage error. Experiments are run on smaller sample sizes ($n = 2000$ to 8000) by sampling n points from the whole dataset of n_{tot} points. We use the inverse sensitivity mechanism for robust regression, described in [Asi and Duchi \(2020, Section 5.2\)](#) to find a private estimator for the logistic regression problem. They propose a Metropolis Hastings scheme to sample from a distribution defined by the exponential mechanism with inverse sensitivity as the score function, and give a first order accurate approximation to the private estimator which can be implemented without the Metropolis-Hastings (MH) scheme. We use the first-order accurate approximation for our experiments to calculate the coverage error as performing the MH scheme repeatedly can become prohibitively expensive when running multiple instances of bootstraps. Lastly, we use $N_{\text{trials}} = 80$ and $N_{\text{resamp}} = 625$ and assign half of the total privacy budget ϵ_{tot} to parameter estimation and the other half to variance/quantile estimation depending on the algorithm. We emphasize that the privacy budget is allocated to estimate the variance/quantile along a single dimension. The total budget used to get marginal confidence intervals for all dimensions would be $\epsilon_{\theta} + d * \epsilon_q$ (or $\epsilon_{\theta} + d * \epsilon_{\sigma}$), depending on the algorithm, where d is the dimension of the problem (in our case, $d = 5$ including the intercept).

F.4 Ablations

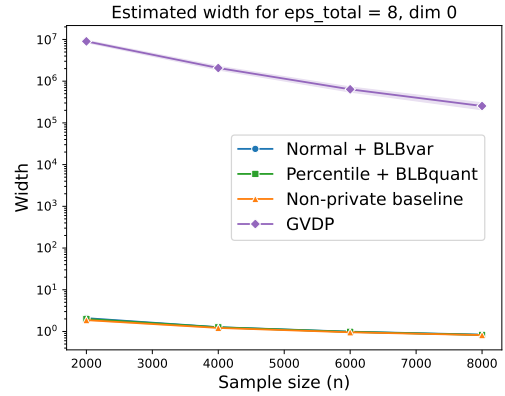
In this section, we study the source of the loss in performance compared to the non-private settings for both our algorithms [BLBvar](#) Figures 15a to 15c and [BLBquant](#) Figures 16a to 16c.

For [BLBvar](#), across different ϵ_{tot} values, we plot the coverage for the following three algorithms in Figures 15a to 15c:

1. **Normal + BLBvar**: Our proposed algorithm based on variance estimation and normal approximation.
2. **NonprivateBLBvar**: For this ablation, we partition the dataset into the same s buckets as

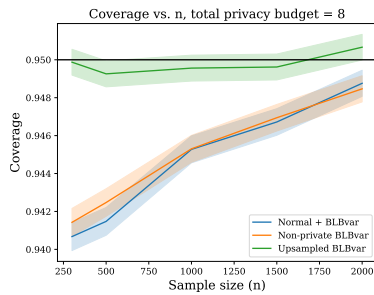


(a) Logistic Regression coverage

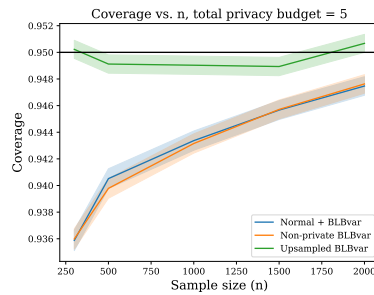


(b) Logistic Regression estimation width

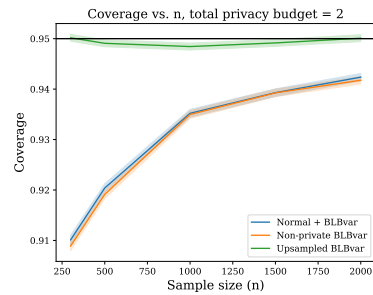
Figure 14: Logistic Regression with $\epsilon_{\text{tot}} = 8$



(a) $\epsilon_{\text{tot}} = 8$



(b) $\epsilon_{\text{tot}} = 5$



(c) $\epsilon_{\text{tot}} = 2$

Figure 15: Ablations for **BLBvar** on mean estimation.

done in **BLBvar**, but we aggregate using the true non-private median instead of the private median. This measures the effect of error introduced due to taking the private median of the variance estimated by each little bootstrap.

3. **UpsampledBLBvar**: In this case we use the same number of partitions s as before, but for each little bootstrap, we use the whole dataset instead of a subset and take the private median of the output of the individual bootstraps. We note that this is not private anymore because we can't apply parallel composition as the same dataset is used for each bootstrap.

We note that the improvement in accuracy for **NonprivateBLBvar** compared to **Normal + BLBvar** is insignificant across different values of ϵ_{tot} and **UpsampledBLBvar** performs nearly optimally akin to the non-private setting. This suggests that the drop in accuracy compared to the non-private setting is happening due to the reduction in effective sample size and not due to the noise introduced by the private median estimation mechanism.

For **BLBquant**, across different ϵ_{tot} values, we plot the coverage for the following three algorithms in Figures 16a to 16c:

1. **Percentile + BLBquant**: Our proposed algorithm based on quantile estimation and the percentile method.
2. **NonprivateBLBquant**: For this ablation, we partition the dataset into the same s buckets as

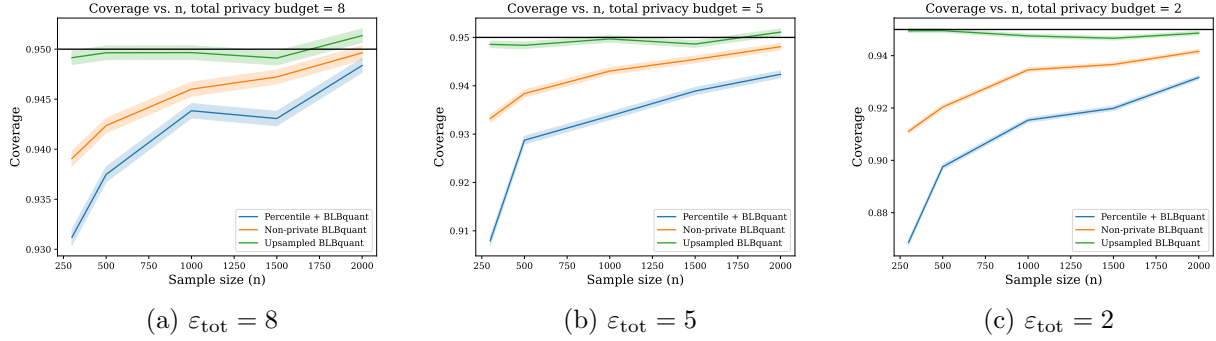


Figure 16: Ablations of **BLBquant** on mean estimation

done in **BLBquant**, but we aggregate using the true non-private median instead of the Noisy median (**NoisyMed**). This measures the effect of error introduced due to **NoisyMed**.

3. **UpsampledBLBquant**: In this case we use the same number of partitions s as before, but for each little bootstrap, we use the whole dataset instead of a subset and use **NoisyMed** to estimate the coverage for a set from individual bootstraps. We note that this is not private anymore because we can't apply parallel composition as the same dataset is used for each bootstrap.

We first note that similar to **BLBvar**, **UpsampledBLBquant** performs nearly optimally and close to the non-private setting. However, in this case, **NonprivateBLBquant** also improves in accuracy compared to **Percentile + BLBquant** and the improvement is higher for lower levels of ϵ_{tot} . This suggests that although there is drop in accuracy compared to the non-private setting that is due to the reduction in effective sample size, the noisy median mechanism also reduces the accuracy of the algorithm at smaller sample sizes.