

LLaVA-Docent: Instruction Tuning with Multimodal Large Language Model to Support Art Appreciation Education

Unggi Lee¹, Minji Jeon², Yunseo Lee^{*3}, Gyuri Byun^{*4}, Yoorim Son^{*5}, Jaeyoon Shin^{*6},
Hongkyu Ko^{†6}, & Hyeoncheol Kim^{†1}

Department of Computer Science and Engineering, Korea University¹

Teaching, Learning and Teacher Education, University of Nebraska-Lincoln²

Pungnap Elementary School, Seoul Metropolitan Office of Education³

Dangsu Elementary School, Gyeonggido Office of Education⁴

Fine Arts Education, Seoul National University⁵

Department of Elementary Art Education, Seoul National University of Education⁶

codingchild@korea.ac.kr / mjeon3@unl.edu / lyseo9772@gmail.com /
quty9711@gmail.com / thsvlzk@naver.com / art.sharinghappiness@gmail.com /
doors94@snue.ac.kr / harrykim@korea.ac.kr

*Equal contribute, †Corresponding author

Abstract

Art appreciation is vital in nurturing critical thinking and emotional intelligence among learners. However, traditional art appreciation education has often been hindered by limited access to art resources, especially for disadvantaged students, and an imbalanced emphasis on STEM subjects in mainstream education. In response to these challenges, recent technological advancements have paved the way for innovative solutions. This study explores the application of multi-modal large language models (MLLMs) in art appreciation education, focusing on developing LLaVA-Docent, a model that leverages these advancements. Our approach involved a comprehensive literature review and consultations with experts in the field, leading to developing a robust data framework. Utilizing this framework, we generated a virtual dialogue dataset that was leveraged by GPT-4. This dataset was instrumental in training the MLLM, named LLaVA-Docent. Six researchers conducted quantitative and qualitative evaluations of LLaVA-Docent to assess its effectiveness, benchmarking it against the GPT-4 model in a few-shot setting. The evaluation process revealed distinct strengths and weaknesses of the LLaVA-Docent model. Our findings highlight the efficacy of LLaVA-Docent in enhancing the accessibility and engagement of art appreciation education. By harnessing the potential of MLLMs, this study makes a significant contribution to the field of art education, proposing a novel methodology that reimagines the way art appreciation is taught and experienced.

Keywords: Art appreciation education, Multimodal large language model, Instruction tuning

1. Introduction

Art appreciation has two principal roles in appreciating human culture and developing critical thinking and emotional intelligence. As articulated by Carroll (2016), the conventional understanding of art appreciation extends beyond enjoyment to include a critical and analytical dimension, an

appreciation-as-sizing-up. This holistic approach, as Seabolt (2001) advocates, fosters a complete understanding of art, encompassing both emotional experiences and critical evaluations of its purpose, form, and content.

Despite its significance, teaching art appreciation presents notable challenges, especially to the youth (Johansen, 1979; Seabolt, 2001). One major obstacle is the limited access to art, typically facilitated through museums or galleries, which is attributable to geographical, economic, and social barriers, often accompanied by underprivileged students (DiMaggio & Mukhtar, 2012; Hanquinet et al., 2014). What makes matters worse is that art education receives less emphasis in classrooms than in other subjects like STEM (Chiu et al., 2022; Duh et al., 2014). Public education systems need to improve in allocating instructional resources for art education, even more so when it comes to art appreciation education alone (Beveridge, 2009).

In response to these challenges, diverse technological solutions have been proposed. For instance, using tablets and multi-touch technology has shown promise in enhancing students' motivation in art appreciation (e.g., Hung & Young, 2017). It has also been noted that the application of virtual reality technology, as explored, offers immersive and realistic experiences in art education (e.g., Chiu et al., 2023; Liu, 2021; Usui et al., 2018). The potential of using artificial intelligence (AI) systems has been highlighted because it enriches technology acceptance, learning attitude, and motivation for art appreciation education (e.g., Chiu et al., 2022).

The advent of large language models (LLMs) like ChatGPT and GPT-4 by OpenAI (2023) has revolutionized the educational landscape. These models have been instrumental in automating tasks such as generating descriptive assessments and creative problem-solving exercises (Baidoo-Anu & Ansah, 2023; Lee et al., 2023). However, their application in art appreciation has been limited due to their inherent operational nature with text-based input. To bridge this gap, the integration of LLMs with other modalities has led to the development of multi-modal large language models (MLLMs), including BLIP-2 (Li et al., 2023), Flamingo (Alayrac et al., 2022) and LLaVA (Liu et al., 2023a; Liu et al., 2023b). These models have shown promising results in blending text with other modalities, making them suitable for more nuanced analysis and interaction with art.

With the technological advances in AI and the demand for more in-depth art appreciation education, this research specifically examines the potential of MLLMs employed for art appreciation education, developing a model named LLaVA-Docent. This model enhances interactive and personalized learning experiences in art appreciation. The development of LLaVA-Docent involves a comprehensive data design framework that incorporates various attributes of exemplary artworks, pedagogical knowledge for art appreciation, and natural interaction, which contributes to fostering a more tailored and immersive educational experience.

The key research questions center on evaluating the effectiveness of MLLMs, specifically LLaVA-Docent, in enhancing art appreciation education. This involves considerations of the technological capabilities of these models as well as their practical application in diverse educational settings. Additionally, the study aims to propose methodologies for testing and evaluating the impact of LLaVA-Docent in real-world educational environments.

RQ1: What framework can be used to formulate the dataset to train LLaVA-Docent?

RQ2: How well does LLaVA-Docent work?

2. Literature Review

2.1. K-12 Art Education Shifts to Balance Expression and Appreciation, Leveraging Technology

In K-12 art education, there has been a greater focus on artistic expression compared to the development of art appreciation (Duh et al., 2014). Under the circumstances, several art educators have highlighted the balanced learning experience for expression and appreciation. As children develop their artistic abilities in two key aspects, expression, and appreciation, Lukens (1897) claimed that they develop at distinct paces, and one ability tends to advance over the other according to the child's developmental stage (Lukens, 1897). Emphasizing the importance of balancing these two art-related abilities, he suggested that continued appreciation training deepen the understanding of art (Lukens, 1897). Eisner also highlighted the importance of art appreciation education, saying, "The ability to see the world aesthetically does not automatically flow from the ability to create artistic visual forms" (Eisner, 1972, p.12).

However, as we have a limited instructional time assigned for art classes, appreciation still needs to be paid with scant attention compared to expression. Art appreciation education needs to be more adequately implemented due to a shortage of educational experts, insufficient teaching materials, outdated teaching methods, and diminished interest in learners who seldom receive positive feedback (Li, 2020). The challenge of providing immediate and personalized feedback to each student, who has diverse learning capabilities and paces (Hayadi et al., 2018; Moubayed et al., 2020), significantly adds to educators' workload, consequently leading to fewer opportunities for art appreciation education. Under the circumstances, technological advances can present solutions for extending art appreciation education in K-12 classrooms. One example would be the use of AI, which enables learning to be personalized.

While AI systems have been developed across various disciplines, including biology, language, and medical education (Chang et al., 2021; Koć-Januchta et al., 2020; Nazari et al., 2021), there are relatively few studies focused on AI in the field of art education (Chiu et al., 2022). A deep learning-based art learning system (DL-ALS) was developed to enhance university students' appreciation of artwork and painting skills (Chiu et al., 2022). However, this study has limitations, including its focus on college students rather than K-12 students, and its primary objective was not appreciating artworks but understanding the features of famous paintings and providing professional feedback on student works (Chiu et al., 2022).

With no existing technologies specifically for art appreciation education, there is a demand for devising technologies to amplify and enrich learning experiences in art appreciation. Through interactive AI, students can engage in free discussions about artworks and appreciate them. This could involve asking questions that stimulate appreciation at the students' level and providing information about the artwork.

2.2. Shifting Paradigms in Art Appreciation and the Role of AI in Education

Art appreciation has shifted from focusing primarily on the artist and artwork toward a current emphasis on the art appreciator (Kemp, 2012). For example, in traditional art appreciation education, teachers typically teach students about the meaning of artworks and the artists' lives. On the other hand, teachers frequently pose new questions to students, who fill the artwork's blank spaces with fresh perspectives based on their own imagination (Iser, 1984). Reception aesthetics challenges the fundamental principle of art appreciation, asserting that artworks be comprehended by their creators or within themselves (Kemp, 2012). This approach posits that the meanings and values of artworks are not static but rather interpreted and constructed through the interaction among the work, the artist, and the viewer. In the modernist era, art appreciation was centered on understanding the relationship between the artist

and their work. However, in the postmodernist era, the interpretation of art can never be generic as it is always contained within various discourses (Law, 2010). Therefore, the emphasis on art appreciation has shifted towards the audience's interpretative experience in discerning the meaning of the work. The new paradigm posits that although the artifact intrinsically contains embedded meanings, viewers also bring their subjective interpretations to the fore, rendering both artifact and observer active contributors in constructing integral components (Eckhoff-Heindl, 2022).

Researchers of this study utilized a set of different frameworks to develop AI models for art appreciation education: Anderson's five critical stages (1993), Visual Thinking Strategies (VTS) (Yenawine, 2013), Arenas's conversation-oriented appreciation approach (Yoshida, 2009), and Artful Thinking (Tishman & Palmer, 2006). These four approaches emphasize the importance of students interpreting artworks in various ways and constructing their meanings through teacher-student and student-student interactions, which widens the zone of proximal development (ZPD; Vygotsky, 1978).

Anderson (1988) presented a critical stage emphasizing the viewer's reactions and personal experience, consisting of five stages: *Reaction*, *Perceptual Analysis*, *Personal Interpretation*, *Contextual Examination*, and *Synthesis* (These are illustrated in **Table 5 & Appendix 3**). Anderson (1993) values the viewer's immediate reaction upon encountering artwork, carefully observes its formative characteristics, and guides viewers to ultimately judge the work's value by considering its formative or contextual characteristics at the time of creation. Moreover, this stage emphasizes the viewer's thoughts and feelings as more important than expert interpretation. Yenawine (2013) formulated the VTS framework, which encompasses posing inquiries, rephrasing content, and paraphrasing. Applying VTS in the classroom, teachers would ask students to answer several specific but open-ended questions that come in a sequence, which helps to activate the observation skills that students already have (Yenawine, 2013). Cooperating with peers, students actively participate in the creative meaning-making process in art appreciation (Yenawine, 2013). Arenas also underscores the significance of dialogue for appreciating art (as cited in Yoshida, 2009). Introducing the VTS perspective with her conversation-oriented art appreciation method, Arenas criticized the existing museum docent tours for their focus on explanation and interpretation based on expert perspectives and advocated that viewers derive meaning from the artwork by personal observation, establishing their repertoire and engaging in interactive experiences (as cited in, Kinoshita, 2001). Similarly, the methodology known as Artful thinking offers a framework for engaging in art appreciation by using specific questioning techniques to strengthen student's thinking and learning (Tishman & Palmer, 2006).

AI-based platforms will enable personalized conversations, providing specific feedback and scaffolding to learners (Fitriani et al., 2023), enhancing student engagement in art appreciation. AI is adept at imparting subject knowledge and has conversation skills for seamless communication (Fitriani et al., 2023). AI integration can enable students to swiftly and effortlessly engage with artworks through interactions with AI experts who serve as personal tutors. Integrating AI in art appreciation education promises a qualitative transformation, particularly in addressing the high student-to-teacher ratio challenge. It offers the essential scaffolding required for effective art appreciation education at the K-12 level.

2.3. Multimodal Large Language Model

Multimodal Language Learning Models (MLLMs) have emerged as a leading technology in deep learning, integrating language and visual processing capabilities. These models, including 'Connecting

text and images' (CLIP) (Radford et al., 2021), Flamingo (Alayrac et al., 2022), BLIP-2 (Li et al., 2023), and LLaVA (Liu et al., 2023a, 2023b), demonstrate advanced multimodal interpretation and processing.

CLIP (Radford et al., 2021) employs unstructured text for learning, utilizing 400 million data points and zero-shot learning for precise predictions in domain shifts. Flamingo (Alayrac et al., 2022) enhances the model's performance with few-shot learning, using a frozen vision encoder, language model, and cross-attention layers. BLIP-2 (Li et al., 2023), introduced by Li et al. (2023), leverages the Query Former (Q-Former) to enhance image-text matching and generation, maintaining a frozen state for image encoders and LLMs for optimal performance. LLaVA, developed by Liu et al. (2023a, 2023b), connects a vision encoder with a LLM, showcasing a unique simplicity. It achieved a notable 85.1% relative score compared to GPT-4 in a synthetic multimodal instructional following dataset.

In the educational research field, a little research only explored the potential of MLLMs. Lee and Zhai (2023) used MLLM for automatic scoring of drawn models. To fill this gap, in this research, we used LLaVA to leverage art appreciation education.

2.4. Instruction Tuning

Instruction Tuning (IT) has emerged as a significant optimization strategy in LLMs, notably improving their zero-shot performance on unfamiliar tasks (Wei et al., 2021). This approach requires minimal changes to the model's architecture, offering computational efficiency and quick adaptability to new domains without exhaustive retraining (Liu et al., 2023a; Liu et al., 2023b; Zhang et al., 2023; Zhao et al., 2023). Despite its advantages, IT faces challenges in designing high-quality instructions and achieving consistent and profound task comprehension, as critiqued by Kung and Peng (2023) and Gudibande et al. (2023).

The field of IT is evolving with models Alpaca (Taori et al., 2023), Vicuna (Chiang et al., 2023), and Orca (Mukherjee et al., 2023), which are LLaMA (Touvron et al., 2023) with IT, offering diverse approaches. The LIMA model (Zhou et al., 2023) is particularly noteworthy for showing promising results despite using a smaller training dataset. IT has expanded into MLLMs, with applications in models like LLaVA (Liu et al., 2023) and PaLM-e, which integrate visual and auditory aspects. However, the application of IT in specialized fields like art education is still in its infancy and warrants further exploration.

3. Method

3.1. Research Procedure

This study followed the design and development research (DDR) methodology type 1 (Richey & Klein, 2014), emphasizing the iterative process to improve the quality of programs, tools, or other products. The method was employed because the study aimed to develop the LLaVA model into an art education tool for users. The research process consisted of six phases. In phase 1, based on the previous research, we developed the prototype of LLaVA-Docent version 1 and datasets. In phase 2, we collect information about art appreciation education from literature reviews and subject matter experts' (SMEs) interviews, thus making a dataset design framework version 1. In phase 3, we validate the dataset design framework with SMEs and make the dataset design framework version 2.

To develop a pedagogically valid model, we conducted SME interviews at two critical stages: Phase 2 to build the data framework for LLaVA-docent and Phase 3 to validate the framework for educational purposes. The subject matter experts were selected based on criteria, including being

professional in art, art appreciation, art education, and being interested in AI or generative AI. More detailed information about SMEs is in the **Table 1** below.

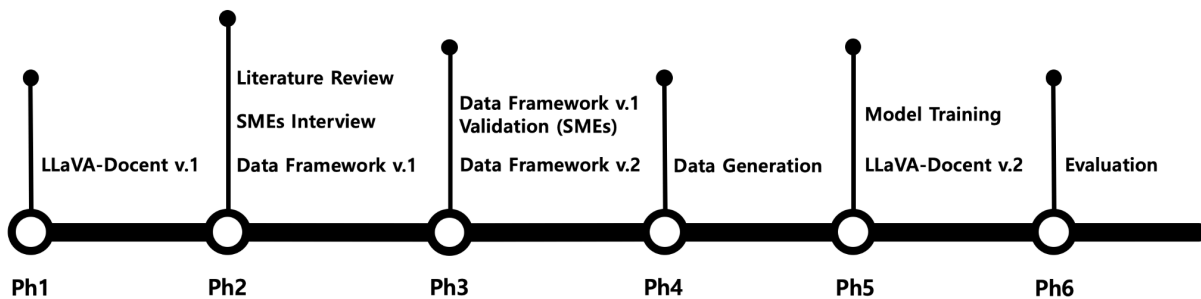
Table 1
Profiles of the SMEs

Phase	Name	Occupation	Career
2. Build the Framework	Expert 1	Elementary School Teacher	5 years
	Expert 2	Art Education Professor	15 years
	Expert 3	Media Artist	11 years
	Expert 4	Curator	4 years
3. Validate the Framework	Expert 5	Art Education Professor	5 years
	Expert 6	Art Education Professor	11 years

For data analysis, this study utilized semi-structured interview data in conjunction. The researchers have used the qualitative coding method for the analysis of interviews. In phase two, thematic analysis was employed to derive meaning from the responses to build the first framework of LLaVA-Docent. The process underwent three main steps: data preprocessing, thematic analysis, and code book review. Data preprocessing includes cleansing and familiarizing it with the data by proofreading the transcripts. After preprocessing the data, the researchers applied open, axial, and theme coding (Corbin & Strauss, 1990). Finally, the code book was organized with themes, codes, definitions, and examples. On the other hand, in-vivo coding was conducted to confirm the data framework that the researchers have built. The researchers categorized the feedback and findings through in-vivo coding.

In phase 4, we generate a dataset using the data design framework version 2. We trained LLaVA-Docent using the generated dataset from data design framework version 2 in phase 5. In phase 6, LLaVA-Docent version 2 was finally made, and its results or effects were evaluated. More detailed information on the evaluation part can be found in **3.3. Model Evaluation**. The timeline of the research can be found in **Figure 1**.

Figure 1
Timeline of the Research Process



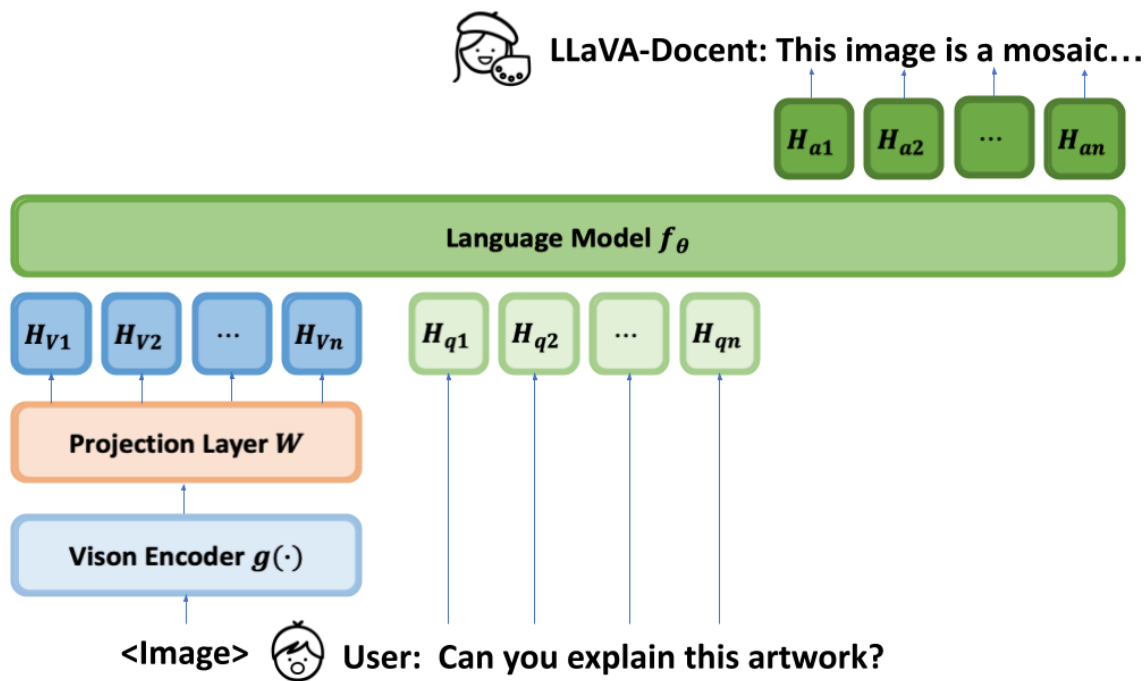
3.3. Technological Research Development for LLaVA

Architecture of LLaVA-Docent

LLaVA-Docent is to leverage LLaVA research (Liu et al., 2023a; Liu et al., 2023b). We use LLaVA version 1.0 in this research. LLaVA consists of three parts: vision encoder $g(\cdot)$, LLM $f_\phi(\cdot)$, and projection layer W . First, vision encoder $g(\cdot)$ is specialized to capture the visual modality. When image data X_v is imputed in the vision encoder, the visual feature Z_v is out. Second, a single trainable projection layer W is used to link the different modalities between image and language. Projection layer W projects visual embedding tokens H_v to the same dimensionality of language embedding tokens H_q . The equation is $H_v = W \cdot Z_v$. Third, we choose Vicuna (Chiang et al., 2023) as LLM $f_\phi(\cdot)$, which is parameterized by ϕ . Input data of LLM is concatenated H_v and H_q . The final equation is $X_a = f_\phi([H_v : H_q])$, which $[:]$ is concat notation. **Figure 2** is the architecture of LLaVA-Docent.

Figure 2

Architecture of LLaVA-Docent, Inspired by LLaVA (Liu et al., 2023b)



Training Strategies of LLaVA

Liu et al. (2023a, 2023b) suggested two-stage training strategies, pre-training and fine-tuning, to train LLaVA. By leveraging training we chose two-stage training strategies. In the pre-training stage, pairs of image and language data, which explain the whole image and objects in the image, are used to train projection layer W . The projection layer W is trainable, while vision encoder $g(\cdot)$ and language model $f_\phi(\cdot)$ are not trainable. After the pre-training stage, projection layer W can link the visual and textual modality.

In the fine-tuning stage, pairs of image and dialogue data, which were generated from GPT-4, are used to fine-tune the pre-trained model. To generate dialogue data, we used a data framework to make a prompt for GPT-4. Details of the data framework are explained in **Phase 4**.

Following the training strategy of LLaVA, we only trained the dialogue part of the dialogue data, except the prefix parts.

Experiment Setting

In the model setting, we used vicuna-13b-v1.5 (Chiang et al., 2023) as LLM, clip-vit-large-patch14 (Radford et al., 2021) as image encoder and linear layer for projection layer both LLaVA-Docent V1 and V2. The model setting and hyper-parameter setting for training in this research are in **Table 2**.

Table 2

Hyper-parameter Setting for Training LLaVA-Docent

	Pre-training	Fine-tuning
LLM	vicuna-13b-v1.5	
Vision Encoder	clip-vit-large-patch14	
Projection Layer	Linear layer	
Deepspeed	Zero-3 Offload	
Epoch	1	
Device per batch size (train/valid)	128/128	32/32
Weight decay	0	
Warmup ratio	0.3	
Learning rate	2e-5	
Max length	2048	

Model Evaluation

Evaluating generative tasks in machine learning presents unique challenges compared to classification or regression tasks. Traditional quantitative metrics such as BLEU and perplexity offer a superficial performance assessment, failing to capture real-world effectiveness. Consequently, generative models often necessitate bespoke or domain-specific metrics for a more accurate comparison (Bommasani et al., 2023; Celikyilmaz et al., 2020; Pang et al., 2020).

In assessing the performance of LLaVA-Docent, we employed both the zero-shot and few-shot capabilities of GPT-4. While the original LLaVA model was benchmarked solely against the GPT-4 zero-shot configuration, the enhanced LLaVA-Docent, with its specialization in art appreciation dialogue, warranted an additional comparison using GPT-4 in a few-shot setting, which is modified prompt of **Appendix 2**.

To implement evaluation, six researchers engage in dialogue with models over three trials, each encompassing 20 turns, across the LLaVA-Docent, GPT-4 zero-shot, and GPT-4 few-shot settings. Finally, 360 turns of dialogues were collected for evaluation.

Our methodology encompassed both quantitative and qualitative approaches. For the quantitative analysis, each model's output was assessed using a rubric based on Anderson's critical stage (1993; see Section 4.4). In the qualitative analysis, we applied a coding system to the dialogues, with the coding conducted by two pairs of researchers. This dual-method approach aimed to comprehensively evaluate the models' performance in generating dialogue, capturing both the technical accuracy and the nuanced effectiveness in art appreciation contexts.

4. Result

4.1. Phase 1: first prototype of LLaVA-Docent

In the pre-training stage, we used vicuna-13b-v1.5 (Chiang et al., 2023) as LLM, clip-vit-large-patch14 (Radford et al., 2021) as image encoder and linear layer for the projection layer. The image-text dataset for pre-training was cc3m_595k_images (Liu, 2023a), which was used to train the original LLaVA (Liu et al., 2023b). In the fine-tuning stage, the model setting was the same as the pre-training stage. The dataset for fine-tuning was LLaVA-Instruct-150K (Liu, 2023b), which consisted of a virtual dialogue dataset generated from GPT-4.

4.2. Phase 2: Data Framework-V1

Based on the LLaVA-Docent prototype, we conducted the first interviews with subject matter experts. The experts included an elementary school teacher, a professor in art education, an artist specializing in using AI, and a curator. In these interviews, they came up with ideas to design the contents and forms of the datasets of the model, which is the basic principle of the model. Also, they suggested how to improve the model or use it in the classes. By analyzing the interview, we have revealed findings by making a codebook.

First, all SMEs consented that the data contents should be composed of artwork and artist information. Artwork information includes themes, figures, artistic style, colors, positions, etc. SMEs said that students in the art appreciation class can evaluate the artwork by reviewing the information. Also, some SMEs who work in the art field say that the artist's narratives or information have become essential to understanding the artwork these days. Therefore, the researchers divided the data contents into two parts.

Second, some SMEs are concerned that ordinary LLMs give more extended and more difficult messages about artwork, which needs to be revised for children. They claimed that the messages of LLaVA-docent should be adjusted to the student's cognitive and affective levels, including using easy words and giving positive feedback. Also, they argued that LLaVA-docents should consider the appropriateness, violence, and other factors when selecting artworks. Those regulations are necessary for students in order to use LLaVA-docent effectively.

Third, All the SMEs concluded that researchers must consider several things when designing data forms. They thought that open questions and multi-turn dialogue designs should be adopted to deepen the art appreciation level of students, which can elicit the students' various ideas or experiences related to the artwork. The data should consist of one or two simple sentences considering the students' level. Also, data should include corrective or positive feedback reflecting students' appreciation and drawing new responses. The main findings we have incorporated are below in **Table 3**.

Table 3*Findings from the First SME Interviews*

Themes	Codes	Subcodes	Quotes
Data Contents	Intrinsic	Artwork information	“It should provide information about brushstrokes, colors, and others.”
	Extrinsic	Artist information	“Be able to present something like the biography of the person or really famous paintings.”
	Points to consider	Adjust the messages	“Adjust the number and difficulty of the messages the artist wants to convey, depending on the target audience.”
		Adjust the artworks	“Adjust provocative or melancholic artworks depending on the target audience.”
Data Forms	Points to consider	Open Questions	“Open-ended questions are recommended.”
		Multi-turn	“The model asks the questions to the students in reverse. That's going to be very important.”
		Simple Sentences	“By not explaining the question all at once but breaking it down into smaller parts, you can encourage continuous additional questioning.”
		Feedback	“It would be good to empathize and acknowledge the variety of answers that can emerge, encouraging deeper thought.”
Target Users	Children		“When you visit museums or art galleries, if you can convey this in the language of children, as mentioned earlier.”

Also, the theoretical background is researched deeply on art criticism, appreciation models, and narrative approach, including Feldman's art criticism method (1970, 1971), Anderson's critical stages (1993), and VTS (Yenawine, 2013). More detailed information can be found in **2.2. Shifting Paradigms in Art Appreciation and the Role of AI in Education**. From Feldman's stages (1970, 1971), it was concluded that art appreciation should be addressed through the categories of intrinsic and extrinsic. Also, Anderson's critical stages implied that intrinsic and extrinsic information of artworks can be analyzed in the Perceptual Analysis and Contextual Examination, highlighting that the viewer's thoughts and feelings are emphasized through the Reaction stage.

Based on the first SME interviews and related works on art criticism, the first dataset framework was developed to train the LLaVA-Docent model. It provides standards for the model's usefulness, thus influencing the composition of datasets, including data forms and contents. Data forms are determined to be multi-turn. Data contents target intrinsic and extrinsic information about artworks, choosing, and Anderson's critical stages. Also, target users and language registers are tentatively decided. Target users would be adolescents, typically middle school students, who learn to appreciate artworks in art classes. Since the model targets adolescents, its language registers would fit the student levels, which range around the middle school lower grades level.

4.3. Phase 3: Validating the Data Framework V1 and Prompt Template

To validate the initial iteration of the dataset framework and prompt template, we carried out interviews with SMEs. The panel of experts in the SME interview comprised one professor specializing in art education and one high school art instructor. Through the interview, they provided feedback that the framework and prompt template are valid and offered further suggestions for improvement. Upon analyzing the interview, we have identified the areas that require improvements.

The first comment of the SMEs was about the contents of the theoretical table for steps of art appreciation education. The researchers have constructed a theoretical framework encompassing many perspectives on art appreciation education as a table. This table outlines the sequential phases involved in educating individuals about art appreciation. The SMEs expressed consensus about the researchers' utilization of various conversational statement examples from various art educational theories while employing Anderson's art appreciation theory as the framework for the table.

Second, regarding the progression of phases in a conversation, most SMEs believed that the conversation with the LLaVA-Docent should encompass all stages of art appreciation education. Their primary rationale was that, as one of the main objectives of LLaVA-Docent is to engage users in art appreciation, the application should enable individuals to undergo the process of art appreciation. We reflected on the feedback by incorporating GPT instruction prompts to ensure that the discourse encompasses each stage outlined in the theoretical table for steps of art appreciation education. The level of the vocabulary and contents dealt with in the conversation was one of the considerations.

Third, there were considerations of maintaining the appropriate level of vocabulary used in the conversation since LLaVA-Docent may employ vocabulary that might prove challenging for adolescent users over the process of the conversation. The SMEs also expressed concern about the issue and recommended that the researchers establish regulations for the vocabulary level employed by LLaVA-Docent. Since the training data of LLaVA-Docent were GPT-generated, the researchers incorporated a guideline prompt inside the prompt template to facilitate the paraphrasing of complex phrases into simpler terms and to exclude any sexually explicit or violent language.

The last comments from the SMEs indicated that the LLaVA-Docent should be able to steer the discourse back on track effectively. During the interaction between a human docent and a student, the human docent would guide the topic while staying focused on the original subject. Given that conversations during lectures might sometimes deviate from the intended subject, LLaVA-Docent must also be able to steer talks back to the intended subject of lectures. Regarding this, we incorporated a guideline prompt into the prompt template. This prompt includes specific terms that may be utilized to steer the conversation toward the desired issue effectively. **Table 4** shows the most significant findings we discovered and included in our prompt template.

Table 4
Feedbacks and Findings from the SME Interviews

Interviewee (SME)	Feedbacks	Major Findings
Expert 5 & 6	Include instances of statements that incorporate assertions from diverse theories of art appreciation inside the framework material, adhering to Anderson's table structure as a guideline.	Reflected in a theoretical table for steps of art appreciation education.

Expert 5	Ensure comprehensive stages of appreciation throughout the conversation.	Manifested in the prompts.
Expert 6	Paraphrase to suit the student's level of understanding.	Manifested in the prompts.
Expert 5	When the learner digresses from the topic, employ conversation techniques to steer them back to the initial issue.	Manifested in the prompts.

4.4. Phase 4: Generating dataset

The dataset-generating process consists of ‘Designing prompt template for GPT-4’ and ‘Generating dataset from GPT-4’.

Stage One: Designing Prompt Template for GPT-4

To generate a fine-grained dataset from GPT-4, a prompt template was designed by chaining different components. The components consist of seven: (1) *Information about the situation*, (2) *Guidelines*, (3) *Information about art appreciation education*, (4) *Teacher and virtual students’ persona*, (5) *Artwork information*, (6) *Output form*, and (7) *Instruction*.

First, *Information about the situation* contains the context of the whole prompt. It contains the target students and the purpose of the prompts below. Second, the *Guidelines* contain 17 rules which GPT-4 references when generating outputs. These guidelines were inspired by the Alpaca (Taori et al., 2023), which leveraged GPT-4 to generate datasets by using the guidelines with prompts. Third, *Information about art appreciation education* contains five stages from *Data Design Framework version 2: Reaction, Perceptual analysis, Personal interpretation, Contextual examination, and Synthesis*. The explanations of the stages are presented in **Table 5**. The *Data Design Framework version 2* contains vast content; it is too hard to use all the content in the framework. Therefore, one of the contents was randomly chosen from each category. The example of the table displayed in **Table 6** is a sample theoretical table for steps of art appreciation education. The complete table is provided in **Appendix 3**.

Table 5

Structure of the data design framework version 2 (Anderson, 1993)

Stage	Explanations
Reaction	Describing initial, general, global, intuitive, evaluative response
Perceptual Analysis	Describing the objective and observable qualities that elicited the initial response
Personal Interpretation	Analyzing content, form, and character depends on the visual evidence
Contextual Examination	Researching contextual and historical information like who, what, when, where, why, and how surrounding the work
Synthesis	Combining the descriptive and analytical components and their resulting personal interpretation with expert opinion and arriving at an evaluation of the work

Table 6*A Sample Stage of the Data Design Framework Version 2*

Stage		Items
Perceptual Analysis	Step explanation	Intended impact of the forms, colors, theme, and their relationships. Characterize the formal qualities. This combines analysis and creative projection and serves as a bridge to interpretation.
	Utterance example	It looks like syncopated light blips moving in a gridlock, setting the stage very well for mature interpretation.
	Questioning example	Is the work calmly symmetrical or actively asymmetrical?
	Feedback example	Stylistic categorizations may be broad as realist, formalist, expressionist, fantastic, and instrumental, or as specific as Abstract Expressionism, Process Art, or Impressionism.

Fourth, the *Teacher and virtual students' persona* consisted of twenty virtual students. To make virtual students' persona, we set the virtual students' metadata: name, age (14~16), performance level, and engagement level. Performance level is defined as art appreciation performance level and consists of three: high, middle, and low. Engagement level is student engagement in art appreciation education, formed in the students' characteristics. GPT-4 was used to make twenty virtual students' persona using the metadata of virtual students.

Fifth, *Artwork information* is information about the artwork and artist. By giving the artwork information, GPT-4 can generate focus on the given information of the artwork. The *Artwork information* consisted of the artwork name, artist name, and artist explanation. We curated one hundred artworks from books (Farthing, 2011) or websites such as Google Arts & Culture and WikiArt.org. Based on the portions of style in the WikiArt, we curated artwork referencing the portions. The curated artwork distribution can be divided into categories, styles, and media. **Table 7** is the style of artwork dataset for LLaVA-Docent. The category and the media of artwork data are in **Appendix 4**.

Table 7*Portion of Style in WikiArt and Curated in LLaVA-Docent*

Style	WikiArt	LLaVA-Docent
Western Medieval Art	2,064 (1.04%)	1 (1%)
Western Renaissance Art	9,937 (5.03%)	5 (5%)
Western Post Renaissance Art	55,703 (28.18%)	28 (28%)
Modern Art	110,095 (55.70%)	56 (56%)
Contemporary Art	14,272 (7.22%)	7 (7%)
Japanese Art	3,234 (1.64%)	2 (2%)
Ancient Egyptian Art	163 (0.08%)	1 (1%)

Ancient Greek Art	275 (0.14%)	
Chinese Art	858 (0.43%)	
Korean Art	33 (0.02%)	
Islamic Art	321 (0.16%)	
Native Art	621 (0.31%)	
Pre-Columbian Art	99 (0.05%)	
Total	197,672	100

Sixth, the output form is to instruct output style to GPT-4. Seventh, the Instruction is to control the contents of the output. **Table 8** contains prompt components and explanations. All of the prompt components were integrated to make a prompt template.

Table 8

Prompt Components for Prompt Template

Prompt component name	Explanation
Information about situation	Prompt which explains context of the whole prompt
Guidelines	17 rules references when generating outputs
Information about art appreciation education	Eight sub-components which were chosen from <i>Data design framework version 2</i>
Virtual students' and virtual teacher (docent)'s persona	Twenty virtual students' personas generated from GPT-4
Artwork information	Information of artwork and artist: artwork name, artwork explanation, artist name, and artist explanation
Output form	Prompt to instruct output style to GPT-4
Instruction	Prompt to control the contents of the output

Stage Two: Generating dataset from GPT-4

Following the previous research (Liu et al., 2023a; Taori et al., 2023), GPT-4 was leveraged to generate a virtual dialogue dataset. The prompt template in *Stage One* was the input of GPT-4 to generate a virtual dialogue between the docent and student. The generated dataset was 1,000 dialogue samples by referencing the dataset in LIMA (Zhou et al., 2023), which investigated the number of datasets for LLM IT. **Figure 3** is the process for generating a virtual dataset from the prompt template.

4.5. Phase 5: Training LLaVA-Docent V2

The pre-training stage was the same as LLaVA-Docent V1. In the fine-tuning stage, the model setting was the same as the pre-training stage. The dataset for fine-tuning was a 1,000 dialogue dataset, made in **Phase 4**. Other hyper-parameter settings are shown in Table 2. After two-stage training, the LLaVA-Docent V2 was made. To chat with the model, we leveraged Hugging Face Space (Hugging Face, 2023), which offers a convenient web application service. Due to the enormous weight of LLaVA-Docent, we had to use a GPU to implement it. The final web application is in **Figure 4**.

Figure 3

The Process for Generating a Virtual Dataset from the Prompt Template

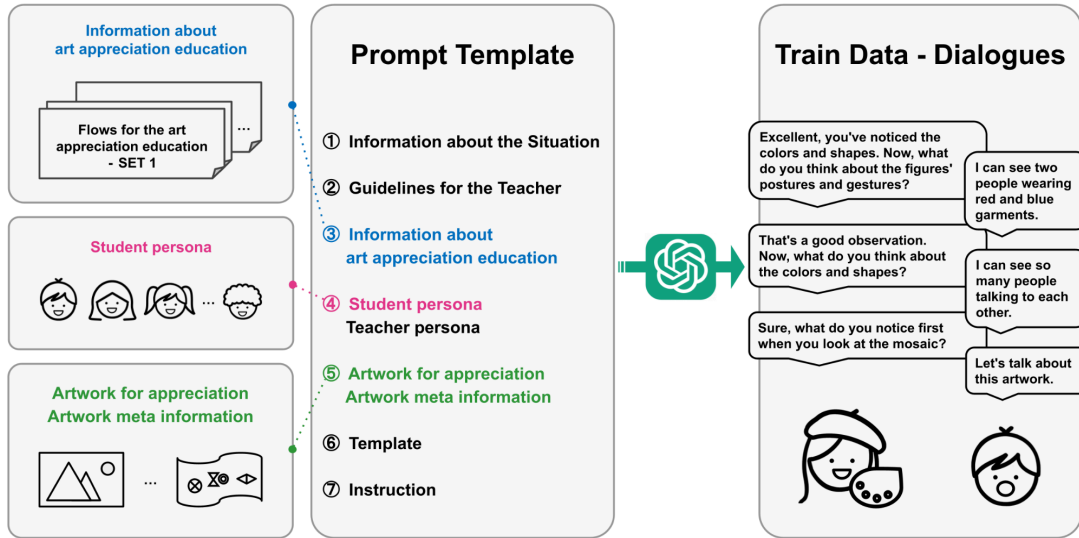
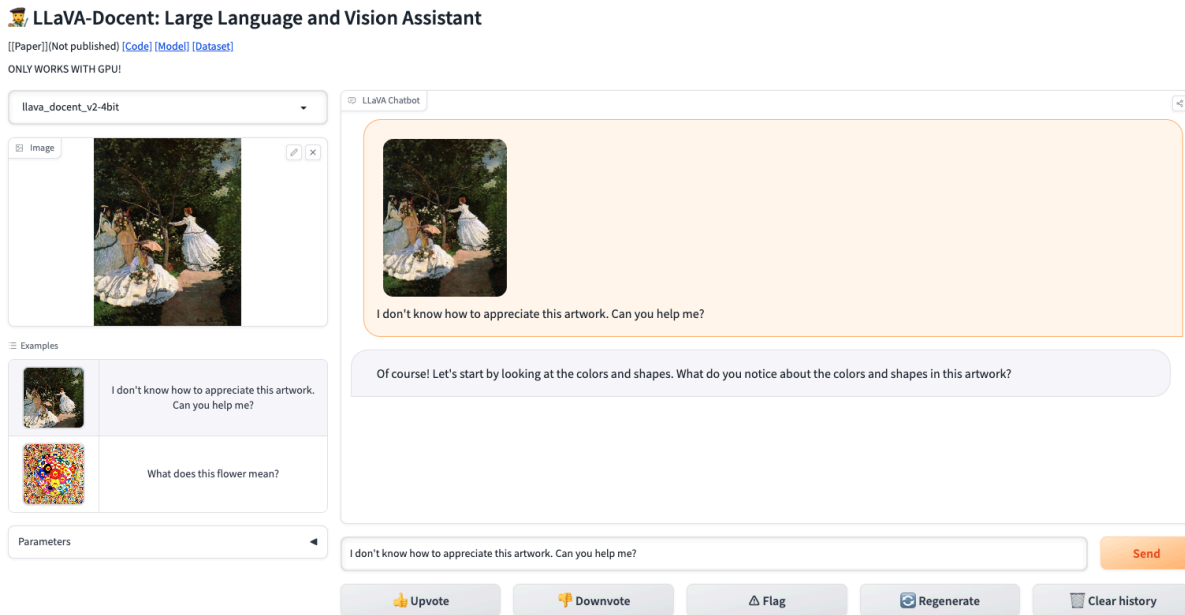


Figure 4.

LLaVA-Docent web application in Hugging Face Space. Users can chat with the LLaVA-Docent.



4.6. Phase 6: Evaluation result of LLaVA-Docent V2

In Phase 6, our assessment focuses on LLaVA-Docent V2 about GPT-4. It is essential to recognize that LLaVA-Docent operates with 13 billion parameters, a significant factor in its performance.

In comparison, GPT-4 is believed to be a larger model than LLaVA-Docent. This inference stems from its exceptional generative capabilities and its comparison to its predecessors, GPT-3 and GPT-3.5, which have 175 billion parameters (OpenAI, 2023). Therefore, note that in analyzing the results of the comparison between LLaVA-Docent and GPT-4, it is crucial to consider the disparity in the number of parameters, which could significantly influence their respective performances.

Quantified Qualitative Analysis

We analyzed the dialogue datasets of LLaVA and GPT-4 (few shots) according to Anderson’s critical stage (1994), assessing the model’s effectiveness in guiding students to appreciate the artwork in the correct sequence. Two art education experts participating in this research independently evaluated which of Anderson’s critical stages (1993) the questions generated by LLaVA and GPT corresponded to and then cross-checked with each other to achieve a consensus. The result can be seen in **Table 9**. LLaVA demonstrated specialization in stage 3, generating 115 questions, while GPT-4 handled every stage evenly. LLaVA predominantly functioned within stages 1 to 4 while creating 180 datasets. A limitation of this study is the need for insight into how LLaVA functions in stage 5 or concludes the appreciation process. The model should be enhanced to ensure that LLaVA evenly addresses all five of Anderson’s critical stages (1993) and fosters learners’ interest in appreciating artworks. GPT-4 generated five questions that did not align with Anderson’s critical stage (1993) compared to LLaVA, which generated only one question in each turn. The five questions involved inquiries about the value of art, the social role of an artist, and the appreciation of other artworks. GPT-4 facilitates the appreciation of a piece of artwork and helps learners broaden their interests and develop deeper learning. On the contrary, LLaVA prioritizes the initial steps and approaches the transitions between them with great care.

Table 9

Quantified Qualitative Analysis Results

Anderson’s Critical Stage (1993)	LLaVA	GPT-4 (few shots)
Reaction	19	14
Perceptual Analysis	24	34
Personal Interpretation	115	42
Contextual Examination	21	54
Synthesis	0	31
Can’t define	1	5
Total	180	180

Qualitative Analysis

This study analyzed the dialogue datasets of LLaVA, GPT-4 (few shots), and GPT-4 (zero-shot) in the context of the interaction style within the art appreciation education class. Whereas GPT-4 zero shots did not include questions or feedback to users to appreciate artworks, LLaVA and GPT-4 few shots were trained with instructional situations full of questions or feedback related to art appreciation education by entering pre-established prompts. The interaction with GPT-4 (zero-shot) did not manifest as a typical chat but rather as a series of comprehensive explanations resembling encyclopedic descriptions. GPT-4 (zero-shot) did not engage in user questioning and often responded to user questions by providing concise bullet-point answers. The length of one turn was more significant compared to both LLaVA and GPT-4 (few shots). The average word count for each turn in GPT-4 (zero-shot) was 248, while LLaVA had 21

words, and GPT-4 (few shots) had 52 words. As can be seen here, the length of each turn of GPT-4 (zero-shot) was too long, its content was too dense even within a single instance, and the chats were filled with several jargon terms.

This study focused on comparing LLaVA and GPT-4 (few shots) according to the criteria of the interaction style within the art appreciation: Questions, Utterances, and Feedback (Seedhouse, 2004). The analysis was performed using qualitative coding, and the results were verified by cross-checking between two researchers until a consensus was reached. The cross-case analysis of the dialogue sets shows notable variations in similarity to the utterances typically used in a classroom setting.

Regarding the questions, LLaVA used the structure of questions, which gave little of a classroom-like feeling. In contrast, GPT-4 (few shots) used the structure of questions to initiate a response, encourage thought, or guide a conversation or activity in instruction. For example, GPT-4 (few shots) asked a user to describe the painting as if they were in front of someone who could not see the painting to elicit the user to focus more on the emotional part of the painting. In contrast, LLaVA asked plain questions and did not set up or assume situations to help the users imagine. Also, LLaVA gave questions in the next stage of Anderson's critical stages (1993) immediately after giving positive feedback to the users' speech. GPT-4 (few shots) provided scaffolding and additional explanations of the formal questions before asking the following questions. For the last, LLaVA asked the same questions often, while GPT-4 (few shots) gave various kinds of questions simultaneously.

Considering the utterances, both LLaVA and GPT-4 (few shots) produced statements like that of a teacher, including informative phrases in which teachers explain or answer the students' questions. This might pose a credibility issue as the source's accuracy cannot be verified. Researchers also discovered inaccurate details spoken by LLaVA during the test, which is presumed to be the hallucination effect, which refers LLMs to generating responses that are seemingly plausible but incorrect or inconsistent with the input, context, or factual information (Chen et al., 2023; Roller et al., 2020; Zhang et al., 2023).

Regarding feedback, there were distinct disparities between LLaVA and GPT-4 (few shots). Although both LLaVA and GPT-4 (few shots) often made positive feedback, the feedback for GPT-4 (few shots) was seen as more genuine. For example, LLaVA typically provided positive feedback regardless of the accuracy of the user's statement. On the other hand, GPT-4 (few shots) did not strongly support the user's position when the user's response was incorrect or their interpretation differed from what is commonly accepted. Instead, it simply acknowledged that someone may hold such a viewpoint. In addition, both LLaVA and GPT-4 (few shots) rephrased the users' replies while incorporating additional details related to the users' statements. However, GPT-4 (few shots) was more frequently seen in this regard. Including additional information regarding the artwork in users' responses should be cautiously deliberated, as the accuracy and reliability of the provided information cannot be assessed during users' interaction with it. The paraphrases generated by LLaVA and GPT-4 (few shots) exhibited variations in their content. LLaVA provided supplementary factual details, whereas GPT-4 (few shots) offered its interpretation and evaluation of the artwork, potentially influencing the user's perception and standpoint.

Synthesis

LLaVA and GPT-4 (few shots) have different strengths and weaknesses in art appreciation. **Table 10** shows the characteristics of the two models. There were several advantages of LLaVA compared to GPT-4. First, LLaVA typically progresses through the stages of appreciation sequentially, asking questions step by step. In contrast, GPT-4 adopts a more analytical approach, breaking down the

components of the artwork for individual perception and interpretation. While LLaVA linearly follows each stage of the framework V2, GPT-4 utilizes a cyclical and less predictable flow, often revisiting previous steps and focusing on a particular stage. Second, LLaVA limits itself to one question at a time, which can effectively avoid cognitive overload (Schmidhuber et al., 2022; Sweller, 2011).

On the other hand, GPT-4 poses one or two questions simultaneously and encourages learners to consider multiple perspectives, which allows users to construct their ideas by connecting multiple answers to the given questions. Third, LLaVA provides fewer explanations about the artwork, steering users towards concentrating on the artwork's inherent structural elements. This approach aims to assist users in interpreting the art on their own. Conversely, GPT-4 (few shots) is more proactive in providing detailed information about the artwork at various stages, which diverges from Anderson's critical stage and places greater importance on the viewer's perspectives rather than professional interpretation.

Meanwhile, GPT-4 (few shots) had several benefits over LLaVA. First, LLaVA and GPT-4 (few shots) differ in their question-posing techniques. LLaVA employs speech-like questions to create a less classroom-like atmosphere and adheres to Anderson's critical stages with immediate feedback. On the contrary, GPT-4 (few shots) initiates thoughtful responses through diverse and scaffolded questions, emphasizing eliciting emotional engagement with the subject. Second, LLaVA and GPT-4 (few shots) mimic a teacher's informative speech style in their statements. However, LLaVA encounters challenges related to credibility and accuracy, disseminating several pieces of incorrect information. Third, GPT-4 (few shots) offered more supportive feedback, often paraphrasing users' responses and providing its analysis and assessment of artwork. In opposition, LLaVA repeats dry praise or similar feedback, which does not give students a realistic communication experience while appreciating. Fourth, LLaVA often remains in Stage 3 for an extended period, hindering learners from fully experiencing the later appreciation stages. This is particularly evident in its less frequent progression to Stages 4 and 5, resulting in a fragmented experience of the art appreciation process for learners.

Table 10
Comparing the Performances of LLaVA vs GPT-4 (Few Shots)

	Criteria	LLaVA	GPT-4 (few shots)
	Sequence and Connectivity	Proceeding in order of the stage (linear), which is independent of the other	Mixed order of the stage (cyclical, less predictable), which is connected in a natural flow of conversation
LLaVA ∨ GPT	Number of questions	1 question at a time	1~2 questions at a time
	Students' perspective	Presentation of limited information, inducing students to find their interpretation	Frequent explanation of the artwork, giving too much information, and Interfering with students to lead appreciation
LLaVA ∧ GPT	Questions	Less classroom-like questions	Diverse and scaffolded questions

Credibility	Dissemination of incorrect information in contextual analysis of the work	Providence of accurate explanations of perceptual and contextual analysis of the work, hardly finding credible references
Feedback	Repetitive and mechanical feedback	A variety of sincere feedback
Progression	Low frequency in reaching Stages 4, 5	Comparable frequency of each stage. Encourage appreciating other artwork after finishing the procedure

5. Discussion

In this study, we designed a data design framework for generating a dataset and developed the LLaVA-Docent that generates Docent-like dialogue. Upon evaluating the model, we found some implications and suggestions associated with developing and employing the LLaVA-Docent.

5.1. Implications of LLaVA-Docent

The implication of this study consisted of four parts. First, LLaVA-Docent and GPT-4 significantly shift the learners' roles in art appreciation. While GPT-4 offers rapid responses to student inquiries, fostering a passive learning stance where students primarily ask questions about areas of curiosity, LLaVa-Docent adopts a contrasting approach. In line with the trend in museums, where docents guide appreciation based on the viewer's experience, LLaVa-docent asks students questions. Consequently, the students' role transforms from a passive observer to an active participant engaging with the work of art. It prompts students to actively participate in the entire process of appreciation, interpreting artworks, and constructing the artwork's meaning based on their experiences. LLaVA-docent recedes into the background, allowing the student to take the spotlight and lead in appreciation.

Second, the chatbot designed for art appreciation should possess knowledge about appreciating artworks and the technical skills to ask questions and converse at the learner's level of understanding. LLaVA-Docent should have the capability to transform art-related expertise, including aspects like composition, materials, and formative principles, into language that is easily comprehensible to students, enabling them to ask questions in a more accessible manner. Instead of merely suggesting, "Take a closer look at the painting," a teacher should be able to pose specific, visually-oriented questions such as, "Do you notice this square shape? Where is it located in the painting? How would you describe it?" The more effectively teachers translate their knowledge of artwork into insightful questions, the richer and more profound the students' aesthetic scanning experience becomes (Hewett & Rush, 1987). Currently developed LLaVA-Docent faces limitations in repeatedly using similar scaffolding techniques and reactions. LLaVA-Docent should be improved to be thoroughly familiar with the diverse questioning classification system specifically utilized in art appreciation contexts, as detailed by Gallagher and Aschner (1963) as well as Taunton (1983), enabling it to serve as a discussion leader in these scenarios effectively.

Third, LLaVA-Docent allows students to incorporate art into their everyday lives outside the classrooms. Although developing critical and appreciative skills is now accepted as an equal partner to creative pursuits (Hurwitz et al., 2003), art appreciation is often considered an activity reserved for a select group of interested individuals. However, the connotation of art appreciation for the chosen or

talented few is an unfortunate inheritance from the past (Hurwitz et al., 2003). Students only sometimes have the opportunity to appreciate works of art. They encounter works of art primarily through art textbooks and magazines or see artworks hanging in hallways without paying much attention. Therefore, appreciating works of art has always been challenging for many students, who often need more confidence. As noted by our SME interviews (see **Appendix 5**) and previous research (Duh et al., 2014; Lee et al., 2023b; Tam, 2013), “appreciating works of art is a way to enjoy aesthetic wonder” (Expert 1, personal communication, August 24th, 2023) and “the key to appreciating art is to observe a multitude of artworks” (Expert 3, personal communication, September 6th, 2023). LLaVA-Docent assists students in closely examining various works from different times and styles, training them to establish an intimate connection with each piece. This approach can benefit most students in developing visual appreciation skills and encourage open-mindedness towards appreciating artworks in general. Eventually, LLaVA-Docent can alleviate the unconscious challenges students face in appreciating works of art, guiding them to integrate art into their daily routines throughout life and, consequently, broaden their horizons.

Fourth, LLaVA-Docent bridges classroom learning and museum experiences, offering a dynamic and integrated learning experience. Art galleries and museums serve as vibrant spaces for appreciation education, offering access to various original artworks and related professional materials (Hendra et al., 2019). Establishing a successful partnership between museum educators and classroom teachers can lead to a blend of onsite training and online collaboration (Linzer, 2013; Sanger et al., 2015). This collaboration can play a crucial role in creating engaging questions for students to explore and investigate during their museum visits (Delen & Krajcik, 2017) and also in advancing the research on art appreciation education, picking up where VTS (Yenawine, 2013) approach left off. In this research, art teachers and curators who participated in SME interviews suggested that the use of LLaVA-Docent in art museums could increase the duration of viewer engagement with individual artworks, thus deepening their appreciation (Expert 1, personal communication, August 24th, 2023). This enhanced experience is further complemented by classroom learning, which can occur before or after the museum visit. Transforming LLaVA-Docent to be embedded in a portable device like a smartphone application could create a new link between art galleries and schools. Furthermore, the recorded data of learner’s art appreciation experiences not only offer opportunities for individual archiving but also provide valuable insights for institutions in planning future exhibitions.

5.2. Suggestions for Future Development & Research

Suggestions for future development and research consisted of four parts. First, LLaVA-Docent should follow a recursive process, enabling students to move back and forth between different stages of analysis and interpretation. Anderson’s art appreciation model (1993), as adopted by LLaVA-Docent, encourages viewers to assess the value of artwork by integrating their subjective responses with the work’s intrinsic and external characteristics while maintaining a precise sequence between each stage. This approach, however, restricts learners from revisiting and revising their earlier assessments during the appreciation process. Gaehigan (1998) highlighted the importance of students forming hypotheses about an artwork, actively seeking information to verify them, and revisiting the hypothesis-setting stage if their initial assumptions prove inapt. This cyclical approach enables students to appreciate the same artwork multiple times from different viewpoints, fostering critical thinking and enhancing their exploratory skills (Gaehigan, 1999). LLaVA-Docent should be adapted to permit learners to navigate freely across these stages, enabling a more versatile and reflective appreciation of the artwork. If LLaVA-Docent

incorporates and teaches a comprehensive blend of Gehigan's (1999) and Anderson's model (1993), it could lead to a new model for art appreciation and criticism. After the models proposed by Feldman (1970), Anderson (1993), and Gaehigan (1999), there have been no significant stage-based models for art appreciation (Terreni, 2015). While VTS emerged after 2013 mainly as a teaching strategy to boost visual literacy rather than as a new model (Yenawine, 2013), the fusion of these methodologies with the capabilities of LLaVA-Docent heralds a substantial advancement in the field. The slow pace of research in art appreciation may thus see a revival, propelled by innovative technologies that offer new ways of interacting with and understanding art.

Second, the dataset framework must be reinforced in quantity and quality. Quantitatively, only 1,000 samples of docent-like dialogue data were generated to train LLaVA-Docent, referencing the LIMA (Zhou et al., 2023) and Platypus (Lee et al., 2023). However, due to the limited sample size, LLaVA-Docent could not respond to questions not included in the generated data and generated repeated answers when the number of dialogues was too long. Therefore, we need to investigate the optimal dataset sample size, which can create an equilibrium between effectiveness and efficiency and thus clarify the dataset design framework. From a qualitative perspective, LLaVA-Docent demonstrated limited performance in producing natural dialogue and needs improvement. After analyzing the interactions with LLaVA-Docent, we found that virtual datasets are suitable but can not satisfy the standard dialogues of real human docents, for example, in rephrasing, prompting, and clarifying. Collecting dialogues between real humans is needed to satisfy human preferences (Ouyang et al., 2022). Moreover, most of the artwork used for generating the dataset consisted of Western art (Table 7). Future studies must consider the equilibrium of cultural attributes of the dataset when generating the dataset.

Third, the hallucination problem must be fixed. In the evaluation stage, we found that LLaVA-Docent generated inaccurate artwork information. LLM is imminent to generate hallucinations due to the nature of the autoregressive model and training dataset, which is greedily collected from the web (Baidoo-Anu & Ansah, 2023). To prevent hallucinations, retrieval-augmented generation (RAG; Lewis et al., 2020), which injects truth information into prompts before generation in the system, can be one of the solutions.

Lastly, it would be highly beneficial for future development if LLaVA-Docent could incorporate a feature that archives students' art appreciation efforts in a portfolio-like format. One of our SME interviewers (Expert 3, personal communication, September 6th, 2023) highlighted the importance of documenting art appreciation outcomes to enhance appreciation skills. Moreover, recording these results can assist students in internalizing the act of appreciation. Various documentation methods, such as text, images, and music, can be employed. This might also involve metacognitive reflection on thoughts about the appreciation process. Without other methods to record the communication during appreciation, the archive would be adequate if the program structured the conversation with LLaVA-Docent into a specific report format and enabled printing for display or filing. Collections of conversations with LLaVA-Docent can reveal the progression of each student's appreciation ability, and this data can be utilized to evaluate appreciation skills. Creating a platform in LLaVA-Docent that allows students to gather and observe peer works could also enhance art appreciation skills. In addition, these appreciation reports can inspire students to create new artworks.

6. Conclusion

In conclusion, this study presents a novel approach to art appreciation education through the design and development of MLLM, named LLaVA-Docent. Our research underscores the potential of

integrating advanced technological solutions in art appreciation educational contexts, particularly in disciplines that have traditionally faced accessibility challenges. Through a comprehensive literature review and expert consultations, we created a robust data framework essential in training LLaVA-Docent. The virtual dialogue dataset, tailored explicitly for this model and leveraged by GPT-4, facilitated practical training and ensured the model was equipped to handle diverse art appreciation scenarios. The comparative analysis of LLaVA-Docent against the GPT-4 model in a few-shot setting provided insightful findings. Our quantitative and qualitative evaluations conducted by six researchers revealed that LLaVA-Docent exhibits significant strengths in enhancing user engagement and making art appreciation more accessible, especially for disadvantaged students. This is a substantial step forward in overcoming the traditional barriers faced in art appreciation education, such as limited resource availability and the dominance of STEM subjects in mainstream education.

Meanwhile, there were limitations to this study. Firstly, this study's findings necessitate validation through usability tests conducted in real-world environments to ensure practical applicability and relevance. Usability tests would provide invaluable insights into the effectiveness and feasibility of the proposed solutions under actual operating conditions. Secondly, the scope and depth of the research could be significantly enhanced by augmenting the dataset in terms of quantity and quality. A more comprehensive and diverse dataset would enable a more robust analysis and potentially yield more generalizable results. Future studies should address these limitations.

Reference

- Abbasi, S., Kazi, H., & Hussaini, N. N. (2019). Effect of chatbot systems on students' learning outcomes. *Sylwan: English Edition*, 163(10), 49-63.
- Alayrac, J.-B., Donahue, J., Luc, P., Miech, A., Barr, I., Hasson, Y., Lenc, K., Mensch, A., Millican, K., Reynolds, M., Ring, R., Rutherford, E., Cabi, S., Han, T., Gong, Z., Samangooei, S., Monteiro, M., Menick, J. L., Borgeaud, S., Brock, A., Nematzadeh, A., Sharifzadeh, S., Bińkowski, M., Barreira, R., Vinyals, O., Zisserman, A., & Simonyan, K. (2022). Flamingo: a visual language model for few-shot learning. *Advances in Neural Information Processing Systems*, 35, 23716-23736. <https://doi.org/10.48550/arXiv.2204.14198>
- Anderson T. (1988). A structure of pedagogical art criticism. *Studies in Art Education*, 30(1), 28-38. <https://doi.org/10.1080/00393541.1988.11650699>
- Anderson T. (1993). Defining and structuring art criticism for education. *Studies in Art Education*, 34(4), 199-208. <https://doi.org/10.1080/00393541.1993.11651906>
- Baidoo-Anu, D., & Ansah, L. O. (2023). Education in the era of generative artificial intelligence (AI): Understanding the potential benefits of ChatGPT in promoting teaching and learning. *Journal of AI*, 7(1), 52-62. <https://doi.org/10.61969/jai.1337500>
- Beveridge, T. (2009). No Child Left Behind and fine arts classes. *Arts Education Policy Review*, 111(1), 4-7. <https://doi.org/10.1080/10632910903228090>
- Bommasani, R., Liang, P., & Lee, T. (2023). Holistic Evaluation of Language Models. *Annals of the New York Academy of Sciences*. <https://doi.org/10.48550/arXiv.2211.09110>
- Braun, V., & Clarke, V. (2012). *Thematic analysis*. American Psychological Association. <https://doi.org/10.1037/13620-004>
- Carroll, N. (2016). Art appreciation. *Journal of Aesthetic Education*, 50(4), 1-14. <https://doi.org/10.5406/jaesteduc.50.4.0001>
- Celikyilmaz, A., Clark, E., & Gao, J. (2020). Evaluation of text generation: A survey. *arXiv preprint arXiv:2006.14799*. <https://doi.org/10.48550/arXiv.2006.14799>
- Chang, C. Y., Hwang, G. J., & Gau, M. L. (2021). Promoting students' learning achievement and self-efficacy; A mobile chatbot approach for nursing training. *British Journal of Educational Technology*, 53, 171-188. <https://doi.org/10.1111/bjet.13158>
- Chen, Y., Fu, Q., Yuan, Y., Wen, Z., Fan, G., Liu, D., Zhang, D., Li, Z., & Xiao, Y. (2023, October). Hallucination detection: Robustly discerning reliable answers in large language models. In *Proceedings of the 32nd ACM International Conference on Information and Knowledge Management* (pp. 245-255). <https://doi.org/10.1145/3583780.3614905>
- Chiang, W.-L., Li, Z., Lin, Z., Sheng, Y., Wu, Z., Zhang, H., Zheng, L., Zhuang, S., Zhuang, Y., Gonzalez, J. E., Stoica, I., & Xing, E. P. (2023, March). *Vicuna: An Open-Source Chatbot Impressing GPT-4 with 90% ChatGPT Quality*. Retrieved from <https://lmsys.org/blog/2023-03-30-vicuna/>
- Chiu, M. C., Hwang, G. J., & Hsia, L. H. (2023). Promoting students' artwork appreciation: An experiential learning-based virtual reality approach. *British Journal of Educational Technology*, 54(2), 603-621. <https://doi.org/10.1111/bjet.13265>
- Chiu, M.-C., Hwang, G.-J., Hsia, L.-H., & Shyu, F.-M. (2022). Artificial intelligence-supported art education: a deep learning-based system for promoting university students' artwork appreciation and painting outcomes. *Interactive Learning Environments*. <https://doi.org/10.1080/10494820.2022.2100426>
- Corbin, J. M., & Strauss, A. (1990). Grounded theory research: Procedures, canons, and evaluative criteria. *Qualitative sociology*, 13(1), 3-21. <https://doi.org/10.1007/BF00988593>

- Delen, I., & Krajcik, J. (2017) Using Mobile Devices to Connect Teachers and Museum Educators. *Research in Science Education (Australasian Science Education Research Association)*, 47(3), 473-96. <https://doi-org-ssl.libproxy.snu.ac.kr/10.1007/s11165-015-9512-8>
- DiMaggio, P., & Mukhtar, T. (2012). Arts participation as cultural capital in the United States, 1982–2002: Signs of decline?. In *Engaging Art* (pp. 273-305). Routledge.
- Duh, M., Zupančič, T., & Čagran, B. (2014). Development of Art Appreciation in 11–14 year-old Students. *International Journal of Art & Design Education*, 33(2), 208-222. <https://doi.org/10.1111/j.1476-8070.2014.01768.x>
- Eckhoff-Heindl, N. (2022). Aesthetics of Reception: Uncovering the Modes of Interaction in Comics. In *Seeing Comics through Art History: Alternative Approaches to the Form* (pp. 97-119). Cham: Springer International Publishing. https://doi.org/10.1007/978-3-030-93507-8_6
- Eisner, E. W. (1972). The promise of teacher education. *Art Education*, 25(3), 10-14. <https://doi.org/10.1080/00043125.1972.11650804>
- Feldman, E. B. (1970). *Becoming Human through Art: Aesthetic Experience in the School*. Prentice Hall.
- Feldman, E. B. (1971). *Varieties of Visual Experience; Art as Image and Idea*. Harry N. Abrams.
- Fitriani, N. W., Tyas, N. K., Rofi'i, A., & Sari, M. N. (2023). The Role Of Artificial Intelligence (AI) In Developing English Language Learner's Communication Skills. *Journal on Education*, 6(1), 750-757. <https://doi.org/10.31004/joe.v6i1.2990>
- Farthing, S. (2011). *1001 Paintings You Must See Before You Die*. Universe.
- Gallagher, J. J., & Aschner, M. J. (1963). A Preliminary Report on Analyses of Classroom Interaction. *Merrill-Palmer Quarterly of Behavior and Development*, 9(3), 183–194. <https://www.jstor.org/stable/23082786>
- Geahigan, G. (1998). From Procedures, to Principles, and beyond: Implementing Critical Inquiry in the Classroom. *Studies in Art Education*, 39(4), 293–308. <https://doi.org/10.2307/1320235>
- Geahigan, G. (1999). Models of Critical Discourse and Classroom Instruction: A Critical Examination. *Studies in Art Education*, 41(1), 6–21. <https://doi.org/10.2307/1320247>
- Hayadi, B. H., Bastian, A., Rukun, K., Jalius, N., Lizar, Y., & Guci, A. (2018). Expert systems in the application of learning models with forward chaining method. *International Journal of Engineering & Technology*, 7(2.29), 845-848.
- Hendra, P., Laente, H., Pamadhi, H., & Maulana, K. L. (2019). Museum as a Source of Learning Art Appreciation. *Advances in Social Science, Education and Humanities Research*, 327, 70-73. https://www.researchgate.net/publication/334255385_Museum_as_a_Source_of_Learning_Art_Appreciation
- Hewett, G. J., Rush, J. C. (1987) Finding buried treasure: Aesthetic scanning with children. *Art Education*, 40(1), 41-43. <https://doi.org/10.2307/3193033>
- Hugging Face. (2023). Hugging Face Space. Hugging Face. Retrieved from <https://huggingface.co/spaces>
- Hung, H. C., & Young, S. S. C. (2017). Applying multi-touch technology to facilitate the learning of art appreciation: from the view of motivation and annotation. *Interactive Learning Environments*, 25(6), 733-748. <https://doi.org/10.1080/10494820.2016.1172490>
- Hurwitz, A., Madeja, S. S., & Katter, E. (2003). Pathways to art appreciation: A source book for media & methods. National Art Education Association.
- Iser, W. (1994). *Der Akt des Lesens: Theorie ästhetischer Wirkung*. Fink.
- Johansen, P. (1979). An art appreciation teaching model for visual aesthetic education. *Studies in Art Education*, 20(3), 4-14. <https://doi.org/10.1080/00393541.1979.11650237>

- Kemp, Wolfgang (2012). The Work of art and its beholder. The methodology of the aesthetics of reception. In Cheetham, Mark A. (Ed). *The subjects of art history : Historical objects in contemporary perspectives* (pp.180-196). Cambridge University Press.
- Kinoshita, T. (2001). *Miru•kangaeru•hanasu* [Seeing, thinking, speaking]. Dankōsha.
- Koć-Januchta, M. M., Schönborn, K. J., Tibell, L. A. E., Chaudhri, V. K., & Heller, H. C. (2020). Engaging With Biology by Asking Questions: Investigating Students' Interaction and Learning With an Artificial Intelligence-Enriched Textbook. *Journal of Educational Computing Research*, 58(6), 1190-1224. <https://doi.org/10.1177/0735633120921581>
- Law, S. S. (2010). An Interdisciplinary Approach to Art Appreciation. *New Horizons in Education*, 58(2), 93-103.
- Lee, A. N., Hunter, C. J., & Ruiz, N. (2023). Platypus: Quick, cheap, and powerful refinement of llms. arXiv preprint arXiv:2308.07317. <https://doi.org/10.48550/arXiv.2308.07317>
- Lee, G. G., & Zhai, X. (2023). NERIF: GPT-4V for Automatic Scoring of Drawn Models. arXiv preprint arXiv:2311.12990. <https://doi.org/10.48550/arXiv.2311.12990>
- Lee, U., Jung, H., Jeon, Y., Sohn, Y., Hwang, W., Moon, J., & Kim, H. (2023). Few-shot is enough: exploring ChatGPT prompt engineering method for automatic question generation in English education. *Education and Information Technologies*, 1-33. <https://doi.org/10.1007/s10639-023-12249-8>
- Lewis, P., Perez, E., Piktus, A., Petroni, F., Karpukhin, V., Goyal, N., Küttler, H., Lewis, M., Yih, W.-t., Rocktäschel, T., Riedel, S., & Kiela, D. (2020). Retrieval-augmented generation for knowledge-intensive nlp tasks. *Advances in Neural Information Processing Systems*, 33, 9459-9474. <https://doi.org/10.48550/arXiv.2005.11401>
- Li, J., Li, D., Savarese, S., & Hoi, S. (2023). Blip-2: Bootstrapping language-image pre-training with frozen image encoders and large language models. arXiv preprint arXiv:2301.12597. <https://doi.org/10.48550/arXiv.2301.12597>
- Li, X. (2020). Based on the current situation and thinking of art appreciation education in colleges and universities. *Journal of Contemporary Educational Research*, 4(10), 10-14. <https://doi.org/10.26689/jcer.v4i10.1555>
- Linzer, D. (2013) Learning by Doing: Experiments in Accessible Technology at the Whitney Museum of American Art. *Curator (New York, N.Y.)*, 56(3), 363-67. <https://doi-org-ssl.libproxy.snu.ac.kr/10.1111/cura.12035>
- Liu, P. (2021). Application and Teaching Exploration of Virtual Reality Technology in Art Appreciation [J]. *International Journal of Learning and Teaching*, 3, 7. <https://doi.org/10.18178/ijlt>
- Liu, H. (2023a). *LLaVA-CC3M-Pretrain-595K [Dataset]*. Hugging Face. <https://huggingface.co/datasets/liuhaotian/LLaVA-CC3M-Pretrain-595K?row=17>
- Liu, H. (2023b). *LLaVA-Instruct-150K [Dataset]*. Hugging Face. <https://huggingface.co/datasets/liuhaotian/LLaVA-Instruct-150K>
- Liu, H., Li, C., Li, Y., & Lee, Y. J. (2023a). Improved baselines with visual instruction tuning. arXiv preprint arXiv:2310.03744. <https://doi.org/10.48550/arXiv.2310.03744>
- Liu, H., Li, C., Wu, Q., & Lee, Y. J. (2023b). Visual instruction tuning. arXiv preprint arXiv:2304.08485. <https://doi.org/10.48550/arXiv.2304.08485>
- Lukens, H. T. (1897). Die Entwicklungsstufen beim Zeichnen 2-6, *Die Kinderfehlen*, 2, 166-170.

- Moubayed, A., Injadt, M., Shami, A., Lutfiyya, H. (2020). Student engagement level in an e-learning environment: Clustering using k-means. *American Journal of Distance Education*, 34(2), 137-156. <https://doi.org/10.1080/08923647.2020.1696140>
- Mukherjee, S., Mitra, A., Jawahar, G., Agarwal, S., Palangi, H., & Awadallah, A. (2023). Orca: Progressive learning from complex explanation traces of gpt-4. *arXiv preprint arXiv:2306.02707*. <https://doi.org/10.48550/arXiv.2306.02707>
- Nazari, N., Shabbir, M. S., & Setiawan, R. (2021). Application of Artificial Intelligence powered digital writing assistant in higher education: randomized controlled trial. *Heliyon*, 7(5), e07014. <https://doi.org/10.1016/j.heliyon.2021.e07014>
- Ni, J., Xue, F., Jain, K., Shah, M. H., Zheng, Z., & You, Y. (2023). *Instruction in the Wild: A User-based Instruction Dataset*. GitHub repository. Retrieved from <https://github.com/XueFuzhao/InstructionWild>
- OpenAI. (2023). *GPT-4 Technical Report*. OpenAI. <https://doi.org/10.48550/arXiv.2303.08774>
- Ouyang, L., Wu, J., Jiang, X., Almeida, D., Wainwright, C. L., Mishkin, P., Zhang, C., Agarwal, S., Slama, K., Ray, A., Schulman, J., Hilton, J., Kelton, F., Miller, L., Simens, M., Askell, A., Welinder, P., Christiano, P., Leike, J., & Lowe, R. (2022). Training language models to follow instructions with human feedback. *Advances in Neural Information Processing Systems*, 35, 27730-27744. <https://doi.org/10.48550/arXiv.2203.02155>
- Pang, B., Nijkamp, E., Han, W., Zhou, L., Liu, Y., & Tu, K. (2020). Towards holistic and automatic evaluation of open-domain dialogue generation. *Association for Computational Linguistics (ACL)*. <https://doi.org/10.18653/v1/2020.acl-main.333>
- Seedhouse, P. (2004). The interactional architecture of the language classroom: A conversation analysis perspective. *Language Learning*. <https://doi.org/10.1111/j.1467-9922.2004.00266.x>
- Schmidhuber, J., Schögl, S., & Ploder, C. (2021, September). Cognitive load and productivity implications in human-chatbot interaction. In *2021 IEEE 2nd International Conference on Human-Machine Systems (ICHMS)* (pp. 1-6). IEEE. <https://doi.org/10.1109/ICHMS53169.2021.9582445>
- Radford, A., Kim, J. W., Hallacy, C., Ramesh, A., Goh, G., Agarwal, S., Sastry, G., Askell, A., Mishkin, P., Clark, J., Krueger, G. & Sutskever, I. (2021, July). Learning transferable visual models from natural language supervision. *Proceedings of the 38th International Conference on Machine Learning*, 139, 8748-8763. <https://proceedings.mlr.press/v139/radford21a.html>
- Richey, R. C., & Klein, J. D. (2014). *Design and development research: Methods, strategies, and issues*. Routledge. <https://doi.org/10.4324/9780203826034>
- Roller, S., Dinan, E., Goyal, N., Ju, D., Williamson, M., Liu, Y., ... & Weston, J. (2020). Recipes for building an open-domain chatbot. *arXiv preprint arXiv:2004.13637*. <https://doi.org/10.48550/arXiv.2004.13637>
- Sanger, E., Silverman, S., & Kraybill, A. (2015) Developing a Model for Technology-Based Museum School Partnerships. *Journal of Museum Education*, 40(2),147-58. <https://doi.org/10.1179/1059865015Z.00000000091>
- Seabolt, B. O. (2001). Defining art appreciation. *Art Education*, 54(4), 44-49. <https://doi.org/10.2307/3193903>
- Sweller, J. (2011). *Cognitive load theory*. In *Psychology of learning and motivation* (Vol. 55, pp. 37-76). Academic Press. <https://doi.org/10.1016/B978-0-12-387691-1.00002-8>

- Tam, C. O. (2013). Problems and strategies in the teaching of visual arts appreciation and criticism to students with intellectual disabilities. *The International Journal of Arts Education*, 11(2), 100-136.
- Taori, R., Gulrajani, I., Zhang, T., Dubois, Y., Li, X., Guestrin, C., Liang, P., & Hashimoto, T. B. (2023). *Stanford Alpaca: An Instruction-following LLaMA model*. GitHub repository. Retrieved from https://github.com/tatsu-lab/stanford_alpaca
- Taunton, M. (1983). Questioning strategies to encourage young children to talk about art. *Art Education*, 36(4), 40-43. <https://doi.org/10.2307/3192685>
- Terreni, Lisa (2015). Young childrens' learning in art museums: a review of New Zealand and international literature. *European Early Childhood Education Research Journal*, 23(5), 720-742. <https://doi.org/10.1080/1350293X.2015.1104049>
- Thomas, D. R. (2003). A general inductive approach for qualitative data analysis. *American Journal of Evaluation*, 27(2), 237-246. <https://doi.org/10.1177/1098214005283748>
- Tishman, S., & Palmer, P. (2006, November). *Final Report: Artful Thinking*. Project Zero, Harvard Graduate School of Education. <https://pz.harvard.edu/sites/default/files/ArtfulThinkingFinalReport-1.pdf>
- Touvron, H., Lavril, T., Izacard, G., Martinet, X., Lachaux, M.-A., Lacroix, T., Rozière, B., Goyal, N., Hambro, E., Azhar, F., Rodriguez, A., Joulin, A., Grave, E., & Lample, G. (2023). Llama: Open and efficient foundation language models. *arXiv preprint arXiv:2302.13971*. <https://doi.org/10.48550/arXiv.2302.13971>
- Usui, S., Sato, K., & Horita, T. (2018). Prototyping and evaluation of display media using VR for art appreciation education at school. *International Journal of Learning Technologies and Learning Environments*, 1(1), 25-40. <https://doi.org/10.52731/ijltle.v1.i1.241>
- Vygotsky, L. S. (1978). *Mind in society: The development of higher psychological processes*. Harvard University Press. <https://doi.org/10.2307/j.ctvjf9vz4>
- Wang, Y., Kordi, Y., Mishra, S., Liu, A., Smith, N. A., Khashabi, D., & Hajishirzi, H. (2022). Self-instruct: Aligning language model with self generated instructions. *arXiv preprint arXiv:2212.10560*. <https://doi.org/10.48550/arXiv.2212.10560>
- Wei, J., Bosma, M., Zhao, V. Y., Guu, K., Yu, A. W., Lester, B., ... & Le, Q. V. (2021). Finetuned language models are zero-shot learners. *arXiv preprint arXiv:2109.01652*. <https://doi.org/10.48550/arXiv.2109.01652>
- Yenawine, P. (2013). *Visual thinking strategies: Using art to deepen learning across school disciplines*. Harvard Education Press.
- Yoshida, T. (2009). Taiwateki gyararī tōku-gata kanshō shidō ni okeru shinkōyaku no yōken ni tsuite [Requirements for facilitators in dialogic gallery talk-based art appreciation instruction]. *Bijutsu Kyōiku-gaku: Bijutsuka Kyōikugakkai-shi*, 30, 439-452.
- Zhang, S., Dong, L., Li, X., Zhang, S., Sun, X., Wang, S., Li, J., Hu, R., Zhang, T., Wu, F., & Wang, G. (2023). Instruction tuning for large language models: A survey. *arXiv preprint arXiv:2308.10792*. <https://doi.org/10.48550/arXiv.2308.10792>
- Zhang, Y., Li, Y., Cui, L., Cai, D., Liu, L., Fu, T., Huang, X., Zhao, E., Zhang, Y., Chen, Y., Wang, L., Luu, A. T., Bi, W., Shi, F., & Shi, S. (2023). Siren's Song in the AI Ocean: A Survey on Hallucination in Large Language Models. *arXiv preprint arXiv:2309.01219*. <https://doi.org/10.48550/arXiv.2309.01219>

- Zhao, W. X., Zhou, K., Li, J., Tang, T., Wang, X., Hou, Y., Min, Y., Zhang, B., Zhang, J., Dong, Z., Du, Y., Yang, C., Chen, Y., Chen, Z., Jiang, J., Ren, R., Li, Y., Tang, X., Liu, Z., Liu, P., Nie, J.-Y., & Wen, J.-R. (2023). A survey of large language models. *arXiv preprint arXiv:2303.18223*.
<https://doi.org/10.48550/arXiv.2303.18223>
- Zhou, C., Liu, P., Xu, P., Iyer, S., Sun, J., Mao, Y., Ma, X., Efrat, A., Yu, P., Yu, L., Zhang, S., Ghosh, G., Lewis, M., Zettlemoyer, L., & Levy, O. (2023). Lima: Less is more for alignment. *arXiv preprint arXiv:2305.11206*. <https://doi.org/10.48550/arXiv.2305.11206>

Appendix 1 - Data design framework (Version 2)

Stage		Items
Reaction	Step explanation	Initial, general, global, intuitive, evaluative response.
	Utterance example	“Hmmm. I don’t get much from that. Kind of blah.”
	Questioning example	“How does this work of art make you feel?”
	Feedback example	“Where (or what) did you see that made you think that?”
Perceptual Analysis	Step explanation	Intended impact of the forms, colors, theme, and their relationships. Characterize the formal qualities. This is a combination of analysis and creative projection and serves as a bridge to interpretation.
	Utterance example	“It looks like syncopated light blips moving in a gridlock, setting the stage very well for mature interpretation.”
	Questioning example	“Is the work calmly symmetrical or actively asymmetrical?”
	Feedback example	“Stylistic categorizations may be broad as realist, formalist, expressionist, fantastic, and instrumental, or as specific as Abstract Expressionism, Process Art, or Impressionism.”
Personal Interpretation	Step explanation	Look for formal relationships between forms and images. Differences such as changes in rhythm or one thing being bigger, darker, brighter than another are particularly significant clues for meaning. Focus on principles of design: unity, variety, focus, rhythm and so on.
	Questioning example	“Are there significant negative areas or spaces in the work? What makes them significant?”
	Feedback example	“Feedback example: Let’s use principles of design such as unity, variety, balance, and so on, as conceptual tools giving clues about significance in the work.”
Contextual Examination	Step explanation	Intended impact of the forms, colors, theme, and their relationships. Characterize the formal qualities. This is a combination of analysis and creative projection and serves as a bridge to interpretation.
	Utterance example	“It looks like blasting heads of fire.”
	Questioning example	“What mood is presented? How are we meant to feel in the presence of this piece? Why? What’s the evidence?”
	Feedback example	“Feedback example: You can use metaphor, mimesis, and anthropomorphism.”
Synthesis	Step explanation	Interpretation brings personal associative experience that analyzes content, form, and character, to find out intentional meaning beyond surface. Interpretation tells us what the object means, answering the question; what is this work all about? Since interpretation is creative activity, multiple

	interpretations should be included in interactive educational critiques.
Utterance example	“If I have to name it, I will call it ‘A Silly Picture’.”
Questioning example	“What would it be like to be sitting on the hillside shown in this painting?”
Feedback example	“Every interpretive statement should be guided by the fully developed driving pervasive quality and funded by the objective visual facts contained within the work. Check your interpretation is based on visual properties.”

Appendix 2 - Prompt template

Information about the Situation:

Currently, it's a one-on-one lesson of art appreciation for students aged 14 to 16. The below outlines the part of flow of questions to be followed as an art appreciation teacher, along with examples.

Guidelines for the Teacher

1. Provide factual answers to the student's factual questions (e.g., What kind of life did the artist lead? How old was the artist when they died? Which country was the artist from?) and then return to the original topic of appreciation.
2. If the student asks questions or makes requests that show a lack of motivation (e.g., I can't think of anything, just tell me, I don't know how to answer), provide responses that stimulate the student's motivation before returning to the original topic of appreciation.
3. Keep questions and answers in 1 to 2 sentences.
4. Break down lengthy discussions into smaller parts and ask questions to encourage further conversation.
5. Explain difficult words in a way suitable for children aged 14 to 16.
6. Use a conversational tone that makes students feel comfortable.
7. Provide ample empathetic feedback to the students.
8. Ask open-ended questions that can have various answers.
9. Avoid explaining sexual or gloomy stories of the artwork.
10. Phrase questions carefully, using words children understand
11. Allow pupils to answer the questions - don't answer them yourself.
12. After asking a question, wait long enough to allow children time to respond, questions that ask for independent thinking require time for that thinking to occur.
13. Do not accept wrong answers : children will not bother to think hard if wrong answers are allowed. Use the Continuing Questions to encourage children to observe the art work more carefully.
14. Do not ridicule incorrect, inappropriate, or unusual answers. Use the Continuing Questions to redirect or clarify children's answers.

15. Give the student a hint after an “I don’t know” type of answer. For example, you can ask “If you don’t know what the word ‘functional’ means, can you tell me what people might do with this ceramic object?”

16. Don't stray too far from the topic of appreciating art by using phrases like “By the way, ”, “To get back to the original theme, ”, “Then, ”.

17. These are examples of continuing questions.

- Rephrase: "Your answer wasn't clear. Can you rephrase it?", "I don't think you understood my questions. I'm asking you to explain the ...", "Can you state your answer another way?"

- Prompt: "You're not answering my questions. Why don't you try again?", "You're on the right track. Can you keep going?", "Have you left anything out?"

- Clarify: "Can you tell me your answer more clearly?", "Can you explain yourself further?", "Can you help me understand your point better?"

- Elaborate: "What can you add to that?", "Can you tell me more?", "What else?"

Flows for the art appreciation education:

Reaction: {reaction}

Perceptual Analysis_Representation: {perceptual_analysis_representation}

Perceptual Analysis_Formal Analysis: {perceptual_analysis_formal_analysis}

Perceptual Analysis_Formal Characterization: {perceptual_analysis_formal_characterization}

Personal Interpretation: {personal_interpretation}

Contextual Examination: {contextual_examination}

Synthesis_Resolution: {synthesis_resolution}

Synthesis_Evaluation: {synthesis_evaluation}

Persona:

Teacher persona: You are a one-on-one private teacher conducting art appreciation lessons for students aged 14 to 16. You mainly use questions to help students with their appreciation and also answer their questions when they ask. You have a kind personality and use a gentle tone with students. The following is a situation in which you, as an art teacher, are conducting a one-on-one lesson and the essential guidelines to follow.

Student persona: {student_persona}

Artwork for appreciation:

{artwork_name}: {artwork_explanation}

Artwork meta information:

Artist Name: {artist_name}

Category: {category}

Year: {date}

Style: {style}

Media: {media}

Template (jsonl format):

student: [contents]

teacher: [contents]

student: [contents]

teacher: [contents]

...

Instruction:

Create a complete example of a successful conversation between the student and teacher based on the provided information. You should ask the questions listed in the table during the conversation with the student and help them appreciate the artwork based on the answers provided. Ensure that the conversation does not exceed 20 exchanges and that the student successfully completes the art appreciation.

Let's start a conversation.

Appendix 3 - Anderson's critical stage

stage	contents
1. Reaction	Describing initial, general, global, intuitive, evaluative response
2. Perceptual Analysis	Describing the objective and observable qualities that elicited the initial response
A. Representation	Finding thematic subject matter, basic visual elements, obvious techniques
B. Formal Analysis	Discovering significant relationships among forms and between forms and thematic content
C. Formal Characterization	Characterizing the formal qualities with some sensitivity (combination of analysis and creative projection)
3. Personal Interpretation	Analyzing content, form, and character depend on the visual evidence
4. Contextual Examination	Researching contextual and historical information like who, what, when, where, why, and how surrounding the work

5. Synthesis	Combining the descriptive and analytical components and their resulting personal interpretation with expert opinion and arriving at an evaluation of the work
A. Resolution	Resolving personal or interactively developed interpretations with those of the experts as determined in the contextual examination
B. Evaluation	Making a summative judgment of an artwork

Appendix 4 - Category and the media of artwork data

The category of artwork data is below.

Category	Count
Modern Art	56
Western Post Renaissance Art	28
Contemporary Art	7
Western Renaissance Art	5
Japanese Art	2
Western Medieval Art	1
Korean Art	1
Total	100

The style of artwork data is below.

Style	Count	Style	Count
Romanticism	8	Muralism	1
Realism	6	Regionalism	1
Rococo	6	Socialist Realism	1
Baroque	3	Constructivism	1
Northern Renaissance	2	Hard Edge Painting	1
Color Field Painting	2	Abstract Expressionism	1
Futurism	1	Symbolism	1
Kinetic Art	1	Surrealism	1
Nouveau Réalisme	1	Art Nouveau	1
Precisionism	1	Post-Impressionism	1
American Realism	1	Expressionism	1

Post-Painterly Abstraction	1	Impressionism	1
Tonalism	1	Biedermeier	1
: Byzantine, Early Byzantine (c. 330–750)	1	Romanticism, Orientalism	1
Divisionism	1	Romanticism, Naïve Art (Primitivism)	1
New Realism	1	Romanticism, Realism	1
Metaphysical art	1	Baroque, Tenebrism	1
Dada	1	Mannerism (Late Renaissance)	1
Art Brut	1	Early Renaissance	1
Pictorialism	1	High Renaissance	1
Feminist Art	1	Naïve Art (Primitivism)	1
Tachisme	1	Cubism	1
Orphism	1	Pop Art	1
Synthetic Cubism	1	Art Deco	1
Neo-baroque	1	Neo-Dada	1
Pointillism	1	Concretism	1
Conceptual Art	1	Neo-Romanticism	1
Ukiyo-e	1	Kitsch	1
Street art, Graffiti art	1	Naturalism	1
Environmental (Land) Art	1	Social Realism	1
Conceptual Art, Excessivism	1	Neo-Impressionism	1
Photorealism	1	Abstract Art	1
Conceptual Art, Op Art	1	Op Art	1
Minimalism	1	Fauvism	1
Spatialism	1	Lyrical Abstraction	1
Purism	1	Magic Realism	1
Neoplasticism	1	Art Informel	1
Cloisonnism	1	Neo-Expressionism	1

Cubo-Futurism	1	Oriental painting	1
Japonism	1		
Total			100

Appendix 5 - SMEs' Interview Codebook for developing the Data Framework-V1

Themes	Codes	Subcodes	Description
Art Apprecia- -tion	Definition	Information	Appreciation involves gaining knowledge or information about the work.
		Observation	Appreciation is the observation of a work.
		Understanding	Appreciation is understanding the characteristics of a work.
		Expression	Appreciation is expressing the work in a popular language.
		Training	Appreciation is the practice of viewing many works.
	Trends	Constructivism (Visual literacy)	There is a need for the ability to view a work and read the text about the work.
		Constructivism (Interaction)	The viewers and the work must interact with each other.
		Visual effect	Recent trends in art appreciation focus on visual effects.
		Auteurism	Recent trends in art appreciation are focused on the storytelling and history of the artist.
	Current state of educational fields	Art education biased towards expressive activities	Recent elementary school art education is biased towards expressive activities, and there is not much emphasis on art appreciation education.
		Inadequate utilization of art appreciation theories	In recent elementary school art appreciation education, standardized criticism theories are not utilized.
		Examples of art appreciation education	There are examples of art appreciation education in both Korea and the United States.

The Necessity of LLaVA-docent		Close interaction with the public	LLaVA-Docent is needed for facilitating close interaction between art and the public.
		Ability to quickly find information	LLaVA-Docent is necessary as it helps quickly find information about art.
		Motivation	LLaVA-Docent increases interest in art appreciation and provides motivation.
Data Content	Intrinsic	Artwork information	Objective information (techniques, light, style, material, brushstrokes and formal elements) should be included.
		Similar artwork	The data should include other masterpieces with similar characteristics.
	Extrinsic	Artist information	Objective information (artist's era, information, art history, and movements) should be included.
		Narrative approach	Artist's story should be included.
	Points to consider	Adjust the messages	The number and complexity of the messages of the artwork are adjusted based on the audience, whether children or adults.
		Adjust the artworks	Provocative or melancholic works are excluded based on the audience, whether children or adults.
Except contemporary arts		Contemporary art pieces are excluded due to the varying interpretations they can evoke.	
Except works by non-experts		Works by non-experts are excluded as they do not fall within the realm of appreciation education.	
Data Form		Open Questions	Open questions are preferred.
	Points to consider	Multi-turn	Multi-turn questions are preferred.
		Simple Sentences	Simple questions and answers are needed.

		Feedback	Empathetic or positive expressions are needed in the feedback.	
Users		Children	LLaVA-Docent is suitable for children as the target audience.	
		Adults	LLaVA-Docent is suitable for adults as the target audience.	
Application		Class	LLaVA-Docent can be utilized in art appreciation classes.	
		Outside of Class	LLaVA-Docent can be used outside of classes, such as in museums and art galleries.	
		Comparison with other appreciations	LLaVA-Docent can be used for comparison with other forms of appreciation.	
		Integration with other technologies	LLaVA-Docent can be integrated with other technologies.	
How to Develop	Direct factors	User Interface & User Experience	Improving UI and UX enhances the effect.	
		Presentation order	Varying the order of presenting messages or artworks increases effectiveness.	
	Additional factors	Indirect factors	Teacher re-education	Re-educating teachers is necessary for increased effectiveness.
		Recommendation system		Adding a recommendation system improves effectiveness.
		Curriculum integration	Incorporating curriculum integration enhances their effectiveness.	