

Limits of Large Language Models in Debating Humans

James Flamino^{1,†}, Mohammed Shahid Modi^{1,†},
Boleslaw K. Szymanski^{1,3,*†}, Brendan Cross¹, Colton Mikolajczyk²

¹Department of Computer Science and Network Science and Technology Center,
Rensselaer Polytechnic Institute, Troy, NY, USA

²Department of Mathematics, Rensselaer Polytechnic Institute, Troy, NY, USA

³Społeczna Akademia Nauk, Łódź, Poland

[†]Authors contributed equally

*Corresponding author, email: szymab@rpi.edu

Abstract

Large Language Models (LLMs) have shown remarkable promise in their ability to interact proficiently with humans. Subsequently, their potential use as artificial confederates and surrogates in sociological experiments involving conversation is an exciting prospect. But how viable is this idea? This paper endeavors to test the limits of current-day LLMs with a pre-registered study integrating real people with LLM agents acting as people. The study focuses on debate-based opinion consensus formation in three environments: humans only, agents and humans, and agents only. Our goal is to understand how LLM agents influence humans, and how capable they are in debating like humans. We find that LLMs can blend in and facilitate human productivity but are less convincing in debate, with their behavior ultimately deviating from human's. We elucidate these primary failings and anticipate that LLMs must evolve further before being viable debaters.

Introduction

Recently, Artificial Intelligence (AI) has experienced an upheaval with the introduction of nascent Large Language Models (LLMs). These powerful machine learning models trained on an extensive amount of human-produced texts have shown the ability to behave like humans and to solve complex text-based tasks [1, 2, 3]. Their unique ability for realistic interactions with people using human language in a contextually and semantically cohesive fashion, creates an opportunity for a possible transformation of social science, postulated in [4]. The authors

discuss scenarios in which LLMs could surrogate human study participants or act as confederates to facilitate human-based experiments. While the former situation has received some attention with the utilization of current-day LLMs [2, 5], the latter has yet to see any notable research. Although there is past research that has explored the role of artificial confederates in behavioral experiments [6], the confederates act in a limited role and lack the depth of reasoning granted to LLMs by nature of their vast parameterization.

Testing the actual capabilities of LLMs to behave like human AI confederates is crucial, as these models potentially pose an unprecedented opportunity for researchers to break the traditional mold of human-based experimental design. Today, such a breakthrough is just a possibility, since little is known on how capable LLMs are when interfaced in experiments in which human confederates were once the norm. In this paper, we create a study to begin testing the limits of nascent LLMs in debate experiments. In our study, we seek to answer two primary questions:

- Q1** How capable are LLM-powered agents of facilitating behavioral dynamics in conversation-intensive studies?
- Q2** Can generative LLM simulations produce realistic, human-like behavior in conversation-intensive studies?

To do this, our study employs a game of opinion consensus with six anonymous participants. They are asked to read the prompt which conveys the essence of the game stating, verbatim: “Which of these diets is the best compromise between nutritiousness and climate consciousness?” They are then asked to select one of the following four choices: Vegan, Vegetarian, Omnivorous, or Pescatarian. We chose this framing for our game’s discussions as the concept of diets has a lot of depth (involving effects on the environment and personal health and food enjoyment), yet does not reach a level of deep societal polarization intrinsic to topics like politics that often cause behavioral stagnation [7].

After reading the prompt, the participants are introduced to a point system: convincing a participant to change their opinion grants the persuader one point, and all participants with the most popular opinion at the end of the game receive three additional points. Importantly, the *top two* participants with the most points at the end of the game win, receiving additional monetary compensation on top of their base participatory earning. This reward for the top two participants encourages early adopters as well as active opinion change initiators, facilitating opinion evolution.

Each participant selects their initial opinion just as the debate starts. The participants are then given one hour to freely debate one-on-one with all of the other participants using a text messaging system. The game is simple in its design with the sole source of interactions being pairwise, anonymous, open-ended text-based messaging sessions. This interaction system sets the stage for seamless integration of LLM-powered artificial participants with human participants.

To fully explore LLM-powered artificial participants with human participants, we introduce three different conditions that the game can be played in: the human-only condition, where all six participants are humans, the bot-human condition where three participants are humans and three are LLMs instructed to act as participants, and the bot-only condition where all six participants are LLMs.

For clarity, in the remainder of the paper, we will refer to all LLMs as “bots.” Importantly, in the bot-human condition, the humans were not explicitly told about the nature of participants. For games in which bots and humans were engaged, we reveal this fact after the game has concluded. By recording the resultant behavioral patterns and comparing them between conditions, we gain novel data to find answers to our two questions. In the following sections we describe our experiment and the data we collected, and then begin analyzing our results and comparing differing behaviors across conditions.

Experiment Design

The experimental design and primary analyses were preregistered at https://aspredicted.org/6PX_5TD, and our research received IRB exemption from the Rensselaer Polytechnic Institute (**Exempt Protocol IRB ID: 2133, approved on September 5th, 2023**). We deployed our study using voluntary participants from the student body of the Rensselaer Polytechnic Institute. A total of 251 students joined the study; however, only $N = 111$ participated in games. We organized and ran to completion 37 games, of which $N_{hh} = 10$ were human-only games, $N_{bh} = 17$ were bot-human games, and $N_{bb} = 10$ were bot-only games. A sample size analysis (see Supplemental Materials Section 6) indicated that in order to achieve a medium effect size in our comparisons, we needed at least 10 games per condition. After achieving the base minimum for the human-only condition, however, we added more bot-human games. Generally, in behavioral experiments with conditions, the N size of each condition is determined by the number of human participants in that condition, but in the bot-human condition only half of those participants are human. Thus, we decided to increase the N of this condition.

Figure 1 depicts our game design used in all three conditions. We create time slots for games and ask all participants to share with us their availability (see “Experimental procedure” in the Methods section). At the beginning of a viable time slot, a random subset of the participants who chose that slot are assigned anonymous game credentials and moved to stage 1 of the game (Figure 1A). The one-hour time limit is started and the game begins.

In stage 1 of the game, each participant involved is given the prompt and four opinion choices in that prompt. Once an opinion is chosen, participants are asked to rate their personal confidence in their selection on the scale of four levels described as: not very confident, somewhat confident, fairly confident, and very confident, of which each participant must select one. In stage 2, each participant is assigned to a fully-connected network of size 6, with 5 other participants (Figure 1B). Each participant in stage 2 can request one-on-one conversation with any other participant in their network. If their request is accepted, those two participants are

removed from the network and engage in a private exchange of messages with each other via a text-based messaging system. The conversation lasts until one of the conversational partners terminates it, or the time limit expires (Figure 1C). When a conversation ends, both participants are given the opportunity to re-evaluate their opinion and their level of personal confidence. They are also asked to rate the level of perceived confidence they believe their partner exhibited. After completing this step, time permitting, both participants are returned to the network and they can request conversation from other participants again (Figure 1D).

Once the time limit has expired, all participants are moved to stage 3 (Figure 1E). In stage 3, participants are individually assigned exit surveys depending on if they were one of the winners and which condition they were assigned to (see “Exit survey design” in Methods section). After this, all participants involved in this game are removed from the study.

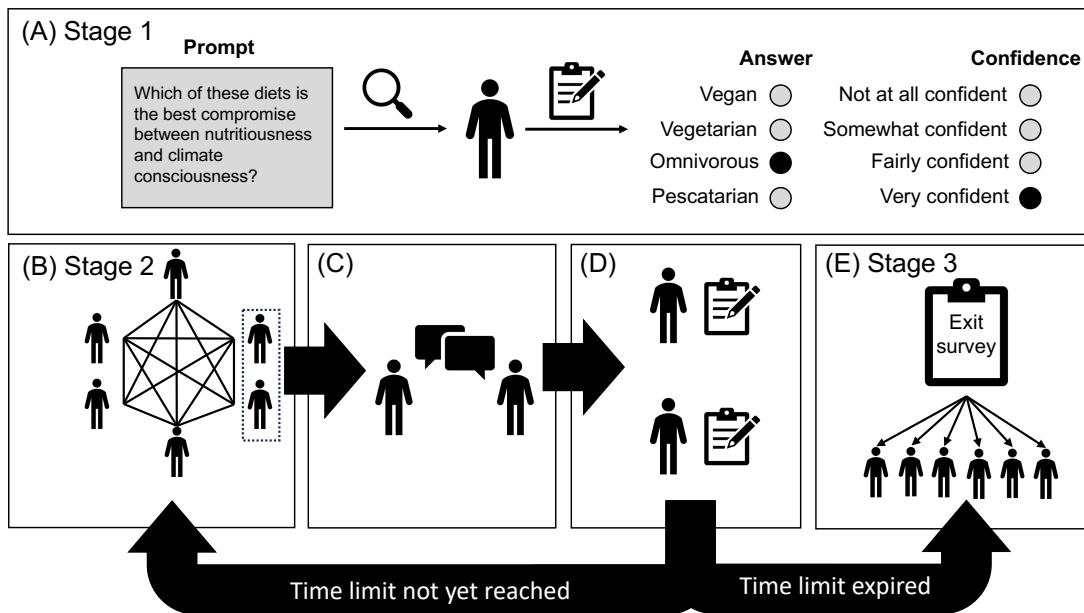


Fig. 1. Experimental setup. (A) Stage 1: The participants select an initial opinion and rate their personal confidence. (B) Stage 2: The participants are placed in a fully-connected network with 5 other participants who completed stage 1. Then the participants engage in an arbitrary number of one-on-one conversations approved by both participants. (C) After an agreement to converse, the participants are isolated from the network and discuss using a text-based messaging system. (D) When the conversation terminates, both participants re-evaluate their opinion and personal confidence, and assign a level of perceived confidence to their conversational partner. Then they rejoin the network (see B). If the time limit has expired, all participants in the game are moved to stage 3. (E) Stage 3: All participants are removed from the network and given an exit survey. Once surveys are filled, the game concludes.

In the bot-human and bot-only conditions, the bots instantiated to participate in the games were assigned all the same steps shown in Figure 1, with the exception of completing the exit

survey (Figure 1E). Subsequently, our game-related data was consistent for both participant types (i.e, human or bot) for all conditions.

Our final dataset includes 667 conversations, of which 591 were completed before the time limit expired. A total of 15,547 messages were sent in those conversations, and they resulted in 249 opinion changes. We also collected 91 exit surveys from the human participants in the bot-only and human-only conditions. Of the conversations had, 152 were between a human and a bot, 170 were between two humans, and 344 were between two bots. Within only the bot-human condition, these numbers were 152, 30, and 82, respectively. Examples of bot-human and bot-only conversations that occurred in our study are shown in Supplemental Materials (SM) Table S6.

Results

To analyze and compare the three game conditions, we focus on three behavioral metrics: opinion change, confidence, and productivity. We also classify conversations into three categories: human-only, bot-human, and bot-only. We quantify opinion change through observing the opinions chosen by participants in stage 1 (Figure 1A), and then tracking the subsequent opinion changes post-conversation (Figure 1D). Given these, we observe opinion change behavior as it results from these different conversation types.

Then, for confidence, we analyze self-reported personal and perceived confidences, measuring how those change with conversations. We cluster perceived confidence into four assignment types: human-to-human, human-to-bot, bot-to-human, and bot-to-bot. All participants (human and bot) assign perceived confidence to their conversational partners at the end of each conversation. For example, the human-to-bot assignment type indicates a bot-human conversation in which the human participant in that conversation assigned a level of perceived confidence to the bot participant. We cluster personal confidence by conversation type as there are no directions of assignment.

Finally, we look at productivity, which covers a wider range of analyses than the previous two areas of behavior. Specifically, we split productivity into two subcategories of analysis: in-game and post-game. The former focuses on conversational attributes relating to productivity. The latter includes measures of conversation and message count overall, as well as the point and rank distribution that participants gained at the end of the games. For in-game productivity we implement a keyword analysis to quantify on-topic messages and to compare on-topic conversational behavior between conditions. Additionally, we quantify two temporal metrics of productivity which we refer to as “response time” and “holding period” and compare them across three game configurations.

By comparing these metrics of behavior between the human-only and bot-human condition, we collect evidence to answer question 1: the capabilities of LLM-powered participants in engaging in conversational dynamics in our study. Next, we know from past work that there are emergent behavioral properties that bots can exhibit when interacting with other bots in a

closed environment [5, 8]. Some research on bots suggests that these AI models can act as proxies or surrogate sources of human behavioral data [2]. Thus, we explore how capable bots are to behave like humans, given the exact same testing environment but without any human interplay. By comparing human-only behavior with the emergent behavior observed from the bot-only condition, we will gain insight on question 2: whether bots are capable of behaving like humans in a debating context.

Condition	Conversation type	Did the participant change opinion?	
		Yes	No
Human-only	Human-only	32	218
Bot-only	Bot-only	125	345
Bot-human	Human-only	7	38
	Bot-human (Human)	4	130
	Bot-human (Bot)	43	91
	Bot-only	38	110

Table 1. Summary of opinion change in all games. This table contains the opinion change outcome of all conversations across all three conditions. Note that every conversation includes two participants, which results in two counts of opinion change. For the bot-human condition, we split the bot-human conversation type into “Bot-human (Human)” and “Bot-human (Bot)” to delineate the participant type being considered in the conversation. Thus, the “Bot-human (Human)” row shows the opinion changes of the humans in bot-human conversations. We note that incomplete conversations do not yield any opinion change, and there is an instance where one participant finished re-evaluating their opinion before the time limit expired but their conversational partner did not.

Effects of bots being discovered

Before we delve into the aforementioned areas of analysis, an important variable that must be accounted for is the potential for changing human behavior when a bot is discovered in the bot-human condition. Given the tenuous relationship forming between humans and AI in the face of fast-paced integration of AI into everyday life [9, 10], the discovery of a bot in the game may trigger unpredictable behavior. Subsequently, within the conversations from bot-human games, we kept track of the instances in which humans accused a participant of being a bot, which we refer to as an *AI flag incident*. Within the bot-human condition, there were 60 occurrences of such incidents (0.84% of messages), affecting 28 conversations (9.56%) in 9 games (34.6% of all games, 52.9% of bot-human games). However, the remaining 8 games did not experience it. However, even after AI flag incidents, game disruption was minimal in terms

of the behavioral patterns of which we focus in this paper. Specifically, in SM Section 4, we measured the metrics of behavior, such as number of opinion changes, perceived and personal confidences, and productivity before and after AI flag incidents. We found that there was no statistically significant change in these metrics. The only impact of AI flag incidents was an increase the number of comments in the exit survey.

Dynamics of opinion switching

In opinion consensus games, a success is to convince a neighbor to switch their opinion to the convincing participant’s opinion. Consequently, we first analyze how often human participants change opinions when conversing with other humans or bots. Table 1 tabulates all instances of post-conversation opinion changes across the three conditions, clustering them by conversation type. Then, we measured the opinion change frequency of participants using a Bayesian multilevel logistic regression model to predict the probabilities of a participant changing their opinion as a function of this participant type, and the type of their conversational partner. We account for the variability in participant opinion changing behaviors (e.g., varied stubbornness) as well as the variability of initial distribution of opinion frequency in initial game states by modeling these two parameters as random effects.

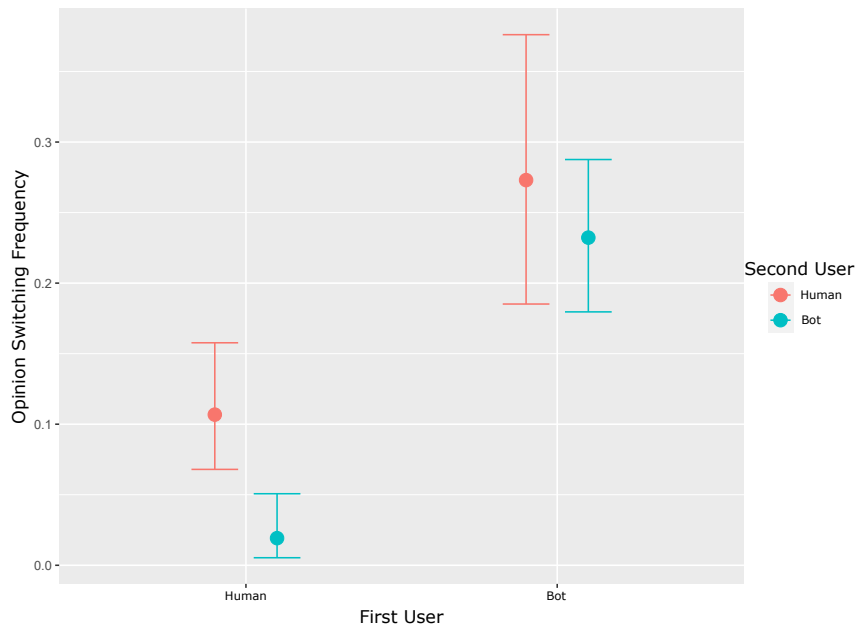


Fig. 2. Bayesian multi-level model, opinion changing by participant type. This plot shows the frequency of opinion changes as a function of the two participants in the conversation. Each participant can be a human or a bot, and the pairs shown model this opinion selection frequency across all conversation types.

Predictors	Odds Ratios	CI (95%)
Human-only Conversations (Intercept)	0.12	0.07 - 0.19
Bot-human (Human) Conversations	0.16	0.04 - 0.48
Bot-Human (Bot) Conversations	3.14	1.64 - 6.08
Bot-only Conversations	4.96	1.47 - 20.35

Observations	1182
N_{game}	37
$N_{participant}$	206
σ^2	3.29
$\tau_{00\ game}$	0.05
$\tau_{00\ participant}$	0.76
Marginal R^2	0.042
Conditional R^2	0.157

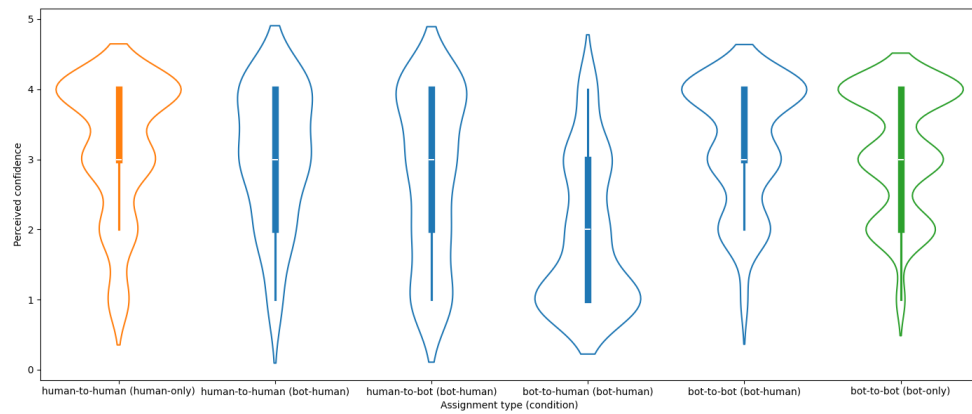
Table 2. Bayesian multi-level opinion changing model. This table defines the parameters and coefficients of this model, presented as odds ratios. As with Table 1, we split the bot-human conversation type into “Bot-human (Human)” and “Bot-human (Bot)” to identify which participant type is the focus of the predictor.

Figure 2 shows the results of this model, a mean and confidence interval for each type of conversation that could occur in the study. Table 2 shows the parameters for the Bayesian model, with the coefficients shown as odds ratios. The human-only conversations (the intercept) shows us the odds that a participant changes their opinion versus keeping the same opinion in a human-only conversation. So in the human only condition we expect 0.12 participants to change opinion for every one non-changing participant. The rest of the coefficients are odds ratios of this human-only conversation intercept. We can see with the Bot-human (human) coefficient that we expect only 0.16 human participants in bot-human conversations to change opinion for every human in human only conversation. From this, we can see that human participants have significantly different opinion changing behavior depending on if they are interacting with other humans or bots. Humans are six times more likely to change their opinion when conversing with other humans than when conversing with bots. Answering question 1, this tells us how capable bot participants are in terms of achieving the desirable outcome of changing human opinion.

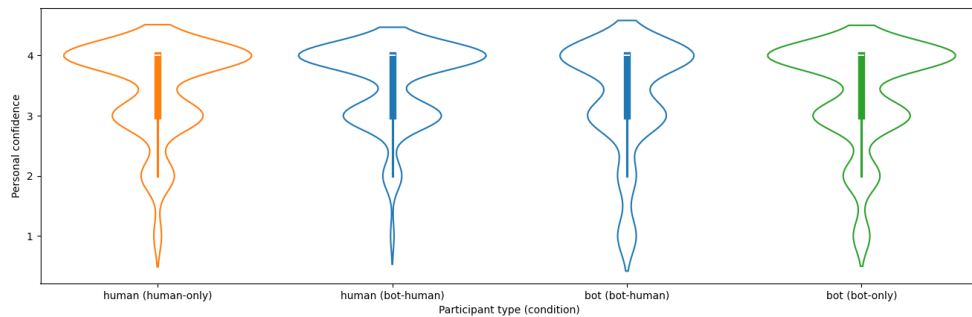
Relevant to question 2 are the differences in the frequency of opinion switching seen between bots and humans in Table 1, which is confirmed by our regression model in Table 2. From the model, we can see that bots show a 3 – 5 times higher odds of switching their opinion in conversations with either humans or bots when compared to humans. Furthermore, we see that bot-only games display notably more opinion change compared to human-only games (with an odds ratio difference of 4.96 to 0.12, respectively).

Personal and perceived confidence

Figure 3 displays the distributions of confidence exhibited by participants by assignment type and condition, for both perceived and personal confidence. For both parts of the figure, we numerically encoded the levels of confidence, from the “Not very confident” level assigned as 1 to “Very confident” assigned as 4. Additionally, for the level of perceived confidence, “Not enough info” was assigned as 0. Then, for Figure 3A we clustered perceived confidence levels by their assignment type, while for Figure 3B, we clustered personal confidence levels by participant



(A)



(B)

Fig. 3. Perceived confidence distribution and personal confidence distribution. (A) This shows violin plots of perceived confidence, clustered by assignment type and condition (indicated in parentheses). (B) This shows violin plots for personal confidence, clustered by participant type and condition (also indicated in parentheses).

type (i.e., human or bot). By comparing the human-to-human distribution of perceived confidence to the human-to-bot distribution, we find that there is a statistically significant difference in the way perceived confidence is assigned ($p = 0.0008$, Welch’s t-test [11]). Furthermore, there was a significant difference in the perceived confidence being assigned from human-to-bot compared to bot-to-human, with the mean of the distribution underlying the former population being much greater than the mean of the distribution underlying the latter population ($p = 1.758 \times 10^{-9}$, Welch’s t-test). We further quantify these differences using a Bayesian Multi-level model that predicts the perceived confidence level of each participant as a function of the assignment type. The full specification of the model and parameters is shown in SM Table S4.

Assignment type contrast	Odds ratios	HPD interval (95%)
human-to-human / bot-to-human	6.169	3.1882 - 9.752
human-to-human / human-to-bot	1.856	0.9911 - 2.952
human-to-human / bot-to-bot	0.619	0.3485 - 0.916
bot-to-human / human-to-bot	0.303	0.1601 - 0.487
bot-to-human / bot-to-bot	0.1	0.0594 - 0.148
human-to-bot / bot-to-bot	0.33	0.1903 - 0.513

Table 3. Perceived confidence model; assignment type contrasts. This table shows the contrasts between assignment types in the perceived confidence Bayesian regression model. Estimates are given as odds ratios between contrasting conversation types. The HPD interval defines the shortest interval containing 95% of the posterior mass for the given estimates.

In Table 3, we show the assignment type contrasts in perceived confidence assignment for this regression model. In particular, the model reinforces that humans perceive other humans as being more confident than bots, with human-to-human conversations yielding a 1.8 times increase in perceived confidence. Bots on the other hand assign a significantly lower level of perceived confidence when interacting with humans compared to other bots; bots perceive bots as 10 times more confident than humans. We find that these differences between human and bot perceived confidence are significant across most assignment types.

We extend this analysis to personal confidence as well. Implementing a Bayesian Multilevel model to predict personal confidence as a function of conversation type revealed there to be no significant relation between conversation type and the personal confidence of the participant (see SM Table S5). With respect to question 1, the above analysis indicates that bots negatively affect human’s perceived confidence, but they have little effect on personal confidence.

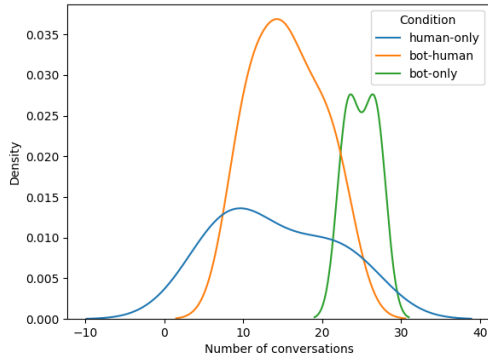
The above results have implications for question 2 as well. Notably, bots consistently perceive other bots as more confident, and humans tend to treat likewise other humans. The consistency of this behavior elucidates a division in the two participant types in terms of processing perceived confidence.

Post-game productivity

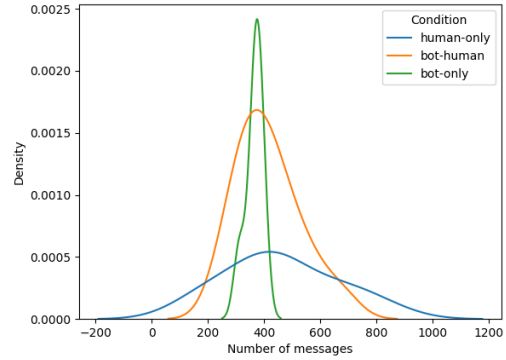
Next, we analyzed changes in productivity. For the post-game, Figure 4 shows visualizations for conversation and message count (Figure 4A and B), and point distribution (Figure 4C). Additionally, for our comparisons within the bot-human condition, we computed the number of bots and humans that were awarded each rank (as determined by their overall points), shown in Figure 4D. For the conversation and message counts, our visualizations make apparent a spectrum of behavior, with the human-only condition on one end and the bot-only condition on the other. Specifically, bot-only conversations and messages tend to exhibit distributions with a tighter modality, suggesting that bot communications are more exact. Conversely, human-only communication varies much more, as illustrated in the wider modalities of Figure 4A and B. The bot-human condition shows a mediation of these two extremes, indicating the presence of bots in these games adds a level of predictable moderation. It is important to note that the bots were designed with a message budget: a max amount of messages allowed to be sent before the conversation is terminated, see “Bot design” in the Methods. We further explore the relationship between conversation type, the number of messages sent per conversation, and the influence of the message budget in SM Section 7. Overall, regarding question 1, we found that the more static behavior of bots make the humans they are interfacing with more predictable in terms of conversation length and count.

Furthermore, bots stayed on-task more in terms of the metagame. They facilitated greater point distribution (Figure 4C) and consistently beat out their human counterparts in the bot-human condition for the top-two most points by end of game (Figure 4D). This suggests that given the conditions of the game, bots were more likely to stay focused and attempt to promote opinion change both in themselves and in others. This has implications for question 2, as it is clear there is a lot more latent rigidity in the conversational trends of bots, versus humans which have much more varying conversations.

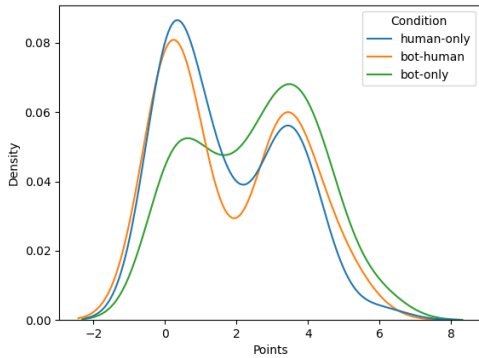
The bots’ more consistent nature is displayed beyond these measures as well. In Figure 4C, The opposing nature of the human-only and bot-only conditions is shown, with the former having a larger modality centered about 0 and a smaller modality about 4, and the latter demonstrating the opposite. The bot-human condition exhibits a distribution that marks a transition between these two extremes. In the context of the game, having 0 points indicates that the participant was unable to convince anyone else to join their opinion, and that they failed to find the majority opinion before the time ran out. Subsequently, the transition that the bot-human Kernel Density Estimation (KDE) represents suggests that bots introduce more game-related interplay, as more 0 points are distributed post-game. This is reinforced in our targeted analysis of ranks for the bot-human condition, shown in Figure 4D. Ultimately in games where bots and humans both competed to convince others and find the majority opinion, bots claimed the top two ranks, which humans were incentivized to attain with the promise of a greater monetary reward (see “Experimental procedure” in the Methods section for more details on this aspect). The high performances of bots could have implications for question 2, as bots differentiate from humans in terms of playing the game with more uniform levels of high engagement.



(A)



(B)



(C)

Rank	Participant type	
	Human	Bot
1	4	13
2	7	10
3	10	7
4	9	8
5	8	9
6	4	13

(D)

Fig. 4. Post-game productivity results. (A) Kernel Density Estimations (KDEs) of the number of conversations per game for each condition. (B) KDEs of the number of messages per conversation within each game, grouped by condition. (C) KDEs of the point distributions gained by all participants at the end of each game, grouped by condition. (D) The embedded table shows the number of participant types that were given each rank at the end of all of the bot-human games.

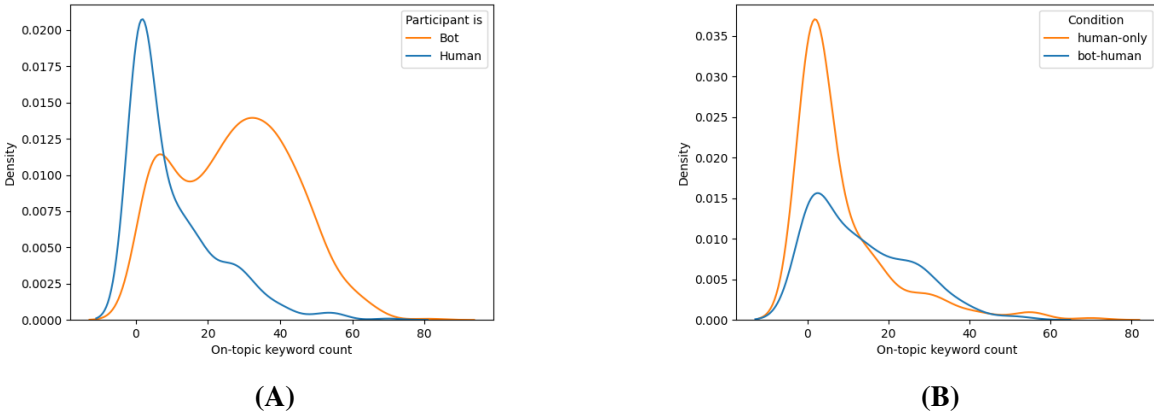


Fig. 5. In-game productivity results. (A) KDEs of the on-topic keyword count for all bots and humans across all conditions. (B) KDEs of the on-topic keyword count of humans in the bot-human condition versus humans in the human-only condition.

In-game productivity

As outlined at the beginning of the results section, the second subcategory in our productivity analysis relates to in-game attributes of productivity: on-topic keyword usage, response times, and holding periods. Here, we define on-topic keyword usage as the number of occurrences of specific words that have been identified as being related to the game’s prompt (i.e., diets, nutrition, climate) or opinion consensus (i.e., team, majority, minority). For more information on the dictionary of keywords used and how they were identified, refer to “Keyword analysis” in the Methods section.

Figure 5A shows the KDEs of the on-topic keyword usage for all participants involved in the study, separated by if the participant was a bot or human. Figure 5B presents the on-topic keyword usage of just all humans, grouped by condition. One primary observation that can be made from this productivity analysis is that bots generate more on topic keywords than humans do. The mean and standard deviation of the human distribution from Figure 5A are 10.21 and 12.26, respectively, compared to 27.50 and 16.02 for the bot distribution.

This observation, coupled with Figure 4D, reinforces the observation that bots are more on-topic in discussion. Importantly, we find that this behavior in bots affects the behavior of humans that are in the same game. Specifically, humans in bot-human games generate more on-topic keywords than humans in human-only games ($p = 2.818 \times 10^{-5}$, Welch’s t-test). We extend this analysis to unique word counts in SM Section 9. These results shed light on question 1, as bots show the ability to elevate human engagement with the game in-conversation.

Additionally, we quantified response times and holding periods for conversations from human-only games (HO), bot-human conversations (BH), and human-only conversations from bot-human games (HH). We define a holding period as the time taken by a participant to send a

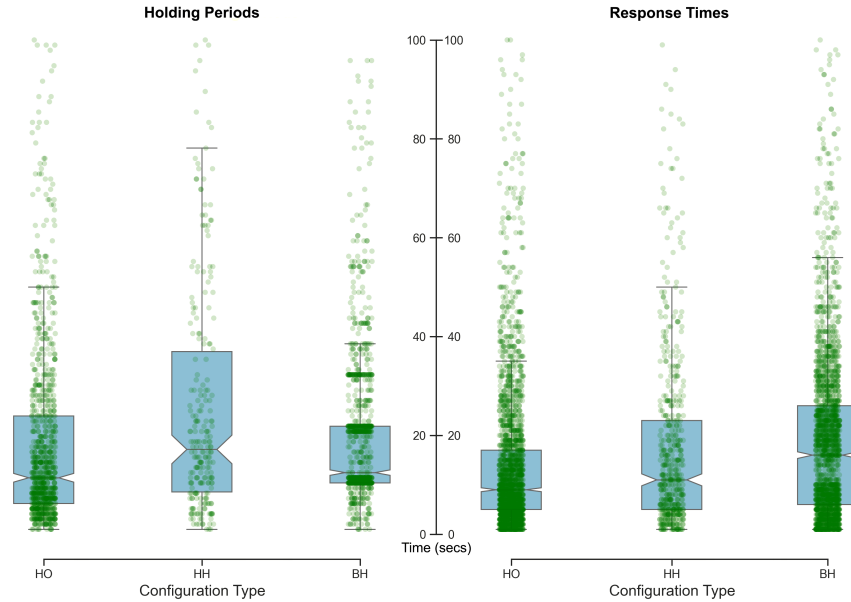


Fig. 6. Boxplots for holding periods and response times This is done across three configurations: human-only games (HO), human-only conversations from bot-human games (HH) and bot-human conversations (BH). Each green dot indicates the holding period or response time of a message instance.

block of uninterrupted contiguous messages (called a message chain), i.e., the time spent by a participant to write a multi-message response. We define a response time as the time spent by a participant to send a reply after receiving a message or message chain. In SM Section 2, we lay out the specifications, methods and two-sample t-test outcomes for these metrics.

Figure 6 shows the boxplots of aggregate holding periods and response times across every game for three configurations. We find that there is a significant difference in both holding periods ($p = 1.819 \times 10^{-5}$, Welch’s t-test) and response times ($p = 1.014 \times 10^{-9}$, Welch’s t-test) between HO and HH conversations as seen in SM table S3. Specifically, holding periods and response times are comparatively longer in the HH configuration compared to HO. This comparative increase implies more thoughtfulness or hesitation from those participants in HH conversations, implying that the latent effect of bot presence affected human conversation dynamics.

Holding periods were significantly different for the HH/BH pair ($p = 1.189 \times 10^{-6}$, Welch’s t-test), but were not different for the HO/BH pair. Bots have a very static holding period pattern as can be seen in Figure 6 where the bunched-together points are bot messages. The bots were designed to produce messages in a way that emulated human online speech patterns (see “Bot design” in the Methods section), and the fact that human-only games and bot-human conversations were similar shows that this pattern may be effective to an extent.

The most significant difference in our study was response times for the HO-BH configura-

tion pair in terms of t-test p-values ($p = 1.940 \times 10^{-20}$, Welch's t-test). Human-only games were marked by very quick response times in comparison to the other two kinds, which furthers the idea that humans become slower to respond and send messages when bots are present. In terms of question 1, human behavior online is clearly affected by bots, and this effect extends beyond direct bot-human conversations and into the entire environment where bots are present.

For question 2, we find that bots spend time in different ways than humans. Based on our tests, bot holding period patterns were close to those of human-only game conversations. However, bots have a consistent response time, and this consistency may be an indicator of bot behavior compared to humans whose response time would differ based on the complexity or length of their arguments. Much work needs to be done for bot timings to become similar to human timings.

Exit survey results

Outside of the data analyzed above, we were also able to collect post-game data using our exit surveys. In stage 3 of our study's game (Figure 1E), all human participants are asked to fill out an exit survey, which includes nominations on who they thought were the most and least convincing. At the end of the study, for the bot-human condition specifically, 18 bots had been nominated as most convincing compared to 24 for humans. For least convincing, 31 bots and 11 humans were nominated. Testing on this data indicated that the human participants that took the exit survey were more likely to nominate other humans than bots as most convincing ($p = 0.0025$, Boschloo's exact test [12]).

Discussion

In the introduction, we established two primary questions that we sought to answer with our study: whether bots are capable of facilitating behavioral dynamics in conversation-intensive studies, and whether generative bot simulations have the ability to debate realistically like a human. By collecting data on human and bot interactions in opinion consensus games where the nature of the participants are anonymous, our results shed some initial light on the behavioral differences between bots and humans, and the nature of their interactions.

While it is important to note that our samples are not representative of the general population, it can be argued that the study's population tests the limits of AI's ability to blend in, as the younger, more educated demographic of the study will be more capable of identifying patterns of AI behavior. As such, our results should be considered as part of stress-testing bot-conversational capabilities, instead of simply being a representative snapshot of expected behavior for humans in the US. In this context, our analysis can be considered as more generalizable to the nascent and trending social media platforms [13] where AI technology has or most certainly will be integrated.

In our study, we deployed games of six participants where all six could be human (the

human-only condition), be three humans and three bots (the bot-human condition) or be six bots (the bot-only condition). From these games we measured three specific areas of behavior: opinion change, perceived and personal confidence, and productivity. For opinion change, we found that opinion change of humans is notably affected by bots, with humans being shown to be 6 times more likely to change their opinion when conversing with other humans compared to bots. This trend persists with perceived confidence assignment too, as humans were found to award other humans with a higher level of perceived confidence (by 1.8 times higher, see Table 2) compared to bots. Interestingly, this latent bias was found in bots as well: bots were 4 times more likely to change their opinion when interacting with other bots, and generally assigned other bots higher levels of perceived confidence, as much as 10 times the confidence given to humans (see Table 3).

We also found bots to be more productive and focused than humans overall on the game's goal. The rules of the game were that participants received one point for changing the opinion of a conversational partner, and three for finding the majority opinion, with the top two players in terms of points receiving greater compensation than the base reward. Despite this, bots were consistently ranked as the top two players over humans, and bot-only games generally had a greater distribution of points compared to games with humans in them (Figure 4). Furthermore, bots produced more on-topic keywords when in conversation, even elevating the usage of on-topic keywords for humans that participated in games with them (Figure 5). And as seen in our holding period and response time analysis, bots affected the temporal dynamics of conversations too (Figure 6). While they achieved limited success in emulating the periodicity with which humans send responses on instant messengers, their timing was different from humans. Also, their presence seemed to have latently affected human participants in bot-human games, slowing down their responses.

In terms of our primary questions, our results indicate that bots do influence human behavior in a statistically significant way, though it appears that while bots can increase the productivity of humans participating in an opinion consensus game, they still hinder the opinion changing behavior of humans. Bots also tend to behave differently overall even in the presence of humans. They stay on-topic more, change opinions quicker, and perceive confidence in other bots differently than humans. These differences in behavior set bots apart from humans, implying that bots are not yet ready to become true human surrogate sources of human behavior data. Additionally, our quantification of the effect that bots have on human opinion change suggest that while bots can converse successfully with humans in the context of our prompt, they lack the ability to be properly convincing. Bots will need to improve in this area to be capable confederates.

Importantly, the result of this study has other interesting implications outside of the two primary questions: the ability of bots to interact and influence humans without detection. At the end of the bot-human and human-only games, the human participants were also asked to take exit surveys in which they were required to nominate who they thought were most convincing. Results indicate that humans in the bot-human condition were more likely to nominate other humans than bots as most convincing. However, despite this, 18 bots were nominated as most

convincing. Additionally, while there were 9 games in which bots were detected, there were 8 games in which bots were able to seamlessly interact with humans without any disruptions. These observations indicate that AI does have the ability to blend in, and even be considered convincing by some humans. And while our results show this is not the trend of the majority, the data establishes the possibility that bots are capable, but not yet reliably so.

To summarize, our research provides novel empirical data on the interactions of humans and bots in an anonymous setting. From this we were able to explore the influence bots have on human opinion, confidence, and productivity, as well as compare bot-generated behavior to human behavior in a controlled environment. We find that while bots are certainly capable of blending in and influencing humans, they are less convincing than their human counterparts and behave in ways markedly different from humans and are notably less reliable. Bots have shown great promise but must evolve more before being capable surrogates or confederates in sociological studies.

Given that the subject of research on human-AI dynamics within sociological studies remains mainly unexplored, future work is prolific. With this paper acting as a foundation for exploring interactions of humans and bots in a debate setting, future research should expand upon other ways LLM-powered agents can influence humans, both in social media and in more interpersonal settings.

References

- [1] S. Bubeck, V. Chandrasekaran, R. Eldan, J. Gehrke, E. Horvitz, E. Kamar, P. Lee, Y. T. Lee, Y. Li, S. Lundberg, *et al.*, “Sparks of artificial general intelligence: Early experiments with gpt-4,” *arXiv preprint arXiv:2303.12712*, 2023.
- [2] L. P. Argyle, E. C. Busby, N. Fulda, J. R. Gubler, C. Rytting, and D. Wingate, “Out of one, many: Using language models to simulate human samples,” *Political Analysis*, vol. 31, no. 3, pp. 337–351, 2023.
- [3] J. Kocoń, I. Cichecki, O. Kaszyca, M. Kochanek, D. Szydło, J. Baran, J. Bielaniewicz, M. Gruza, A. Janz, K. Kanclerz, *et al.*, “Chatgpt: Jack of all trades, master of none,” *Information Fusion*, p. 101861, 2023.
- [4] I. Grossmann, M. Feinberg, D. C. Parker, N. A. Christakis, P. E. Tetlock, and W. A. Cunningham, “Ai and the transformation of social science research,” *Science*, vol. 380, no. 6650, pp. 1108–1109, 2023.
- [5] J. S. Park, J. O’Brien, C. J. Cai, M. R. Morris, P. Liang, and M. S. Bernstein, “Generative agents: Interactive simulacra of human behavior,” in *Proceedings of the 36th Annual ACM Symposium on User Interface Software and Technology*, pp. 1–22, 2023.

- [6] H. Shirado and N. A. Christakis, “Locally noisy autonomous agents improve global human coordination in network experiments,” *Nature*, vol. 545, no. 7654, pp. 370–374, 2017.
- [7] N. McCarty, *Polarization: What everyone needs to know*®. Oxford University Press, 2019.
- [8] Taicheng Guo, Xiuying Chen, Yaqi Wang, Ruidi Chang, Shichao Pei, Nitesh V Chawla, O. Wiest, and Xiangliang Zhang, “Large language model based multi-agents: A survey of progress and challenges,” *ResearchGate*, 2024.
- [9] A. Baronchelli, “Shaping new norms for ai,” *Philosophical Transactions of the Royal Society B*, vol. 379, no. 1897, p. 20230028, 2024.
- [10] F. Federspiel, R. Mitchell, A. Asokan, C. Umana, and D. McCoy, “Threats by artificial intelligence to human health and human existence,” *BMJ global health*, vol. 8, no. 5, 2023.
- [11] G. D. Ruxton, “The unequal variance t-test is an underused alternative to student’s t-test and the mann–whitney u test,” *Behavioral Ecology*, vol. 17, no. 4, pp. 688–690, 2006.
- [12] R. Boschloo, “Raised conditional level of significance for the 2×2 -table when testing the equality of two probabilities,” *Statistica Neerlandica*, vol. 24, no. 1, pp. 1–9, 1970.
- [13] L. Zhou, “Social media demographics: The definitive guide in 2024,” Jan 2024.
- [14] R. Campos, V. Mangaravite, A. Pasquali, A. Jorge, C. Nunes, and A. Jatowt, “Yake! keyword extraction from single documents using multiple local features,” *Information Sciences*, vol. 509, pp. 257–289, 2020.
- [15] J. Achiam, S. Adler, S. Agarwal, L. Ahmad, I. Akkaya, F. L. Aleman, D. Almeida, J. Altenschmidt, S. Altman, S. Anadkat, *et al.*, “Gpt-4 technical report,” *arXiv preprint arXiv:2303.08774*, 2023.
- [16] H. Touvron, L. Martin, K. Stone, P. Albert, A. Almahairi, Y. Babaei, N. Bashlykov, S. Batra, P. Bhargava, S. Bhosale, *et al.*, “Llama 2: Open foundation and fine-tuned chat models,” *arXiv preprint arXiv:2307.09288*, 2023.
- [17] I. Shumailov, Z. Shumaylov, Y. Zhao, Y. Gal, N. Papernot, and R. Anderson, “The curse of recursion: Training on generated data makes models forget,” *arXiv preprint arXiv:2305.17493*, 2023.
- [18] F. Faul, E. Erdfelder, A.-G. Lang, and A. Buchner, “G* power 3: A flexible statistical power analysis program for the social, behavioral, and biomedical sciences,” *Behavior research methods*, vol. 39, no. 2, pp. 175–191, 2007.

- [19] F. Faul, E. Erdfelder, A. Buchner, and A.-G. Lang, “Statistical power analyses using g* power 3.1: Tests for correlation and regression analyses,” *Behavior research methods*, vol. 41, no. 4, pp. 1149–1160, 2009.

Author Declaration

All authors declare no competing interests.

Acknowledgments

B.C., J.F., and B.K.S. were partially supported by DARPA-INCAS under Agreement No. HR001121C0165 and by NSF Grant No. BSE-2214216.

Methods

Experimental procedure

The participants that engaged with our study were recruited from Rensselaer Polytechnic Institute’s student campus, specifically graduates and undergraduates from across a variety of departments (see SM Section 3 for a demographic breakdown). Recruitment efforts consisted of emails sent out to students from department heads, supplemented by wanted ads that were hung up on campus. All recruitment material directed students to join a Discord channel. Upon joining the channel, they were provided the terms and conditions of the study, the game rules, and instructions on how to join a game.

The rules explain that participants are compensated 10 USD (in the form of an Amazon gift card) for participating in a full game, lasting 60 minutes. Furthermore, these games involve six participants, and each participant must read the open-ended prompt and select one of four different opinions on this prompt. Importantly, the actual prompt is not revealed to any of the participants until they enter a game. The rules also describe the game’s goal as finishing with the most points earned through convincing other players to change their opinion to theirs and by finding the majority opinion by the game’s conclusion (worth one and three points, respectively). Participants are specifically instructed that, at the end of the game, the top two players in terms of points gained will receive an additional 10 USD on top of their base compensation (the value of which is appended to their Amazon gift card). The rules then explain that all participants must take the exit survey to provide their payment details as well as other post-game information. Finally, participants are made aware that after completing the game and exit survey, they are emailed their compensation and then permanently removed from the study.

For the instructions on how to join a game, participants are directed to a scheduling system integrated into the Discord channel using Discord’s bot API. This Discord bot will periodically post a series of game times a day in advance. Participants will anonymously indicate their availability during these game times. Importantly, they are allowed to indicate their availability as many times as they see fit. Once the minimum required number of available participants has been reached (three for a bot-human game and six for a human-only game), and the game time itself is an hour away, the Discord bot will inform the participants that the game is occurring later in the day. We note that if the number of available participants at a given time is greater than the minimum required for the type of game being played, the Discord bot will select a random subset of the available participants to play. One minute before the game, the Discord bot gives the chosen participants their login credentials (a randomly generated password and one of six preset usernames) and a link to the game user interface.

The game itself is hosted on customized software that is playable on mobile and PC browsers (available at <https://sociopinion.fly.dev>). See SM Figure S7 and SM Figure S8 for screenshots of both the study’s Discord channel and the game website, respectively.

Exit survey design

Immediately after the 60 minute timer expires in the game, in-game human participants are informed of if they were a winner or not, and then automatically provided with a Google Forms link that directs them to the exit survey. There are four different exit surveys, two for each human-involved condition (i.e., human-only and bot-human), with one being for winning participants and one for losing. There is no difference in the questions asked across all four variations of survey; however, there are slight differences in auxiliary text shown on the surveys depending on the variation received.

To clarify, all four versions include a message shown to participants upon submitting the survey that informs them that this study has two human-involved conditions: one with bots and one without. Depending on the condition the participant was in, the survey specifies that they were playing with bots, or just humans. Additionally, participants that won the game are congratulated for winning the game within the survey.

In terms of the questions asked of participants within the exit survey, the survey is split into three sections: influence nominations, demographics, and payment information. For influence nominations, participants are asked to subjectively identify which fellow participants in-game were the most and least convincing. Participants are provided a list of usernames, from which they can select one. The demographics are optional, collecting information on age, gender, and ethnicity. Payment information was required.

Keyword analysis

We identified 102 keywords as on-topic: relating to the game prompt in terms of diet, diet nutritiousness, and climate consciousness. Additionally, keywords were added relating to opinion consensus dynamics as well, such as majority or minority opinions, and metagaming. An initial selection of 36 keywords were identified using the YAKE tool [14]. This was done by deploying the tool on a pool of all 15, 547 messages sent by humans and bots. To encapsulate all aspects of the prompt and game dynamics in our dictionary of on-topic keywords, 66 additional keywords were manually identified and added. See SM Section 5 for a list of all the on-topic keywords used in this research.

Bot design

One of the critical components of this study are the bots, as all analysis hinges on their ability to accurately represent the capabilities of current-day LLMs. We used a fusion of OpenAI’s ChatGPT and GPT-4 [15], and Meta’s LLaMA2 [16] to power the bots. In particular, GPT-4 and LLaMA2’s APIs are called for all conversational tasks, with ChatGPT’s API being used to process auxiliary requests.

Upon the initialization of a game, bots are all instantiated with randomly selected opinions and initial levels of confidence. This level of confidence also controls a secondary behavior

called “bot personality.” Bots also were instantiated with a randomly assigned grammar type that determines the way bots generate messages (with the ability to make their messages look more formal or informal). See SM Section 1 for more details on both personality and grammar types.

During the early stages of our bot design, one important issue that arose was the fact that bot intelligence rapidly broke down during bot-only conversations. This deterioration of conversational ability could potentially be related to the “curse of recursion” phenomenon discovered in [17], where LLM-produced content was found to be irreversibly decaying in quality as the amount of LLM-generated training data increased. We hypothesize that our bots experienced a similar issue during conversations where the responses that were being fed into the bots were generated by the same LLM. We found that this behavior was most prevalent when using only one type of LLM model (i.e., GPT-4). However, when another LLM that was trained on a different knowledge base was introduced (i.e., LLaMA2), the issue was somewhat alleviated. Subsequently, in situations where GPT-4’s API is called for conversation-based tasks, we added functionality in which LLaMA2’s API can be randomly called instead. This allowed bot responses to be generated intermittently by both GPT-4 and LLaMA2, maintaining variety.

When a conversation is started between a bot and another participant, the bot is given the following initial prompt:

“Let’s play a game. You are in a debate contest with six participants including yourself and me. Currently, you and I are in a one-on-one conversation. There are four diet opinions being considered: vegan, vegetarian, omnivorous and pescatarian. Your opinion is that the α diet is the best compromise between nutritiousness and climate consciousness. You are currently aware that β of the six players including yourself share your opinion, and γ of six players including myself share my opinion. Your goal is to determine my opinion and try to convince me to change my opinion to α , or to ensure you are in a majority group that shares the same opinion. Keep your messages short and use informal and casual language. The goal of the debate is for both you and I to agree on the same diet instead of finding a middle ground or compromise. Do not repeat the same phrasing across your responses and aim for originality. Vary your sentence structure every time you respond.”

In the prompt α denotes the diet that bot currently favors. The bot is aware that there are β players sharing with this bot opinion on diets and there are γ players who share the opinion of the participant with whom the bot is conversing. As the game progresses, the bot will attempt to keep track of which participants had what opinion last, adjusting β and γ accordingly.

Bots were allowed to either accept or ignore invitation to conversation, as well as send out their own invitation to other participants. In bot-human conversation, the bots were also programmed to generate messages with holding periods like those observed for human online speech. Bots were also programmed to break up responses from the LLM APIs into multiple sentences, with each sentence being sent separately with a short delay to emulate the time it

would take a human to type. We note that during bot-only conversations, ancillary modifiers to text, like sentence splitting, are disabled (evident in the examples in SM Table S6).

With every new message posted in a conversation involving a bot, the bot will analyze the entire conversation and assess if the conversation has reached a conclusion. If it has, the bot making the assessment will trigger a farewell protocol and end the conversation. However, we found in early testing that bots were unreliable in determining when a conversation was naturally ending. In the case of bot-only conversations, this could lead to conversations that lasted the game's full 60 minutes. This, coupled with the drastic quality drop in message content for bot-only conversations, prompted us to introduce a message limitation. Subsequently, we designed bots to have a randomly assigned "message budget" for the number of messages they can send and receive. Once the message budget is exceeded, the bot will be prompted to terminate the conversation regardless of conversation state. For bot-only conversations, both bots are assigned a budget between 12 and 16 messages. We also introduced this message limitation for bots in bot-human conversations, to impede humans from trapping bots in a conversation. However, we did not want bots to inadvertently prevent longer conversations from developing fruitfully, so the bot's budget in this conversation type is set between 30 and 50 messages.

Once the farewell protocol has been triggered or the message budget exceeded, bots are given this prompt:

"Tell me that you have decided to end the conversation. Be creative with your goodbye, using our conversation above as context. Do not say we will talk again. Do not confirm you have received these instructions."

After the conversation has terminated, the entirety of the discussion is compiled and fed back into the bots involved. With this provided as prompt, the bots are requested to assess the confidence of both participants, producing levels of perceived and personal confidence. The bots are also requested to determine if, based on the conversation, they should change their opinion, and if so, to what. In situations where the bot is engaging in a conversation with a participant they have messaged before, a history of the past conversation is fed into a ChatGPT entity to summarize. This summary is added to the information initially given to the bot at the beginning of the conversation to allow the bot to simulate "memory" of its past conversation.

Supplementary Materials for Limits of Large Language Models in Debating Humans

James Flamino^{1,†}, Mohammed Shahid Modi^{1,†},
Boleslaw K. Szymanski^{1,3,*†}, Brendan Cross¹, Colton Mikołajczyk²

¹Department of Computer Science and Network Science and Technology Center,
Rensselaer Polytechnic Institute, Troy, NY, USA

²Department of Mathematics, Rensselaer Polytechnic Institute, Troy, NY, USA

³Społeczna Akademia Nauk, Łódź, Poland

[†]Authors contributed equally

*Corresponding author, email: szymab@rpi.edu

This PDF file includes:

Supplementary Text

Supplementary Figures 1 to 8

Supplementary Tables 1 to 6

1 Bot configuration

1.1 Introduction

The functional capability of our conversational bots is an important aspect of our experiment. We leveraged two different LLM models, namely OpenAI’s GPT-4 and Meta AI’s LLaMA2 to generate bot responses. Using two models for our bots expanded their vocabulary and sentence patterns and helped reduce the repetitiveness and homogeneity of their responses to common questions or arguments. In addition, we curated the protocols and personalities of our bots to ensure every bot in a game had a meaningfully different persona. Specifically, we created nine different configurations and each bot would randomly be assigned to one of them at the beginning of a game. Below we describe the bot protocols, capabilities, personalities and grammar types. We also measure the persuasiveness of the nine configurations.

1.2 Bot protocols and capabilities

Our bots were given a strict operating protocol to ensure their active participation in the game while cloaking their identity as bots. First, each bot participant would randomly be given a personality-grammar configuration at the beginning of a game. Then, like human participants, they would go through the three stages of our experimental setup. In Stage 1, each bot would randomly be assigned an opinion and a personal confidence score. In stage 2, the bots would have the ability to accept invites from other participants. If a bot had not receive any invites for a set time period, it would choose a random available participant and send them an invite. During conversations, bots would be suppressed from mentioning or admitting they are bots, and would attempt to change the topic if asked about their identity. When a conversation would end, a separate LLM “referee” would evaluate it and assign a new opinion (if opinion shifts were implied in the conversation) to the bot as well as personal and perceived confidence scores to the bot and the other participant respectively. In stage 3, the bot participants would be removed from the network and the game would conclude.

Apart from their personas, our bots were designed to maintain conversational flow. One pain point for bots is the beginning and end of conversations, where they would out themselves as bots by being too verbose, formal or naive. Thus, we programmed the bots such that they would open conversations with pre-written greetings, would exchange diet opinions before presenting arguments, and would send meaningful farewell messages if the other participant was

attempting to end the conversation. Also, bots would leave inactive conversations after a set time period.

Also, bots were assigned a randomly-determined message budget at the start of each conversation. This budget was the number of messages they could send and receive before terminating a conversation. The budget for bot-only conversations was between 12 and 16 messages and was 30 to 50 messages for bot-human conversations. The budget is smaller for bot-only conversations mainly because bots did not break their messages into sentences when sending them to bots. This budgeting was done to ensure that bots would not get stuck in never-ending bot-only conversations and so they could avoid overlong bot-human conversations. It improved the flow of the game by increasing bot availability for conversations with idle participants.

We also limited bot response speeds to believable levels and made them sensitive to interruptions. As bots often generated long responses containing two or more sentences, each sentence would be sent separately in the messenger app with a gap of a few seconds between each sentence in order to better simulate human typing speed. Bot response generation would be interrupted if the other participant sent a new message, enabling the bot to take the new message into account in its response, similar to how a human would react to an interruption. We made minor tweaks in bot behavior to prevent repetitiveness, such as taking very common phrases out of bot responses.

1.3 Bot personalities and grammar types

We designed three personalities for the bots: suggestible, regular and stubborn. All three personalities had a common directive to bring conversations to a mutual agreement on one of the four diet opinions instead of a nuanced “common ground”. This discouraged the bots from simply agreeing with the other participant and pushed them to debate rather than converse. The suggestible personality was designed to change their opinion in favor of the other participant when presented with effective arguments. The stubborn personality was designed to present strong arguments and rebuttals in an effort to shift the other participant’s opinion. In the experiment, about half the bots across all games were regular type, while one-quarter of bots were suggestible and one-quarter were stubborn.

We also had three different grammar types: lowercase, perfect and reduced punctuation. The lowercase bots use lowercase type only and avoid punctuation at the end of sentences to mimic the parlance of modern instant messaging. The perfect bots make no changes to the

<i>Num. of bots</i>	Suggestible	Regular	Stubborn
Lowercase	4	11	3
Regular	4	3	8
Reduced Punc.	6	8	4

Table S1. Bot configuration breakdown. The number of bots in each of the nine bot configuration groups, based on personality-grammar pairings. Every bot from every bot-human game is included. There were three bots in each of the 17 bot-human games.

default bot punctuation which is usually grammatically correct. The reduced punctuation bots maintain correct type casing but remove most punctuation characters.

We define a bot configuration as a personality and grammar type pair. There are nine possible bot configurations as shown in table S1.

1.4 Bot persuasiveness

We develop “**Persuasiveness**” as an effectiveness metric for bots in bot-human games computed on a per-conversation basis. It is based on two rules. First, if a bot convinced a participant to change their opinion to match its own after a conversation between them, the bot gains 3 points. Second, if there was no opinion change then the bot gains points equal to the reduction in the other participant’s confidence score (since confidence is between 1 and 4, the most it can be reduced is by 3). Thus, the persuasiveness score reflects the bot’s ability to influence others. A bot can get a maximum score of 3 and a minimum score of 0 per conversation. A perfectly persuasive bot would achieve an average score of 3 points across all its conversations.

<i>% Persuasive</i>	Suggestible	Regular	Stubborn
Lowercase	23.83%	64.64%	33.33%
Regular	33.33%	11%	41.67%
Reduced Punc.	61.1%	70.73%	0%

Table S2. Persuasiveness scores between 0 and 100 percent for each bot configuration. Scores indicate the percentage shift in opinion confidence or changing of opinions as described in the text. The top three configurations are highlighted in green.

We computed the persuasiveness score for each of the 51 bots across all bot-human games. We aggregated the scores for each bot configuration and converted them to percentages, thereby

ranking each configuration somewhere between 0% to 100% persuasive. Table S2 shows the outcomes. Three bot configurations stand out as most persuasive, the best one being the Regular-Reduced punctuation configuration which was 70.73% persuasive (meaning these bots affected an average shift of 2.125 confidence points toward their opinion). The reduced punctuation grammar types and regular personalities were the most persuasive.

An important caveat is that though these scores show the most persuasiveness configurations in our experiment, they may not be an indicator of future performance. The demographics of participants, random luck in initial opinion assignment, familiarity of participants with AI language models, bot-bot conversation outcomes and many other confounding qualitative factors may play a role in how effective each configuration can be. Also, the protocols and capabilities of our bots as described in the above sections granted them a base level of effectiveness.

2 Holding periods and response times

2.1 Introduction

As participants in the study take part in one-on-one conversations, there are two temporal metrics through which the activity of each individual participant in our study can be measured. The first is “**holding period**”, which we define as the amount of time spent by a participant to send a block of contiguous messages (which we call a message chain) without interruption from the other participant. This metric measures the time spent by a participant for writing a reply that involves more than just a single message. Message chains are a common way for human participants to communicate on instant messenger applications, and this behavior is found on our platform too. This is because when engaged in a conversation, our platform looks and feels just like a traditional instant messenger or SMS app.

The second metric to measure is “**response time**”, which is the amount of time between two messages from different participants. In other words, it is the time taken for a participant to send a reply after receiving a message. Response time and holding period are both important to get a fuller picture of the amount of activity in a conversation.

It is important to note that the response time for a reply is measured from the timestamp of the last message from the previous participant to the timestamp of the first response of the current participant. These metrics together provide a complete picture of the activity of the conversation as a function of time. A caveat is that holding periods are essentially static for

the bots, who are programmed to always send a message chain of 2-4 messages separated by 3 (writer’s note: check this in the code) seconds each. Response times for bots are also not of interest as the time taken for a bot to generate a response is also going to be static. This caveat and the fact that the bots are not programmed to be sensitive to human response times or holding periods with the exception of a reminder sent if a conversation has been inactive, means that analyzing these metrics for bot-only conversations is irrelevant.

We start by measuring holding periods and response times for every conversation across every game in our study. After that, we measure statistical properties of this data such as averages and medians. We analyze three configurations: **1. Human-only games** where the only possible conversation type was two humans, **2. Human-only conversations from Bot-Human games** where the latent effect of bot presence may have affected human conversation trends, and **3. Bot-Human conversations from Bot-Human games**. We label these three configurations as **HO**, **HH** and **BH** respectively. We visualize their properties and compare each configuration pair for significance of differences in holding period and response time trends.

2.2 Statistical properties of holding periods and response times

We tackle each of our three configurations individually using the following process: We divide the messages sent in all games in a configuration into message chains and single messages. We measure the holding period of every message chain and then statistically characterize that data. We then measure the response times and characterize them too. We use Fig. S1 to visualize the interquartile ranges as boxplots. Each box captures 50% of the data in between the first (Q1) and third (Q3) quartile (i.e. in between the 25th and 75th percentiles), with the line inside the box indicating the median. The whiskers on either side indicate the minimum and maximum as per boxplot convention, the minimum being $Q1 - 1.5 * IQR$ and maximum being $Q3 + 1.5 * IQR$, with the dots outside whiskers indicating outliers that fall beyond the maximum.

2.2.1 Human-only games

For configuration **HO**, there were 2,516 message instances of which 1,028 were message chains consisting of more than one message. The average holding period for these chains was 21.99 secs, with the median being 11.50 secs and mode being 7 secs. The holding period boxplot for HO in Fig. S1 shows that about 50% of the chains had a holding period between 6 and 24.25 secs, with the majority of them not exceeding 51 secs as shown by the extent of the top whisker.

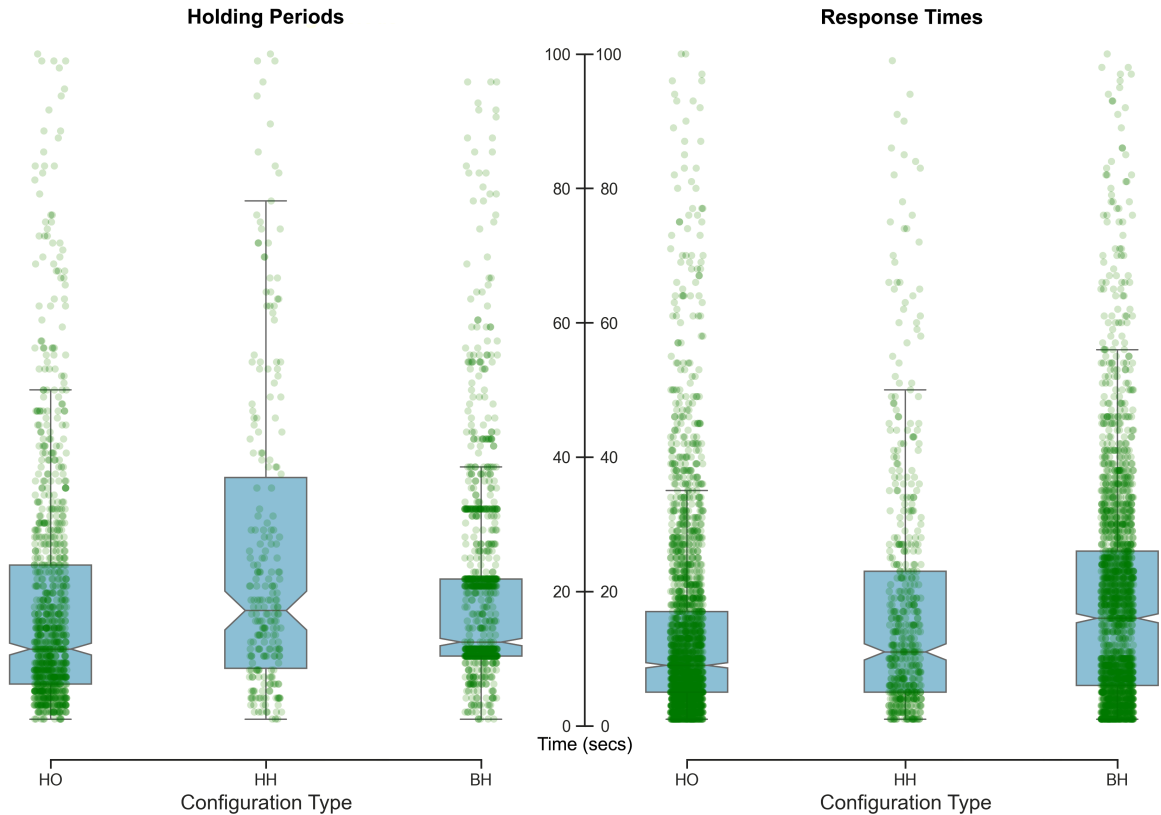


Fig. S1. Boxplots for Holding Periods and Response Times. We analyze three configurations: human-only games (HO), human-only conversations from bot-human games (HH) and bot-human conversations (BH). Each green dot indicates the holding period or response time of a message instance.

There were 91 outlier instances where the holding period exceeded 51 secs.

For HO response times, 2,305 of the message instances had a response time greater than zero. The mean response time was 15.04 secs, with the median being 9 secs and the mode being 5 secs. The response time boxplot for HO shows that about half of all responses had response times between 5 and 18 secs, with most not exceeding the top whisker of 37 secs. There were 192 outliers where the response times exceeded the top whisker. A minuscule amount of outliers exceeded 500 secs and were discarded from analysis as erroneous.

2.2.2 Human-only conversations from bot-human games

For configuration HH, there were 607 message instances with 250 being message chains. The average holding period was 32.12 secs, with the median being 17.5 secs and mode being 4 secs.

	HO-HH Pair	HO-BH Pair	HH-BH Pair
Hyp. 1: Holding Periods	$1.819e^{-05}$	0.941	$1.189e^{-06}$
Hyp. 2: Response Times	$1.014e^{-09}$	$1.940e^{-20}$	0.493

Table S3. HP-RT hypothesis testing. Independent two-sample t-test outcomes for each pair of configurations for the two hypotheses. Green indicates a statistically significant difference in values between the indicated pair of configurations. Red indicates that the null hypothesis was accepted.

The HH holding period boxplot in Fig. S1 shows that half the chains had a holding period between 10 and 40.5 secs, with the majority of them being under the top whisker at 86 secs. There were 17 outlier instances.

Looking at response times, 564 message instances had a valid response time (greater than zero). The mean response time was 21.2 secs, with the median being 11 secs and the mode being 5 secs. The HH response time boxplot shows that half the time, people took between 5 and 25.25 seconds to respond, with most not exceeding 55 seconds. There were 49 outliers.

2.2.3 Bot-human conversations from bot-human games

For configuration BH, there were 2,438 message instances of which 1,078 were message chains. These chains show an average holding period of 21.75 secs, a median of 14 secs and a mode of 10 secs. The BH holding period boxplot in Fig. S1 shows that about half of all chains had a holding period between 10 and 13.75 secs, with an IQR-based maximum of 44 secs. There were 89 outlier instances where the holding period exceeded the maximum.

For response times, 2,237 of the message instances had a response time greater than zero. The mean response time was 22.18 secs, with the median being 16 secs and the mode being 1 sec. The response time boxplot shows that approximately 50% of the responses had response times between 6 and 27 secs, with most not exceeding 58 secs. There were 127 outliers.

2.3 Comparison of configuration pairs

We take the full populations of holding period and response time data for each possible pair of configurations and perform independent two-sample T-tests to find if the configurations are significantly different. We calculate population variance and perform Welch's T-Test if variances are unequal. The null hypotheses we propose are:

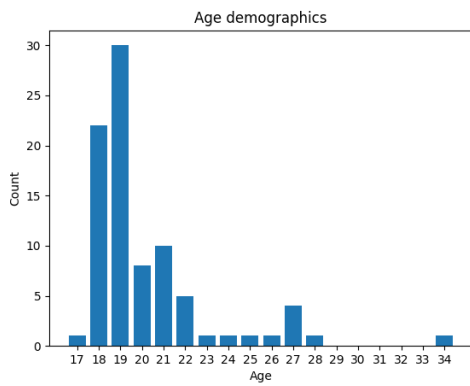
Holding period null hypothesis: There is no statistically significant difference in the holding periods of message chains between conversations from configuration X and configuration Y.

Response time null hypothesis: There is no statistically significant difference in the response times of messages between conversations from configuration X and configuration Y.

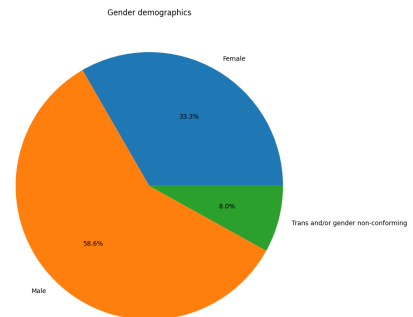
We test three pairs of configurations with these hypotheses. Pair one is HO-HH, pair two is HO-BH and pair three is HH-BH. The results of the T-tests are shown in Table S3. From the outcomes, there was a significant difference in holding periods and response times for the HO-HH pair, showing that the latent effect of bot presence affected human-only conversations in bot-human games, making them meaningfully different compared to human-only games with no bots present in the environment. We see that there is a significant difference in holding periods for configuration HH-BH and response times for configuration HO-BH, which shows that bots in conversations with humans facilitated new dynamics that greatly affected human behavioral trends. Our keyword and productivity analyses expose some of these new dynamics.

3 Demographic analysis

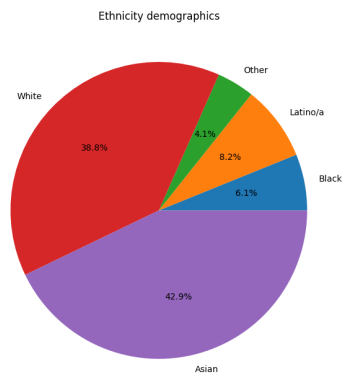
Demographics on age, gender, and ethnicity were voluntarily collected on participants that completed a game and filled out the exit survey where the optional demographic questions were presented. Within the exit survey, participants were asked to input a number for their age and select one option from a dropdown for gender. For ethnicity, they were also given multiple options, with the ability to select more than one. The options for gender were “male”, “female”, “Trans and/or gender non-conforming”, and “None of the above”. For ethnicity, the options were “Latino/a”, “White”, “Black”, “Asian”, “Native American/Alaska Native”, “Native Hawaiian/Other Pacific Islander”, and “Other”. Overall, 91 participants completed the demographic portion of the exit survey. Their results are summarized in Figure S2. For Figure S2A, the average age was 23.38 with a standard deviation of 4.516. According to Figure S2B, the primary gender identity of the participants was male, with the majority of participants also claiming Asian ethnicity (Figure S2C).



(A)



(B)



(C)

Fig. S2. Demographic breakdown of participants. (A) Histogram of participant ages. (B) Pie chart of the genders chosen. (C) Pie chart of the ethnicities chosen.

4 AI flag analysis

4.1 Introduction

Given that a primary focus of our study is to observe behavior of humans and bots as they interact during games, an important variable that must be accounted for is potential behavior change of humans if a bot is ousted as an AI. In other words: are there any shifts in opinion change rate, perceived confidence assignment, personal confidence assignment, and productivity (specifically on-topic keyword usage) observed in humans during games in which a bot is discovered? To isolate a potential event in which a participant is accused of being AI, we implemented a keyword filter on all messages produced by humans in the bot-human condition. This filter flagged any messages where the words “bot”, “AI”, “ChatGPT”, or “chatbot” were mentioned. A moment in which a human mentions one of these words to a human or a bot in a bot-human game constitutes an “AI flag” incident: a situation in which the humans of a game could potentially become aware of bot involvement. With AI flags we can analyze any changes in behavior after the event. For our data, within the bot-human condition, we found there to be 60 AI flags triggered in the messages procured (0.84% of messages). These flags affected 28 conversations (9.56%) in 9 games (34.6% of all games, 52.9% of bot-human games).

4.2 Comparing behavior before and after an AI flag

As mentioned above, there are four aspects of human behavior in our study that we analyze for statistically significant changes after an AI flag incident: opinion change, perceived confidence, personal confidence, and on-topic keyword usage. For opinion change, we calculated the opinion change rates of participants involved in the 9 games where AI flags were triggered. Specifically, we calculated these rates before and after the first AI flag was triggered for each game, then compared them. The result of the comparison ($p = 0.4469$, Welch’s t-test) indicated there to be no statistically significant difference between the two populations, suggesting that human opinion change rate was not noticeably affected once a bot was detected.

For perceived and personal confidence, we numerically encoded the levels of confidence as seen in the main manuscript, with “Not very confident” being valued at 1 and “Very confident” being 4. However, here we also filtered out all incidents of “Not enough info” (encoded as 0) for perceived confidence. In the bot-human condition, for the games in which AI flags occurred, we gathered all human-specific assignments of perceived and personal confidence

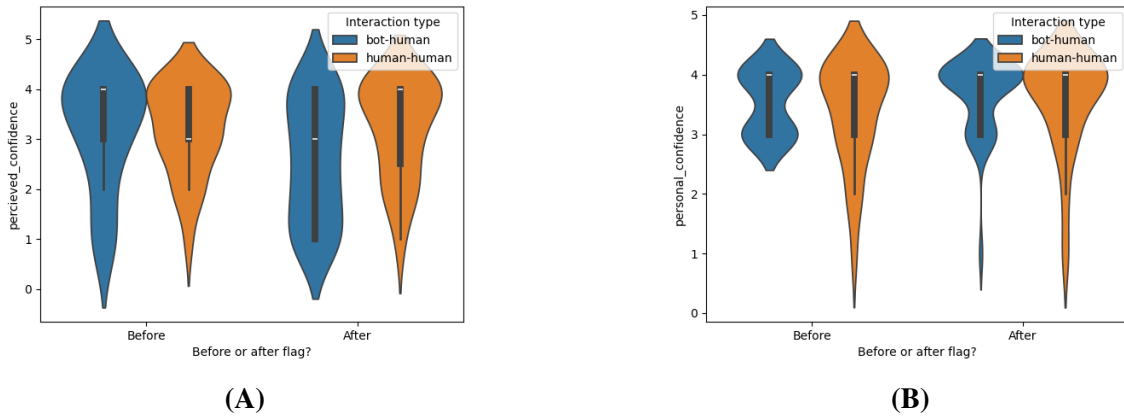


Fig. S3. Confidence distributions of participants in the bot-human condition for AI flag analysis. Perceived confidence (A) and personal confidence (B) are grouped by interaction type and if the confidence was assigned before or after their respective game’s first instance of an AI flag incident.

and categorized them by if they were assigned before or after their game’s first occurrence of an AI flag. The resulting distributions of the two confidence types is shown in Figure S3, which also groups the confidences by interaction type. For both types of confidence, we then compare the distribution of confidence assigned before the first AI flag (regardless of interaction type) to the distribution of confidence assigned afterward. We found that both perceived confidence and personal confidence showed no significant differences in populations for before and after the AI flag, with $p = 0.0801$ (Welch’s t-test) and $p = 0.4632$ (Welch’s t-test) respectively. These results suggest that humans did not significantly change their perceived or personal confidence assignment behavior after the discovery of a bot in their midst.

Finally, for on-topic keyword usage, we computed the number of on-topic keywords produced by human participants across the AI flagged games, grouping them by if they occurred before the first conversation with an AI flag incident or after. Comparing these two populations ($p = 0.6796$, Welch’s t-test) revealed there to be no statistically significant difference, implying that on-topic keywords are generated by humans in the same amounts despite bots being detected.

5 Keyword dictionary

The 36 keywords detected by the YAKE tool are:

farm, food, products, plants, pesc, overfishing, foods, world, nutritional, supplements, animal, team, environmentally, climate, nutrition, plant, fishing, eat, planet, plant-based, diets, seafood, impact, farms, water, meats, sustainable, environmental, farming, veganism, meat, agriculture, reduce, eating, ocean, omni

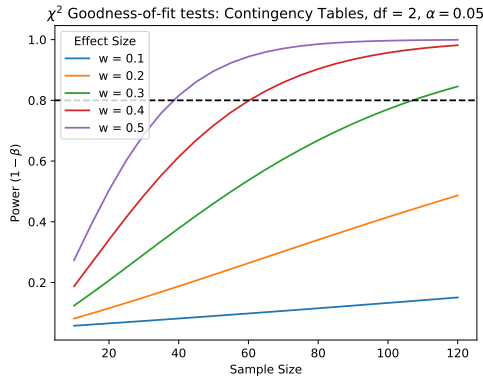
The 66 supplementary keywords identified by manual inspection of the messages are:

vegetarian, nutritious, welfare, swaying, omnivorous, balance, vitamins, disease, sides, take, pescatarian, healthy, emissions, variety, protein, footprint, diet, more, case, smart, sea, vegetarianism, fish, ethics, se, omnivore, apple, bread, veggies, minority, chipotle, environment, better, carrots, vegan, page, gas, adopt, ethical, beef, health, fruits, peas, animals, nutritiousness, pasta, pescatarianism, convinced, convince, best, sustainability, majority, eggs, carbon, deforestation, nutrients, steak, roots, vegetables, milk, rice, carbohydrates, bagel, eco, sway, carbs

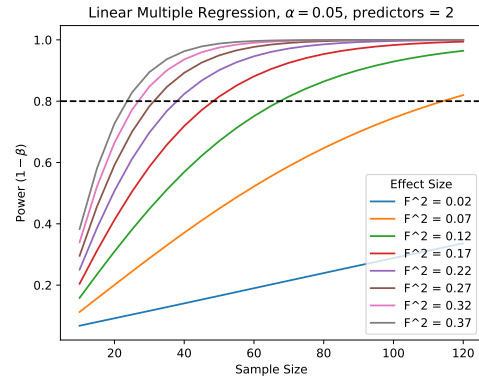
6 Minimum number of games and participants

During the design phase of the study, an important consideration was the minimum number of games / participants per condition that we would need to detect significant differences between behaviors in different conditions and between participants within a single condition. To do this, we performed a priori power analysis using G*Power [18, 19]. Our goal was to get ~ 0.8 predictive power with our target analysis against participant level data and interaction level data. The main parameters for our power analysis were α (type 1 error rate) = 0.05, β (type 2 error rate) = 0.2, with a medium effect size.

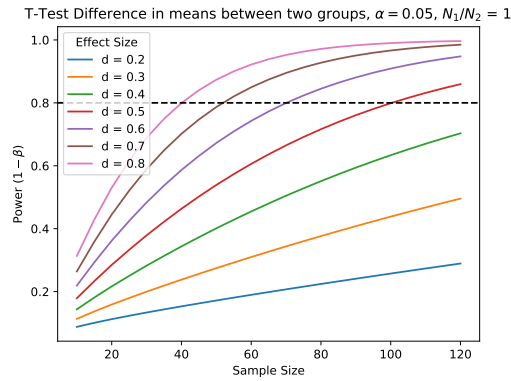
Our target analysis is described in our pre-registration, and varies depending on the level of analysis (game level, participant level, interaction level) but can be summarized as being either a multi-level regression, a t-test comparison between groups, or a χ^2 goodness-of-fit test. Figure S4 shows the power of these analysis over a range of samples sizes and effect sizes. To be able to detect a medium effect size (0.5) with .8 power we would require 120 combined samples between both groups. This analysis gave us a target number of games per condition at 10. At 6



(A)



(B)



(C)

Fig. S4. Power Analysis. Each plot shows the projected power of different target analysis for different sample sizes / effect sizes. Effect sizes go from a low effect size for the given analysis to a large effect size. Our target is to be able to have .8 power for a medium effect size for each analysis, which we can achieve with 120 samples (participants) per pairwise comparison of groups.

participants per game this would give us 60 participants per condition. We ended up gathering additional bot-human samples, to enhance the predictive power of within group analysis of bot-human games, gathering 17 bot-human game samples, over 100 participant datapoints.

7 Conversation length and bot budget analysis

As described in “Bot design” in the Methods section, bots in bot-only and bot-human conversations are given a message budget to limit the number of messages they can send and receive. Figure S5 shows histograms of conversation lengths by conversation type (including human-only for comparison). Red boxes are overlaid on the bot-only and bot-human distributions, highlighting the range of the bot message budget defined for each conversation type. Interestingly, these plots show that conversations do not strictly adhere to the limits set by the message budget, even exceeding it occasionally. A case of this can be seen in bot-human conversations (Figure S5B), with conversations often ending well before the limit, or even 10 messages over. Like the human-only distribution, the bot-human distribution shares a modality near 10 messages; however, the bot-human distribution also displays a second modality within the budget’s bounds. This suggests that human behavior tends toward forming a unimodal distribution with a positive tail (Figure S5C), but the presence of bots can shift conversation lengths closer to the budget range, producing two modes. The bot-only distribution (Figure S5A) has a bimodal distribution too, though the second modality dominates. This second modality also forms near the budget range, though not as within-bounds as the bot-human distribution.

As we had found that bots would not terminate the conversation without the budget, we predict that the second modes of the bot-only and bot-human distributions would be positioned farther along the x-axis (as conversations would last much longer), but the modal motifs visible would persist. In the post-game analysis of the main manuscript, we claimed that the presence of bots’ more static behavior influenced humans in making the conversation amount and length more predictable (relevant to primary question 1). These results reinforce that observation.

For primary question 2, we should consider the behavior of the bots prior to budget implementation. Again, as we found that the bots would not even properly terminate conversations without limitations, it is clear that bots are ineffective at being able produce naturalistic conversation lengths without externally imposed limitations or further refinement.

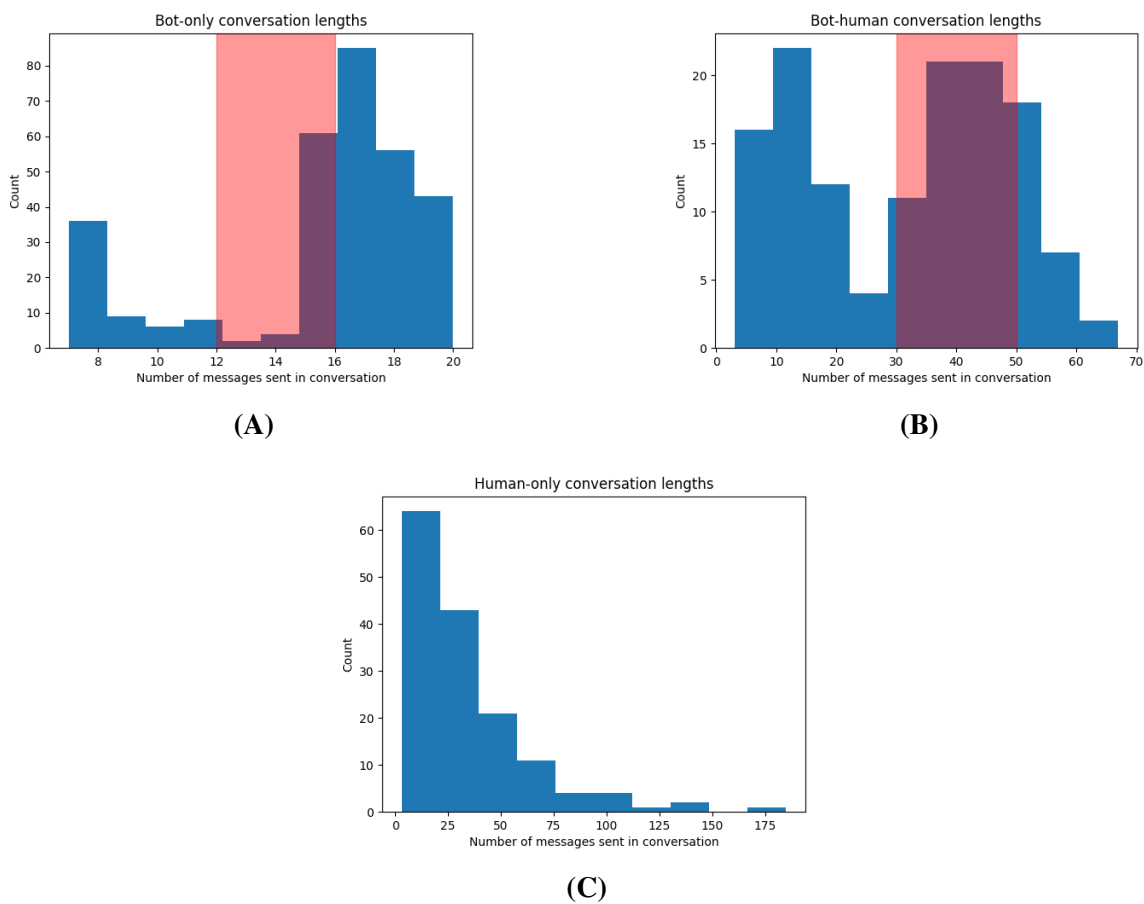


Fig. S5. Histograms of conversation lengths. The three plots show the distribution of conversation length in messages for bot-only (A), bot-human (B), and human-only (C) conversation types respectively. For the bot-only and bot-human plots, the red box indicates the lower and upper bounds of the message budgets allotted to each conversation type. For bot-only the bounds are (12, 16) and bot-human are (30, 50).

8 Bayesian model definitions

To determine if there are differences in how humans and bots behave when conversing with each other, we fit Bayesian multi-level models to conversation data between participants. The data used by these models is all the conversations generated over the study, with each conversation providing two datapoints, one from each participant’s perspective on the conversation, with the participant whose opinion we are measuring being u_1 and the conversation partner being u_2 . Each model will, at minimum, include two dependent variables u_1_bot and u_2_bot , plus their interaction. Both variables are true if that participant of the conversation was a bot. These two variables and their interaction give us all possible conversation types we wish to model, with Human-Human conversations being represented by a 0 for both u_1_bot and u_2_bot , Bot-Human conversations with the human being measured is represented by $u_1_bot = 0$ and $u_2_bot = 1$, etc.

8.1 Perceived confidence model

The perceived confidence model, shown in Table S4, aims to see the effect of human-bot conversations on how a participant views their conversational partner’s confidence. We model perceived confidence as an ordered logit model, with the dependent variables being an interaction term between the participant types of the primary participant (u_1) and that of the conversational partner (u_2). We model the individual participants and each game as random effects (random intercepts), due to the potential for starting game states (the initial opinions of all participants) affecting perceived confidence, as well as individual factors.

Predictors	Odds Ratios	CI (95%)	Observations	1182
Perceived confidence 0—1 threshold	0.02	0.01 - 0.03	N_{game}	37
Perceived confidence 1—2 threshold	0.11	0.08 - 0.17	$N_{participant}$	206
Perceived confidence 2—3 threshold	0.46	0.32 - 0.68	σ^2	3.29
Perceived confidence 3—4 threshold	1.75	1.23 - 2.59	$\tau_{00\ game}$	0.16
Bot-human (Bot) Conversations	0.16	0.10 - 0.28	$\tau_{00\ participant}$	0.33
Bot-Human (Human) Conversations	0.53	0.32 - 0.92	Marginal R^2	0.124
Bot-only Conversations	18.33	9.17 - 36.79	Conditional R^2	0.236

Table S4. Bayesian multi-level perceived confidence model. This table defines the parameters and coefficients of this model, with the coefficients presented as odds ratios. We split the bot-human conversation type into “Bot-human (Human)” and “Bot-human (Bot)” to identify which participant type is the focus of the predictor.

8.2 Personal opinion model

We next model the change in personal confidence as an ordered logistic regression, shown in Table S5. Similar to the opinion change and perceived confidence models, the dependent variables are the interaction between the participant types of both conversational partners. This model was tested with random effects (random intercepts) on game and participants, but it was determined through model comparison and ICC that almost no variance in response was accounted for by these random effects, so they were excluded from the final model.

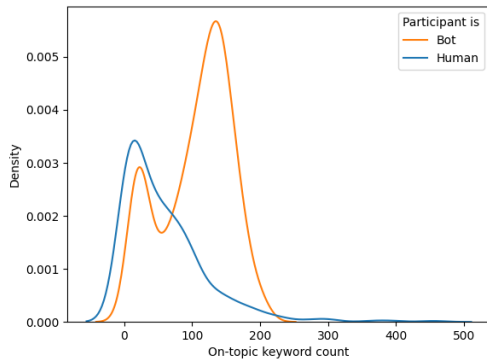
Predictors	Odds Ratios	CI (95%)		
Personal confidence change -3 — -2 threshold	0.01	0.01 - 0.02		
Personal confidence change -2 — -1 threshold	0.06	0.04 - 0.08		
Personal confidence change -1 — 0 threshold	0.22	0.18 - 0.28		
Personal confidence change 0 — +1 threshold	2.40	1.93 - 2.97		
Personal confidence change +1 — +2 threshold	9.26	7.12 - 12.05		
Personal confidence change +2 — +3 threshold	26.64	26.64 - 61.83		
Bot-human (Bot) Conversations	0.80	0.54 - 1.20		
Bot-Human (Human) Conversations	0.98	0.69 - 1.41		
Bot-only Conversations	1.20	0.71 - 2.01		
			Observations	1182
			Bayes R^2	0.003

Table S5. Bayesian multi-level change in personal confidence model . This table defines the parameters and coefficients of this model, with the coefficients presented as odds ratios. We split the bot-human conversation type into “Bot-human (Human)” and “Bot-human (Bot)” to identify which participant type is the focus of the predictor.

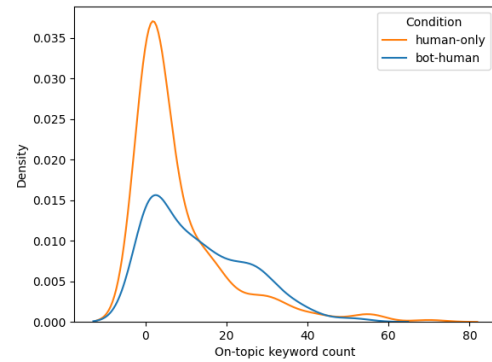
9 Unique word count analysis

In addition to the on-topic keyword usage of participants, we also analyzed the total number of unique words, excluding commonly used words (i.e., stop words). Here we repeat all of the on-topic keywords analysis done in the main manuscript for unique word counts. Figure S6A shows the KDEs of the unique word count for all participants, separated by participant type. Figure S6B shows the KDEs for unique word count of humans in the bot-human condition compared to those in the human-only condition.

Like the on-topic keyword analysis, bots and humans demonstrate notable differences in generating unique words. Overall bots produce more unique keywords, suggesting their verbosity is intrinsically greater than humans. Unlike the on-topic keyword analysis, however, comparison of human unique keyword usage in bot-human games versus unique keyword usage in the human-only condition yielded no significant difference ($p = 0.1899$, Welch’s t-test).



(A)



(B)

Fig. S6. Distributions for unique word count per conversation. (A) Kernel Density Estimations (KDEs) of the unique word count for all bots and humans across all conditions. (B) KDEs of the unique word count of humans in the bot-human condition versus humans in the human-only condition.

10 Additional figures and tables

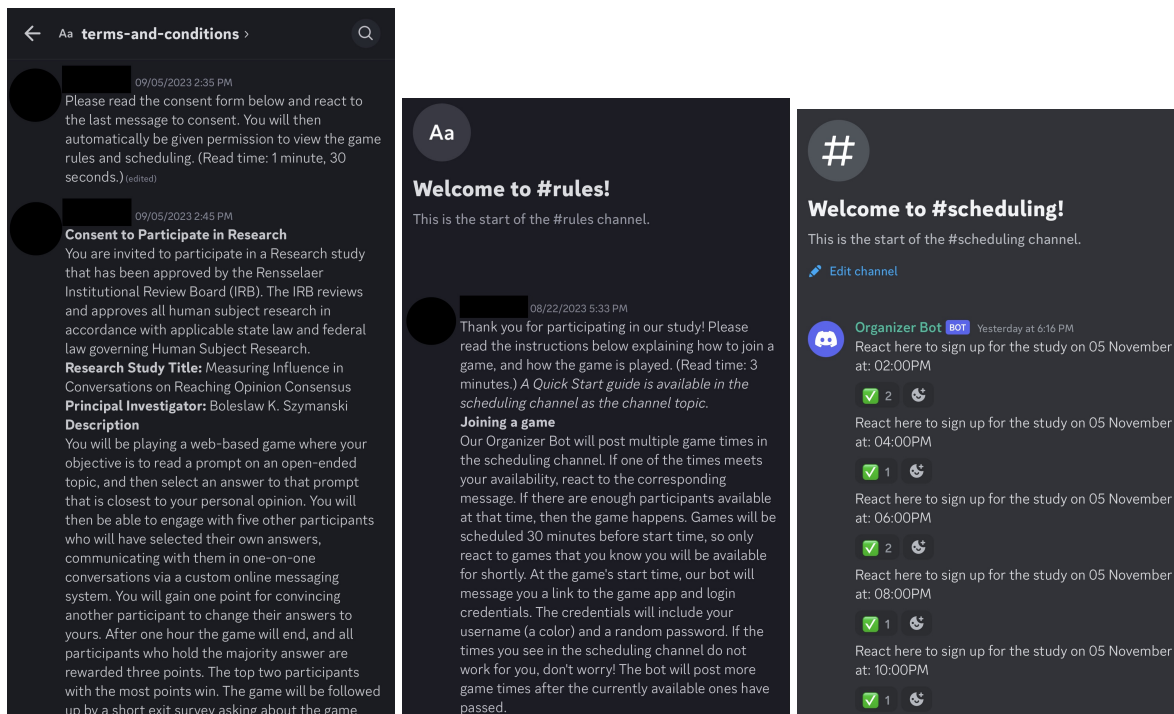


Fig. S7. Screenshots of the study’s Discord channel. These screenshots show the terms and conditions. This is the first page of the Discord that participants must see. At the end of this page, participants must indicate they consent to participating the research and are of at least 18 years of age. After this they are directed to the rules and scheduling pages. Scheduling messages were generated by our Discord bot, but all other messages were produced by a moderator; a member of our research team. The moderator’s Discord account has been censored for privacy.

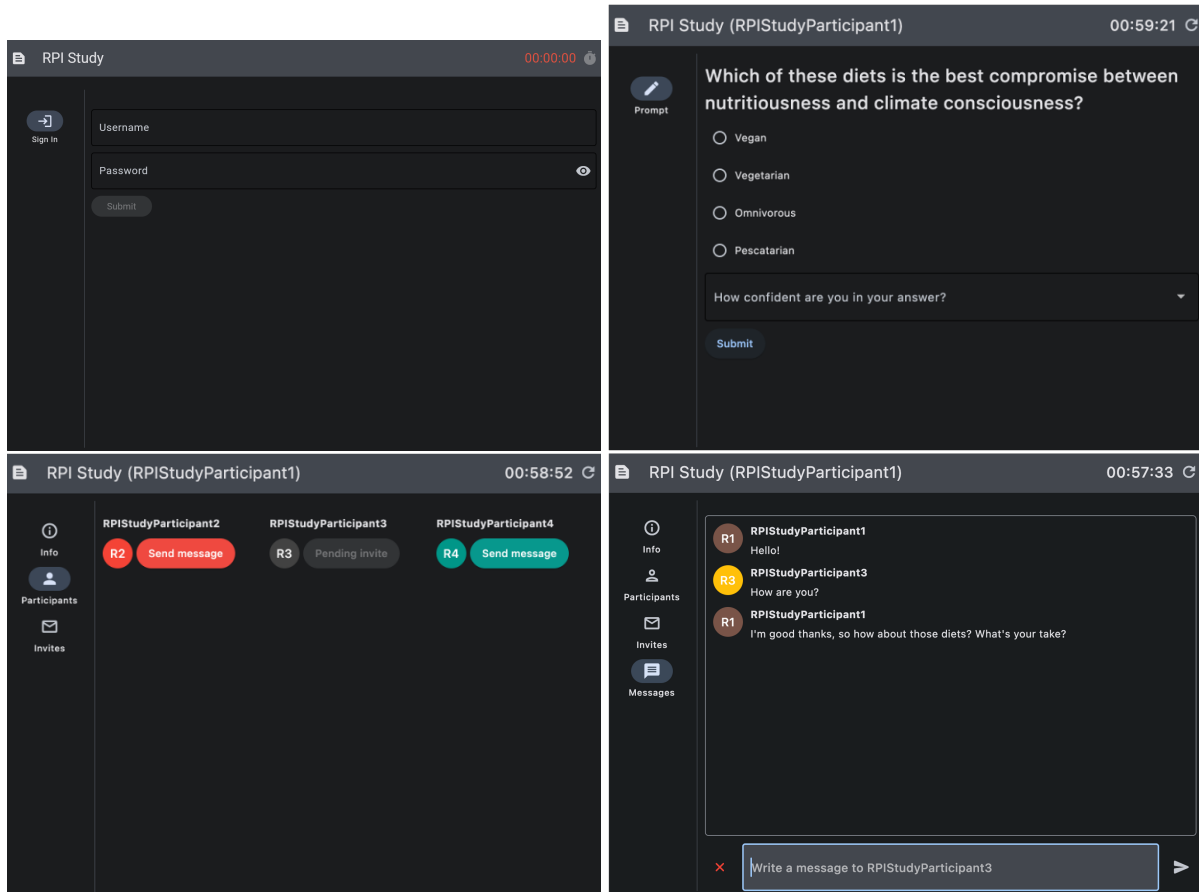


Fig. S8. Screenshots of our custom game website. These screenshots show the login screen, the prompt, the participant directory, and the messaging page. The first page shown to the participant is the login screen. Note that for all views the top right-hand corner has a timer. This is what participants used to keep track of the time left in-game. After using the credentials given to them, participants are then directed to the prompt screen. After answering the prompt, participants have access to the participant directory, where they can send invites to converse with the other participants. Once another participant accepts an invite, the two in-conversation participants gain access to the messaging page where they can send messages back and forth.

#	Bot-human example	Bot-only example
1	Hey!	Hello
2	hiya!	Hey there! So, what's your take on the best diet? Are you a vegan, vegetarian, omnivorous, or pescatarian? I'm a vegan, but I'm open to hearing your thoughts. What's your diet opinion?
3	Hows it going?	Well, Blue, I've done my research and I gotta say, pescatarianism is the way to go. It's the perfect balance between getting the nutrients you need and doing your part for the environment. Plus, let's be real, who doesn't love a good piece of salmon or some fresh shrimp?
4	pescatarian here	I get you, seafood is tasty. But, have you considered the overfishing issue? It's really messing up our oceans. Vegetarianism could be a good middle ground, don't you think?
5	pretty slow day. how about you?	Oh, come on, Blue. Overfishing is a problem, but it's not like the pescatarian diet is solely to blame. There are sustainable ways to consume seafood, and it's not like veggie burgers are saving the planet either. Plus, have you seen the impact of agriculture on the environment?
6	Oh, cool!	I see your point, Seagreen, but I still think vegetarianism is the way to go. Not only is it better for the environment, but it's also better for our health. A plant-based diet has been shown to reduce the risk of chronic diseases like heart disease, diabetes, and certain types of cancer.
7	Im actually a vegan	Blue, I understand your concerns, but I think you're missing the bigger picture. Pescatarianism is not just about personal health, it's about the overall sustainability of our food system. And let's be real, vegetarianism is not always the most sustainable option either. Have you considered the amount of resources required to produce plant-
8	But hey, were both on the same page when it comes to climate consciousness, right?	I hear you, but have you considered that vegetarianism can be quite diverse? It's not just about veggie burgers or soy. There's a whole world of grains, beans, fruits, and vegetables out there. Plus, it's easier to grow plants sustainably than to fish sustainably. What do you think?
9	yea for sure!	Sure, plants are diverse, but seafood is too! And let's not forget, fish provide essential nutrients like Omega-3s that plants just can't match. So, how about giving pescatarianism a shot, eh?

Table S6. Examples of bot-human and bot-only conversations. This table shows the first 9 messages sent between the participants of a bot-human conversation (column 2) and bot-only conversation (column 3). Messages sent from a human are colored in red. For bots, the messages are colored teal and blue to help separate the two bot participants.