

Let Your Graph Do the Talking: Encoding Structured Data for LLMs

Bryan Perozzi¹ Bahare Fatemi¹ Dustin Zelle¹ Anton Tsitsulin¹
 Mehran Kazemi¹ Rami Al-Rfou² Jonathan Halcrow¹

Abstract

How can we best encode structured data into sequential form for use in large language models (LLMs)? In this work, we introduce a parameter-efficient method to explicitly represent structured data for LLMs. Our method, Graph-Token, learns an encoding function to extend prompts with explicit structured information. Unlike other work which focuses on limited domains (*e.g.*, knowledge graph representation), our work is the first effort focused on the general encoding of structured data to be used for various reasoning tasks. We show that explicitly representing the graph structure allows significant improvements to graph reasoning tasks. Specifically, we see across the board improvements - up to 73% points - on node, edge and, graph-level tasks from the GraphQA benchmark.

1. Introduction

There has been an explosion of recent excitement around using LLMs (Vaswani et al., 2017; Devlin et al., 2018; Radford et al., 2018; Raffel et al., 2020; Brown et al., 2020; Touvron et al., 2023; Zhao et al., 2023) to represent, process, and analyze textual data. These models typically take sequential text as their input but recent work has extended inputs to spatial and temporal modalities (*e.g.*, image (Chen et al., 2022) and video (Arnab et al., 2021)).

Despite their success, current realizations of LLMs have noticeable problems – including a tendency to generate outputs which are untrue or unsupported by their prompt, commonly referred to as *hallucinations* (Wang et al., 2023a). Another intimately related issue is the problem of *freshness*, where the knowledge required to answer a query exists only after an LLM’s training date (Vu et al., 2023). One mitigation for these problems is through the enrichment of the prompt with additional factual and fresh data. As Kadavath et al. (2022) showed, when LLMs are supplied

¹Google Research ²Waymo Research.

Correspondence to: Bryan Perozzi <bperozzi@acm.org>.

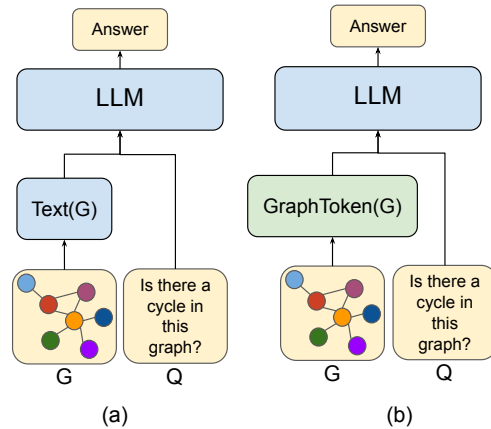


Figure 1. Graph encoding options for a frozen LLM. **a)** Fixed encoding, *e.g.*, (Fatemi et al., 2024; Wang et al., 2023b; Stechly et al., 2023), **b)** This work proposes using GraphToken, a learned graph prompt function to explicitly encode graphs in a parameter efficient way.

with new and supporting information, they are capable of adapting their parametric beliefs to effectively incorporate new evidence.

An automatic way to enrich the input context of an LLM with factual and fresh information is through Retrieval Augmented Generation (RAG) (Khandelwal et al., 2019; Guu et al., 2020). RAG works by augmenting the prompt with additional relevant, factual and fresh information. Sources for RAG might include web searches or private databases. Often this information is in the form of *structured data* – data that has complex dependencies between different, *discrete* parts of the whole. For example, private relational databases, social networks, or molecules all have relational information between their discrete data items.

Structured data is ubiquitous in the real world – it surrounds our daily lives – and understanding how to represent this data optimally for its inclusion in LLMs is a crucial research question. The predominant mode of encoding structured data for LLMs is to use various types of *hand-crafted*, text-based serialization (Guo et al., 2023; Wang et al., 2023b; Stechly et al., 2023) (See Figure 1 (a)). This approach can impose significant decoding complexity for the lan-

guage model: from any text description, the model must first correctly decode and understand the structure before it can utilize the information. Recently, [Fatemi et al. \(2024\)](#) demonstrated that pure text representations of structured data are insufficient for graph reasoning with LLMs. They show that LLMs are not able to utilize structure efficiently when posed with common reasoning tasks that are easily answered by classical graph algorithms. This highlights the need to explore better and more expressive ways of representing structured data to an LLM.

In this paper, we propose GraphToken (Figure 1 (b)), a parameter-efficient method for representing structured data for LLMs. Pre-training LLMs on text corpora closely related to the desired reasoning task can enhance performance, but it can be computationally expensive, particularly for larger models. Additionally, fine-tuning requires domain-specific data and human expertise, further increasing costs. Inspired by recent advancements in parameter-efficient fine-tuning ([Lester et al., 2021](#); [Xu et al., 2023](#)), our method, GraphToken, learns an encoding function that generates fine-tuned soft-token prompts. The soft-token prompt extends a textual prompt with explicit GraphToken encoded structural information, allowing us to train only a trivial number of GraphToken parameters when compared to the total LLM parameter budget.

Our work is the first to develop parameter-efficient encoders specifically for general reasoning tasks on structured data. We demonstrate that explicitly representing structure leads to significant improvement on the comprehensive GraphQA benchmark ([Fatemi et al., 2024](#)).

Our Contributions. We propose the following innovations:

- GraphToken, a novel parameter-efficient encoder for structured data inclusion in LLMs.
- Extensive experiments on various graph reasoning tasks showing that our method significantly improves LLM capabilities.
- Analysis demonstrating that the GraphToken encoder generalizes to both unseen tasks and graphs.

2. Background

We introduce the related work in LLMs, prompting methods, Graph Neural Networks (GNNs), graph encoders, and graph models combined with LLMs.

2.1. Large Language Models

Pre-Trained Large Language Models (LLMs): Language models ([Rosenfeld, 2000](#); [Zhao et al., 2023](#)) are probabilistic models that assign probabilities to sequences of words by breaking the probability of a sequence into the product of the probabilities of the next tokens given the

previous ones. While earlier models were mainly based on N-gram models ([Jurafsky, 2021](#)), newer models adopted neural approaches with the advent of distributed word representations ([Bengio et al., 2000](#); [Mikolov et al., 2013](#)). The increased power offered by the neural language models and the increase in model and dataset sizes has led to a new learning paradigm where large language models (LLMs) are pre-trained in an unsupervised way on massive amounts of textual data and are used as base (foundation) models ([Devlin et al., 2018](#); [Radford et al., 2019](#)). For each downstream application, the base model is fine-tuned on small amounts of task-specific data to adapt the model to the task.

Parameter-Efficient Fine-Tuning: With the rapid growth in the number of parameters for the state-of-the-art LLMs ([Achiam et al., 2023](#); [Team et al., 2023](#)) fine-tuning for each downstream task has become prohibitively expensive in both time and resources. The goal of parameter-efficient fine-tuning (PEFT) ([Xu et al., 2023](#)) is to adapt models to new tasks by updating only a small number of (possibly new) parameters. There are a few dominant PEFT approaches:

- *Adapter-based* approaches ([Houlsby et al., 2019](#); [He et al., 2021](#)) hold the LLM parameters frozen and add new trainable parameters to various parts of the model, with the main differentiating factor between different approaches being where the adapter parameters are added.
- *LoRA* and its variants ([Hu et al., 2021](#); [Edalati et al., 2022](#); [Valipour et al., 2022](#)) similarly hold the LLM parameters frozen and add new trainable parameters, however these trainable parameters are added to the frozen LLM parameters such that the fine-tuned LLM is identical in architecture to the initial LLM, but with only those added parameters update.
- *Partial fine-tuning and partial masking* approaches ([Zhao et al., 2020](#); [Zaken et al., 2021](#)) only fine-tune or mask a subset of the LLM parameters – no new parameters are introduced.
- Finally, *soft-prompt* approaches ([Li & Liang, 2021](#); [Lester et al., 2021](#)) prepend tokens with learnable parameters to the beginning of the LLM input or to the beginning of every LLM layer – like adapter-based and LoRA approaches, they hold the actual LLM parameters frozen.

Our work falls under the umbrella of soft-prompt approaches but can be extended to other PEFT approaches as well. Most relevant to our work is the work of [Levine et al. \(2022\)](#), where the input is fed into a separate trainable neural network to produce the soft-prompt. We extend this to encoding structured data input via a GNN to produce the LLM soft-prompt.

2.2. Graph Encoding with Neural Networks

The field of graph representation learning (Chami et al., 2022) seeks ways to represent structured data (*i.e.*, discrete and relation) in a continuous domain – typically for use in a downstream machine learning task. While seminal work like DeepWalk (Perozzi et al., 2014) popularized the *node embedding* problem, later work utilized GNNs to generalize and learn representations of the entire graph (*graph embeddings*). Many approaches learning graph representations (*node or graph embeddings*) have followed (Tsitsulin et al., 2018; Xie et al., 2022).

2.3. Graphs and LLMs

The confluence of graph representation learning and reasoning with LLMs is a rapidly growing field of research – like language, structured data surrounds us but, unlike LLM input, it is not sequential. Some of the first graphs in the literature are knowledge graphs as in (Agarwal et al., 2020), where the retrieval corpus of a retrieval LLM is augmented with text-encoded knowledge graphs. Ye et al. (2023) utilize instruction fine-tuned LLMs for node classification. Similarly, Chen et al. (2023b) leverage LLMs to enhance graph learning models by incorporating rich text attributes. Wang et al. (2023b) showed that language models demonstrate preliminary abilities for graph reasoning tasks. Later, Fatemi et al. (2024) proposed GraphQA – a comprehensive benchmark to systematically evaluate models for graph reasoning tasks – finding that graph reasoning tasks are currently difficult and that scaling laws do not seem to apply. Finally, while there is a growing body of work in pre-training, fine-tuning, and prompt-tuning with GNNs by themselves (Fang et al., 2023; Liu et al., 2023), the research, though conceptually similar, differs crucially from our work. GNN-based approaches lack the textual understanding capabilities that are central to the integration of LLMs with graph learning and reasoning.

3. GraphToken

When considering how to pass structured data to an LLM there are largely two families of options: (1) encoding it as lexical tokens for LLM embedding as in (Fatemi et al., 2024) or (2) encoding it directly to a continuous representation via a neural network – skipping any LLM token embedding. While representing a graph as a sequence of lexical tokens has benefits in terms of interpretability, there is often no clear choice in what order to sequentially write the structured data. We believe a text encoding of structured data prohibits rich, concise, and expressive representations. Instead, our method eschews representing a graph in text in favor of directly producing – using a GNN as an encoder – the continuous representations for the LLM input. We refer to these new graph encoder learned soft-tokens in the LLM

embedding space as “graph tokens.”

To maintain the reasoning and language capabilities of the LLM, we freeze its parameters and teach the graph encoder to align its output representations with the LLM embedding space: we learn only those parameters of the graph encoder during the training process. This reduces computational requirements significantly (graph encoder parameters constitute a trivial sum compared to the LLM). During our tests, the LLM is prompted with the output of the graph encoder and a task about the graph, for example: ‘*Does this graph contain a cycle?*’. As such, the quality of the results is purely a function of how well the graph encoder represents the answer to the task and how well the LLM interprets that output.

3.1. Architecture

An overview of the architecture is provided in Figure 2. At a high level, our model only has two components. First, the graph encoder takes a graph as input and outputs a fixed number of token embeddings. These tokens are then prepended to the sequence of initial token embeddings in the prompt for an LLM, which is then decoded to produce an answer as text.

Graph Encoder. GNN models range from simple averaging methods to complex models with multi-headed attention. Thus there are a wide variety of graph representations possible. We suspect that some of these representations are more suited to be consumed by an LLM. Therefore, we conducted a thorough study that includes several well-known graph encoder choices in Section 4.2. Our graph encoder takes the relational structure of the graph as input, using some form of graph positional encoding as node features (either learned, Laplacian, or a combination thereof) – see Section 4.2.2 for details.) Next, we apply a GNN to obtain a representation of the graph, which we read out using one of a few different techniques depending on the task.

- For **graph-level** tasks (*e.g.*, `cycle check`) we do global pooling for readout, taking the *mean* or *sum* of the representations over all of the nodes.
- For **node-level** tasks (*e.g.*, `node degree`) we separately output the representation of each node. This can be optionally concatenated with a graph-level pooling.
- For **edge-level** tasks (*e.g.*, `edge existence`), we use a global representation or the two node-level representations concatenated.

We note that the exact option for readout used (*e.g.* mean or sum pooling) is a hyper-parameter chosen during model selection. Whichever the readout technique, this representation is then projected onto the space of tokens used by the LLM with a final dense layer.

LLM. For the experiments in the paper we use PaLM 2 (Anil

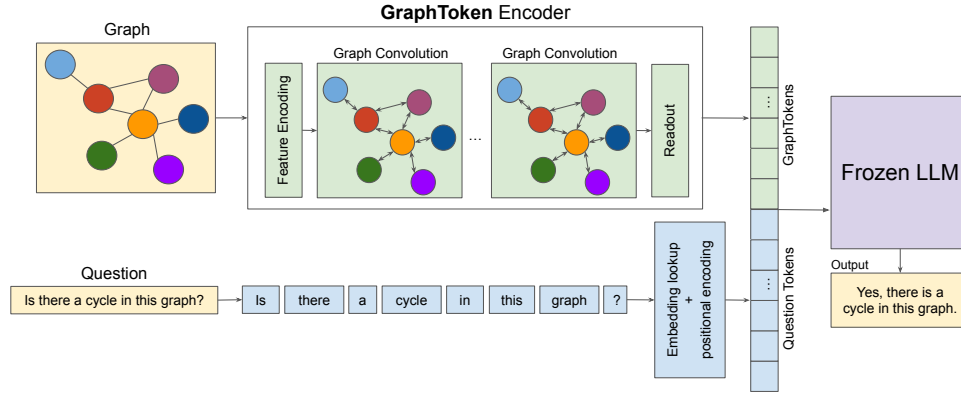


Figure 2. A visual overview of the architecture of GraphToken. The framework takes a graph and a corresponding question as input. The graph encoder takes the graph and generates graph tokens. The question is tokenized and embedded to question tokens. A frozen LLM leverages the graph and question tokens to generate an answer.

et al., 2023), however, our method generalizes to nearly any LLM in use today. For our purposes, any language model which can accept a sequence of token embeddings and produce text is acceptable, so long as it is possible to compute a gradient with respect to part of the input sequence.

3.2. Training procedure

Our training procedure is very similar to that used by soft prompting methods (Lester et al., 2021). The training input consists of triples (G, T, A) where G is a graph structure, T is a statement or question describing the task (e.g., ‘Does this graph contain a cycle?’ for `cycle check`) and A is the ground truth answer (‘Yes, there exists a cycle in this graph.’).

In the forward pass, we compute the augmented query $Q = \mathcal{E}(G) || \mathcal{T}(T)$, concatenating the GraphToken encoding of the graph $\mathcal{E}(G)$ with the initial embedding of the task textual representation, $\mathcal{T}(T)$.

We train by optimizing the final LLM perplexity (total log-likelihood), $\mathcal{L}(A | Q)$, of the expected answer A with respect to the augmented query, Q . We minimize this loss, back-propagating the gradient of \mathcal{L} with respect to $\mathcal{E}(G)$ to the parameters of the GraphToken encoder – keeping all LLM parameters frozen. We use the Lion optimizer (Chen et al., 2023a) with a learning rate $\alpha = 0.05$.

4. Experiments

In this section, we summarize the key experiments conducted with GraphToken. We begin by highlighting some of the most exciting results from our analysis here:

- **R1:** GraphToken demonstrates superior performance compared to established baselines across a comprehensive range of graph reasoning tasks, including graph-

level, node-level, and edge-level tasks.

- **R2:** The performance of different graph convolution architectures varies across tasks. This highlights the importance of carefully choosing the right architecture for the specific graph reasoning problem at hand.
- **R3:** By intentionally breaking equivariance, we enhance GraphToken’s graph reasoning capabilities.

Datasets. We conduct our experiments on the graph reasoning tasks proposed in GraphQA (Fatemi et al., 2024). This dataset presents multiple graph reasoning problems with different difficulty levels. These tasks can be categorized as follows.

- **Graph-level.** `node count` (counting the number of nodes in a graph), `edge count` (counting the number of edges in a graph), `cycle check` (determining whether a graph contains a cycle), and `triangle counting` (counting the number of triangles in a graph).
- **Node-level.** `node degree` (calculating the degree of a given node in a graph), and `connected nodes` (finding all the nodes that are connected to a given node in a graph),
- **Edge-level.** `reachability` (finding if there is a path from one node to another), `edge existence` (whether a given edge exists in a graph, and `shortest path` (finding the length of the shortest path from one node to another).

Setting. We implemented GraphToken in TensorFlow (Abadi et al., 2015) using the TF-GNN library (Ferludin et al., 2023). The LLM used in our experiments is the instruction-fine-tuned Flan (Chung et al., 2022) checkpoint of PaLM 2 S (Anil et al., 2023). Experiments were carried out on Google TPUv3 and TPUv5e (Jouppi et al., 2017).

Table 1. Results comparing GraphToken against prompt engineering and soft prompting on graph reasoning tasks using the GraphQA_{Test} benchmark (Fatemi et al., 2024), by simple accuracy. We see that GraphToken substantially improves LLM performance on all graph, node, and edge-level tasks. The first best result for each task is highlighted in bold and the second best result is highlighted with an underline.

Method	Graph Tasks				Node Tasks		Edge Tasks		
	Node count	Edge count	Cycle check	Triangle counting	Node degree	Connected nodes	Reachability	Edge existence	Shortest path
ZERO-SHOT	0.217	0.124	0.760	0.015	0.140	0.147	<u>0.849</u>	0.445	0.115
ZERO-COT	0.146	0.094	0.323	0.127	0.104	0.088	<u>0.735</u>	0.335	0.336
FEW-SHOT	0.253	0.120	0.374	0.030	0.174	0.124	0.794	0.368	0.227
COT	0.276	<u>0.128</u>	0.580	0.081	0.292	0.131	0.452	0.428	0.386
COT-BAG	<u>0.269</u>	0.125	0.521	0.081	<u>0.280</u>	<u>0.158</u>	0.452	0.373	0.404
SOFT-PROMPT	0.056	0.018	<u>0.832</u>	<u>0.162</u>	0.098	0.068	0.838	<u>0.544</u>	<u>0.462</u>
GraphToken	0.996	0.426	0.956	0.348	0.962	0.264	0.932	0.738	0.638

Model selection was performed by evaluating performance on GraphQA_{Train}

4.1. Experiment 1: GraphToken Performance

In this experiment, we rigorously evaluate the performance of GraphToken against the following comprehensive set of established baselines:

- ZERO-SHOT. In this approach, the model is given a task description and immediately asked to produce the desired output. No additional examples or demonstrations are provided.
- FEW-SHOT. This approach provides the model with a few examples of the task and their desired outputs (Brown et al., 2020). Unlike traditional training, these examples are included directly in the prompt, allowing the model to learn and adapt during the inference.
- COT. Chain-of-thought (CoT) prompting (Wei et al., 2022) provides examples each showing step-by-step reasoning, teaching the LLM to generate its own thought processes for tackling new tasks.
- ZERO-COT. Zero-shot CoT (Kojima et al., 2022) builds upon Chain-of-Thought (CoT) prompting by eliminating the need for training examples. The LLM generates its own step-by-step reasoning process using a simple trigger phrase like “Let’s think step by step”.
- COT-BAG. BAG prompting (Wang et al., 2023b) extends COT to improve the performance of LLMs on graph-related tasks by appending “Let’s construct a graph with the nodes and edges first” to the prompt.
- SOFT-PROMPT. This approach uses the standard soft prompt tuning of Lester et al. (2021). It optimizes a global *static* prompt which is shared across problem instances to improve task performance. Unlike our proposed method, it does not have access to the graph information, making the results of this approach equivalent to that of a majority classifier.

Results. The results of this experiment, summarized in Table 1, demonstrate that GraphToken significantly outperforms existing methods on all graph, node, and edge-level tasks. While SOFT-PROMPT achieves the second best score on some tasks, this is mainly due to its ability to predict majority labels. For example, 82% of the questions in *cycle check* are about existent cycles. Similarly, 54% of the questions are about non-existent edges in *edge existence*.

4.2. Experiment 2: Encoder Design

From the results in Table 1, we can see that graph encoders can significantly improve a LLM’s capability on graph reasoning tasks. However the choice of graph encoders has a significant effect on task performance. Here we study how different architecture choices affect the quality of the graph representation for a language model’s use, including the choices of the graph convolution, the features available to the network, and the hyper-parameters.

4.2.1. CHOICE: GRAPH CONVOLUTION

This experiment investigates the impact of graph convolution choice on the performance of GraphToken. We evaluate the following diverse set of encoders:

- **Graph Convolutional Network (GCN):** One of the earliest GNNs, this model does mean pooling of neighbor features, followed by a non-linear transformation. (Kipf & Welling, 2017)
- **Message Passing Neural Network (MPNN):** A generalization of the GCN, this model allows for more flexible aggregation of neighbor features, and has additional nonlinear feature transformations possible. (Gilmer et al., 2017)
- **Graph Isomorphism Network (GIN):** A GNN designed specifically to maximize the expressiveness of the model, with respect to a classic graph isomorphism test. (Xu et al., 2018)
- **Multi-Head Attention (Graph Transformer):** This GNN adapts transformer style attention, allowing it to

Table 2. Study of individual graph encoder performance on GraphQA_{Test} tasks. Note that there is ‘no free lunch’ here – no single encoder examined dominates across all tasks.

Method	Graph Tasks				Node Tasks		Edge Tasks			
	Node count	Edge count	Cycle check	Triangle counting	Node degree	Connected nodes	Reachability	Edge existence	Shortest path	
Non-linear	GCN	0.746	0.056	0.964	0.208	0.264	0.264	0.918	0.68	0.604
	GIN	0.704	0.052	0.898	0.194	0.252	0.18	0.902	0.65	0.586
	MPNN	0.792	<u>0.368</u>	0.956	0.348	0.962	<u>0.25</u>	0.934	0.648	0.638
	HGT	0.252	0.084	0.934	0.234	0.266	0.184	0.944	<u>0.718</u>	0.6
	MHA	<u>0.912</u>	0.264	<u>0.962</u>	<u>0.266</u>	<u>0.552</u>	0.244	0.932	0.738	<u>0.608</u>
Linear	Node Set	0.996	0.080	0.948	0.198	0.19	0.118	<u>0.942</u>	0.596	0.568
	Edge Set	0.618	0.426	0.964	0.228	0.22	0.096	0.904	0.592	0.568

learn different ways of passing messages (based on the attention mask). (Dwivedi & Bresson, 2021)

- **Heterogeneous Graph Transformer (HGT):** Another adoption of transformer style attention (we note that it can be applied to non-heterogeneous graphs as well). (Hu et al., 2020)
- **Linear Aggregation** In addition to the popular encoders from the literature, we also evaluated a family of models which use linear aggregation of features, as this has been shown to work surprisingly well on a number of tasks (Bojchevski et al., 2020).
 - **Node Set:** This model simply pools all the node features in the graph together.
 - **Edge Set:** This model simply pools all the edge features together (edge features are defined as the concatenation of its two nodes’ features).

Setting: The experimental setup is similar to the experiment in Section 4.1. Again, GraphQA_{Train} performance was used for model selection, and we report the corresponding model’s results on GraphQA_{Test}.

Result: Table 2 shows the results for each model on GraphQA_{Test}. In general, we see that there is no one model that consistently dominates across graph encoding tasks. Instead, we see that different graph encoder architectures have strengths and weaknesses advantages.

There is one notable pattern however, is that the simple linear GNN models perform quite strongly at their respective counting tasks (i.e. NodeSet does well at node count, EdgeSet does well at edge count). However models with non-linear effects are still capable on these tasks (e.g., MHA does well at node count, and MPNN does well on edge count).

4.2.2. CHOICE: GNN FEATURES

Recently, positional node encodings (Wang et al., 2022; Dwivedi et al., 2023; Lim et al., 2023) were proposed to enhance the expressivity of GNNs. On the other hand, in molecular modeling it has been shown recently that non-equivariant encoders can match or exceed quality of equivariant ones (Wang et al., 2023c). This raises a more general

question: do GNNs need to be equivariant in order to generalize, especially with extremely powerful decoders, such as LLMs?

We investigate this question by testing the graph reasoning capability of GraphToken with three distinct node featurization settings:

- **LPE:** Laplacian positional encodings using the normalized Laplacian matrix, as in (Dwivedi et al., 2023).
- **IDX:** unique identity encoding designed to break the GNN equivariance.
- **LPE+IDX:** a concatenation of the above two strategies.

Setting. The experimental setup is similar to 4.2. Node features of dimensionality $d = 4$ are evaluated for LPE and IDX featurization. Models using LPE+IDX contains node features of size $d = 8$.

Result. The outcome of this experiment are show in Figure 3, where we see the difference of all models from the SOFTPROMPT baseline (Lester et al., 2021) when evaluated on GraphQA_{Test}. The core result is that learned positional embeddings (Fig. 3b) generally outperform Laplacian position embeddings (Fig 3a) for most encoders and most tasks. These results show that breaking equivariance surprisingly adds additional capabilities for graph reasoning when powerful decoders are present. Some additional observations include:

- **Counting Tasks.** Learned features seem to provide essential lift for basic counting tasks (node count, edge count, and node degree) in many encoders.
- **Combination.** In some very interesting cases of task and encoder, the combination of both types of features greatly improved model performance (Fig. 3c). For example, GCN and NodeSet significantly improved at the node count task.
- **Linear models.** NodeSet (an encoder which does not use the graph edges) generally benefited from spectral features as they added previously unseen information about the graph structure.

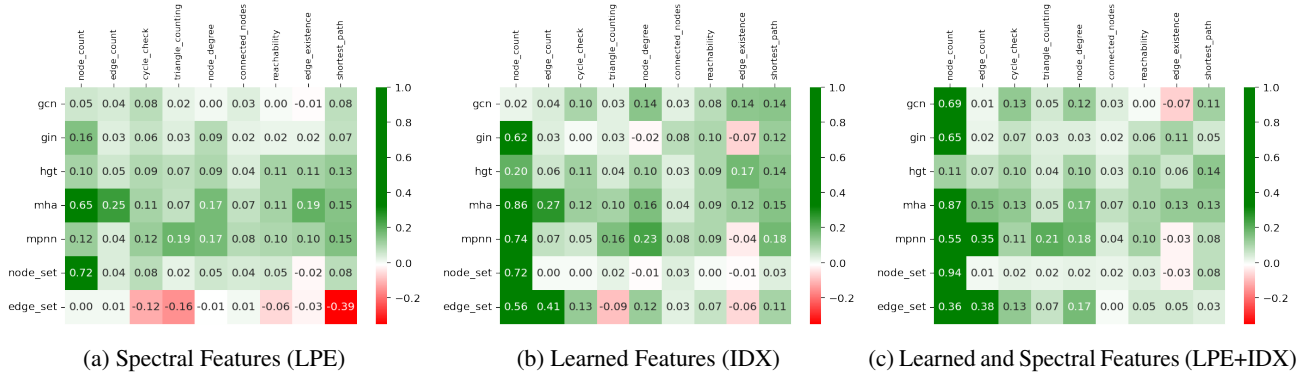


Figure 3. Effect of varying node features used in the graph encoder. Results shown are performance difference from the SOFT PROMPT baseline on GraphQA_{Test}. We see that breaking equivariance via learned features (Fig. 3b) generally improve the model performance, but the combination of learned and spectral features (Fig. 3c) proves uniquely powerful for some encoders.

Table 3. Total number of parameters in the graph encoder.

	Body	Head
GCN	17,152	1.1×10^7
GIN	17,152	1.1×10^7
MPNN	83,968	1.1×10^7
HGT	198,788	1.1×10^7
MHA	101,376	1.1×10^7
Node Set	0	4.1×10^5
Edge Set	0	7.4×10^5

4.2.3. PARAMETER USAGE IN GRAPHTOKEN

Setting: We consider the graph convolution evaluation from Section 4.2.1, using LPE features with dimensionality $d = 4$. The graph encoders have a latent space of size 128. We then project this into a prompt embedding with approximately 80,000 parameters in GraphToken.

Results: Table 3 shows the number of parameters used in the graph encoder. Here ‘body’ refers to the number of parameters in the graph encoder itself, and ‘Head’ refers to the parameters in the transformation layer to the higher-dimensional LLM token space.

Its also insightful to consider the number of parameters used in each of the models. Table 3 specifies total number of parameters used by each GNN architecture. We note that this size is dominated by the total number of parameters in the projection layer to the token space (roughly 11 million). Out of all non-linear architectures, attention-based ones (MHA and HGT) add the most encoder-based parameters. In general, the size of our graph encoder models varies from 17k to 199k parameters. This is *significantly smaller* than typical LLMs, which currently often contain tens or hundreds of billions of parameters. For example, the open-source Llama2 language model scales from 7 billion to 70 billion param-

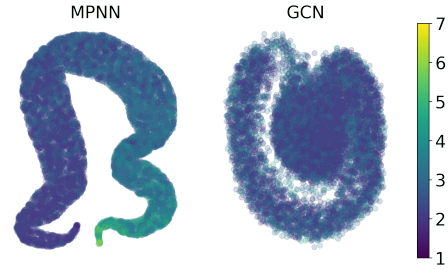


Figure 4. UMAP (McInnes et al., 2018) projection of GraphToken embeddings produced by two different encoders, colored by the diameter of a graph. We plot all 8-node graphs.

eters (Touvron et al., 2023). Meanwhile the closed source PaLM 1 model contains 540 billion parameters (Chowdhery et al., 2022). In light of this, we can see that GraphToken is highly parameter-efficient, and significantly improves the graph reasoning capability of a LLM while barely adding any parameters at all.

5. Discussion

So far we have examined the performance benefits of GraphToken, and the design choices necessary when building a graph encoder. However several questions remain: (1) What exactly are the encoders doing, and (2) does it generalize? In this section we seek to provide some insight (if not answers) to these questions, and lay the foundations for future work.

5.1. Graph Encoder Analysis

This section studies the properties learned by GraphToken’s graph encoders by directly examining the representations they produce. We study both the in-distribution and out-of-distribution properties of these encoders. We consider

Table 4. Predicting **bipartiteness** using graph encoders trained for different tasks, measured on all graphs with 8 nodes. Observe that graph encoders trained on `cycle check` and `triangle counting` generalize well to bipartiteness detection.

Method	Graph Tasks				Node Tasks		Edge Tasks			
	Node count	Edge count	Cycle check	Triangle counting	Node degree	Connected nodes	Reachability	Edge existence	Shortest path	
Non-linear	GCN	53.82	53.28	55.46	50.00	50.00	54.64	50.00	48.48	51.60
	GIN	51.09	53.27	52.74	51.91	53.26	53.57	51.36	52.17	52.18
	MPNN	68.01	71.34	56.82	76.82	60.13	60.95	61.77	62.58	54.37
	HGT	50.00	54.35	68.53	95.03	50.27	59.81	68.85	74.58	50.00
	MHA	50.27	66.39	87.00	72.14	58.74	66.38	51.63	54.12	64.45
Linear	Node Set	56.55	57.38	56.30	55.74	56.29	56.28	55.73	57.93	56.56
	Edge Set	50.82	50.82	50.82	50.55	50.54	50.54	50.82	50.82	50.54

9 tasks in total: total number of edges; maximum node degree; graph diameter; number of triangles; average local clustering coefficient; largest core number; average shortest path length; testing planarity; testing bipartiteness.

One benefit of studying graphs is data availability: for small-enough graphs, we can generate all possible graphs *exhaustively* using `geng` (McKay et al., 1981). The evaluation goes as follows: First, we train an encoder on a task from GraphQA (e.g. `cycle check`). Then, to evaluate the cross-task generalizability of the different encoders we train a kNN classifier (or regressor) with $k = 5$ on the representations of (i) an exhaustive set of connected graphs with 8 nodes (called `graph8c` in Balcilar et al. (2021)) and (ii) an exhaustive set of tree graphs with 15 nodes. We note that because we are generating a large set of graphs (e.g. there are 11117 graphs of size 8) and only trained on GraphQA_{Train} (1000 instances), the vast majority of the graphs we are using here are unseen. As an illustration, a UMAP (McInnes et al., 2018) visualization of the embeddings for all 8 node graphs using two GNN encoders is presented in Figure 4.

Results. Since we present a lot of experiments and it’s hard to cover them all, we focus here on the task of predicting whether a graph is bipartite and outsource the rest to the Appendix. From the basic graph theory we know that, if there is a triangle or an odd cycle in a graph, it can not be bipartite. Therefore, we expect `triangle counting` and `cycle check` training objectives to perform well on this task. In Table 4 we can see that this is precisely what happens, with attention-based methods taking the lead. This is an interesting example of *generalization* from the graph encoders to a new task.

Overall, there is a significant performance gap between different graph encoders, MPNN and attention-based ones being generally the best. We observe significant correlations in performance of in-distribution learning – for instance, GraphToken trained on `edge count` performs the best on `edge count` prediction. What is interesting is that `node count` performs comparably here. This suggests that graph encoders learn some universal features that are applicable to many different downstream tasks.

5.2. Future Work

This work opens up an exciting new avenue of exploration for reasoning with structured data and LLMs. Some potential avenues that we consider particularly exciting include:

- This work just considers existing convolutions and measures their effectiveness. An obvious and essential next step is designing graph convolutions that best support LLMs in various graph reasoning tasks.
- Evaluating the usefulness of this approach for factual grounding. Can we improve the ability of an LLM to answer questions about the data using prompting over knowledge graphs? Could an LLM answer novel questions about a molecule given a GNN-produced representation of it?
- GraphToken improves performance with broken equivariance. Can this result inform other problems with very strong decoder models?
- This work examines how a GNN can be used to enhance LLMs, but what about the reverse? Can we use an LLM to interrogate a GNN to better explain its results or provide higher quality answers?

6. Conclusions

In this work we have studied the structured data encoding problem for LLMs. Our novel method, GraphToken, learns a graph embedding function through the gradients provided by a *frozen* LLM. GraphToken is especially well suited for projecting structured data into latent ‘prompt space’. It is a parameter-efficient method as it requires only training the graph encoder and does not update LLM parameters. Our extensive experimental analysis across 9 graph reasoning tasks shows that GraphToken greatly improves graph reasoning in LLMs – we observe up to a 73% improvement on the GraphQA benchmark.

There is still much to do! We believe that our approach is fundamental for adapting new structured data sources to LLMs (which are expensive and time consuming to train), and presents a very attractive way of improving fundamental problems in LLMs, including *hallucinations*, *factuality*, and *freshness*.

Acknowledgements

We thank Oleksandr Ferludin, Johannes Gasteiger, Silvio Lattanzi, Vahab Mirrokni and Jan Pfeifer for discussions about the work.

References

- Abadi, M., Agarwal, A., Barham, P., Brevdo, E., Chen, Z., Citro, C., Corrado, G. S., Davis, A., Dean, J., Devin, M., Ghemawat, S., Goodfellow, I., Harp, A., Irving, G., Isard, M., Jia, Y., Jozefowicz, R., Kaiser, L., Kudlur, M., Levenberg, J., Mané, D., Monga, R., Moore, S., Murray, D., Olah, C., Schuster, M., Shlens, J., Steiner, B., Sutskever, I., Talwar, K., Tucker, P., Vanhoucke, V., Vasudevan, V., Viégas, F., Vinyals, O., Warden, P., Wattenberg, M., Wicke, M., Yu, Y., and Zheng, X. TensorFlow: Large-scale machine learning on heterogeneous systems, 2015. URL <https://www.tensorflow.org/>. Software available from tensorflow.org. Cited on page 4.
- Achiam, J., Adler, S., Agarwal, S., Ahmad, L., Akkaya, I., Aleman, F. L., Almeida, D., Altenschmidt, J., Altman, S., Anadkat, S., et al. Gpt-4 technical report. *arXiv preprint arXiv:2303.08774*, 2023. Cited on page 2.
- Agarwal, O., Ge, H., Shakeri, S., and Al-Rfou, R. Knowledge graph based synthetic corpus generation for knowledge-enhanced language model pre-training. *arXiv preprint arXiv:2010.12688*, 2020. Cited on page 3.
- Anil, R., Dai, A. M., Firat, O., Johnson, M., Lepikhin, D., Passos, A., Shakeri, S., Taropa, E., Bailey, P., Chen, Z., et al. Palm 2 technical report. *arXiv preprint arXiv:2305.10403*, 2023. Cited on pages 3 and 4.
- Arnab, A., Dehghani, M., Heigold, G., Sun, C., Lučić, M., and Schmid, C. Vivit: A video vision transformer. In *ICCV*, 2021. Cited on page 1.
- Balcilar, M., Héroux, P., Gauzere, B., Vasseur, P., Adam, S., and Honeine, P. Breaking the limits of message passing graph neural networks. In *ICML*, 2021. Cited on page 8.
- Battaglia, P. W., Hamrick, J. B., Bapst, V., Sanchez-Gonzalez, A., Zambaldi, V., Malinowski, M., Tacchetti, A., Raposo, D., Santoro, A., Faulkner, R., Gulcehre, C., Song, F., Ballard, A., Gilmer, J., Dahl, G., Vaswani, A., Allen, K., Nash, C., Langston, V., Dyer, C., Heess, N., Wierstra, D., Kohli, P., Botvinick, M., Vinyals, O., Li, Y., and Pascanu, R. Relational inductive biases, deep learning, and graph networks, 2018. Cited on page 13.
- Bengio, Y., Ducharme, R., and Vincent, P. A neural probabilistic language model. *NIPS*, 2000. Cited on page 2.
- Bojchevski, A., Gasteiger, J., Perozzi, B., Kapoor, A., Blais, M., Rózemerczki, B., Lukasik, M., and Günnemann, S. Scaling graph neural networks with approximate pagerank. In *KDD*, 2020. Cited on page 6.
- Brown, T., Mann, B., Ryder, N., Subbiah, M., Kaplan, J. D., Dhariwal, P., Neelakantan, A., Shyam, P., Sastry, G., Askell, A., et al. Language models are few-shot learners. *NeurIPS*, 2020. Cited on pages 1 and 5.
- Chami, I., Abu-El-Haija, S., Perozzi, B., Re, C., and Murphy, K. Machine learning on graphs: A model and comprehensive taxonomy. *JMLR*, 2022. Cited on page 3.
- Chen, X., Wang, X., Changpinyo, S., Piergiovanni, A., Padlewski, P., Salz, D., Goodman, S., Grycner, A., Mustafa, B., Beyer, L., et al. PaLI: A jointly-scaled multilingual language-image model. In *ICLR*, 2022. Cited on page 1.
- Chen, X., Liang, C., Huang, D., Real, E., Wang, K., Liu, Y., Pham, H., Dong, X., Luong, T., Hsieh, C.-J., et al. Symbolic discovery of optimization algorithms. *arXiv preprint arXiv:2302.06675*, 2023a. Cited on page 4.
- Chen, Z., Mao, H., Li, H., Jin, W., Wen, H., Wei, X., Wang, S., Yin, D., Fan, W., Liu, H., et al. Exploring the potential of large language models (llms) in learning on graphs. *arXiv preprint 2307.03393*, 2023b. Cited on page 3.
- Chowdhery, A., Narang, S., Devlin, J., Bosma, M., Mishra, G., Roberts, A., Barham, P., Chung, H. W., Sutton, C., Gehrmann, S., Schuh, P., Shi, K., Tsvyashchenko, S., Maynez, J., Rao, A., Barnes, P., Tay, Y., Shazeer, N., Prabhakaran, V., Reif, E., Du, N., Hutchinson, B., Pope, R., Bradbury, J., Austin, J., Isard, M., Gur-Ari, G., Yin, P., Duke, T., Levskaya, A., Ghemawat, S., Dev, S., Michalewski, H., Garcia, X., Misra, V., Robinson, K., Fedus, L., Zhou, D., Ippolito, D., Luan, D., Lim, H., Zoph, B., Spiridonov, A., Sepassi, R., Dohan, D., Agrawal, S., Omernick, M., Dai, A. M., Pillai, T. S., Pellat, M., Lewkowycz, A., Moreira, E., Child, R., Polozov, O., Lee, K., Zhou, Z., Wang, X., Saeta, B., Diaz, M., Firat, O., Catasta, M., Wei, J., Meier-Hellstern, K., Eck, D., Dean, J., Petrov, S., and Fiedel, N. Palm: Scaling language modeling with pathways, 2022. Cited on page 7.
- Chung, H. W., Hou, L., Longpre, S., Zoph, B., Tay, Y., Fedus, W., Li, E., Wang, X., Dehghani, M., Brahma, S., et al. Scaling instruction-finetuned language models. *arXiv preprint arXiv:2210.11416*, 2022. Cited on page 4.
- Devlin, J., Chang, M.-W., Lee, K., and Toutanova, K. Bert: Pre-training of deep bidirectional transformers for language understanding. *arXiv preprint arXiv:1810.04805*, 2018. Cited on pages 1 and 2.

- Dwivedi, V. P. and Bresson, X. A generalization of transformer networks to graphs, 2021. Cited on pages 6 and 13.
- Dwivedi, V. P., Joshi, C. K., Luu, A. T., Laurent, T., Bengio, Y., and Bresson, X. Benchmarking graph neural networks. *JMLR*, 24(43):1–48, 2023. Cited on page 6.
- Edalati, A., Tahaei, M., Kobzyev, I., Nia, V. P., Clark, J. J., and Rezagholizadeh, M. Krona: Parameter efficient tuning with kronecker adapter. *arXiv preprint arXiv:2212.10650*, 2022. Cited on page 2.
- Fang, T., Zhang, Y., Yang, Y., Wang, C., and Chen, L. Universal prompt tuning for graph neural networks, 2023. Cited on page 3.
- Fatemi, B., Halcrow, J., and Perozzi, B. Talk like a graph: Encoding graphs for large language models. In *ICLR*, 2024. Cited on pages 1, 2, 3, 4, and 5.
- Ferludin, O., Eigenwillig, A., Blais, M., Zelle, D., Pfeifer, J., Sanchez-Gonzalez, A., Li, W. L. S., Abu-El-Haija, S., Battaglia, P., Bulut, N., Halcrow, J., de Almeida, F. M. G., Gonnet, P., Jiang, L., Kothari, P., Lattanzi, S., Linhares, A., Mayer, B., Mirrokni, V., Palowitch, J., Paradkar, M., She, J., Tsitsulin, A., Vilella, K., Wang, L., Wong, D., and Perozzi, B. TF-GNN: Graph neural networks in tensorflow, 2023. Cited on pages 4 and 13.
- Gilmer, J., Schoenholz, S. S., Riley, P. F., Vinyals, O., and Dahl, G. E. Neural message passing for quantum chemistry, 2017. Cited on page 5.
- Guo, J., Du, L., and Liu, H. Gpt4graph: Can large language models understand graph structured data? an empirical evaluation and benchmarking. *arXiv preprint arXiv:2305.15066*, 2023. Cited on page 1.
- Guu, K., Lee, K., Tung, Z., Pasupat, P., and Chang, M. Retrieval augmented language model pre-training. In *ICML*, 2020. Cited on page 1.
- He, R., Liu, L., Ye, H., Tan, Q., Ding, B., Cheng, L., Low, J.-W., Bing, L., and Si, L. On the effectiveness of adapter-based tuning for pretrained language model adaptation. *arXiv preprint arXiv:2106.03164*, 2021. Cited on page 2.
- Houlsby, N., Giurghi, A., Jastrzebski, S., Morrone, B., De Laroussilhe, Q., Gesmundo, A., Attariyan, M., and Gelly, S. Parameter-efficient transfer learning for nlp. In *ICML*, 2019. Cited on page 2.
- Hu, E. J., Shen, Y., Wallis, P., Allen-Zhu, Z., Li, Y., Wang, S., Wang, L., and Chen, W. Lora: Low-rank adaptation of large language models. *arXiv preprint arXiv:2106.09685*, 2021. Cited on page 2.
- Hu, Z., Dong, Y., Wang, K., and Sun, Y. Heterogeneous graph transformer, 2020. Cited on page 6.
- Jouppi, N. P., Young, C., Patil, N., Patterson, D., Agrawal, G., Bajwa, R., Bates, S., Bhatia, S., Boden, N., Borchers, A., Boyle, R., Cantin, P.-I., Chao, C., Clark, C., Coriell, J., Daley, M., Dau, M., Dean, J., Gelb, B., Ghaemmaghami, T. V., Gottipati, R., Gulland, W., Hagmann, R., Ho, C. R., Hogberg, D., Hu, J., Hundt, R., Hurt, D., Ibarz, J., Jaffey, A., Jaworski, A., Kaplan, A., Khaitan, H., Killebrew, D., Koch, A., Kumar, N., Lacy, S., Laudon, J., Law, J., Le, D., Leary, C., Liu, Z., Lucke, K., Lundin, A., MacKean, G., Maggiore, A., Mahony, M., Miller, K., Nagarajan, R., Narayanaswami, R., Ni, R., Nix, K., Norrie, T., Omernick, M., Penukonda, N., Phelps, A., Ross, J., Ross, M., Salek, A., Samadiani, E., Severn, C., Sizikov, G., Snellham, M., Souter, J., Steinberg, D., Swing, A., Tan, M., Thorson, G., Tian, B., Toma, H., Tuttle, E., Vasudevan, V., Walter, R., Wang, W., Wilcox, E., and Yoon, D. H. In-datascenter performance analysis of a tensor processing unit. *SIGARCH Comput. Archit. News*, 2017. Cited on page 4.
- Jurafsky, Dan; Martin, J. H. N-gram language models. In *Speech and Language Processing (3rd ed.)*. 2021. Cited on page 2.
- Kadavath, S., Conerly, T., Askell, A., Henighan, T., Drain, D., Perez, E., Schiefer, N., Hatfield-Dodds, Z., DasSarma, N., Tran-Johnson, E., et al. Language models (mostly) know what they know. *arXiv preprint arXiv:2207.05221*, 2022. Cited on page 1.
- Khandelwal, U., Levy, O., Jurafsky, D., Zettlemoyer, L., and Lewis, M. Generalization through memorization: Nearest neighbor language models. *arXiv preprint arXiv:1911.00172*, 2019. Cited on page 1.
- Kipf, T. N. and Welling, M. Semi-supervised classification with graph convolutional networks, 2017. Cited on page 5.
- Kojima, T., Gu, S. S., Reid, M., Matsuo, Y., and Iwasawa, Y. Large language models are zero-shot reasoners. *NeurIPS*, 35:22199–22213, 2022. Cited on page 5.
- Lester, B., Al-Rfou, R., and Constant, N. The power of scale for parameter-efficient prompt tuning, 2021. Cited on pages 2, 4, 5, and 6.
- Levine, Y., Dalmedigos, I., Ram, O., Zeldes, Y., Janina, D., Muhlgay, D., Osin, Y., Lieber, O., Lenz, B., Shalev-Shwartz, S., Shashua, A., Leyton-Brown, K., and Shoham, Y. Standing on the shoulders of giant frozen language models, 2022. Cited on page 2.

- Li, X. L. and Liang, P. Prefix-tuning: Optimizing continuous prompts for generation. *arXiv preprint arXiv:2101.00190*, 2021. Cited on page 2.
- Lim, D., Robinson, J., Zhao, L., Smidt, T., Sra, S., Maron, H., and Jegelka, S. Sign and basis invariant networks for spectral graph representation learning. In *ICLR, 2023*. Cited on page 6.
- Liu, Z., Yu, X., Fang, Y., and Zhang, X. Graphprompt: Unifying pre-training and downstream tasks for graph neural networks. In *Proceedings of the ACM Web Conference 2023, 2023*. Cited on page 3.
- McInnes, L., Healy, J., and Melville, J. Umap: Uniform manifold approximation and projection for dimension reduction. *arXiv preprint arXiv:1802.03426*, 2018. Cited on pages 7 and 8.
- McKay, B. D. et al. Practical graph isomorphism. 1981. Cited on page 8.
- Mikolov, T., Chen, K., Corrado, G., and Dean, J. Efficient estimation of word representations in vector space. *arXiv preprint arXiv:1301.3781*, 2013. Cited on page 2.
- Perozzi, B., Al-Rfou, R., and Skiena, S. Deepwalk: online learning of social representations. In *KDD, 2014*. Cited on page 3.
- Radford, A., Narasimhan, K., Salimans, T., Sutskever, I., et al. Improving language understanding by generative pre-training. 2018. Cited on page 1.
- Radford, A., Wu, J., Child, R., Luan, D., Amodei, D., Sutskever, I., et al. Language models are unsupervised multitask learners. *OpenAI blog*, 1(8):9, 2019. Cited on page 2.
- Raffel, C., Shazeer, N., Roberts, A., Lee, K., Narang, S., Matena, M., Zhou, Y., Li, W., and Liu, P. J. Exploring the limits of transfer learning with a unified text-to-text transformer. *The Journal of Machine Learning Research*, 21(1):5485–5551, 2020. Cited on page 1.
- Rosenfeld, R. Two decades of statistical language modeling: Where do we go from here? *Proceedings of the IEEE*, 88(8):1270–1278, 2000. Cited on page 2.
- Stechly, K., Marquez, M., and Kambhampati, S. Gpt-4 doesn't know it's wrong: An analysis of iterative prompting for reasoning problems. *arXiv preprint arXiv:2310.12397*, 2023. Cited on page 1.
- Team, G., Anil, R., Borgeaud, S., Wu, Y., Alayrac, J.-B., Yu, J., Soricut, R., Schalkwyk, J., Dai, A. M., Hauth, A., et al. Gemini: a family of highly capable multimodal models. *arXiv preprint arXiv:2312.11805*, 2023. Cited on page 2.
- Touvron, H., Martin, L., Stone, K., Albert, P., Almahairi, A., Babaei, Y., Bashlykov, N., Batra, S., Bhargava, P., Bhosale, S., et al. Llama 2: Open foundation and fine-tuned chat models. *arXiv preprint arXiv:2307.09288*, 2023. Cited on pages 1 and 7.
- Tsitsulin, A., Mottin, D., Karras, P., Bronstein, A., and Müller, E. Sgr: Self-supervised spectral graph representation learning. *arXiv preprint arXiv:1811.06237*, 2018. Cited on page 3.
- Valipour, M., Rezagholizadeh, M., Kobzyev, I., and Ghodsi, A. Dylora: Parameter efficient tuning of pre-trained models using dynamic search-free low-rank adaptation. *arXiv preprint arXiv:2210.07558*, 2022. Cited on page 2.
- Vaswani, A., Shazeer, N., Parmar, N., Uszkoreit, J., Jones, L., Gomez, A. N., Kaiser, Ł., and Polosukhin, I. Attention is all you need. *NeurIPS*, 30, 2017. Cited on page 1.
- Vu, T., Iyyer, M., Wang, X., Constant, N., Wei, J., Wei, J., Tar, C., Sung, Y.-H., Zhou, D., Le, Q., and Luong, T. Freshllms: Refreshing large language models with search engine augmentation, 2023. Cited on page 1.
- Wang, C., Liu, X., Yue, Y., Tang, X., Zhang, T., Jiayang, C., Yao, Y., Gao, W., Hu, X., Qi, Z., Wang, Y., Yang, L., Wang, J., Xie, X., Zhang, Z., and Zhang, Y. Survey on factuality in large language models: Knowledge, retrieval and domain-specificity, 2023a. Cited on page 1.
- Wang, H., Yin, H., Zhang, M., and Li, P. Equivariant and stable positional encoding for more powerful graph neural networks. In *ICLR, 2022*. Cited on page 6.
- Wang, H., Feng, S., He, T., Tan, Z., Han, X., and Tsvetkov, Y. Can language models solve graph problems in natural language? In *NeurIPS, 2023b*. Cited on pages 1, 3, and 5.
- Wang, Y., Elhag, A. A., Jaitly, N., Susskind, J. M., and Bautista, M. A. Generating molecular conformer fields. *arXiv preprint arXiv:2311.17932*, 2023c. Cited on page 6.
- Wei, J., Wang, X., Schuurmans, D., Bosma, M., Xia, F., Chi, E., Le, Q. V., Zhou, D., et al. Chain-of-thought prompting elicits reasoning in large language models. *NeurIPS*, 2022. Cited on page 5.
- Xie, Y., Xu, Z., Zhang, J., Wang, Z., and Ji, S. Self-supervised learning of graph neural networks: A unified review. *IEEE TPAMI*, 2022. Cited on page 3.
- Xu, K., Hu, W., Leskovec, J., and Jegelka, S. How powerful are graph neural networks? *arXiv preprint arXiv:1810.00826*, 2018. Cited on page 5.

- Xu, L., Xie, H., Qin, S.-Z. J., Tao, X., and Wang, F. L. Parameter-efficient fine-tuning methods for pretrained language models: A critical review and assessment. *arXiv preprint arXiv:2312.12148*, 2023. Cited on page 2.
- Ye, R., Zhang, C., Wang, R., Xu, S., and Zhang, Y. Natural language is all a graph needs. *arXiv preprint arXiv:2308.07134*, 2023. Cited on page 3.
- Zaken, E. B., Ravfogel, S., and Goldberg, Y. Bitfit: Simple parameter-efficient fine-tuning for transformer-based masked language-models. *arXiv preprint arXiv:2106.10199*, 2021. Cited on page 2.
- Zhao, M., Lin, T., Mi, F., Jaggi, M., and Schütze, H. Masking as an efficient alternative to finetuning for pretrained language models. *arXiv preprint arXiv:2004.12406*, 2020. Cited on page 2.
- Zhao, W. X., Zhou, K., Li, J., Tang, T., Wang, X., Hou, Y., Min, Y., Zhang, B., Zhang, J., Dong, Z., et al. A survey of large language models. *arXiv preprint arXiv:2303.18223*, 2023. Cited on pages 1 and 2.

A. Appendix

A.1. Graph Encoders

Notation. We briefly describe the notation we will use. The graph $G = (V, E)$ contains the set of V nodes and E edges. While we will only discuss simple graphs, everything discussed can be extended to heterogeneous graphs w.l.o.g. (Battaglia et al., 2018; Ferludin et al., 2023).

Using the notation of Ferludin et al. (2023), a GNN has two primary operations. First, a next state function (NEXTSTATE) which computes the hidden state \mathbf{h}_v of a node (or edge, $\mathbf{m}_{(u,v)}$) given information from its neighbors and its previous state, and an aggregation function (EDGEPOOL) which pools information for a node’s immediate neighborhood into a fixed size representation. More formally, we can say that the next state of a node is:

$$\mathbf{h}_v^{(i+1)} = \text{NEXTSTATE}_V^{(i+1)}(\mathbf{h}_v^{(i)}, \overline{\mathbf{m}}_v^{(i+1)}).$$

Then the pooled messages $\overline{\mathbf{m}}_v^{(i+1)}$ are defined as follows:

$$\begin{aligned} \mathbf{m}_{(u,v)}^{(i+1)} &= \text{NEXTSTATE}_E^{(i+1)}(\mathbf{h}_u^{(i)}, \mathbf{h}_v^{(i)}, \mathbf{m}_{(u,v)}^{(i)}), \\ \overline{\mathbf{m}}_v^{(i+1)} &= \text{EDGEPOOL}^{(i+1)}(\mathbf{h}_v^{(i)}, \{\mathbf{m}_{(u,v)}^{(i+1)} \mid u \in \mathcal{N}(v)\}). \end{aligned}$$

Different realizations of the NEXTSTATE and EDGEPOOL functions can implement a wide variety of GNN operations. This can include powerful models which use Transformer style attention instead of the provided graph edges (Dwivedi & Bresson, 2021).

The architecture of NodeSet and EdgeSet is shown in Figure 5. Other GNN models have graph convolutions before node/edge states are read out.

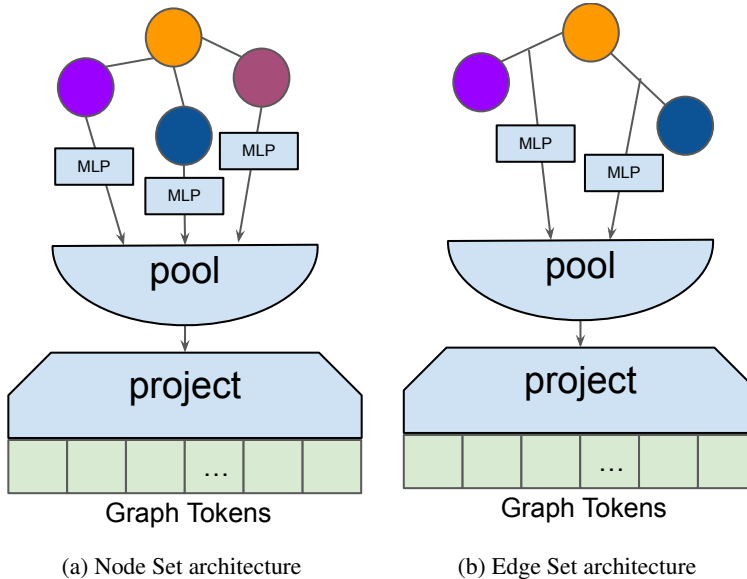


Figure 5. Figurative illustrations of set-based GNN architectures employed in the paper. We pool representations from either nodes or edges, transform them via an MLP with shared weights, pool, and project to the GraphToken space.

A.2. Additional experiments

We present additional results for graph encoder analysis. Tables 5–15 present additional results on more graph properties, as well as experiments on tree-structured graphs of size 15. In general, complete graph populations demonstrate significantly better performance than trees – we can attribute that to the fact that GraphToken was trained on diverse sets of data, and trees are somewhat out-of-distribution. Nevertheless, for all considered cases the best overall encoder model achieved better results than naïve set encodings.

Let Your Graph Do the Talking: Encoding Structured Data for LLMs

Table 5. Average local clustering coefficient MSE measured on all connected graphs with 8 nodes. We highlight the best performance per training task in columns.

Method	Graph Tasks				Node Tasks		Edge Tasks			
	Node count	Edge count	Cycle check	Triangle counting	Node degree	Connected nodes	Reachability	Edge existence	Shortest path	
Non-linear	GCN	1.62	1.67	2.12	4.49	4.49	1.73	4.49	16.57	3.75
	GIN	2.18	2.29	2.45	2.60	2.44	2.31	3.73	2.88	3.37
	MPNN	1.03	0.95	1.38	0.81	1.50	1.34	1.68	1.87	1.47
	HGT	2.63	2.25	2.08	1.23	2.49	2.17	1.90	1.62	2.52
	MHA	2.69	1.01	1.23	0.96	1.56	1.25	2.08	1.59	1.29
Linear	Node Set	2.59	2.56	2.59	2.59	2.58	2.60	2.58	2.58	2.56
	Edge Set	2.22	2.22	2.22	2.22	2.24	2.23	2.22	2.22	2.23

Table 6. Degree accuracy on all connected graphs with 8 nodes. We highlight the best performance per training task in columns.

Method	Graph Tasks				Node Tasks		Edge Tasks			
	Node count	Edge count	Cycle check	Triangle counting	Node degree	Connected nodes	Reachability	Edge existence	Shortest path	
Non-linear	GCN	57.46	56.65	52.46	40.09	40.09	57.42	40.09	15.73	40.26
	GIN	56.86	56.30	54.55	48.75	55.59	57.56	40.14	50.81	44.83
	MPNN	69.45	69.60	67.19	71.84	64.56	67.62	61.37	58.66	63.18
	HGT	55.20	55.70	56.54	60.17	56.62	57.65	58.02	59.06	55.46
	MHA	54.86	64.33	62.86	65.63	61.67	63.22	56.98	61.60	63.97
Linear	Node Set	54.66	54.91	54.98	55.06	54.78	54.64	54.50	54.94	54.72
	Edge Set	63.48	63.37	63.07	63.55	63.08	63.37	63.47	63.06	63.44

Table 7. Diameter Accuracy on all connected graphs with 8 nodes. We highlight the best performance per training task in columns.

Method	Graph Tasks				Node Tasks		Edge Tasks			
	Node count	Edge count	Cycle check	Triangle counting	Node degree	Connected nodes	Reachability	Edge existence	Shortest path	
Non-linear	GCN	66.86	67.81	66.70	37.37	37.37	68.91	37.37	52.13	55.13
	GIN	66.06	64.87	63.97	61.09	64.98	66.43	37.80	60.65	54.82
	MPNN	76.92	76.86	73.63	78.33	74.78	77.18	74.42	69.56	76.23
	HGT	63.97	65.24	66.88	70.45	65.30	68.45	69.64	68.97	66.04
	MHA	63.76	74.17	76.00	74.03	73.50	74.71	68.45	69.32	72.95
Linear	Node Set	67.28	67.24	67.01	66.97	66.81	67.19	67.09	66.87	66.79
	Edge Set	66.99	66.51	66.63	66.83	66.65	67.02	66.60	66.93	66.90

Table 8. k-Core Accuracy on all connected graphs with 8 nodes. We highlight the best performance per training task in columns.

Method	Graph Tasks				Node Tasks		Edge Tasks			
	Node count	Edge count	Cycle check	Triangle counting	Node degree	Connected nodes	Reachability	Edge existence	Shortest path	
Non-linear	GCN	69.49	69.15	66.61	58.33	58.33	69.16	58.33	25.18	61.55
	GIN	68.03	65.98	64.85	62.67	66.74	67.84	58.84	63.34	59.08
	MPNN	87.42	87.54	81.81	88.63	80.30	83.48	80.08	71.01	82.05
	HGT	63.92	65.29	67.00	70.01	65.44	67.32	68.35	70.08	65.13
	MHA	64.30	80.80	73.49	80.81	76.98	78.83	69.43	74.21	75.92
Linear	Node Set	68.23	68.74	68.50	68.71	68.07	67.99	68.85	68.17	68.70
	Edge Set	66.30	65.78	65.58	66.15	65.76	65.91	65.94	65.77	65.71

Table 9. #edges Accuracy on all connected graphs with 8 nodes. We highlight the best performance per training task in columns.

Method	Graph Tasks				Node Tasks		Edge Tasks			
	Node count	Edge count	Cycle check	Triangle counting	Node degree	Connected nodes	Reachability	Edge existence	Shortest path	
Non-linear	GCN	38.91	39.19	35.94	11.60	11.60	40.24	11.60	2.19	14.58
	GIN	38.13	37.33	36.57	31.66	37.74	38.34	11.88	31.45	25.92
	MPNN	86.58	86.72	53.15	84.56	52.12	66.01	50.70	41.96	59.95
	HGT	35.63	37.45	38.23	40.39	37.14	37.80	39.68	39.74	36.86
	MHA	35.85	55.32	45.04	53.52	47.89	49.44	39.69	42.84	46.17
Linear	Node Set	40.06	40.14	39.40	40.15	39.97	39.72	39.88	39.79	39.89
	Edge Set	37.93	38.11	38.05	37.92	38.05	37.67	37.64	37.82	37.91

Let Your Graph Do the Talking: Encoding Structured Data for LLMs

Table 10. Planarity AUC on all connected graphs with 8 nodes. We highlight the best performance per training task in columns.

Method	Graph Tasks				Node Tasks		Edge Tasks			
	Node count	Edge count	Cycle check	Triangle counting	Node degree	Connected nodes	Reachability	Edge existence	Shortest path	
Non-linear	GCN	74.18	73.76	72.61	50.00	50.00	74.74	50.00	50.00	49.44
	GIN	77.35	73.00	72.06	69.37	74.86	75.85	50.73	68.97	61.58
	MPNN	86.14	86.52	84.16	86.64	83.74	85.17	84.32	77.84	85.55
	HGT	69.24	71.41	71.02	74.07	71.47	72.20	72.20	73.59	71.55
	MHA	69.96	80.87	78.35	80.46	81.53	81.21	74.98	78.29	80.58
Linear	Node Set	78.41	78.76	78.86	78.82	78.18	78.54	78.72	78.76	78.78
	Edge Set	72.17	71.64	72.06	72.20	71.93	72.11	72.01	72.27	72.01

Table 11. Shortest path MSE on all connected graphs with 8 nodes. We highlight the best performance per training task in columns.

Method	Graph Tasks				Node Tasks		Edge Tasks			
	Node count	Edge count	Cycle check	Triangle counting	Node degree	Connected nodes	Reachability	Edge existence	Shortest path	
Non-linear	GCN	2.27	2.24	2.31	6.07	6.07	2.06	6.07	11.09	3.75
	GIN	2.57	2.77	2.83	2.93	2.52	2.54	4.84	3.09	3.61
	MPNN	0.29	0.29	0.76	0.31	0.71	0.49	0.75	1.58	0.51
	HGT	3.03	2.64	2.27	1.60	2.60	2.14	1.80	1.95	2.81
	MHA	3.04	0.71	0.95	0.78	1.01	0.74	1.74	1.55	1.05
Linear	Node Set	2.35	2.35	2.35	2.36	2.36	2.35	2.34	2.36	2.34
	Edge Set	2.99	2.99	2.99	2.99	2.97	2.97	2.99	2.99	2.99

Table 12. # of triangles MSE on all connected graphs with 8 nodes. We highlight the best performance per training task in columns.

Method	Graph Tasks				Node Tasks		Edge Tasks			
	Node count	Edge count	Cycle check	Triangle counting	Node degree	Connected nodes	Reachability	Edge existence	Shortest path	
Non-linear	GCN	132.94	129.03	164.53	316.07	316.07	127.17	316.07	690.03	293.53
	GIN	152.13	168.35	182.95	201.64	169.71	156.16	251.23	200.45	251.65
	MPNN	8.33	7.51	32.08	4.56	51.90	27.18	51.04	124.89	41.73
	HGT	191.14	170.71	165.88	126.92	172.84	160.29	156.10	136.22	175.45
	MHA	197.36	30.27	96.56	27.10	59.58	52.42	138.48	80.22	60.72
Linear	Node Set	167.81	168.72	167.33	167.40	167.90	167.96	168.57	169.38	166.13
	Edge Set	181.44	181.21	181.18	181.32	180.86	179.44	181.08	181.68	181.40

Table 13. Degree Accuracy on all trees with 15 nodes. We highlight the best performance per training task in columns.

Method	Graph Tasks				Node Tasks		Edge Tasks			
	Node count	Edge count	Cycle check	Triangle counting	Node degree	Connected nodes	Reachability	Edge existence	Shortest path	
Non-linear	GCN	53.57	55.15	55.24	25.91	25.91	54.86	25.91	11.08	36.51
	GIN	60.35	58.79	56.36	55.11	59.88	68.04	42.01	66.72	55.25
	MPNN	79.37	78.36	59.18	72.35	62.38	65.90	57.37	57.33	58.45
	HGT	54.88	55.33	55.34	58.65	54.33	58.84	57.27	57.43	55.34
	MHA	59.17	61.61	60.38	57.18	54.99	61.00	52.29	58.56	53.95
Linear	Node Set	65.64	66.32	65.93	66.10	66.13	65.95	66.28	66.22	65.82
	Edge Set	69.59	69.87	69.44	69.40	69.86	69.56	69.32	69.55	69.66

Table 14. Diameter Accuracy on all trees with 15 nodes. We highlight the best performance per training task in columns.

Method	Graph Tasks				Node Tasks		Edge Tasks			
	Node count	Edge count	Cycle check	Triangle counting	Node degree	Connected nodes	Reachability	Edge existence	Shortest path	
Non-linear	GCN	50.77	50.36	49.54	25.97	25.97	50.01	25.97	6.77	26.64
	GIN	58.29	54.44	52.24	49.41	51.47	59.62	24.11	58.77	46.27
	MPNN	54.24	54.68	54.97	59.29	67.65	63.80	54.13	52.05	59.48
	HGT	57.15	54.88	54.90	57.58	57.05	65.22	54.51	58.70	53.07
	MHA	53.95	56.63	60.41	54.62	53.39	56.07	52.85	55.17	51.70
Linear	Node Set	61.89	62.68	62.74	62.36	61.99	61.93	62.34	62.49	62.40
	Edge Set	56.57	56.19	56.27	56.83	56.25	56.53	56.31	56.72	56.84

Table 15. Shortest path MSE on all trees with 15 nodes. We highlight the best performance per training task in columns.

Method	Graph Tasks				Node Tasks		Edge Tasks			
	Node count	Edge count	Cycle check	Triangle counting	Node degree	Connected nodes	Reachability	Edge existence	Shortest path	
Non-linear	GCN	12.95	12.31	12.62	26.17	12.22	26.17	49.78	21.71	
	GIN	9.57	10.69	11.32	11.88	11.03	8.37	19.35	9.76	
	MPNN	4.19	4.54	9.82	4.92	6.87	6.10	11.06	12.10	11.01
	HGT	10.57	10.96	11.65	9.09	12.56	8.17	10.76	9.26	10.98
MHA	10.49	9.88	9.51	11.22	12.75	10.52	13.31	10.09	12.78	
Linear	Node Set	10.20	10.05	10.13	10.11	10.17	10.21	10.07	10.18	10.03
	Edge Set	9.92	9.87	9.92	9.93	9.88	9.88	10.01	9.91	9.87