

CIC: A framework for Culturally-aware Image Captioning

Youngsik Yun¹ and Jihie Kim^{2*}

¹ Department of Computer Science and Artificial Intelligence, Dongguk University

² Division of AI Software Convergence, Dongguk University

yys3606@dgu.ac.kr, jihie.kim@dgu.edu

Abstract

Image Captioning generates descriptive sentences from images using Vision-Language Pre-trained models (VLPs) such as BLIP, which has improved greatly. However, current methods lack the generation of detailed descriptive captions for the cultural elements depicted in the images, such as the traditional clothing worn by people from Asian cultural groups. In this paper, we propose a new framework, **Culturally-aware Image Captioning (CIC)**, that generates captions and describes cultural elements extracted from cultural visual elements in images representing cultures. Inspired by methods combining visual modality and Large Language Models (LLMs) through appropriate prompts, our framework (1) generates questions based on cultural categories from images, (2) extracts cultural visual elements from Visual Question Answering (VQA) using generated questions, and (3) generates culturally-aware captions using LLMs with the prompts. Our human evaluation conducted on 45 participants from 4 different cultural groups with a high understanding of the corresponding culture shows that our proposed framework generates more culturally descriptive captions when compared to the image captioning baseline based on VLPs. Resources can be found at <https://shane3606.github.io/cic>.

1 Introduction

AI applications are for everyone. With the growing utilization of AI systems and applications in the real world, it has become increasingly important to develop applications that ensure fairness. It is important to ensure that the AI applications do not present discriminatory behaviors toward specific groups or populations [Mehrabi *et al.*, 2021]. Culture distinguishes certain groups and represents the way of life of people in the collective group [Hershovich *et al.*, 2022]. Therefore, As AI applications advance, taking appropriate consideration of the cultures of various groups is crucial [Yin *et al.*, 2023; Li and Zhang, 2023].

*indicates corresponding authors.

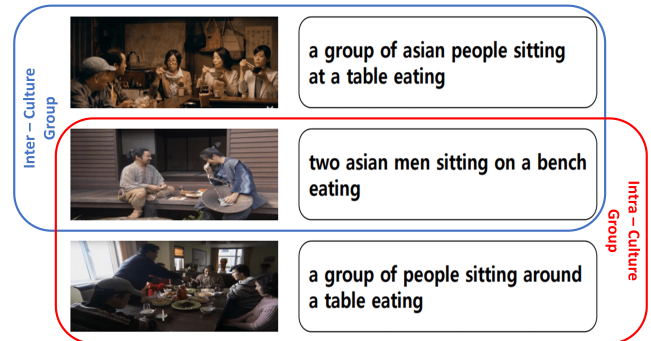


Figure 1: Comparison of generated captions from VLPs between the same culture group and different culture groups. In the blue box, although both images belong to the Japanese cultural group, traditional Japanese clothing (i.e., kimono) is not described in the below image. In the red box are images from different cultural groups, but it is difficult to distinguish the group through the generated captions.

To date, many Vision-Language Pre-trained models (VLPs) demonstrate outstanding performance across various vision-language tasks [Wang *et al.*, 2022b; Yu *et al.*, 2022; Li *et al.*, 2023]. Despite the remarkable performance in image captioning through VLPs, the captions generated neglect to consider the cultural elements of different groups, such as the traditional clothing of the Asian people and cultural food for special occasions, etc. Most of these issues stem from their large-scale image-text pair training datasets, which are not necessarily collected with consideration for cultural diversity. Moreover, annotators, in general, may not pay attention to the cultural elements' details [Wang *et al.*, 2020]. Researchers have primarily used evaluation metrics [Papineni *et al.*, 2002; Vedantam *et al.*, 2015] to estimate how closely generated captions resembling the annotations in the dataset, such as COCO [Lin *et al.*, 2014] and Flickr30K [Plummer *et al.*, 2015]. However, these evaluation metrics pose a challenge in generating captions that describe cultural elements of cultural groups. as shown in Figure 1.

In this paper, we introduce a framework that describes the cultural elements of given culture groups from images called **Cultural Image Captioning (CIC)**. CIC framework focuses on generating captions that include cultural visual elements perceived as cultural elements. Our goal is to generate cultur-

ally aware image captions about various cultural groups.

Our research question is, how can we extract cultural visual elements from existing image captioning models to generate culturally aware captions? One approach involves representatives from each cultural group collecting images and writing annotations to create benchmark datasets for cultural image captioning. However, recruiting representatives from each group demands a significant amount of human resources, and variations in the cultural understanding among representatives lead to diverse human bias. So, collecting benchmark datasets from various culture groups to train the model can be unrealistic.

Similar challenges are observed in the Visual Question Answering (VQA) regarding human annotations [Banerjee *et al.*, 2020; Changpinyo *et al.*, 2022]. To address these aforementioned issues, zero-shot VQA approaches relying on Large Language Models (LLMs) have been proposed, given the demonstrated excellence of LLMs in zero-shot QA task [Yang *et al.*, 2022; Guo *et al.*, 2022]. The fundamental idea of these approaches is to integrate the visual modality into LLMs that typically handle only the language modality. [Guo *et al.*, 2022] generates captions for candidate answer regions and, based on these, creates question-answer prompts to serve visual information for zero-shot VQA to the LLMs.

Inspired by this zero-shot VQA approach, our framework involves (1) generating cultural questions based on cultural categories, (2) extracting cultural visual elements from VQA using generated questions, and (3) generating culturally-aware captions using LLMs with the prompts. As images may not contain cultural elements for all cultural categories, our framework proposes a method to extract representing cultural categories in images to prevent hallucinations in LLM. We construct a prompt for LLM to generate culturally-aware captions based on VQA results.

To evaluate our results, we recruited participants with a high cultural understanding for each of the four cultural groups defined in the GD-VCR [Yin *et al.*, 2021] dataset: West, South Asia, Africa, and East Asia. Participants rated captions based on the quality of cultural descriptions among those generated by the baseline models and our framework for 10 randomly sampled images. The 450 responses from 45 participants demonstrate that our framework can generate higher-quality cultural descriptions than the baselines. Our contributions are as follows:

1. Introducing cultural awareness image captioning that depicts cultural visual elements by reflecting on the cultural categories of the images.
2. Generating cultural questions for conducting Visual Question Answering (VQA), obtaining cultural visual elements, and transferring it to a Language Model (LLM) to generate culturally aware captions.
3. Human evaluations by representatives from various cultural regions, our framework was deemed to generate captions that best describe images in a cultural context.

2 Related Work

2.1 Cultural Bias

Previously, various methods have been proposed to address the cultural bias in AI applications [Wang *et al.*, 2022a; Mandal *et al.*, 2021; Yin *et al.*, 2022]. The Dollar Street [Rojas *et al.*, 2022] dataset consists of indoor images collected from Western and non-Western countries based on socioeconomic features such as household items and monthly income. [Yin *et al.*, 2023] utilized it as a benchmark dataset for a geo-diverse classification task. GD-VCR [Yin *et al.*, 2021] and MaRVL [Liu *et al.*, 2021] datasets are developed to mitigate cultural bias in reasoning tasks. WIT [Srinivasan *et al.*, 2021] aims to address cultural bias in text-image retrieval from geo-diverse Wikipedia images. So far, no Image Captioning benchmark dataset has been presented that considers regional diversity.

Other work has introduced VLPs trained on geo-diverse knowledge [Yin *et al.*, 2023]. However, they evaluated performance in common image captioning without considering cultural features. To our knowledge, our framework is the first method to consider the cultural elements of geo-diverse images in generating Culturally-aware Image Captioning.

2.2 Vision-Language Pre-trained Models (VLPs) for Image Captioning

VLPs [Wang *et al.*, 2022b; Yu *et al.*, 2022; Li *et al.*, 2023] have been proposed to address various Vision-Language multi-modal tasks. VLPs obtain Vision-Language representations from raw image-text pair data and have demonstrated high performance when applied to diverse V-L downstream tasks [Long *et al.*, 2022]. Among these tasks, image captioning is evaluated using benchmark datasets such as COCO [Lin *et al.*, 2014], Flickr30 [Plummer *et al.*, 2015], and Conceptual Captions [Sharma *et al.*, 2018]. However, these datasets are mostly based on Western-centric images, and their annotations consist of general words that do not consider cultural factors. Furthermore, the use of evaluation metrics like BLEU [Papineni *et al.*, 2002], CIDEr [Vedantam *et al.*, 2015], and SPICE [Anderson *et al.*, 2016], which assess how similar generated captions are to annotations. So, generating culturally-aware image captions with existing image captioning using VLPs is difficult.

2.3 LLM for Zero-shot VQA Tasks

The importance of the zero-shot VQA task has been emphasized to address the difficulty in generating VQA data [Banerjee *et al.*, 2020; Changpinyo *et al.*, 2022; Yuan, 2021]. Recently, as Large Language Models (LLMs) have demonstrated high performance with zero data, zero-shot VQA tasks have relied on leverage LLMs [Yang *et al.*, 2022; Guo *et al.*, 2022]. In aforementioned studies, methods have been suggested to incorporate visual information into LLMs that originally handled natural language modalities only. For instance, [Guo *et al.*, 2022] generates multiple Question-Answer samples from captions generated for areas related to the question and uses them as prompts. Inspired by the approach of [Guo *et al.*, 2022], we generate cultural questions

and create Culturally-aware Image Captions using cultural visual information obtained from VLPs through questions.

3 Method

Our overall framework is depicted in Figure 2. In this section, We present the generation of cultural questions (Section 3.1), VQA for extracting cultural visual information (Section 3.2), and Prompt design for cultural captions generation (Section 3.3).

3.1 Generate Cultural Question

Based on the definitions of culture in [Liu *et al.*, 2021] and [Halpern, 1955], five categories are used to extract cultural elements from images: architecture, clothing, dance and music, food and drink, and religion. Following the process in [Zhu *et al.*, 2023], we created questions set $Q = \{q_j\}_{j=1, \dots, U}$, where U is the total number of questions to get the cultural elements based on cultural categories. We generated five questions per image in GD-VCR [Yin *et al.*, 2021], and U is 1,645. The objective of using cultural questions is to extract cultural visual elements from the image. So, we first filtered out questions that were not associated with cultural categories or images (e.g., “What is the overall mood or atmosphere conveyed by the portrait?”). Q' is the questions set after filtering:

$$Q' = \{q_j^c\}_{j=1, \dots, u, u \leq U}$$

where $c \in \{\text{Architecture, Clothing, Food \& Drink, Dance \& Music, Religion}\}$ is cultural categories; u is the total number of questions after filtering.

Subsequently, Q' contains similar cultural questions for each cultural category. Similar questions may produce equal VQA results, so clustering similar questions using Sentence-Transformer [Reimers and Gurevych, 2019]. Table 1 shows the results of removing irrelevant questions and questions clustering. We cluster questions based on 90% similarity and set each cluster to have at least 8 questions. Multiple groups can be created for each category, and each group did not contain questions related to different cultural elements (i.e., question groups for architecture did not include questions related to other categories). The definition of a group is below:

$$G_{i \dots N}^{c'} = \{q^c | q^c \in Q', c = c'\}$$

where $c' \in \{\text{Architecture, Clothing, Food \& Drink, Dance \& Music, Religion}\}$ is cultural categories; N is number of the cluster.

Lastly, we calculated the precision based on cultural elements and cultural groups for each cultural category from the VQA results of BLIP2 using the questions of each cluster for the final questions. For example, when the question “What is the architectural style of the building in this image?” is asked in the image of the African cultural group, the answer “kenya style” is set to TP, and the answer “modern” is set to FP. We determined cultural elements based on Culture Commonsense Knowledge (CCSK) [Nguyen *et al.*, 2023]. We present the questions with the highest precision values for each category in Figure 2. We put precision results for each cluster’s questions in the appendix.

category	# Question	# Cluster
Architecture	123	7
Clothing	203	9
Food & Drink	225	4
Dance & Music	351	6
Religion	152	5
total	1,054	31

Table 1: Results of the number of questions and the number of clusters by category

3.2 Extracting Culture Elements from Cultural Visual Question Answering (VQA)

We extracted cultural visual elements from images through BLIP2’s Visual Question Answering (VQA) using cultural questions generated in the previous section. However, cultural visual elements for the five cultural categories rarely appears in actual images at once. Therefore, when the VQA results for all cultural questions previously created are delivered to the Large Language Model (LLM), a hallucination problem may arise where the LLM may generate captions describing cultural elements not present in the images. To address this, if words related to cultural categories are generated in the caption, we assume that cultural elements is present in the image. To extract words related to cultural categories, we construct instructions for ChatGPT¹, which has demonstrated excellent performance in zero-shot reasoning: “Please extract the words related to Architecture, People, Food & Drink, Dance & Music, and Religion from Caption. Caption: [caption]”. We extract words related to ‘People’ for clothing to inquire about people’s clothes. Then, we perform VQA based on the word categories extracted from LLM to obtain cultural visual information. In Figure 2, within the caption “Two Asian men sitting on a bench eating.”, ‘bench,’ ‘Asian men,’ and ‘eating’ are extracted as words related to Architecture, Clothing, and Food & Drink, respectively. The VQA results are obtained with questions related to these cultural categories.

3.3 Prompt Design

We construct a prompt for LLM to generate captions by concatenating the instruction, caption prompt, and VQA results. The instruction text is “I will give you the VQA results. Please change the caption based on the VQA results. Do not simply attach the VQA results to the caption when you change the caption. Use all the VQA results. I.e., Don’t skip any information.” The Instruction prompt directs LLM to generate the culturally-aware image caption based on the caption prompt and VQA results. For LLM to generate captions with one sentence, the phrase “Do not simply attach the VQA results” was added to the instruction. Additionally, to prevent cases where LLM arbitrarily does not reflect the results of VQA, the phrase “Use all the VQA results” was added. The caption prompt is “Caption: [caption]” and provides LLM with information about the interactions between objects in the image. The VQA prompt is constructed by re-

¹<https://openai.com/blog/chatgpt>

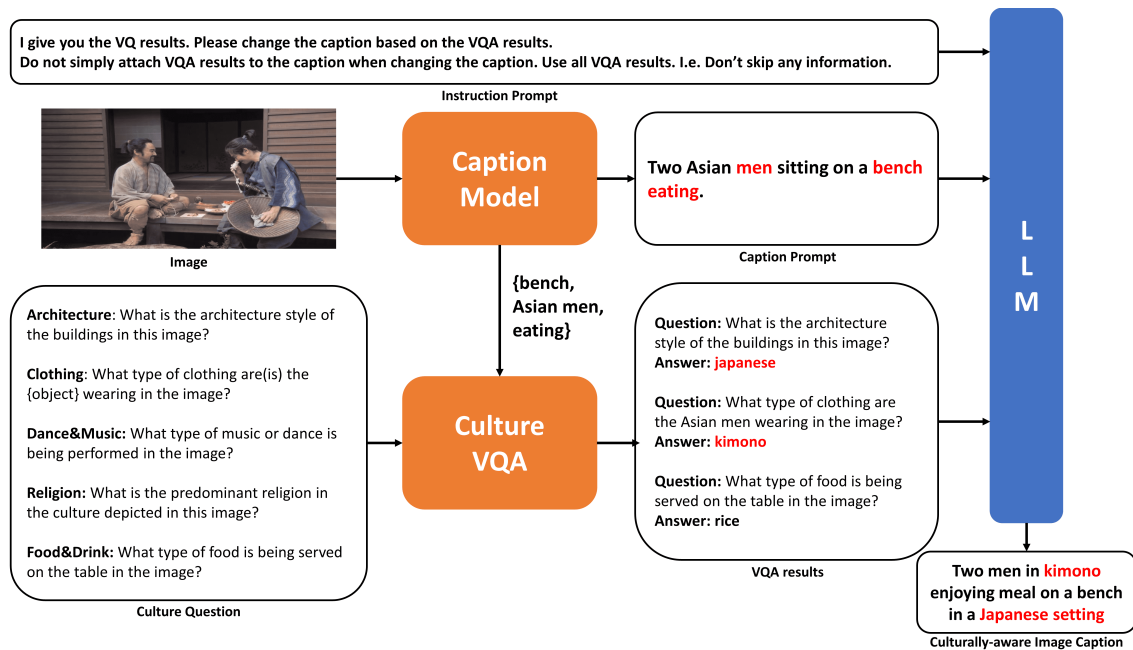


Figure 2: **CIC Overview**. First, culture questions are generated as described in Section 3.1. Then, cultural visual elements represented in the image are extracted through VQA as described in Section 3.2. Finally, LLM generates culturally-aware captions as described in Section 3.3

peating “Question: [question] Answer: [answer]” for the all of cultural categories represented in the image.

4 Experiments

Dataset. We validated our framework using GD-VCR [Yin *et al.*, 2021], a multiple-choice QA testing set designed to evaluate the ability of multi-modal models to understand geo-diverse commonsense knowledge. There is no benchmark dataset for Geo-diverse Image Captioning, so we selected GD-VCR to evaluate our framework. The dataset includes 329 images representing four cultural groups: West, East Asia, South Asia, and Africa.

Baseline models. We chose the following models as baseline models: (1) GIT [Wang *et al.*, 2022b], a VLP for image-to-text generation tasks; (2) CoCa [Yu *et al.*, 2022], demonstrating excellent performance in zero-shot image captioning with a multi-modal text decoder; and (3) BLIP2 [Li *et al.*, 2023], a VLP that performs well in various vision-language tasks.

Implementation details. To obtain caption prompts and captions for culture VQA, we use BLIP2 for caption generation. Through Table 4, we selected BLIP2, a baseline model demonstrating good CLIP scores across various cultural groups. We used ChatGPT as the LLM for generating culturally-aware image captions. The temperature is set to 0.6, and the maximum length for caption generation is 100.

User survey. Our goal of improving cultural awareness of generated captions is subjective evaluation determined by people from the given cultural groups. To evaluate the performance of our framework based on these criteria, we recruited participants aged 18 years or older from each cultural group. Each participant responded to 10 survey pages. Each survey page has one image and two survey items. The first

survey item identifies the match between the cultural categories selected by participants and the culture components by the VQA described in Section 3.2. The second survey item lets the participants choose one among four given captions that describe the cultural components of a given image. The first survey item allows multiple selections, and the second is a single selection item. We quantitatively estimate the subjective perceived performance of each survey item. The details about our survey can be found in the appendix.

Automatic Metrics. In addition to human evaluation, we use the CLIPScore [Hessel *et al.*, 2021], a metric for evaluating captions in situations where there are no reference captions for the given captions. Additionally, we introduce a new evaluation metric called **Culture Noise Rate (CNR)** to measure the rate of cultural words in the generated captions, as described below.

5 Results

5.1 Qualitative Comparison

Figure 3 shows the difference in the captions generated by four different models, including ours. CIC guides the generation of captions to describe cultural visual elements not captured in captions generated by existing VLPs. For example, while baseline models describe spaces without cultural visual elements, such as ‘hallway’ or ‘bed,’ CIC can describe the architectural style of the relevant cultural group. Additionally, CIC also describes the country to which the cultural group belongs.

5.2 User Survey Results

Improving the cultural understanding of the generated captions is primarily assessed subjectively by participants from





	West	South Asia	Africa	East Asia
				
GIT	a group of people are standing in a room with fireplace in the background.	a man is cutting a body of a man in hat.	a man standing next to a sign that says uri kisha!	a group of people are dancing in a circle, one of which is wearing a colorful outfit.
CoCa	a group of people standing in a room .	a man in a hat and a turban is putting a pillow on a bed .	a group od people standing next to each other .	a group of people dancing a circle.
BLIP2	a long hallway with many people in fancy dress	a group of men are woking on a bed	a group of people standing around a sign	a group of people in traditional clothing dancing
CIC (Ours)	a long hallway with many people in fancy dress, all within a baroque-style setting, adorned in long gowns and long coats.	a group of men are working on a bed, with buildings in the architectural style of Karachi in the background, and the men wearing kurta pyjama.	a group of people standing around sign, with the style of the buildings being African and the people wearing traditional clothing.	a group of people in traditional Korean clothing engaging in a traditional Korean folk dance.

Figure 3: Caption generated for the image depicted in the given 4 different cultural groups by the baseline models and our framework (CIC) in the paper. The red words in each caption represent visual elements of each culture. Compared to existing baseline models, our framework describes images more culturally.

Architecture	Clothing	Food & Drink	Dance & Music	Religion
0.64	0.96	0.78	0.84	0.64

Table 2: Results of the rate of match between the cultural categories selected by participants and the culture components by the VQA described in Section 3.2.

the respective cultural groups. 45 participants from 4 different cultural groups in the GD-VCR [Yin *et al.*, 2021] dataset responded to the survey. Each participant conducted a survey for 10 images and collected 450 responses.

Culture Categories Match. The first survey item evaluates how well the method of extracting cultural elements from the images described in 3.2 aligns with what people from the respective cultural regions perceive. Participants selected multiple cultural categories they believed were present in the images. Table 2 shows the matching rate between participants’ responses and the cultural categories extracted by our framework. The existing image captioning models seem to focus more on the interactions between the objects in the image. Therefore, among cultural categories, clothing, food & drink, and dance & music, which are related to depicting interactions between objects, show a high matching rate. However, existing image caption models do not describe the surrounding background in much detail, so the user survey shows a relatively low matching rate for cultural visual elements such as architecture and religion.

Culturally-aware Image Caption. The second survey item

Model	West	South Asia	Africa	East Asia
GIT	0.08	0.1	0.17	0.16
CoCa	0.1	0.21	0.17	0.15
BLIP2	0.2	0.14	0.21	0.26
CIC (ours)	0.62	0.55	0.44	0.43

Table 3: Results of user survey based on the quality of cultural descriptions.

evaluates how well our framework’s generated captions depict cultural aspects compared to captions generated by existing image caption models. Participants rated captions based on the quality of cultural descriptions. Table 3 shows that our framework received significantly higher scores across all four cultural groups—West, South Asia, Africa, and East Asia—compared to other baseline models, ranging from approximately 17% to 42%. Based on user survey results, we can conclude that our framework excels in generating cultural descriptions from cultural images.

Additionally, the results show a notable difference in the scores between the West, South Asia, Africa, and East Asia. We attribute this to the bias in the data used by existing VLPs. According to [Ipeirotis, 2010], most annotators of the data used by the VLPs are from the United States and India. From this, we infer that VLPs were trained with a bias towards Western and South Asian cultures, leading to better cultural VQA results in these regions.

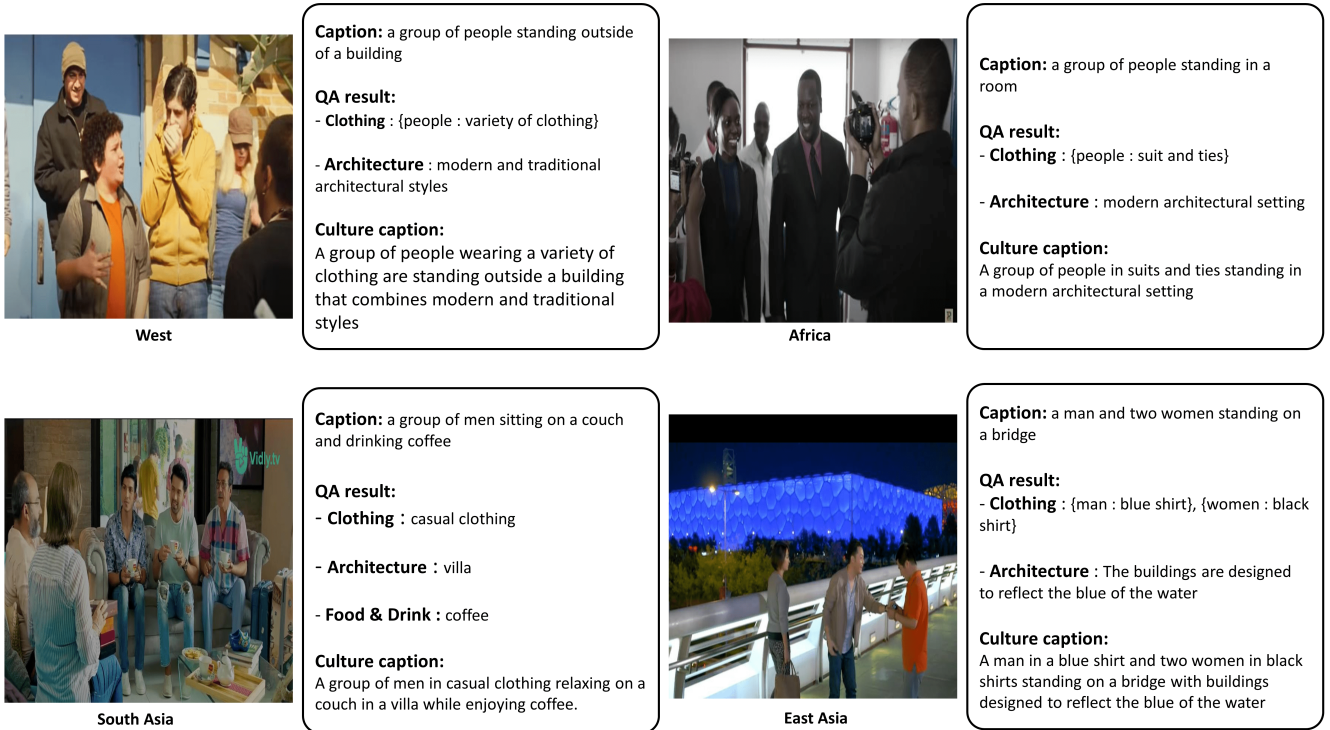


Figure 4: Caption generated for the modern cultural image depicted in given 4 different cultural groups by our framework. The words that specify cultural groups are not created in the generated culturally-aware captions, making it difficult to distinguish between cultures through only captions.

Model	West	South Asia	Africa	East Asia	total
GIT	0.6939	0.6571	0.6972	0.6821	0.6824
CoCa	0.6580	0.6402	0.6338	0.6749	0.6594
BLIP2	0.6968	0.6659	0.6541	0.6920	0.6821
CIC (ours)	0.7109	0.6911	0.6808	0.7168	0.7036

Table 4: Results of CLIPScore of the caption generated by baseline models and framework.

Model	West	South Asia	Africa	East Asia	total
GIT	1.688	0.963	0.697	1.913	1.515
CoCa	1.994	1.149	0.25	1.962	1.546
BLIP2	2.745	0.728	0	1.565	1.362
CIC (ours)	8.484	15.042	16.282	19.008	17.142

Table 5: Results of Culture Noise Rate (CNR), which calculates the ratio of cultural visual elements in a sentence. In cultural groups excluding the West, 15% more cultural elements are depicted.

5.3 Automatic Metric Result

Our use of GD-VCR, which was not originally designed for the image captioning task, lacks reference captions for evaluating generated captions. Therefore, we employ CLIPScore [Hessel *et al.*, 2021] as a metric to evaluate captions without reference captions. As shown in Table 4, our framework shows high CLIPScore for three of four cultural groups, excluding Africa. The reason for the low CLIPScore for Africa is that our framework utilized captions generated by BLIP2 as the caption prompt. However, in the case of Africa,

Model	West	South Asia	Africa	East Asia	total
CIC (Ours)	0.7109	0.6911	0.6808	0.7168	0.7036
w/o caption prompt	0.6162	0.6230	0.6080	0.6369	0.6219

Table 6: Results of CLIPScore with and without caption prompt.

GIT outperformed BLIP2 in CLIPScore. Nevertheless, CLIPScore is an indicator that evaluates images and captions based on CLIP [Radford and others, 2021], and having a high CLIPScore does not necessarily imply culturally descriptive captions.

Therefore, we introduce the **Culture Noise Rate (CNR)** as a new evaluation metric for culturally-aware image captions. CNR is defined as the ratio of cultural words among all words generated by a caption. Cultural words are determined based on cultural commonsense Knowledge (CCSK) [Nguyen *et al.*, 2023]. As shown in Table 5, our framework generates approximately 17% more cultural words than other baseline models. However, the West group exhibits a lower ratio of cultural words than other cultural groups. This means it is difficult for VQA to answer cultural elements for the Western images.

5.4 Modern Culture Case Analysis

In Figure 4, the results of culturally-aware image captioning for modern images in the four given cultural groups are presented. When looking at the four images, it is not difficult to distinguish between cultural groups. However, it is chal-

lenging to identify cultural elements from the generated captions, and distinguishing cultural groups based solely on the captions is not possible. This highlights the limitation of our defined five cultural elements, which can only differentiate unique cultures within a cultural group. For modern cultural images, considering additional cultural elements, such as race and modern city style, would be a direction for future work.

5.5 Ablation Study on Prompt Design

When constructing the prompt for LLM, we provide captions generated by existing VLPs. This objective is when using only VQA results as prompts for generating captions, LLM has difficulty describing the interaction between objects. We conducted additional experiments by excluding the caption prompt and using only instructions and VQA results to compose the LLM’s prompt. As shown in Table 6, the design that provides captions shows significantly higher CLIPScore than the design that does not. To connect LLM’s visual modality, we confirm that captions convey information about object interaction. Consequently, we confirm that captions provide LLM with information about the interaction between objects.

5.6 Ablation Study on Vocabulary extracted from Caption Prompts

In our cultural questions regarding the clothing category, we replace $\{object\}$ with terms related to ‘people’ such as ‘men’, ‘women’, ‘man’, and ‘woman’ extracted from the caption prompt. The purpose is to obtain detailed information about what each person is wearing in the image, especially in cases with multiple individuals. We conducted additional experiments replacing $\{object\}$ with ‘people’ instead of using words extracted from the caption prompt: “What type of clothing are the people wearing in the image?”. As shown in Table 8, using words extracted from the caption prompt results in a higher CLIPScore than using only ‘people’. Based on these results, We infer that using words extracted from the caption prompt enables more detailed descriptions of individuals in Cultural Visual Question Answering and leads to a higher CLIPScore than not using terms related to ‘people’. Consequently, we confirm that using culture-related vocabulary extracted from the caption prompt enables the obtaining more detailed information.

6 Limitation

Our framework generates culturally-aware captions using culture-related visual information extracted from images, and we evaluate it using CLIPScore since there are no other appropriate measures for non-reference image caption data. However, CLIP model itself has biases [Birhane *et al.*, 2021], making it less suitable for judging cultural factors, and currently, our approach relies on human evaluation. A qualitative metric that can assess cultural elements from image-text pairs is needed for our future research.

Furthermore, as discussed in the results, the model falls short of capturing cultural elements as comprehensively as humans. This suggests the need for model training focusing on more diverse cultural elements depicted in images, which is proposed as a future work.

Model	West	South Asia	Africa	East Asia	total
CIC (Ours)	0.7109	0.6911	0.6808	0.7168	0.7036
w/o vocab	0.6752	0.6729	0.6672	0.7019	0.6810

Table 7: Results of CLIPScore with and without words extracted from caption prompt.

7 Conclusion

This paper proposes the CIC framework, aiming to generate culturally-aware captions for a given cultural group that are recognizable to individuals within that group. The goal is to create captions containing extracted cultural visual elements from images, contributing to cultural diversity. Our proposed framework has the potential for application not only in cultural domains but also in other domains, such as artworks and fashion, as an additional method for visual understanding. Extensive user surveys and metric evaluations demonstrate that our framework extracts cultural visual elements similar to what individuals from each cultural group perceive as cultural elements, resulting in more culturally descriptive image captions in subjective metrics.

Ethical Statement

CIC framework was constructed using BLIP2 and ChatGPT, which trained on unfiltered data potentially laden with stereotypes or inherent bias. To ensure the evaluation of culturally-aware captions, we recruited participants from the respective cultural groups for user surveys. However, we did not evaluate the ethical aspects, such as cultural correctness and cultural/social biases in user surveys. Consequently, the proposed framework may replicate biases from the original model and should be considered stereotypes and biases in future work.

Acknowledge

This research was supported by the MSIT(Ministry of Science and ICT), Korea, under the ITRC(Information Technology Research Center) support program(IITP-2024-2020-0-01789), and the Artificial Intelligence Convergence Innovation Human Resources Development (IITP-2024-RS-2023-00254592) supervised by the IITP(Institute for Information & Communications Technology Planning & Evaluation).

References

- [Anderson *et al.*, 2016] Peter Anderson, Basura Fernando, Mark Johnson, and Stephen Gould. Spice: Semantic propositional image caption evaluation. In *Computer Vision—ECCV 2016: 14th European Conference, Amsterdam, The Netherlands, October 11–14, 2016, Proceedings, Part V 14*, pages 382–398. Springer, 2016.
- [Banerjee *et al.*, 2020] Pratyay Banerjee, Tejas Gokhale, Yezhou Yang, and Chitta Baral. Weaqa: Weak supervision via captions for visual question answering. *arXiv preprint arXiv:2012.02356*, 2020.
- [Birhane *et al.*, 2021] Abeba Birhane, Vinay Uday Prabhu, and Emmanuel Kahembwe. Multimodal datasets: misogyny, pornography, and malignant stereotypes. *arXiv preprint arXiv:2110.01963*, 2021.
- [Changpinyo *et al.*, 2022] Soravit Changpinyo, Doron Kukliansky, Idan Szepes, Xi Chen, Nan Ding, and Radu Soricut. All you may need for vqa are image captions. *arXiv preprint arXiv:2205.01883*, 2022.
- [Guo *et al.*, 2022] Jiaxian Guo, Junnan Li, Dongxu Li, Anthony Meng Huat Tiong, Boyang Li, Dacheng Tao, and Steven CH Hoi. From images to textual prompts: Zero-shot vqa with frozen large language models. *arXiv preprint arXiv:2212.10846*, 2022.
- [Halpern, 1955] Ben Halpern. The dynamic elements of culture. *Ethics*, 65(4):235–249, 1955.
- [Hershcovich *et al.*, 2022] Daniel Hershcovich, Stella Frank, Heather Lent, Miryam de Lhoneux, Mostafa Abdou, Stephanie Brandl, Emanuele Bugliarello, Laura Cabello Piqueras, Ilias Chalkidis, Ruixiang Cui, et al. Challenges and strategies in cross-cultural nlp. *arXiv preprint arXiv:2203.10020*, 2022.
- [Hessel *et al.*, 2021] Jack Hessel, Ari Holtzman, Maxwell Forbes, Ronan Le Bras, and Yejin Choi. Clipscore: A reference-free evaluation metric for image captioning. *arXiv preprint arXiv:2104.08718*, 2021.
- [Ipeirotis, 2010] Panagiotis G Ipeirotis. Demographics of mechanical turk. 2010.
- [Li and Zhang, 2023] Zhi Li and Yin Zhang. Cultural concept adaptation on multimodal reasoning. In *Proceedings of the 2023 Conference on Empirical Methods in Natural Language Processing*, pages 262–276, 2023.
- [Li *et al.*, 2023] Junnan Li, Dongxu Li, Silvio Savarese, and Steven Hoi. Blip-2: Bootstrapping language-image pre-training with frozen image encoders and large language models. *arXiv preprint arXiv:2301.12597*, 2023.
- [Lin *et al.*, 2014] Tsung-Yi Lin, Michael Maire, Serge Belongie, James Hays, Pietro Perona, Deva Ramanan, Piotr Dollár, and C Lawrence Zitnick. Microsoft coco: Common objects in context. In *Computer Vision—ECCV 2014: 13th European Conference, Zurich, Switzerland, September 6–12, 2014, Proceedings, Part V 13*, pages 740–755. Springer, 2014.
- [Liu *et al.*, 2021] Fangyu Liu, Emanuele Bugliarello, Edoardo Maria Ponti, Siva Reddy, Nigel Collier, and Desmond Elliott. Visually grounded reasoning across languages and cultures. *arXiv preprint arXiv:2109.13238*, 2021.
- [Long *et al.*, 2022] Siqu Long, Feiqi Cao, Soyeon Caren Han, and Haiqin Yang. Vision-and-language pretrained models: A survey. *arXiv preprint arXiv:2204.07356*, 2022.
- [Mandal *et al.*, 2021] Abhishek Mandal, Susan Leavy, and Suzanne Little. Dataset diversity: measuring and mitigating geographical bias in image search and retrieval. In *Proceedings of the 1st International Workshop on Trustworthy AI for Multimedia Computing*, pages 19–25, 2021.
- [Mehrabi *et al.*, 2021] Ninareh Mehrabi, Fred Morstatter, Nripsuta Saxena, Kristina Lerman, and Aram Galstyan. A survey on bias and fairness in machine learning. *ACM computing surveys (CSUR)*, 54(6):1–35, 2021.
- [Nguyen *et al.*, 2023] Tuan-Phong Nguyen, Simon Razniewski, Aparna Varde, and Gerhard Weikum. Extracting cultural commonsense knowledge at scale. In *Proceedings of the ACM Web Conference 2023*, pages 1907–1917, 2023.
- [Papineni *et al.*, 2002] Kishore Papineni, Salim Roukos, Todd Ward, and Wei-Jing Zhu. Bleu: a method for automatic evaluation of machine translation. In *Proceedings of the 40th annual meeting of the Association for Computational Linguistics*, pages 311–318, 2002.
- [Plummer *et al.*, 2015] Bryan A Plummer, Liwei Wang, Chris M Cervantes, Juan C Caicedo, Julia Hockenmaier, and Svetlana Lazebnik. Flickr30k entities: Collecting region-to-phrase correspondences for richer image-to-sentence models. In *Proceedings of the IEEE international conference on computer vision*, pages 2641–2649, 2015.
- [Radford and others, 2021] Radford et al. Learning transferable visual models from natural language supervision. In *International conference on machine learning*, pages 8748–8763. PMLR, 2021.
- [Reimers and Gurevych, 2019] Nils Reimers and Iryna Gurevych. Sentence-bert: Sentence embeddings using siamese bert-networks. *arXiv preprint arXiv:1908.10084*, 2019.
- [Rojas *et al.*, 2022] William A Gaviria Rojas, Sudnya Diamos, Keertan Ranjan Kini, David Kanter, Vijay Janapa Reddi, and Cody Coleman. The dollar street dataset: Images representing the geographic and socioeconomic diversity of the world. In *Thirty-sixth Conference on Neural Information Processing Systems Datasets and Benchmarks Track*, 2022.
- [Sharma *et al.*, 2018] Piyush Sharma, Nan Ding, Sebastian Goodman, and Radu Soricut. Conceptual captions: A cleaned, hypernymed, image alt-text dataset for automatic image captioning. In *Proceedings of ACL*, 2018.
- [Srinivasan *et al.*, 2021] Krishna Srinivasan, Karthik Ramam, Jiecao Chen, Michael Bendersky, and Marc Najork.

- Wit: Wikipedia-based image text dataset for multimodal multilingual machine learning. In *Proceedings of the 44th International ACM SIGIR Conference on Research and Development in Information Retrieval*, pages 2443–2449, 2021.
- [Vedantam *et al.*, 2015] Ramakrishna Vedantam, C Lawrence Zitnick, and Devi Parikh. Cider: Consensus-based image description evaluation. In *Proceedings of the IEEE conference on computer vision and pattern recognition*, pages 4566–4575, 2015.
- [Wang *et al.*, 2020] Jiuniu Wang, Wenjia Xu, Qingzhong Wang, and Antoni B Chan. Compare and reweight: Distinctive image captioning using similar images sets. In *Computer Vision–ECCV 2020: 16th European Conference, Glasgow, UK, August 23–28, 2020, Proceedings, Part I 16*, pages 370–386. Springer, 2020.
- [Wang *et al.*, 2022a] Angelina Wang, Alexander Liu, Ryan Zhang, Anat Kleiman, Leslie Kim, Dora Zhao, Iroha Shirai, Arvind Narayanan, and Olga Russakovsky. Revise: A tool for measuring and mitigating bias in visual datasets. *International Journal of Computer Vision*, 130(7):1790–1810, 2022.
- [Wang *et al.*, 2022b] Jianfeng Wang, Zhengyuan Yang, Xiaowei Hu, Linjie Li, Kevin Lin, Zhe Gan, Zicheng Liu, Ce Liu, and Lijuan Wang. Git: A generative image-to-text transformer for vision and language. *arXiv preprint arXiv:2205.14100*, 2022.
- [Yang *et al.*, 2022] Zhengyuan Yang, Zhe Gan, Jianfeng Wang, Xiaowei Hu, Yumao Lu, Zicheng Liu, and Lijuan Wang. An empirical study of gpt-3 for few-shot knowledge-based vqa. In *Proceedings of the AAAI Conference on Artificial Intelligence*, volume 36, pages 3081–3089, 2022.
- [Yin *et al.*, 2021] Da Yin, Liunian Harold Li, Ziniu Hu, Nanyun Peng, and Kai-Wei Chang. Broaden the vision: Geo-diverse visual commonsense reasoning. *arXiv preprint arXiv:2109.06860*, 2021.
- [Yin *et al.*, 2022] Da Yin, Hritik Bansal, Masoud Monajatipoor, Liunian Harold Li, and Kai-Wei Chang. Geomlma: Geo-diverse commonsense probing on multilingual pre-trained language models. *arXiv preprint arXiv:2205.12247*, 2022.
- [Yin *et al.*, 2023] Da Yin, Feng Gao, Govind Thattai, Michael Johnston, and Kai-Wei Chang. Givl: Improving geographical inclusivity of vision-language models with pre-training methods. In *Proceedings of the IEEE/CVF Conference on Computer Vision and Pattern Recognition*, pages 10951–10961, 2023.
- [Yu *et al.*, 2022] Jiahui Yu, Zirui Wang, Vijay Vasudevan, Legg Yeung, Mojtaba Seyedhosseini, and Yonghui Wu. Coca: Contrastive captioners are image-text foundation models. *arXiv preprint arXiv:2205.01917*, 2022.
- [Yuan, 2021] Desen Yuan. Language bias in visual question answering: A survey and taxonomy. *arXiv preprint arXiv:2111.08531*, 2021.
- [Zhu *et al.*, 2023] Deyao Zhu, Jun Chen, Kilichbek Haydarov, Xiaoqian Shen, Wenxuan Zhang, and Mohamed Elhoseiny. Chatgpt asks, blip-2 answers: Automatic questioning towards enriched visual descriptions. *arXiv preprint arXiv:2303.06594*, 2023.

Appendix

Generate Cultural Question

Inspired by [Zhu *et al.*, 2023], we generate questions to extract elements based on cultural categories. Unlike the original procedure, we modified the instructions to generate questions about cultural categories as below:

“I have an image. Ask me questions about the content of this image. Carefully ask useful questions to get cultural elements about this image. Cultural categories are defined as architecture, clothing, food & drink, dance & music, and religion. Avoid asking yes/no questions, and outside of the defined cultural categories.”

Then, we computed cultural precision to automatically identify questions that addressed the most cultural elements described in Section 3.1. The results for cultural precision are shown in Table 10. The questions related to the “Clothing” category are replaced with the word {object}, unifying terms related to humans such as ‘man’, ‘woman’, and ‘people’. Therefore, in Table 8, only 4 questions are shown instead of 9. The question selected for the religion category is the only question that provides an answer related to religion: **“What is the predominant religion in the culture depicted in this image?”**

Additional Ablation Study on Extracting Culture Elements

To extract cultural elements represented in images, we used captions generated from VLPs described in Section 3.2. In this section, we present the results when we don’t use extracting cultural elements. Table 8 presents the CLIPScore results of the ablation study. Frameworks without extracting cultural elements achieve relatively high CLIPScore for all cultural groups. However, In Figure 5, we observe that culturally-aware captions generated by frameworks without extracting cultural elements describe objects not present in the images. From the results, we conclude that CLIPScore is inappropriate as a quantitative metric for assessing cultural competence.

Model	West	South Asia	Africa	East Asia	total
w/ extracting	0.7109	0.6911	0.6808	0.7168	0.7036
w/o extracting	0.7293	0.7002	0.7106	0.7330	0.7177

Table 8: The CLIPScore results with and without Extracting Cultural Elements

Human Evaluation

Our goal of improving cultural awareness of generated captions is subjective evaluation determined by people from the given cultural groups. To evaluate the performance of our framework based on these criteria, we recruited 45 participants aged 18 years or older from each cultural group. Table 9 provides detailed information about the participants. Each participant responded to 10 survey pages. Each survey page has one image and two survey items (see Table 11). The first survey item is a multiple choice about the cultural category that appears in the image. The second survey item selects one caption that best describes the cultural components of the image. A sample of a survey page can be viewed in Figure 6

	Age			Gender			Total
	18-24	25-34	nonresponse	Man	Woman	nonresponse	
West	7	1	4	4	4	4	12
South Asia	5	7	0	8	4	0	12
Africa	1	5	1	3	3	1	7
East Asia	8	6	0	8	5	1	14

Table 9: This table presents participant information, including age and gender distribution for each culture group. “nonresponse” indicates that participants choose not to disclose their information.

Additional Analysis of Human Evaluation. We additionally analyzed user surveys to compare the images that received many selections and those that received fewer selections for our framework. In Figures 7 to 9, we present the top 3 images most chosen by our framework and the bottom 3 images least chosen by our framework for each cultural group. In the top 3 images, distinct traditional cultural elements for each cultural group are evident. Conversely, the bottom 3 images represent relatively contemporary cultural elements, so participants may not perceive them as depicting culture. This suggests, as mentioned in Section 5.4, that our framework should incorporate additional cultural components beyond the five categories defined in this paper, such as ethnicity and contemporary architectural styles.

category	question	cultural precision
Architecture	What is the architectural style of the building in the background of the image?	0.5579
	What is the predominant architectural feature in the background of the image?	0.6105
	What architectural elements are visible in the background of the image?	0.2684
	What type of architecture is seen in this image?	0.4000
	What type of architecture is depicted in the image?	0.4421
	What architectural features are visible in the background of the image?	0.3053
	What is the architectural style of the buildings in this image?	0.7158
Clothing	What type of clothing are(is) the {object} in the image wearing?	0.6301
	What type of clothing are(is) the {object} wearing in the image?	0.6041
	What are(is) the {object} wearing in the image?	0.5529
	What are(is) the attire of {object} in the image?	0.5085
Dance & Music	What type of dance or music is associated with the cultural context of this image?	0.600
	What type of music or dance is being performed in the image?	1.0000
	What musical instruments can be seen in the image?	0.2000
	Are there any traditional dances being performed in the image?	0.0000
	Are there any specific musical instruments being played in the image?	0.2000
	What type of music or dance are associated with the people in their image?	0.5000
Food & Drink	What type of food or drink is visible in the image?	0.2000
	What kind of food or drink is on the table in the image?	0.4000
	What type of food is being served on the table in the image?	0.6400
	What types of food are being eaten at the table?	0.4800

Table 10: The table shows the cultural precision results for each cluster. The clustering process and calculation of cultural precision are described in Section 3.1.



Culturally-aware Caption :

In a movie set in a Victorian-style setting, a man in a wedding suit signs a marriage license

w/o extracting cultural elements :

A groom in a wedding suit signing a marriage license in front of the old church of the Holy Cross in New York City, as the bride and bridesmaids wearing wedding dresses look on, while the newlyweds **dance to the song 'The Man Who Sold the World' by Nirvana**, with a **wedding breakfast** being served on the table, representing the Christian culture depicted in the image.



Culturally-aware Caption :

A group of people walking outside of a Kutchi style building, dressed in traditional Indian clothing

w/o extracting cultural elements :

A group of people wearing traditional Indian clothing walking outside of a small, single-story, white-washed building, associated with the cultural context of **bhangra dance and music**, with **food being served in a small restaurant**, depicting the predominant **religion of Hinduism**



Culturally-aware Caption :

A man and woman embrace in a dark room, with the woman wearing a blue shawl

w/o extracting cultural elements :

A man and woman wearing blue shawls and a blue hijab embrace in a dark room with a mosque in the background, representing the cultural context of Islam and possibly associated with **afrobeat music**, while **food is being served on a table**



Culturally-aware Caption :

A group of people standing next to each other, dressed in business suits and surrounded by Japanese traditional architecture


w/o extracting cultural elements :

A group of people wearing business suits standing next to each other in front of a modern building, **enjoying Japanese food** and embracing the cultural context of kawaii.

Figure 5: The figure presents examples of generated captions with and without extracting cultural elements. In the figure, red words represent cultural elements that are not present in the image. The determination of cultural elements represented in the image was confirmed based on user surveys.

Item Title	Item Text
cultural categories	Check the cultural elements that appear in the image. (Multiple choices) ie. If traditional houses and traditional clothes are in the image, choose architecture and clothing among the categories.
caption	Choose the caption that best describes the cultural components of a given image from the four captions.

Table 11: The two survey items for our human evaluation survey.



1. Choose a cultural categories that you think appears in the image. *

Clothing

Food&Drink

Architecture

Dance&Music

Religion

2. Choose the caption that best describes the images *

three men sitting in chairs playing guitars

Three men in hats and jackets are sitting in chairs playing guitars, performing the blues in the American ...

a man playing a guitar and a woman playing a guitar.

a man sitting on a bench playing a guitar .

Figure 6: A sample of a single survey page. In the first survey item, participants can select multiple cultural elements they believe are represented in the image, and the second item selects a best caption that culturally describes the image. The images for each cultural group were randomly selected.

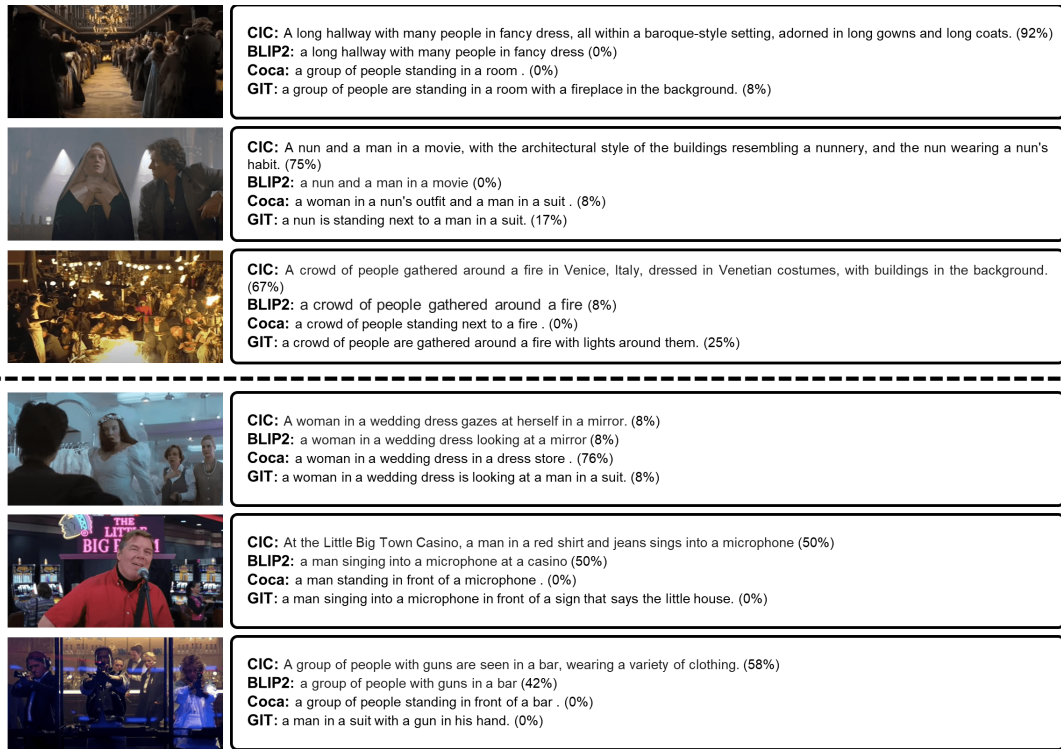


Figure 7: **Additional Analysis of Human Evaluation for Western culture** Top 3 images and bottom 3 images are shown. The numbers in parentheses indicate the percentage of participants who selected that the cultural description was well done for each image.

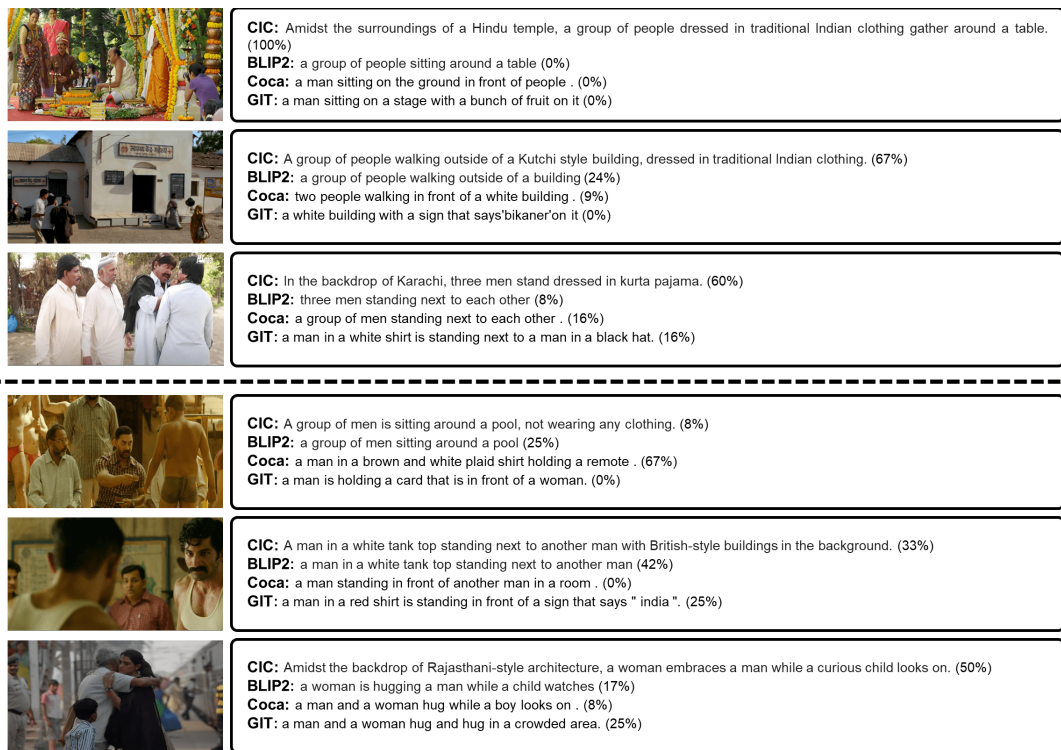


Figure 8: **Additional Analysis of Human Evaluation for South Asian culture** Top 3 images and bottom 3 images are shown. The numbers in parentheses indicate the percentage of participants who selected that the cultural description was well done for each image.

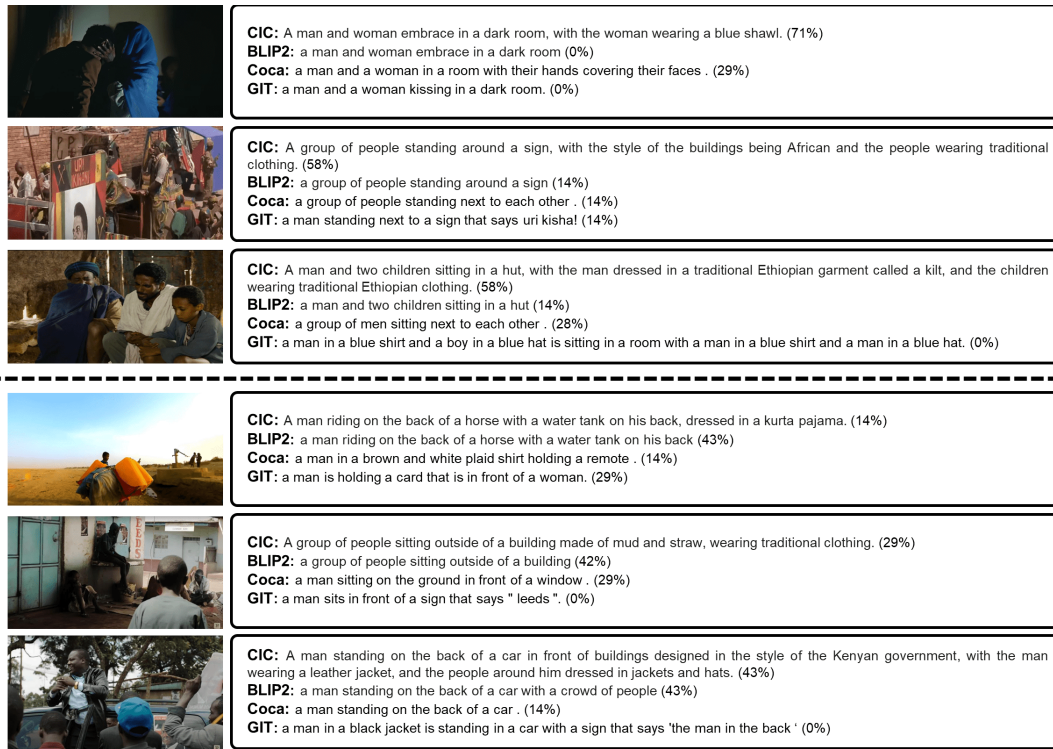


Figure 9: **Additional Analysis of Human Evaluation for African culture** Top 3 images and bottom 3 images are shown. The numbers in parentheses indicate the percentage of participants who selected that the cultural description was well done for each image.



Figure 10: **Additional Analysis of Human Evaluation for East Asian culture** Top 3 images and bottom 3 images are shown. The numbers in parentheses indicate the percentage of participants who selected that the cultural description was well done for each image.