

# Zero-Shot Clinical Trial Patient Matching with LLMs

Michael Wornow\*

Alejandro Lozano\*

Dev Dash

Jenelle Jindal

Kenneth W. Mahaffey

Nigam H. Shah

Stanford University, United States

MWORNOW@STANFORD.EDU

LOZANOE@STANFORD.EDU

DEV@STANFORD.EDU

JJINDAL@STANFORD.EDU

KMAHAF@STANFORD.EDU

NSHAH@STANFORD.EDU

## Abstract

Matching patients to clinical trials is a key unsolved challenge in bringing new drugs to market. Today, identifying patients who meet a trial’s eligibility criteria is highly manual, taking up to 1 hour per patient. Automated screening is challenging, however, as it requires understanding unstructured clinical text. Large language models (LLMs) offer a promising solution. In this work, we explore their application to trial matching. First, we design an LLM-based system which, given a patient’s medical history as unstructured clinical text, evaluates whether that patient meets a set of inclusion criteria (also specified as free text). Our zero-shot system achieves state-of-the-art scores on the n2c2 2018 cohort selection benchmark. Second, we improve the data and cost efficiency of our method by identifying a prompting strategy which matches patients an order of magnitude faster and more cheaply than the status quo, and develop a two-stage retrieval pipeline that reduces the number of tokens processed by up to a third while retaining high performance. Third, we evaluate the interpretability of our system by having clinicians evaluate the natural language justifications generated by the LLM for each eligibility decision, and show that it can output coherent explanations for 97% of its correct decisions and 75% of its incorrect ones. Our results establish the feasibility of using LLMs to accelerate clinical trial operations.

**Data and Code Availability** This paper uses the 2018 n2c2 Cohort Selection Challenge dataset (Stubbs et al., 2019). Our code is available here: [https://github.com/somshahlab/clinical\\_trial\\_patient\\_matching](https://github.com/somshahlab/clinical_trial_patient_matching).

**Institutional Review Board (IRB)** This was not determined to be human subject research, and thus did not require IRB approval.

## 1. Introduction

Identifying eligible patients for clinical trials is a key bottleneck in advancing new drugs to market (Woo, 2019). Roughly one third of clinical trials fails because it cannot enroll enough eligible patients, and recruitment costs eat up 32% of a trial’s budget (DeLoitte, 2020).

For patients, enrolling in a trial can bring several benefits, such as access to novel therapies, increased monitoring from expert care teams, and better overall health outcomes (Locock and Smith, 2011; Bouzalmate et al., 2022). Unfortunately, 94% of patients are never informed by their doctors about trials for which they might qualify (Nuttall, 2012).

That is because identifying patients who are eligible for a trial is often highly manual and time-consuming (Brøgger-Mikkelsen et al., 2020). Each trial has a long list of *eligibility criteria* which must be exactly met by every patient who enrolls (FDA, 2020). To identify these patients, a trained *clinical research coordinator* manually reviews hundreds of patients’ electronic health records (EHRs) (Penberthy et al., 2012; Calaprice-Whitty et al., 2020). Over 80% of the relevant information is stored as unstructured text – e.g. progress notes, emails, radiology reports, and genetic tests (Kong, 2019) – making it difficult to automatically process (Leaman et al., 2015). As a result, eligibility screening for a Phase III cancer trial can take almost an hour per patient (Penberthy et al., 2012).

Traditional natural language processing (NLP) approaches have seen limited success with clinical text

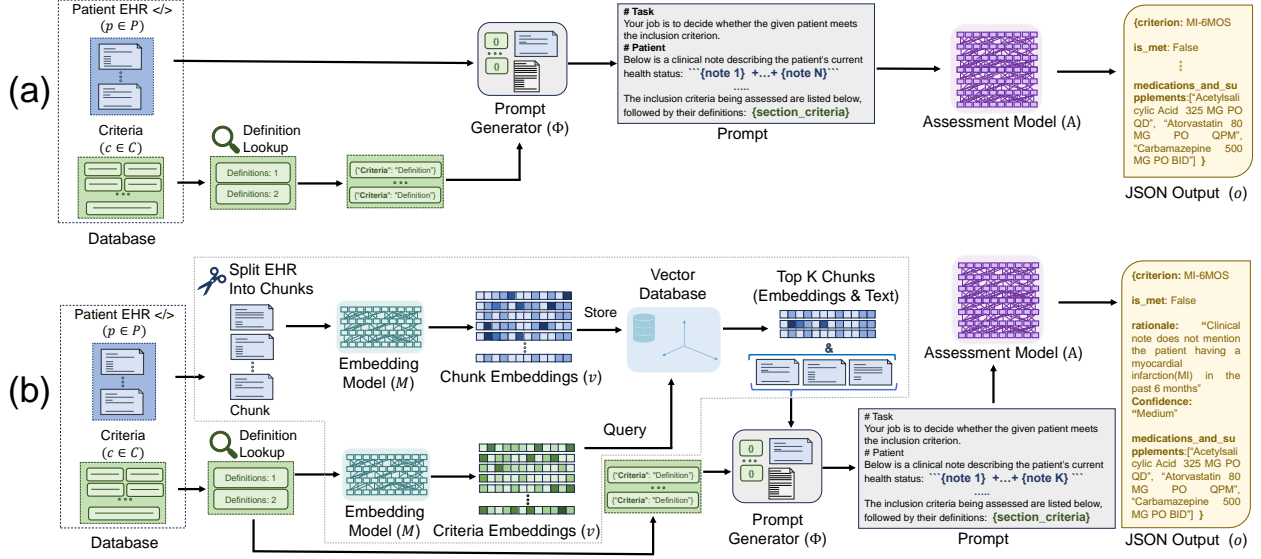


Figure 1: We explore zero-shot clinical trial patient matching with LLMs under two system designs: (a) We inject the patient’s entire set of notes into a prompt input into an Assessment LLM (e.g. GPT-4) for evaluation. (b) In our two-stage retrieval pipeline, we first query the top- $k$  most relevant chunks from the patient’s notes, then inject only those top- $k$  chunks into the prompt input into an Assessment LLM. Both paradigms are compared using the same prompting strategies, with the only distinction being the amount of patient information included in the prompt.

due to its highly idiosyncratic grammar and terminology (Leaman et al., 2015). Large language models (LLMs) represent a key inflection point in the capabilities of NLP systems (Brown et al., 2020), and thus offer a promising approach for accelerating patient recruitment.

In this paper, we aim to build upon recent work exploring the application of LLMs to patient matching (Jin et al., 2023; Wong et al., 2023; Nievas et al., 2023). In contrast to this prior work, our primary focus is on the *efficiency* of LLM-based approaches – namely, their cost in terms of dollars, money, and time. These considerations are essential if such systems are proven effective and aim to be deployed at scale.

Our contributions are as follows.

1. We investigate the **zero-shot** (i.e. out-of-the-box) performance of LLMs on evaluating patient eligibility. Unlike prior work, this requires no training data or in-context examples. Our GPT-4-based system **achieves state-of-the performance** on Track 1 of the 2018 n2c2 cohort selection benchmark (Stubbs et al., 2019).

2. We show how to improve the **data and cost efficiency** of LLM-based systems. We identify prompting strategies that best balance performance and cost. We also design a **two-stage retrieval-based system**, as shown in Figure 1, which pre-filters relevant clinical notes and can reduce token usage by over a third while still beating the state-of-the-art on certain metrics.
3. We demonstrate the potential for **human-in-the-loop deployment** by having clinicians evaluate the natural language justifications generated by the LLM for each assessment it makes. We find that GPT-4 is able to output a coherent rationale for its correct decisions 97% of the time, and even when it makes an incorrect decision, our annotators agreed with 75% of its justifications.

The rest of the paper is structured as follows. First, we provide an overview of related work. Second, we detail the models that we test, our different prompting strategies, and our retrieval system. Third, we describe our dataset and evaluation set-up. Fourth,

we report our system’s results. Fifth, we discuss limitations and propose areas for further research.

## 2. Related Work

### 2.1. Large Language Models (LLMs)

Natural language processing (NLP) was revolutionized by the advent of deep learning models which could learn from huge amounts of unlabeled text, e.g. all of Wikipedia (Howard and Ruder, 2018). As these models increased in size and their datasets became even larger (e.g. all of the Internet), their capabilities continued to improve (Brown et al., 2020; Kaplan et al., 2020). Known as “large language models” (LLMs), they have surpassed humans on a number of benchmarks (Anil et al., 2023) and can now conduct diagnostic conversations with patients (Tu et al., 2024), translate clinical jargon into layman’s terms (Mirza et al., 2024), and perform chart review (Goel et al., 2023). Most impressively, LLMs have demonstrated the ability to tackle many of these tasks without ever explicitly being trained to solve them (Brown et al., 2020).

Asking an LLM to solve a task without providing any training examples is referred to as “zero-shot” learning (Xian et al., 2018). This stands in sharp contrast to traditional machine learning models which rely on labeled training datasets, as well as conventional rule-based systems which require domain experts to hand-craft programs. In contrast, LLMs such as GPT-4 (Achiam et al., 2023) can be adapted for a wide range of tasks expressed via text. This makes them promising for the task of patient matching.

### 2.2. Clinical Trial Patient Matching

Initial work in automated trial matching focused on automatically transforming free text eligibility criteria into structured SQL queries, which could then be run over the structured data within patient EHRs. Systems such as **EliXR** (Weng et al., 2011) accomplished this via rule-based algorithms, while **EliIE** (Kang et al., 2017) and **Criteria2Query** (Yuan et al., 2019) used more advanced NLP methods such as named entity recognition, relation extraction, and negation detection. Most relevant to this paper, the **RBC** model from Oleynik et al. (2019) achieved the highest score on the 2018 n2c2 cohort selection benchmark. While well-suited for the specific trials for which they are developed, these systems are difficult

to maintain and tend not to generalize (Gehrmann et al., 2017).

More recently, focus has shifted to developing end-to-end systems that can directly match patients to free text criteria. Works such as **COMPOSE** (Gao et al., 2020) and **DeepEnroll** (Zhang et al., 2020) used neural networks to jointly encode enrollment criteria and patient EHRs. Both of these models, however, only incorporated structured EHR data and ignored clinical text.

**TrialGPT** was the first end-to-end LLM-based system for processing both unstructured clinical text and eligibility criteria (Jin et al., 2023), and achieved high accuracy. However, they did not conduct zero-shot evaluation and only tested GPT-3.5, which as we later demonstrate missed out on large performance gains. **Scaling with LLMs** (Wong et al., 2023) used a GPT-4 to convert free text criteria into structured queries, but did not directly use the LLM to evaluate patients. More broadly, **TRIALSCOPE** offered an exciting vision of *simulating* entire trials with real world evidence, but did not develop their own patient matching solution (González et al., 2023). **TrialLlama** (Nievas et al., 2023) fine-tuned the open source Llama2 model (Touvron et al., 2023) for trial matching, but this required extensive finetuning using 16 A100s and did not consider zero-shot settings. Additionally, none of these works considered the use of a preliminary retrieval step to first curate the notes fed into the LLM.

## 3. Methods

In the following, assume we are given a set of patients  $\mathcal{P}$  and notes  $\mathcal{N}$ , where each patient  $p \in \mathcal{P}$  has a set of notes  $\mathcal{N}_p \in \mathcal{N}$ . We have a set  $\mathcal{C}$  of trial criteria. There is some unknown function  $E : \mathcal{C} \times \mathcal{P} \rightarrow \{0, 1\}$  that maps each criterion and patient to a binary indicator of whether that patient meets (1) or does not meet (0) that criterion. Our goal is to calculate  $E(c, p)$  for all patients  $p$  and criteria  $c$ .

Assume we have a small “embedding” model  $\mathbf{M} : \mathcal{T} \rightarrow \mathcal{V}$  which maps some text  $t \in \mathcal{T}$  to a vector  $v \in \mathcal{V}$  and can be run quickly at virtually no cost. We also have a larger downstream “assessment” model  $\mathbf{A} : \mathcal{T} \rightarrow \mathcal{O}$  which maps a prompt  $t \in \mathcal{T}$  to some output  $o \in \mathcal{O}$  and is expensive and slow. Finally, we have some function  $\phi$  which takes a variable number of criteria and patient notes (depending on the prompting strategy used), and outputs a set of prompts. These prompts are then fed into the assessment model  $\mathbf{A}$  to

Table 1: Zero-shot results on the 2018 n2c2 cohort selection challenge using the *ACIN* prompt strategy. We use the 32k context length version of all models, with the exception of GPT-3.5 (which is limited to 16k tokens).

Model	Prec.	Rec.	Overall Macro-F1	Overall Micro-F1
Baseline	0.69	0.78	0.43	0.76
Prior SOTA	0.88	0.91	0.75	0.91
Llama-2-70b	0.82	0.41	0.46	0.67
Mixtral-8x7B	0.72	0.83	0.64	0.79
GPT-3.5	0.76	0.82	0.63	0.82
GPT-4	<b>0.91</b>	<b>0.92</b>	<b>0.81</b>	<b>0.93</b>

Table 2: Increasing the specificity of criteria definitions improves model accuracy.

Model	Prompt	Prec.	Rec.	Overall Macro-F1	Overall Micro-F1
GPT-3.5	Original	0.76	0.48	0.57	0.69
	Improved	0.76	0.82	0.63	0.82
GPT-4	Original	0.89	0.74	0.75	0.85
	Improved	<b>0.91</b>	<b>0.92</b>	<b>0.81</b>	<b>0.93</b>

generate an output  $o \in \mathcal{O}$  (typically a JSON string), which is then parsed into an estimate for  $E(c, p)$ .

### 3.1. Models

For our assessment model **A**, we consider the proprietary models GPT-3.5 [Brown et al. \(2020\)](#) and GPT-4 ([Achiam et al., 2023](#)), as well as the popular open source models Llama-2-70b-32k ([Peng et al., 2023](#)) and Mixtral-8x7B ([Jiang et al., 2024](#)). We run GPT-3.5 and GPT-4 via a secure Azure PHI-compliant instance. We run the open source models on a local PHI-compliant server with 4 Nvidia A100 GPUs using the vLLM ([Kwon et al., 2023](#)) and Outlines ([Willard and Louf, 2023](#)) packages for high-speed inference and enforcing valid JSON output.

### 3.2. Zero-Shot Criteria Assessment

We begin by evaluating the zero-shot capabilities of our assessment LLMs. We choose the zero-shot setting as it offers the simplest path towards real-world deployment – it requires minimal engineering, no data labeling, and can instantly be adapted to any trial.

Given a set of notes  $\mathcal{N}_p \subseteq \mathcal{N}$  for a patient  $p$ , we investigate four strategies for generating the prompt(s) that we feed into the assessment LLM: (1) *All Criteria, All Notes (ACAN)* in which all notes in  $\mathcal{N}_p$  are merged into a single prompt and the model generates all  $C = |\mathcal{C}|$  eligibility assessments at once. (2) *All Criteria, Individual Notes (ACIN)* in which the model is given  $N = |\mathcal{N}_p|$  separate prompts (each containing one note), and for each note generates all  $C$  eligibility assessments. (3) *Individual Criteria, All Notes (ICAN)* in which all  $N$  notes are merged into a single prompt, but the model only assesses one criterion at a time, and thus must be re-prompted with the same merged set of notes  $C$  times. (4) *Individual Criteria, Individual Notes (ICIN)* in which the model is given  $N * C$  separate prompts each containing one note and one criterion. More precisely, we thus have:

$$ACAN : \phi(\mathcal{N}_p^{(1)} \parallel \dots \parallel \mathcal{N}_p^{(N)}, c_1 \parallel \dots \parallel c_C) = t$$

$$ACIN : \phi(\mathcal{N}_p^{(1)}, \dots, \mathcal{N}_p^{(N)}, c_1 \parallel \dots \parallel c_C) = \{t_1, \dots, t_N\}$$

$$ICAN : \phi(\mathcal{N}_p^{(1)} \parallel \dots \parallel \mathcal{N}_p^{(N)}, c_1, \dots, c_C) = \{t_1, \dots, t_C\}$$

$$ICIN : \phi(\mathcal{N}_p^{(1)}, \dots, \mathcal{N}_p^{(N)}, c_1, \dots, c_C) = \{t_1, \dots, t_{NC}\}$$

Where  $\parallel$  represents concatenation. Please see Appendix Figures 8.1 and 8.1 for the exact prompt templates used.

The output  $o \in \mathcal{O}$  that we expect from the Assessment model **A** is a JSON string containing four elements:

1. **Criterion:** Specific criterion the model is assessing.
2. **Medications:** List of medications extracted from the note.
3. **Rationale:** Step-by-step reasoning as to how the model claims to have come to its decision.
4. **Decision:** Binary “MET” or “NOT MET” decision.
5. **Confidence:** “Low”, “Medium”, or “High” confidence in prediction

We include the **Medications** element to help the model recall specific drugs when assessing certain criteria, as prior literature demonstrated the ability of LLMs to perform this extraction ([Agrawal et al., 2022](#)). **Rationale** was included to both improve

model performance via chain-of-thought-like reasoning (Wei et al., 2022) and provide interpretability for a human reviewer. For the Llama-2 model only, we removed Medications and Confidence from the prompt as we were unable to get it to generate valid completions.

### 3.3. Retrieval Pipeline

We design a two-stage pipeline that leverages a small embedding model **M** to pre-filter the set of notes  $n \in \mathcal{N}$  that get fed into the more expensive assessment model **A**. This pipeline is depicted in Figure 1.

We consider two models for **M**: BGE for its high performance on retrieval benchmarks (Xiao et al., 2023), and MiniLM for its speed (Reimers and Gurevych, 2019). These models are small and can be run locally and cheaply. In a deployment scenario, these models would be run once over all clinical text within an EHR.

To initialize our pipeline, we loop through every patient and embed all of their notes using our embedding model **M**. We also embed each criterion. Thus, we get a database of embeddings  $\mathcal{D}$  such that  $\mathcal{D} = \{\mathbf{M}(n) \mid n \in \mathcal{N}\} \cup \{\mathbf{M}(c) \mid c \in \mathcal{C}\}$

During inference we have two stages – **Pre-Filtering** and **Assessment**, which slightly differ depending on the prompting strategy used. The *ICAN* and *ICIN* strategies work as follows. In **Pre-Filtering**, we are given a patient  $p$  and individual criterion  $c$ . We calculate the cosine similarity between  $\mathbf{M}(n)$  and  $\mathbf{M}(c)$  for all  $n \in N_p$ . We keep the top- $k$  ranking notes and discard the rest. We repeat this step for each criterion  $c \in \mathcal{C}$ . In **Assessment**, we construct our prompts with our subset of top- $k$  notes using our chosen prompting strategy  $\phi(n_1, \dots, n_k, c_1, \dots, c_C)$ . We then feed the prompt into the Assessment LLM to generate our output  $o = A(\phi(n_k, c_1, \dots, c_C))$ . The pipeline is similar for *ACAN* and *ACIN*, but instead of processing each individual criterion  $c$  separately, we first concatenate them together to form a single criterion  $c_1 \parallel \dots \parallel c_C$  and only run the **Pre-Filtering** step once.

In practice, we work at the level of “chunks” instead of “notes,” where a chunk is simply a substring taken from a larger note whose length fits within the context window of our embedding model **M**. In our case, this was 512 tokens.

In addition to reducing the number of tokens input into the assessment model **A**, this retrieval-based approach would allow our system to scale to real-world

health systems with millions of notes (Jiang et al., 2023), an important efficiency consideration that was underexplored in prior work.

## 4. Evaluation

We evaluate the ability of LLMs to assess whether a patient meets or does not meet a set of inclusion criteria.

### 4.1. Dataset

For our dataset, we use the 2018 n2c2 Clinical Trial Cohort Selection challenge dataset, as it is one of the more well-studied public benchmarks for patient matching (Stubbs et al., 2019). The dataset has two parts: patients and eligibility criteria.

**(1) Patients.** There are 288 unique patients (subdivided into two splits: 202 train and 86 test). Each patient has 2-5 de-identified clinical notes, with an average of 2,711 words each. The patients are all diabetic, and were originally sourced from a combined database of patients from Mass General and Brigham and Women’s hospitals. Details on the cohort selection process are provided in Stubbs and Uzuner (2015) and Kumar et al. (2015).

**(2) Eligibility criteria.** There are 13 inclusion criteria which reflect commonly used eligibility criteria (Stubbs et al., 2019). These criteria, as well as their definitions, are listed in Appendix Table 8.1. Note that there are no exclusion criteria.

All of this information is provided as unstructured text. Thus, the only way to match patients is via natural language processing. Note that this benchmark simulates a *synthetic* trial – i.e. there is no actual clinical trial that enrolled these patients. To obtain labels, two medical experts annotated each patient as to whether the 13 inclusion criteria were “MET” or “NOT MET”. The average Cohen’s Kappa between the two annotators was 0.54 (Stubbs et al., 2019).

### 4.2. Metrics

We evaluate our models on their precision, recall, and overall Macro/Micro-F1 scores on the binary classification tasks of deciding whether a patient met or did not meet each of the 13 inclusion criteria in the 2018 n2c2 benchmark. “Overall” is defined by the n2c2 benchmark as the simple average of the F1 score calculated for the “met” examples and F1 score for the “not met” examples (Stubbs et al., 2019; Oleynik

Table 3: Considering one criterion/note at a time improves performance. “Tokens” includes both prompt and completion tokens (i.e. inputs and outputs). “API Calls” is the total number of times the LLM was queried. “Cost” is based on OpenAI’s pricing as of January 25, 2024 (OpenAI, 2024)

Model	Prompt Strategy		Performance				Efficiency		
	Criteria	Notes	Prec.	Rec.	Overall Macro-F1	Overall Micro-F1	Cost	API Calls	Tokens
GPT-3.5	All	All	<u>0.76</u>	0.69	0.53	0.77	\$1.24	86	0.64M
	All	Individual	0.74	0.80	0.59	0.80	\$2.41	377	1.31M
	Individual	All	<u>0.76</u>	0.82	<u>0.63</u>	<u>0.82</u>	\$13.19	1118	6.66M
	Individual	Individual	0.73	<u>0.88</u>	0.60	0.81	\$17.61	4901	9.04M
GPT-4	All	All	0.89	0.87	0.80	0.90	\$74.77	86	0.69M
	All	Individual	0.91	<b>0.92</b>	0.81	<b>0.93</b>	\$133.08	377	1.32M
	Individual	All	<b>0.94</b>	0.86	<b>0.85</b>	0.92	\$780.99	1118	6.61M
	Individual	Individual	0.92	0.89	0.82	0.92	\$1021.65	4901	8.93M

et al., 2019). We use this definition for consistency when reporting Macro/Micro-F1 scores as well.

We also measure several efficiency metrics: (1) total number of tokens (both prompt and completion) used by the LLM to generate its predictions; (2) total cost (in USD) of making predictions; (3) and total number of API calls made to the LLM (as a proxy for time taken).

#### 4.3. Baselines

In addition to the LLMs we test, we consider two baselines. First, the best model from the original 2018 n2c2 competition, which achieved an Overall Micro-F1 of 0.91 (Oleynik et al., 2019). We refer to this model as “Prior SOTA.” It utilized hand-crafted rules, negation detection, family history detection, and regular expressions (Oleynik et al., 2019). We also consider simply predicting the class prevalence for each criterion, and refer to this as “Baseline”.

#### 4.4. Interpretability

Unlike the rule-based Prior SOTA, our LLMs are able to output natural language rationales justifying their decisions. We recruit two clinicians to manually review the rationales generated by our best-performing model (GPT-4). Specifically, for each of the 13 criteria, we sample 20 patients for which GPT-4 made an incorrect prediction and 20 patients for which GPT-4 made a correct prediction. For criterion where GPT-4 made less than 20 incorrect predictions, we simply

include all mispredictions. This gave us a total of 486 rationales.

## 5. Results

We evaluate our LLM-based systems on the 2018 n2c2 Cohort Selection Challenge dataset (Stubbs et al., 2019).

### 5.1. Zero-Shot Criteria Assessment

For our initial zero-shot evaluation, we feed the entire patient’s medical history into the LLM and have it predict all criteria at once per the *ACIN* prompting strategy. All of the models we test are able to fit each patient’s history into their context windows. We report our results in Table 3.1. Despite not being tuned for trial matching or provided any in-context examples, GPT-4 beats the state-of-the-art by a margin of +6 Macro-F1 and +2 Micro-F1 points. We provide criterion-level confusion matrices for this model in Appendix Figure 4.

The open source models perform worse than GPT-3.5, and GPT-3.5 performs significantly worse than GPT-4 (Bubeck et al., 2023). This aligns with prior evaluations of LLMs on EHR-based tasks (Fleming et al., 2023), and suggests that prior trial matching work based on GPT-3.5 has significantly underestimated the capabilities of LLMs for this task (Jin et al., 2023).

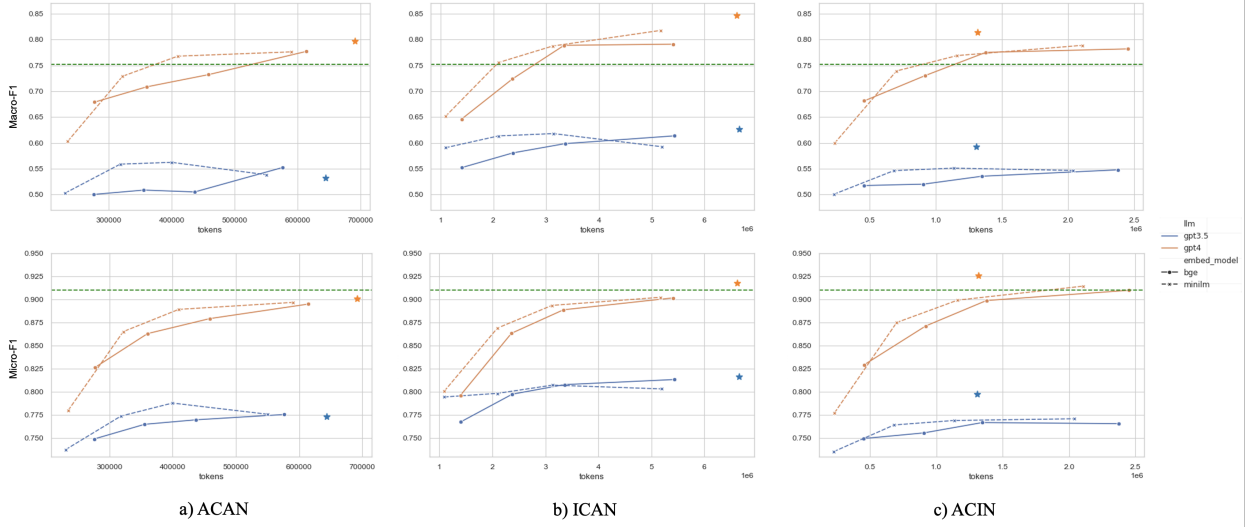


Figure 2: Model performance increases as the number ( $k$ ) of retrieved documents increases, but quickly plateaus with diminishing returns. We test  $k \in \{1, 3, 5, 10\}$ . Each subfigure is a different prompting strategy. The y-axis is model performance (Macro/Micro-F1) and the x-axis is the total number of tokens processed by the model. **Orange** is GPT-4, **blue** is GPT-3.5, and the **green** line is the prior state-of-the-art. **Stars** represent each model’s best performance when feeding in all notes. The MiniLM embedding model is the dashed line, while BGE is the solid line.

## 5.2. Prompt Engineering

The n2c2 benchmark does not come with a predefined set of prompts, but instead provides a set of sparse definitions for each criteria (see Appendix Table 8.1). As the low inter-rater agreement between clinicians suggests, these definitions did not fully capture how the dataset was labeled. Thus, to design our prompts, we randomly sampled three patients who met and did not meet each eligibility criteria from the training dataset, and used this corpus to manually refine the definition of each criterion. We provide our “improved” criteria in Appendix Table 8.1, and demonstrate in Table 3.1 that increasing the specificity of criteria is an essential first step in using an LLM. In a real-world setting, this step could be avoided by directly using the detailed protocols provided by trial sponsors (DNDi, 2018; Limited, 2017).

We ablate the 4 prompting strategies detailed in Section 3.2. As shown in Table 4, the *ACAN* strategy performs worst, while the rest of the strategies appear to be relatively equivalent in performance. When cost is considered, however, the *ACIN* strategy becomes the clear winner – **the *ACIN* strategy achieves the best Micro-F1 at almost an order of mag-**

**nitude lower cost, API calls, and tokens used** than the other prompting strategies. *ACIN* passes each note through the LLM once and has it evaluate all criteria simultaneously, whereas the strategies relying on “Individual Criteria” pass each note through the LLM 13 times (once for each criterion). Thus, careful prompting can result in meaningful cost savings with virtually no drop in accuracy.

## 5.3. Retrieval Pipeline

We test different cutoff values of  $k$  for the number of chunks to retrieve, and measure its impact on GPT-4’s performance under the *ACAN*, *ACIN*, and *ICAN* prompting strategies.

In Figure 5, we plot the performance of the model on the y-axis and the amount of tokens used on the x-axis. In these plots, the orange line is GPT-4, the blue line is GPT-3.5, the green line is the prior state-of-the-art, and the star is the non-retrieval-based implementation of each model. With our best embedding model, MiniLM, we are able to surpass the prior state-of-the-art on Macro-F1 using roughly one-third and one-half as many tokens as needed in the vanilla *ICAN* and *ACAN* strategies, respectively. While

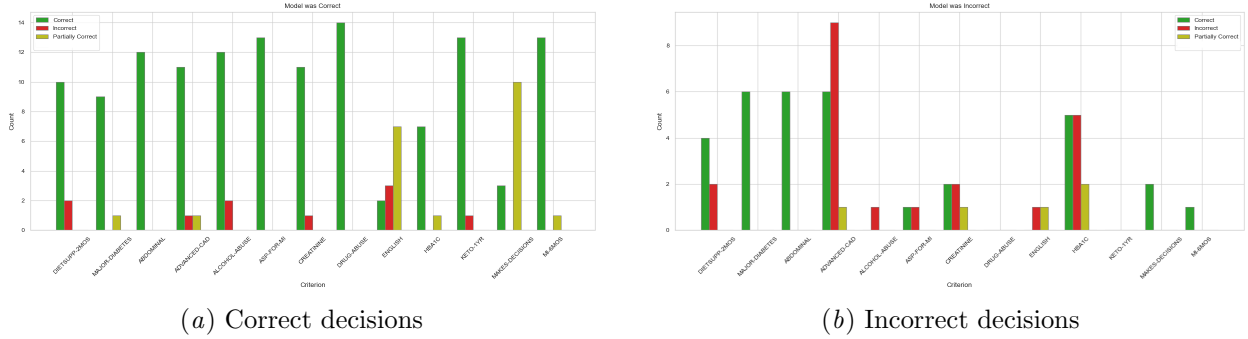


Figure 3: Clinician assessment of whether the rationales generated by GPT-4 were correct (green), partially correct (yellow), or incorrect (red), split by whether GPT-4’s corresponding eligibility decision was evaluated as correct (a) or incorrect (b) according to the n2c2 benchmark.

both methods approach the state-of-the-art on Micro-F1, neither retrieval-based method is able to fully achieve it without using the full note. There appears to be an unresolved gap in performance when relying on a retrieval-based system to curate patient information. Additionally, the cost benefits of the retrieval pipeline largely depend on the prompting strategy used – since the *ACIN* strategy feeds each chunk separately through the model, once  $k$  exceeds the number of total notes in a patient’s EHR, then the cost of using the retrieval pipeline ends up exceeding the cost of simply using full notes without retrieval.

#### 5.4. Interpretability

We sample 468 rationales generated by GPT-4 using the *ICAN* prompting strategy, and have two clinicians evaluate their veracity. We use the *ICAN* version of the system in order to cleanly disambiguate each individual criterion’s prediction. Each rationale was evaluated on a 3-part scale: Correct, Partially Correct, and Incorrect, based on how accurately it aligned to the relevant patient’s EHR.

The results in Figure 5 show that GPT-4 is able to provide legitimate rationales for most its decisions. When GPT-4 makes a correct eligibility decision, 89% of its rationales were judged as fully correct, 8% as partially correct, and 3% as incorrect. When GPT-4 made an incorrect eligibility decision, its rationales were split 67/8/25% between correct/partially correct/incorrect. This indicates that either the “ground truth” label of the n2c2 benchmark is incorrect, or that there is legitimate variation in clinical judge-

ment as to whether the patient meets a criterion. This nuance is something that an LLM can better capture through its natural language generation abilities, whereas traditional rule-based and deep learning models cannot.

The most common errors noted by our clinician evaluators were pulling outdated medications and lab test values when mentioned across multiple notes (e.g. HBA1C values), inaccurately assessing the language of the patient when mentioned in a note, and over/under-weighting the severity of indicators of cardiovascular disease.

#### 6. Discussion

In this work, we developed a zero-shot LLM-based pipeline to match patients to clinical trials. We achieved state-of-the-art performance on the 2018 n2c2 cohort selection challenge, achieving gains of +6 Macro-F1 and +2 Micro-F1 points over the prior best model without any feature engineering. Unlike prior methods, our system also provides interpretable rationale for its predictions, thereby allowing for human oversight and collaboration. Clinician evaluators disagreed with the LLM-generated rationales only 3% of the time when the LLM made a correct eligibility decision, and 25% of the time when it made an incorrect decision. Finally, we show that a preliminary retrieval step can preserve high performance while reducing token usage, and that thoughtful prompting strategies can lead to large cost savings.

In contrast to prior work, we do no fine-tuning or updates to the underlying LLM’s weights. Nor do we

provide in-context few shot examples. This illustrates the unique scalability advantages that LLMs such as GPT-4 offer, as they can be seamlessly repurposed for arbitrary trials so long as definitions for the criteria are known. In contrast to prior rule-based systems, the LLMs we test demonstrate robust clinical language understanding and general reasoning capabilities.

If our results generalize, then **LLMs represent a viable solution for clinical trial patient identification** given their accuracy, efficiency, and cost-effectiveness. Our GPT-4-based system is **accurate**, as shown in Table 3.1, and is able to output coherent explanations for the majority of its decisions, as depicted in Figure 5. It is **an order of magnitude faster** than today’s clinical trials operate, as it was able to evaluate all 86 patients in roughly two hours versus the one patient per hour expected for Phase III trials (Penberthy et al., 2012). Our pipeline is also **more cost-effective**, as Table 4 shows that the cost for using GPT-4 with the *ACIN* strategy to screen a single patient is roughly \$1.55, whereas prior estimates for a Phase III trial peg the cost per patient at \$34.75<sup>1</sup> (Penberthy et al., 2012), a gap that will likely widen as models become more efficient.

There are major limitations of our work. First, the size of our dataset is dwarfed by the scale of most health systems’ EHRs, which underscores the need for using preliminary retrieval-based pipelines which can reduce the amount of tokens that an LLM must process to match each patient. Second, the benchmark we use – the 2018 n2c2 cohort challenge – is a significant simplification of actual trial matching. It only covers inclusion criteria, only includes English, and its formatting might not generalize to other EHRs. Third, although our LLM-based system achieved state-of-the-art results on this benchmark, further evaluations are required to assess the safety and failure modes of applying these models in production settings. Fourth, the use of proprietary models such as GPT-4 may not be feasible for health systems that do not have HIPAA-compliant Azure instances.

At a higher level, there are also open questions as to whether low enrollment in trials is a function of not being able to match patients (which this work addresses) or is instead primarily due to the stringency of the eligibility criteria themselves (Liu et al., 2021). While beyond the scope of this work, we believe that improving the design of eligibility criteria

presents another interesting research direction which could benefit from the application of more sophisticated models such as LLMs (Liu et al., 2021).

## 7. Conclusion

As our results demonstrate, LLMs have the potential to accelerate the matching of patients to clinical trials through their robust reasoning and natural language capabilities. Given the central importance of patient recruitment to drug discovery, we hope this work inspires further exploration of applying LLMs to clinical trial operations.

## Acknowledgments

This work was supported in part by the Clinical Excellence Research Center at Stanford Medicine and Technology and Digital Solutions at Stanford Healthcare. MW is supported by an HAI Graduate Fellowship. AL is supported by an ARC Institute Graduate Fellowship.

## References

- Josh Achiam, Steven Adler, Sandhini Agarwal, Lama Ahmad, Ilge Akkaya, Florencia Leoni Aleman, Diogo Almeida, Janko Altschmidt, Sam Altman, Shyamal Anadkat, et al. Gpt-4 technical report. *arXiv preprint arXiv:2303.08774*, 2023.
- Monica Agrawal, Stefan Hegselmann, Hunter Lang, Yoon Kim, and David Sontag. Large language models are few-shot clinical information extractors. In *Proceedings of the 2022 Conference on Empirical Methods in Natural Language Processing*, pages 1998–2022, 2022.
- Rohan Anil, Sebastian Borgeaud, Yonghui Wu, Jean-Baptiste Alayrac, Jiahui Yu, Radu Soricut, Johan Schalkwyk, Andrew M Dai, Anja Hauth, et al. Gemini: a family of highly capable multimodal models. *arXiv preprint arXiv:2312.11805*, 2023.
- Amira Bouzalmate, Paloma Massó Guijarro, Khalid Saeed Khan, Aurora Bueno-Cavanillas, and Naomi Cano-Ibáñez. Benefits of participation in clinical trials: An umbrella review. *International Journal of Environmental Research and Public Health*, 19(22):15368, 2022.

1. See Table 3,  $\$38193.70/1099 = \$34.75$  cost per patient screened.

- Mette Brøgger-Mikkelsen, Zarqa Ali, John R Zibert, Anders Daniel Andersen, and Simon Francis Thomsen. Online patient recruitment in clinical trials: systematic review and meta-analysis. *Journal of medical Internet research*, 22(11):e22179, 2020.
- Tom Brown, Benjamin Mann, Nick Ryder, Melanie Subbiah, Jared D Kaplan, Prafulla Dhariwal, Arvind Neelakantan, Pranav Shyam, Girish Sastry, Amanda Askell, et al. Language models are few-shot learners. *Advances in neural information processing systems*, 33:1877–1901, 2020.
- Sébastien Bubeck, Varun Chandrasekaran, Ronen Eldan, Johannes Gehrke, Eric Horvitz, Ece Kamar, Peter Lee, Yin Tat Lee, Yuanzhi Li, Scott Lundberg, et al. Sparks of artificial general intelligence: Early experiments with gpt-4. *arXiv preprint arXiv:2303.12712*, 2023.
- Denise Calaprice-Whitty, Karim Galil, Wael Salloum, Ashkon Zariv, and Bernal Jimenez. Improving clinical trial participant prescreening with artificial intelligence (ai): a comparison of the results of ai-assisted vs standard methods in 3 oncology trials. *Therapeutic Innovation & Regulatory Science*, 54: 69–74, 2020.
- Deloitte. Intelligent clinical trials. *Deloitte*, 2020. URL [https://www2.deloitte.com/content/dam/insights/us/articles/22934\\_intelligent-clinical-trials/DI\\_Intelligent-clinical-trials.pdf](https://www2.deloitte.com/content/dam/insights/us/articles/22934_intelligent-clinical-trials/DI_Intelligent-clinical-trials.pdf).
- DNDi. Double-blind, double-dummy, phase 2 randomized, multicenter, proof-of-concept, safety and efficacy trial to evaluate different oral benznidazole monotherapy and benznidazole/e1224 combination regimens for the treatment of adult patients with chronic indeterminate chagas disease. 2018. URL <https://dndi.org/wp-content/uploads/2020/07/DNDi-Clinical-Trial-Protocol-BENDITA-V5.pdf>.
- FDA. Enhancing the diversity of clinical trial populations—eligibility criteria, enrollment practices, and trial designs guidance for industry. *Center for Biologics Evaluation and Research Center for Drug Evaluation and Research*. <https://www.fda.gov/regulatory-information/search-fda-guidance-documents/enhancing-diversity-clinical-trial-populations-eligibility-criteria-enrollment-practices-and-trial>. Published, 2020.
- Scott L Fleming, Alejandro Lozano, William J Haberkorn, Jenelle A Jindal, Eduardo P Reis, Rahul Thapa, Louis Blankemeier, Julian Z Genkins, Ethan Steinberg, Ashwin Nayak, et al. Medalign: A clinician-generated dataset for instruction following with electronic medical records. *arXiv preprint arXiv:2308.14089*, 2023.
- Junyi Gao, Cao Xiao, Lucas M. Glass, and Jimeng Sun. COMPOSE: Cross-Modal Pseudo-Siamese Network for Patient Trial Matching. In *Proceedings of the 26th ACM SIGKDD International Conference on Knowledge Discovery & Data Mining*, KDD '20, pages 803–812, New York, NY, USA, August 2020. Association for Computing Machinery. ISBN 978-1-4503-7998-4. doi: 10.1145/3394486.3403123. URL <https://doi.org/10.1145/3394486.3403123>.
- Sebastian Gehrmann, Franck Dernoncourt, Yeran Li, Eric T Carlson, Joy T Wu, Jonathan Welt, John Foote Jr, Edward T Moseley, David W Grant, Patrick D Tyler, et al. Comparing rule-based and deep learning models for patient phenotyping. *arXiv preprint arXiv:1703.08705*, 2017.
- Akshay Goel, Almog Gueta, Omry Gilon, Chang Liu, Sofia Erell, Lan Huong Nguyen, Xiaohong Hao, Bolous Jaber, Shashir Reddy, Rupesh Kartha, et al. Llms accelerate annotation for medical information extraction. In *Machine Learning for Health (ML4H)*, pages 82–100. PMLR, 2023.
- Javier González, Cliff Wong, Zelalem Gero, Jass Bagga, Risa Ueno, Isabel Chien, Eduard Orakvin, Emre Kiciman, Aditya Nori, Roshanthi Weerasinghe, et al. Trialscope a unifying causal framework for scaling real-world evidence generation with biomedical language models. *arXiv preprint arXiv:2311.01301*, 2023.
- Jeremy Howard and Sebastian Ruder. Universal language model fine-tuning for text classification. *arXiv preprint arXiv:1801.06146*, 2018.
- Albert Q Jiang, Alexandre Sablayrolles, Antoine Roux, Arthur Mensch, Blanche Savary, Chris Bamford, Devendra Singh Chaplot, Diego de las Casas, Emma Bou Hanna, Florian Bressand, et al. Mixtral of experts. *arXiv preprint arXiv:2401.04088*, 2024.

- Lavender Yao Jiang, Xujin Chris Liu, Nima Pour Nejatian, Mustafa Nasir-Moin, Duo Wang, Anas Abidin, Kevin Eaton, Howard Antony Riina, Ilya Laufer, Paawan Punjabi, et al. Health system-scale language models are all-purpose prediction engines. *Nature*, pages 1–6, 2023.
- Qiao Jin, Zifeng Wang, Charalampos S Floudas, Jiemeng Sun, and Zhiyong Lu. Matching patients to clinical trials with large language models. *ArXiv*, 2023.
- Tian Kang, Shaodian Zhang, Youlan Tang, Gregory W Hruby, Alexander Rusanov, Noémie Elhadad, and Chunhua Weng. EliIE: An open-source information extraction system for clinical trial eligibility criteria. *Journal of the American Medical Informatics Association*, 24(6):1062–1071, November 2017. ISSN 1067-5027, 1527-974X. doi: 10.1093/jamia/ocx019. URL <https://academic.oup.com/jamia/article/24/6/1062/3098256>.
- Jared Kaplan, Sam McCandlish, Tom Henighan, Tom B Brown, Benjamin Chess, Rewon Child, Scott Gray, Alec Radford, Jeffrey Wu, and Dario Amodei. Scaling laws for neural language models. *arXiv preprint arXiv:2001.08361*, 2020.
- Hyoun-Joong Kong. Managing unstructured big data in healthcare system. *Healthcare informatics research*, 25(1):1–2, 2019.
- Vishesh Kumar, Amber Stubbs, Stanley Shaw, and Özlem Uzuner. Creation of a new longitudinal corpus of clinical narratives. *Journal of biomedical informatics*, 58:S6–S10, 2015.
- Woosuk Kwon, Zhuohan Li, Siyuan Zhuang, Ying Sheng, Lianmin Zheng, Cody Hao Yu, Joseph E. Gonzalez, Hao Zhang, and Ion Stoica. Efficient memory management for large language model serving with pagedattention. In *Proceedings of the ACM SIGOPS 29th Symposium on Operating Systems Principles*, 2023.
- Robert Leaman, Ritu Khare, and Zhiyong Lu. Challenges in clinical natural language processing for automated disorder normalization. *Journal of biomedical informatics*, 57:28–37, 2015.
- Leading Biopharm Limited. A phase ii, randomized, double-blind, placebo-controlled study to evaluate the safety and efficacy of tj301 (fe 999301) administered intravenously in patients with active ulcerative colitis. 2017. URL [https://classic.clinicaltrials.gov/ProvidedDocs/52/NCT03235752/Prot\\_000.pdf](https://classic.clinicaltrials.gov/ProvidedDocs/52/NCT03235752/Prot_000.pdf).
- Ruishan Liu, Shemra Rizzo, Samuel Whipple, Navdeep Pal, Arturo Lopez Pineda, Michael Lu, Brandon Arnieri, Ying Lu, William Capra, Ryan Copping, et al. Evaluating eligibility criteria of oncology trials using real-world data and ai. *Nature*, 592(7855):629–633, 2021.
- Louise Locock and Lorraine Smith. Personal benefit, or benefiting others? deciding whether to take part in clinical trials. *Clinical Trials*, 8(1):85–93, 2011. doi: 10.1177/1740774510392257. URL <https://doi.org/10.1177/1740774510392257>. PMID: 21163854.
- Fatima N Mirza, Oliver Y Tang, Ian D Connolly, Hael A Abdulrazeq, Rachel K Lim, G Dean Royce, Cedric Priebe, Cheryl Chandler, Tiffany J Libby, Michael W Groff, et al. Using chatgpt to facilitate truly informed medical consent. *NEJM AI*, page A1cs2300145, 2024.
- Mauro Nievas, Aditya Basu, Yanshan Wang, and Hrituraj Singh. Distilling large language models for matching patients to clinical trials. *arXiv preprint arXiv:2312.09958*, 2023.
- A Nuttall. Considerations for improving patient recruitment into clinical trials. *Clinical Leader Newsletter*, 2012. URL <http://vertassets.blob.core.windows.net/download/64c39d7e/64c39d7e-c643-457b-aec2-9ff7b65b3ad2/rdprecrutmentwhitepaper.pdf>.
- Michel Oleynik, Amila Kugic, Zdenko Kasáč, and Markus Kreuzthaler. Evaluating shallow and deep learning strategies for the 2018 n2c2 shared task on clinical text classification. *Journal of the American Medical Informatics Association*, 26(11):1247–1254, 2019.
- OpenAI. Openai pricing, 2024. URL <https://openai.com/pricing>.
- Lynne T Penberthy, Bassam A Dahman, Valentina I Petkov, and Jonathan P DeShazo. Effort required in eligibility screening for clinical trials. *Journal of Oncology Practice*, 8(6):365–370, 2012.

- Bowen Peng, Jeffrey Quesnelle, Honglu Fan, and Enrico Shippole. Yarn: Efficient context window extension of large language models. *arXiv preprint arXiv:2309.00071*, 2023.
- Nils Reimers and Iryna Gurevych. Sentence-bert: Sentence embeddings using siamese bert-networks. In *Proceedings of the 2019 Conference on Empirical Methods in Natural Language Processing*. Association for Computational Linguistics, 11 2019. URL <https://arxiv.org/abs/1908.10084>.
- Amber Stubbs and Özlem Uzuner. Annotating longitudinal clinical narratives for de-identification: The 2014 i2b2/uthealth corpus. *Journal of biomedical informatics*, 58:S20–S29, 2015.
- Amber Stubbs, Michele Filannino, Ergin Soysal, Samuel Henry, and Özlem Uzuner. Cohort selection for clinical trials: n2c2 2018 shared task track 1. *Journal of the American Medical Informatics Association*, 26(11):1163–1171, 2019.
- Hugo Touvron, Louis Martin, Kevin Stone, Peter Albert, Amjad Almahairi, Yasmine Babaei, Nikolay Bashlykov, Soumya Batra, Prajjwal Bhargava, Shruti Bhosale, et al. Llama 2: Open foundation and fine-tuned chat models. *arXiv preprint arXiv:2307.09288*, 2023.
- Tao Tu, Anil Palepu, Mike Schaeckermann, Khaled Saab, Jan Freyberg, Ryutaro Tanno, Amy Wang, Brenna Li, Mohamed Amin, Nenad Tomasev, et al. Towards conversational diagnostic ai. *arXiv preprint arXiv:2401.05654*, 2024.
- Jason Wei, Xuezhi Wang, Dale Schuurmans, Maarten Bosma, Fei Xia, Ed Chi, Quoc V Le, Denny Zhou, et al. Chain-of-thought prompting elicits reasoning in large language models. *Advances in Neural Information Processing Systems*, 35:24824–24837, 2022.
- C. Weng, X. Wu, Z. Luo, M. R. Boland, D. Theodoratos, and S. B. Johnson. EliXR: an approach to eligibility criteria extraction and representation. *Journal of the American Medical Informatics Association*, 18(Supplement 1):i116–i124, December 2011. ISSN 1067-5027, 1527-974X. doi: 10.1136/amiajnl-2011-000321. URL <https://academic.oup.com/jamia/article-lookup/doi/10.1136/amiajnl-2011-000321>.
- Brandon T Willard and Rémi Louf. Efficient guided generation for llms. *arXiv preprint arXiv:2307.09702*, 2023.
- Cliff Wong, Sheng Zheng, Yu Gu, Christine Moun, Jacob Abel, Naoto Usuyama, Roshanthi Weerasinghe, Brian Piening, Tristan Naumann, Carlo Bifulco, et al. Scaling clinical trial matching using large language models: A case study in oncology. *arXiv preprint arXiv:2308.02180*, 2023.
- Marcus Woo. An ai boost for clinical trials. *Nature*, 573(7775):S100–S100, 2019.
- Yongqin Xian, Christoph H Lampert, Bernt Schiele, and Zeynep Akata. Zero-shot learning—a comprehensive evaluation of the good, the bad and the ugly. *IEEE transactions on pattern analysis and machine intelligence*, 41(9):2251–2265, 2018.
- Shitao Xiao, Zheng Liu, Peitian Zhang, and Niklas Muennighoff. C-pack: Packaged resources to advance general chinese embedding, 2023.
- Chi Yuan, Patrick B Ryan, Casey Ta, Yixuan Guo, ZirHe2022RethinkingWRan Li, Jill Hardin, Rupa Makadia, Peng Jin, Ning Shang, Tian Kang, and Chunhua Weng. Criteria2Query: a natural language interface to clinical databases for cohort definition. *Journal of the American Medical Informatics Association*, 26(4):294–305, April 2019. ISSN 1527-974X. doi: 10.1093/jamia/ocy178. URL <https://academic.oup.com/jamia/article/26/4/294/5308980>.
- Xingyao Zhang, Cao Xiao, Lucas M. Glass, and Jimeng Sun. DeepEnroll: Patient-Trial Matching with Deep Embedding and Entailment Prediction. In *Proceedings of The Web Conference 2020*, WWW ’20, pages 1029–1037, New York, NY, USA, April 2020. Association for Computing Machinery. ISBN 978-1-4503-7023-3. doi: 10.1145/3366423.3380181. URL <https://doi.org/10.1145/3366423.3380181>.

## 8. Appendix

### 8.1. Compute Environment

Experiments are performed in a local on-prem university compute environment using 24 Intel Xeon 2.70GHz CPU cores, 8 Nvidia V100 GPUs, 4 Nvidia A100 GPUs, and 1.48 TB of RAM. All compute environments supported HIPAA-compliant data protocols.

Table 4: Criteria-level breakdown for best model (GPT-4 using the *ACIN* prompt)

Criteria	True Value	Prec.	Rec.	F1	Support
ABDOMINAL	MET	0.7097	0.7333	0.7213	30
ABDOMINAL	NOT MET	0.8545	0.8393	0.8468	56
ADVANCED-CAD	MET	0.8542	0.9111	0.8817	45
ADVANCED-CAD	NOT MET	0.8947	0.8293	0.8608	41
ALCOHOL-ABUSE	MET	0.5000	0.6667	0.5714	3
ALCOHOL-ABUSE	NOT MET	0.9878	0.9759	0.9818	83
ASP-FOR-MI	MET	0.8590	0.9853	0.9178	68
ASP-FOR-MI	NOT MET	0.8750	0.3889	0.5385	18
CREATININE	MET	0.8333	0.8333	0.8333	24
CREATININE	NOT MET	0.9355	0.9355	0.9355	62
DIETSUPP-2MOS	MET	0.9286	0.8864	0.9070	44
DIETSUPP-2MOS	NOT MET	0.8864	0.9286	0.9070	42
DRUG-ABUSE	MET	0.7500	1.0000	0.8571	3
DRUG-ABUSE	NOT MET	1.0000	0.9880	0.9939	83
ENGLISH	MET	0.9863	0.9863	0.9863	73
ENGLISH	NOT MET	0.9231	0.9231	0.9231	13
HBA1C	MET	0.9394	0.8857	0.9118	35
HBA1C	NOT MET	0.9245	0.9608	0.9423	51
KETO-1YR	MET	0.0000	0.0000	0.0000	0
KETO-1YR	NOT MET	1.0000	1.0000	1.0000	86
MAJOR-DIABETES	MET	0.9730	0.8372	0.9000	43
MAJOR-DIABETES	NOT MET	0.8571	0.9767	0.9130	43
MAKES-DECISIONS	MET	0.9651	1.0000	0.9822	83
MAKES-DECISIONS	NOT MET	0.0000	0.0000	0.0000	3
MI-6MOS	MET	1.0000	0.7500	0.8571	8
MI-6MOS	NOT MET	0.9750	1.0000	0.9873	78

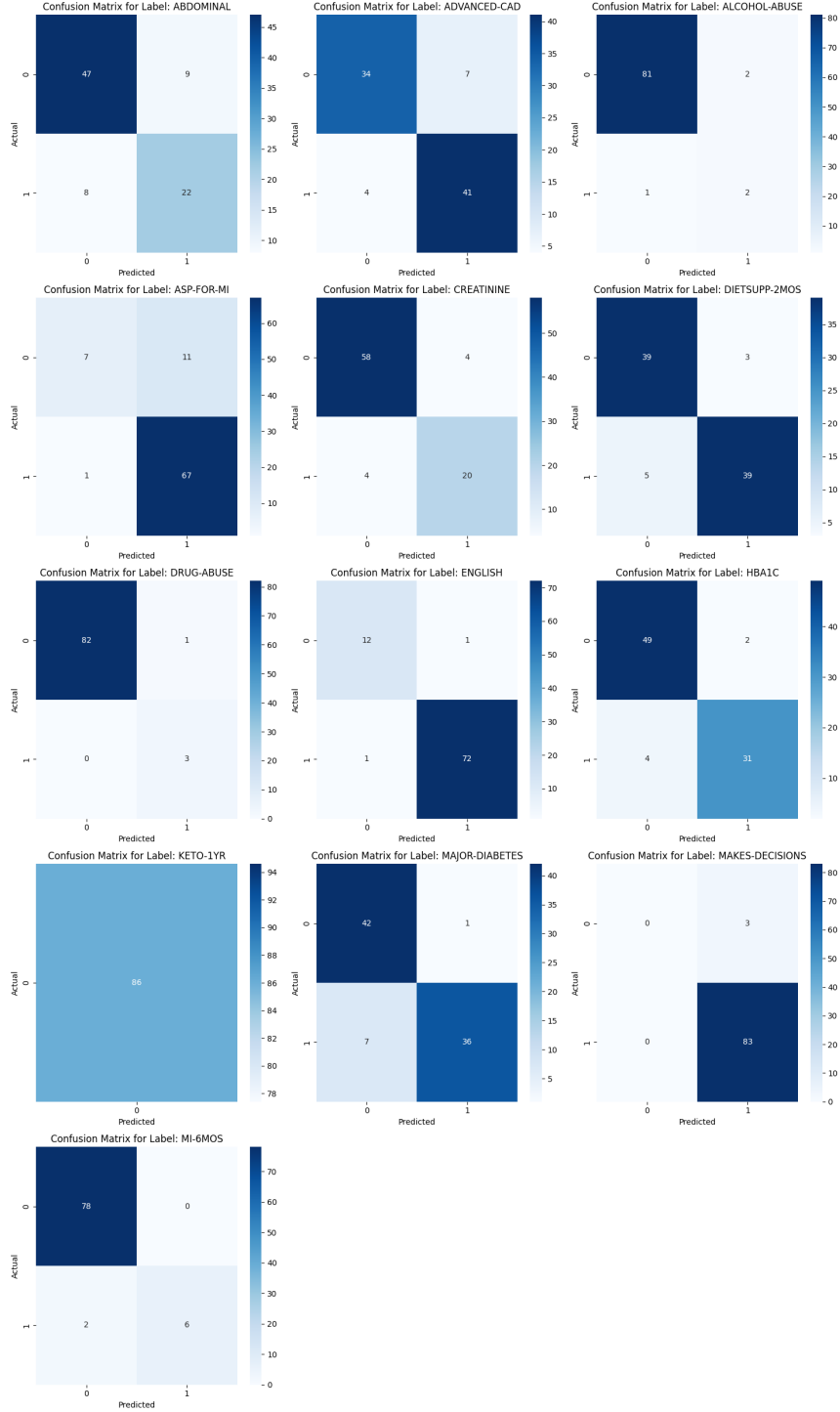


Figure 4: Confusion matrices for all criteria for best performing model (GPT-4 using the *ACIN* prompt).

Table 5: Eligibility criteria in the 2018 n2c2 cohort selection dataset, along with the percentage of patients who meet each criterion in the test set. Definitions taken verbatim from (Stubbs et al., 2019).

Criteria	Definition	Prevalence
ABDOMINAL	History of intra-abdominal surgery, small or large intestine resection, or small bowel obstruction	0.35
ADVANCED-CAD	Advanced cardiovascular disease (CAD). For the purposes of this annotation, we define “advanced” as having 2 or more of the following: • Taking 2 or more medications to treat CAD • History of myocardial infarction (MI) • Currently experiencing angina • Ischemia, past or present	0.52
ALCOHOL-ABUSE	Current alcohol use over weekly recommended limits	0.03
ASP-FOR-MI	Use of aspirin to prevent MI	0.79
CREATININE	Serum creatinine > upper limit of normal	0.28
DIETSUPP-2MOS	Taken a dietary supplement (excluding vitamin D) in the past 2 months	0.51
DRUG-ABUSE	Drug abuse, current or past	0.03
ENGLISH	Patient must speak English	0.85
HBA1C	Any hemoglobin A1c (HbA1c) value between 6.5% and 9.5%	0.41
KETO-1YR	Diagnosis of ketoacidosis in the past year	0.00
MAJOR-DIABETES	Major diabetes-related complication. For the purposes of this annotation, we define “major complication” (as opposed to “minor complication”) as any of the following that are a result of (or strongly correlated with) uncontrolled diabetes: • Amputation • Kidney damage • Skin conditions • Retinopathy • nephropathy • neuropathy	0.50
MAKES-DECISIONS	Patient must make their own medical decisions	0.97
MI-6MOS	MI in the past 6 months	0.09

Table 6: "Improved" criteria definitions used in our prompts.

Criteria	Definition
ABDOMINAL	History of intra-abdominal surgery. This could include any form of intra-abdominal surgery, including but not limited to small/large intestine resection or small bowel obstruction
ADVANCED-CAD	Advanced cardiovascular disease (CAD). For the purposes of this annotation, we define "advanced" as having 2 or more of the following: (a) Taking 2 or more medications to treat CAD (b) History of myocardial infarction (MI) (c) Currently experiencing angina (d) Ischemia, past or present. The patient must have at least 2 of these categories (a,b,c,d) to meet this criterion, otherwise the patient does not meet this criterion. For ADVANCED-CAD, be strict in your evaluation of the patient – if they just have cardiovascular disease, then they do not meet this criterion.
ALCOHOL-ABUSE	Current alcohol use over weekly recommended limits
ASP-FOR-MI	Use of aspirin for preventing myocardial infarction (MI).
CREATININE	Serum creatinine level above the upper normal limit
DIETSUPP-2MOS	Consumption of a dietary supplement (excluding vitamin D) in the past 2 months. To assess this criterion, go through the list of medications and supplements taken from the note. If a substance could potentially be used as a dietary supplement (i.e. it is commonly used as a dietary supplement, even if it is not explicitly stated as being used as a dietary supplement), then the patient meets this criterion. Be lenient and broad in what is considered a dietary supplement. For example, a 'multivitamin' and 'calcium carbonate' should always be considered a dietary supplement if they are included in this list.
DRUG-ABUSE	Current or past history of drug abuse
ENGLISH	Patient speaks English. Assume that the patient speaks English, unless otherwise explicitly noted. If the patient's language is not mentioned in the note, then assume they speak English and thus meet this criteria.
HBA1C	Any hemoglobin A1c (HbA1c) value between 6.5% and 9.5%
KETO-1YR	Diagnosis of ketoacidosis within the past year
MAJOR-DIABETES	Major diabetes-related complication. Examples of "major complication" (as opposed to "minor complication") include, but are not limited to, any of the following that are a result of (or strongly correlated with) uncontrolled diabetes: • Amputation • Kidney damage • Skin conditions • Retinopathy • nephropathy • neuropathy. Additionally, if multiple conditions together imply a severe case of diabetes, then count that as a major complication.
MAKES-DECISIONS	Patient must make their own medical decisions. Assume that the patient makes their own medical decisions, unless otherwise explicitly noted. There is no information provided about the patient's ability to make their own medical decisions, then assume they do make their own decisions and therefore meet this criteria
MI-6MOS	Myocardial infarction (MI) within the past 6 months

```

# Task
Your job is to decide which of the following inclusion criteria the given patient meets.

# Patient

Below is a clinical note describing the patient's current health status:

'''
{note}
'''

# Current Date

Assume that the current date is: {current_date}
# Inclusion Criteria

The inclusion criteria being assessed are listed below, followed by their definitions:
{section_criteria}

# Assessment

For each of the criteria above, use the patient's clinical note to determine whether the patient meets each criteria. Think step by step, and justify your answer.

Format your response as a JSON list of dictionaries, where each dictionary contains the following elements:
* criterion: str - The name of the criterion being assessed
* medications_and_supplements: List[str] - The names of all current medications and supplements that the patient is taking
* rationale: str - Your reasoning as to why the patient does or does not meet that criterion
* is_met: bool - "true" if the patient meets that criterion, or it can be inferred that they meet that criterion with common sense. "false" if the patient does not or it is impossible to assess this given the provided information.
* confidence: str - Either "low", "medium", or "high" to reflect your confidence in your response

An example of how your JSON response should be formatted is shown below, where the list of JSON dictionaries is stored in the "assessments" key:
'''json
{
  "assessments": [
    {
      "criteria_1": "something",
      "medications_and_supplements": [ "medication_1", "medication_2"],
      "rationale": "something something",
      "is_met": true/false,
      "confidence": "low/medium/high",
    },
    {
      "criteria_2": "something",
      "medications_and_supplements": [],
      "rationale": "something something",
      "is_met": true/false,
      "confidence": "low/medium/high",
    },
    ...
  ]
}
'''

The above example is only for illustration purposes only. It does not reflect the actual criteria or patient for this task.

Please analyze the given patient and inclusion criteria. Remember to include all inclusion criteria in your returned JSON dictionary. Please provide your JSON response:

```

Figure 5: The prompt template we use for the **All Criteria** setting, i.e. the *ACIN* and *ACAN* strategies. The only variables injected into this prompt are **note**, **section\_criteria**, and **current\_date**. Respectively, these contain the text from the patient’s EHR, the definitions of the inclusion criteria being evaluated, and the date of the last note in the patient’s EHR.

```

# Task
Your job is to decide whether the given patient meets the inclusion criterion.

# Patient

Below is a clinical note describing the patient's current health status:
...
{note}
...

# Current Date

Assume that the current date is: {current_date}
# Inclusion Criterion

The inclusion criterion being assessed is: "{criterion}: {definition}"

# Assessment

Given the criterion above, use the patient's clinical note to determine whether the patient meets this criterion. Think step by step, and justify your answer.

Format your response as a JSON object with the following keys:
* criterion: str - The name of the criterion being assessed
* medications_and_supplements: List[str] - The names of all current medications and supplements that the patient is taking
* rationale: str - Your reasoning as to why the patient does or does not meet the criterion
* is_met: bool - "true" if the patient meets that criterion, or it can be inferred that they meet that criterion with common sense. "false" if the patient does not or it is impossible to assess this given the provided information.
* confidence: str - Either "low", "medium", or "high" to reflect your confidence in your response

An example of how your JSON response should be formatted is shown below:
```json
{
  "criterion": "{criterion}",
  "medications_and_supplements": [ "medication_1", "medication_2"],
  "rationale": "something something",
  "is_met": true/false,
  "confidence": "low/medium/high",
}
```
...
The above example is only for illustration purposes only. It does not reflect the actual criterion or patient for this task.

Please provide your response:

```

Figure 6: The prompt template we use for the **Individual Criteria** setting, i.e. the *ICIN* and *ICAN* strategies. The only variables injected into this prompt are **note**, **section\_criteria**, and **current\_date**. Respectively, these contain the text from the patient’s EHR, the definitions of the inclusion criteria being evaluated, and the date of the last note in the patient’s EHR.