

Asymptotics of feature learning in two-layer networks after one gradient-step

Hugo Cui¹, Luca Pesce², Yatin Dandi², Florent Krzakala², Yue M. Lu³,
Lenka Zdeborová¹, and Bruno Loureiro⁴

¹Statistical Physics Of Computation lab., École Polytechnique Fédérale de Lausanne (EPFL), 1015 Lausanne, Switzerland

²Information Learning & Physics lab., École Polytechnique Fédérale de Lausanne (EPFL), 1015 Lausanne, Switzerland

³Harvard University, School of Engineering and Applied Sciences

⁴Département d'Informatique, École Normale Supérieure (ENS) - PSL & CNRS, F-75230 Paris cedex 05, France

Abstract

In this manuscript we investigate the problem of how two-layer neural networks learn features from data, and improve over the kernel regime, after being trained with a single gradient descent step. Leveraging a connection from [1] with a non-linear spiked matrix model and recent progress on Gaussian universality [2], we provide an exact asymptotic description of the generalization error in the high-dimensional limit where the number of samples n , the width p and the input dimension d grow at a proportional rate. We characterize exactly how adapting to the data is crucial for the network to efficiently learn non-linear functions in the direction of the gradient – where at initialization it can only express linear functions in this regime. To our knowledge, our results provides the first tight description of the impact of feature learning in the generalization of two-layer neural networks in the large learning rate regime $\eta = \Theta_d(d)$, beyond perturbative finite width corrections of the conjugate and neural tangent kernels.

1 Introduction

A common deep learning intuition behind the unreasonable effectiveness of neural networks is their capacity to effectively adapt to the training data which makes them superior to kernel methods. While kernel methods and their finite width approximations are known to be data hungry (see e.g. [3]), neural networks have proven themselves to be flexible and efficient in practice. Their adaptivity and capacity to learn features from data is behind the success in efficiently solving problems from image classification to text generation. A large part of our current theoretical understanding of neural networks stems from the investigation of their lazy regime where features are *not* learned during training. This includes a set of works that falls under the umbrella of Gaussian processes [4, 5], the Neural Tangent Kernel (NTK) [6] and the Lazy regime [7]. A crucial question in the theoretical machine learning community is thus to characterize the advantages of two-layer neural networks beyond these convex optimization approaches.

Different theoretical works have offered sharp separation results between kernel and feature learning regimes (see e.g. [8, 9, 10, 11]). In particular, [1, 10], and later [2], discussed the advantage of neural networks when training with only *one single step* of large-batch gradient descent with a large learning rate. Specifically, [1] highlighted that the weight matrix after the first training step can be decomposed in a bulk plus a rank-one spike, effectively mapping the learned features to a *spiked Random Features model* (sRF), defined in eq. (6). This observation has fueled many further studies on the effect of spiked structure, see e.g. [2, 12, 13, 14].

In this paper, we follow this line of work, and provide an exact high-dimensional description of the test error achieved by a two-layer network for after a *single, large, gradient step*. To our knowledge, our work provides the first sharp asymptotic treatment of a model where feature learning is accounted for in the high-dimensional, non-perturbative large learning rate regime $\eta = \Theta_d(d)$, quantitatively illustrating the benefits of feature learning over the lazy regime.

Our **main contributions** in this paper are the following:

- **Exact asymptotics for two-layer networks after one gradient step** – We provide a sharp asymptotic characterization of the test error, alongside a set of summary statistics, for two-layers neural networks with first layer weights trained with a large learning rate gradient step. The derivation leverages the replica method from statistical physics [15, 16], and provides a set of scalar self-consistent equations for the generalization error.
- **Conditional Gaussian Equivalence** – Building upon [2], we show (and provide strong numerical evidence to support) that the learning properties of the spiked Random Features model are asymptotically equivalent to

a simple *conditional* Gaussian model in the high-dimensional proportional regime. The conditional Gaussian distribution is characterized by the projections of the input data on the spike in the weight matrix. This mapping constitutes the extension of related theoretical results that unveiled a similar Gaussian equivalence property for the training and generalization error for non-spiked vanilla RFs [17, 18, 19, 20, 21, 22, 23, 24, 25, 26].

- **Feature learning** – We provide an extensive discussion on how feature learning leads to a drastic improvement on the generalization performance over random features in a data limited regime, demonstrating a clear and quantitative separation with respect to kernel method and random feature models. In particular, we derive both upper and lower bounds on the generalization error and discuss under which conditions they are tight.

The code used in the present work is available in [this repository](#).

2 Setting, motivation and related work

We study fully-connected two-layer networks

$$f_{W,\mathbf{a}}(\mathbf{x}) = \frac{1}{\sqrt{p}} \sum_{i=1}^p a_i \sigma(\mathbf{w}_i^\top \mathbf{x}), \quad (1)$$

and their capacity to learn a single-index target function of isotropic Gaussian covariates:

$$f_\star(x) = \sigma_\star(\theta^\top \mathbf{x}/\sqrt{d}), \quad \mathbf{x} \sim \mathcal{N}(0, I_d) \quad (2)$$

from finite batch $\mathcal{D} = \{(\mathbf{x}^\mu, y^\mu)_{\mu=1}^n\}$ of n independently drawn training samples. We consider a layer-wise training procedure where the first layer weights $W \in \mathbb{R}^{p \times d}$ are trained for a single gradient step:

$$\begin{aligned} \mathbf{w}_i^{(1)} &= \mathbf{w}_i^{(0)} - \eta \mathbf{g}_i \\ \mathbf{g}_i &= \frac{1}{\sqrt{p}} \sum_{\mu=1}^{n_0} (y^\mu - f_{W^{(0)}, \mathbf{a}^{(0)}}(\mathbf{x}^\mu)) a_i^{(0)} \sigma'(\mathbf{w}_i^{(0)} \cdot \mathbf{x}^\mu) \mathbf{x}^\mu \end{aligned} \quad (3)$$

on a subset $\mathcal{D}_0 \subset \mathcal{D}$ of size n_0 , where $(W^{(0)}, \mathbf{a}^{(0)})$ denote the initial weights and $\eta > 0$ the learning rate. For simplicity, we assume $\mathbf{a}^{(0)} = \mathbf{1}_p/\sqrt{p}$ (uniform initialization) and $\mathbf{w}_i^{(0)}$ with unit norm $\|\mathbf{w}_i^{(0)}\| = 1$ and weak correlation $\mathbf{w}_i^{(0)} \cdot \mathbf{w}_j^{(0)} = O_d(\text{polylog}(d)/\sqrt{d})$ for $i \neq j$ (e.g. uniformly drawn from the unit sphere \mathbb{S}^{d-1}). Given the updated weights $W^{(1)}$, we train the read-out layer on the remaining data $\mathcal{D}_1 = \mathcal{D} \setminus \mathcal{D}_0$:

$$\hat{\mathbf{a}}_\lambda = \underset{\mathbf{a} \in \mathbb{R}^p}{\text{argmin}} \frac{1}{2} \sum_{\mu=1}^{n_1} \left(y^\mu - f_{W^{(1)}, \mathbf{a}}(\mathbf{x}^\mu) \right)^2 + \frac{\lambda}{2} \|\mathbf{a}\|^2. \quad (4)$$

with $\lambda \in \mathbb{R}_+$ being a regularization parameter. Note that the layer-wise training procedure considered here is commonly studied in the theoretical machine learning literature [1, 10, 11, 27, 2, 14] due to its mathematical tractability.

Our main goal in the following is to provide a tight asymptotic characterization of the generalization error:

$$\epsilon_g = \mathbb{E}_{\mathcal{D}, \mathbf{x}} \left(f_\star(\mathbf{x}) - f_{W^{(1)}, \hat{\mathbf{a}}_\lambda}(\mathbf{x}) \right)^2. \quad (5)$$

in the high-dimensional proportional limit where $n_0, n_1, d, p, \eta \rightarrow \infty$ at fixed ratios $\alpha_0 = n_0/d, \alpha = n_1/d, \beta = p/d, \tilde{\eta} = \eta/d$.

Motivation

Driven by the lazy-training regime of learning of large-width networks [7], a large body of literature has been dedicated to the particular case where the first layer weights are fixed at initialization $W^{(0)}$ ($\eta = 0$), also known as the Random Features (RF) model [28]. In particular, [8, 29, 30] have shown that with $n_1 = \Theta_d(d)$ samples $f_{W^{(0)}, \hat{\mathbf{a}}_\lambda}$ can only approximate, at best, a linear function of \mathbf{x}^μ , with the non-linear part playing a role akin to additive label noise. This is a strong limitation: RF network requires *polynomials* number of data and neurons to fit a simple polynomial [30, 31]. It is one of our motivation here to discuss how, with a single gradient steps, these limitations are lifted.

Behind the scenes in this effective linearity of random features is a Gaussian Equivalent Principle (GEP) [17, 22, 20, 32, 26], which states that in this regime the random feature map $\varphi = \sigma(W^{(0)} \mathbf{x})$ is statistically equivalent to a rescaled stochastic linear map $\varphi^g(\mathbf{x}) \asymp \mu_0 \mathbf{1} + \mu_1 W^{(0)} \mathbf{x} + \mu_\star \mathbf{z}$, with $\mathbf{z} \sim \mathcal{N}(0, I_p)$. This surprising universality result allows to go beyond lower bounds for the generalization performance, making the problem amenable to a tight high-dimensional characterization of all relevant statistics in these models [22, 19, 21].

Figure 1 illustrates this fundamental limitation of RF models contrasted with the function $f(x_\theta) = \mathbb{E}_x[f_{W^{(1),\hat{a}}\lambda}(x)|\theta^\top x/\sqrt{d} = x_\theta]$, along the direction of the target θ , implemented by the network $f_{W^{(1),\hat{a}}}$ trained with a single gradient step (eq. (3)). Varying the amounts of data $n_0 = \alpha_0 d$ used in the first gradient step, the function $f(x_\theta)$ moves from a linear approximation of σ_* in the RF limit ($\alpha_0 = 0$), to an accurate non-linear one ($\alpha_0 = 2.5$).

Learning a non-linear approximation of σ_* in the high-dimensional proportional regime therefore requires learning features. [1] have proven that with $\eta = \Theta_d(1)$, the GEP holds even after a few gradient steps, corroborating a fact empirically observed by [33]. Indeed, they have shown that $\eta = \Theta_d(d)$ is *sufficient* to go beyond a linear approximation of f_* in this regime. [14] considered intermediate scalings of step-size $\eta = \Theta_d(d^s)$ for $1/2 < s < 1$, which allows the network to fit target functions along θ having finite degree. In this intermediate regime, the feature matrix can be approximated through a finite-number of spikes corresponding to increasing degree of functions along θ . Instead, we consider the full-scaling of $\eta = \Theta_d(d)$, where such a finite-spike approximation is insufficient and the network can fit arbitrary functions along θ . [2] proved that even if the target depends on multiple directions (multi-index model), only a (non-linear) function of a *single direction* θ can be learned with a single gradient step and $\eta = \Theta_d(d)$. This observation justifies the focus on single-index functions (2) on the regime of interest.

Further related works

Random features — Random Features (RFs) were first introduced as a computationally efficient approximation to kernel methods [28]. Recently, they have enjoyed renewed interest also as models of two-layer neural networks in the lazy regime. Tight asymptotics for the random features model have been derived by [18, 17, 19, 22, 20, 21] in the two-layer case, and were extended to deep networks in [24, 25] in the deep case. Importantly, with the exception of [19] who considered rotationally invariant weights and [34] for the case of deep *linear* random features, all these work assumed unstructured weights. In sharp contrast, gradient-trained neural networks have fundamentally structured weights. In the present manuscript, we consider such a case, when the weights are given by a bulk random matrix plus a rank-one spike emerging after a single large gradient step.

Feature learning regime — Perturbative feature learning corrections to the large-width lazy regime have been extensively studied in the literature [35, 36, 37, 38, 39, 40]. Our work radically contrasts with this line, since we exactly account for feature learning in the first step, *non-perturbatively* (note the gradient in (3) has a norm comparable with the initial weights). Beyond the lazy regime, a major recent development has been the understanding that the training dynamics of two-layer neural networks with small learning rate can be mapped to a Wasserstein gradient flow, known as the *mean-field regime* [41, 42, 43, 44]. Over the past few years, this flow was investigated under different classes of generative data models, such as staircase functions [45, 46, 11], single-index [27, 47] and multi-index models [48], symmetric targets [49] and Gaussian mixture models [50, 51].

3 Main technical results

Our main technical results are a tight asymptotic characterization of the test error achieved by two-layer networks trained with a single large gradient step followed by a ridge regression on the readout weights. These results are enabled through the mapping to first an equivalent sRF model in subsection 3.1, which can in turn be mapped to an equivalent Gaussian model in subsection 3.2. Subsection 3.3 finally states the tight asymptotic characterization of the test error.

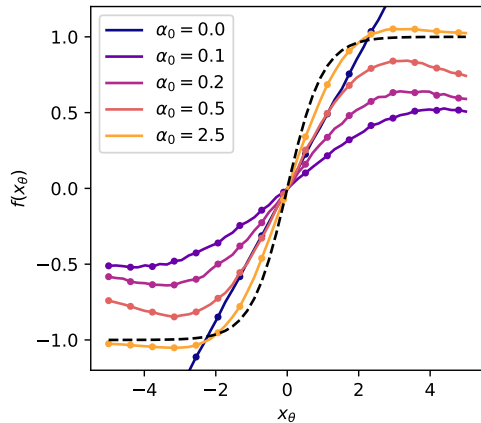


Figure 1: Numerical estimation of the function $f(x_\theta) = \mathbb{E}_x[f_{W^{(1),\hat{a}}\lambda}(x)|\theta^\top x/\sqrt{d} = x_\theta]$ implemented by the trained network (1) in the direction spanned by the weights θ of the target function. The activations are $\sigma = \sigma_* = \tanh$, and simulations were run in dimensions $d = p = 2000$, for a learning rate $\eta = 2.5p$, and a readout regularization $\lambda = 0.01$. The readout was trained with $n_1 = 2d$ samples. Different colors corresponds to different sample complexities $\alpha_0 \equiv n_0/d$ used to implement the gradient step on the first layer weights, with $\alpha_0 = 0$ corresponding to not implementing the step.

3.1 Asymptotics of the first layer weights after one (large) gradient step

The first step is to derive an explicit asymptotic expression for the hidden-layer weights $W^{(1)}$ after one (large) gradient step. In the following, we show that the learning problem introduced in Section 2 is equivalent to a *spiked Random Features* model, which we first define.

Definition 3.1 (sRF model). We define a *spiked Random Features* (sRF) model with bulk variance c , spike strength r as the two-layer neural network

$$g_{F,\mathbf{a}}(x) = \frac{1}{\sqrt{p}} \mathbf{a}^\top \sigma(Fx) \quad (6)$$

with trainable readout \mathbf{a} and frozen random first layer weights:

$$F = W + r \frac{\mathbf{u}\mathbf{v}^\top}{\sqrt{d}}. \quad (7)$$

where W is a random matrix with rows independently sampled from $\mathbb{S}^{d-1}(\sqrt{c})$, and $\mathbf{u} \in \mathbb{S}^{d-1}(\sqrt{p})$, $\mathbf{v} \in \mathbb{S}^{d-1}(\sqrt{d})$. We further say that a sRF has alignment γ with $\boldsymbol{\theta}$ when \mathbf{v} is uniformly sampled among vectors with norm \sqrt{d} satisfying $\mathbf{v}^\top \boldsymbol{\theta}/d = \gamma$.

The next result shows that after a large gradient step, our problem is asymptotically equivalent to a particular sRF model with spikes $\mathbf{u} = \mathbf{1}_p$ and \mathbf{v} that correlated to the target weights $\boldsymbol{\theta}$. We give a tight characterization of the parameters c, r, γ .

Result 3.1 (Equivalence to a sRF model). Consider two-layer networks with first-layer weights trained with a single gradient step of learning rate η from initial conditions $\mathbf{a}^{(0)} = \mathbf{1}_p/\sqrt{p}$ and $\mathbf{w}_i^{(0)}$ with unit norm $\|\mathbf{w}_i^{(0)}\| = 1$ and weak correlation $\mathbf{w}_i^{(0)} \cdot \mathbf{w}_j^{(0)} = O_d(1/\sqrt{d})$ for $i \neq j$ (eq. (3)). In the asymptotic limit $n_0, n, d, p \rightarrow \infty$, with $\alpha_0 = n_0/d$, $\alpha = n/d$, $\beta = p/d$, $\tilde{\eta} = \eta/d = \Theta_d(1)$, the test error achieved by performing ridge regression on the readout weights \mathbf{a} of the network after the gradient step (4) is identical to that achieved by an equivalent sRF model with parameters

$$c = 1 + \frac{\tilde{\eta}^2 h_1^2 \check{h}_1^2 h_2^*}{\alpha_0 \beta^2} \quad (8)$$

$$r = \frac{\tilde{\eta} h_1}{\beta} \left(\frac{h_2^*}{\alpha_0} + h_1^{*2} \right)^{1/2} \quad (9)$$

$$\gamma = \frac{h_1^*}{\left(\frac{h_2^*}{\alpha_0} + h_1^{*2} \right)^{1/2}} \quad (10)$$

where:

$$\begin{aligned} h_1 &= \mathbb{E}_z[z\sigma(z)], & h_1^* &= \mathbb{E}_z[z\sigma_*(z)], \\ \check{h}_1^2 &= \mathbb{E}_z[(\sigma'(z) - h_1)^2], & h_2^* &= \mathbb{E}_z[\sigma_*(z)^2], \end{aligned} \quad (11)$$

with $z \sim \mathcal{N}(0, 1)$.

The derivation of Result (3.1), detailed in Appendix A, leverages the decomposition from [1] of the gradient $\mathbf{g}_i = r u_i \mathbf{v}/d + \Delta$ into a rank-one term and a correction term. Note that above we have assumed a uniform initialization for the readout layer. This can be relaxed in the equivalence above, for instance for $\mathbf{a}^{(0)}$ taking a finite number of values, leading to finite-rank term instead of a single spike.

3.2 Conditional Gaussian equivalence

The sharp characterization of the test performance, which we state in Result 3.3 in the following subsection, is enabled by further mapping the sRF model to an exactly solvable (conditional) Gaussian model. We adapt the rigorous result in [2] (Theorem 4) by constructing explicitly the equivalent stochastic feature map, that we believe is of independent interest.

Result 3.2 (Conditional Gaussian Equivalence). Consider the sRF model with weights $F = W + r \mathbf{u}\mathbf{v}^\top/\sqrt{d}$, with $\mathbf{u} = \mathbf{1}_p$ and parameters c, r, γ , and the corresponding feature map given by

$$\boldsymbol{\varphi}(\mathbf{x}) = \sigma(F\mathbf{x}) \quad (12)$$

Define the equivalent stochastic feature map

$$\boldsymbol{\varphi}^g(\mathbf{x}) \stackrel{d}{=} \mu_0(\kappa)\mathbf{1}_p + \mu_1(\kappa)W\mathbf{x} + \mu_2(\kappa)\mathcal{N}(0, \mathbb{I}_p), \quad (13)$$

where $\kappa \equiv \mathbf{v}^\top \mathbf{x} / \sqrt{d}$. We introduced the coefficients $\mu_0(\kappa), \mu_1(\kappa), \mu_2(\kappa)$ defined as

$$\begin{aligned} \mu_0(\kappa) &= \mathbb{E}_z \sigma(z + r\kappa) \\ \mu_1(\kappa) &= \frac{1}{c} \mathbb{E}_z z \sigma(z + r\kappa) \\ \mu_2(\kappa) &= \sqrt{\mathbb{E}_z \sigma^2(z + r\kappa) - c(\mu_1(\kappa))^2 - (\mu_0(\kappa))^2}, \end{aligned} \quad (14)$$

with expectations bearing over $z \sim \mathcal{N}(0, c)$. The test error ϵ_g achieved by ridge regression

$$\hat{\mathbf{a}}_\lambda = \underset{\mathbf{a} \in \mathbb{R}^p}{\operatorname{argmin}} \frac{1}{2} \sum_{\mu=1}^{n_1} \left(y^\mu - \frac{1}{\sqrt{p}} \mathbf{a}^\top \boldsymbol{\varphi}(\mathbf{x}) \right)^2 + \frac{\lambda}{2} \|\mathbf{a}\|^2. \quad (15)$$

is asymptotically identical for $\phi = \varphi$ and $\phi = \varphi^g$.

Result 3.2 extends the similar linearizations provided e.g. in [18, 20, 23] for unstructured RFs to sRFs (7), and we refer to App. B for a detailed discussion on the derivation. Informally, the quantity κ in the stochastic feature map (13) represents the projection of the input on the spike defining the sRF $\kappa = \mathbf{x}^\top \mathbf{v} / \sqrt{d}$. The equivalent network $1/\sqrt{d} \mathbf{a}^\top \boldsymbol{\varphi}^g(\mathbf{x})$ obtained by replacing φ by the equivalent φ^g is a linear combination of terms such as $\mu_0(\kappa), \mu_1(\kappa)\kappa, \mu_1(\kappa)\mathbf{a}^\top W(\Pi^\perp \mathbf{x})$, plus noise. On an intuitive level, this makes it apparent that sRFs can thus express *non-linear* functions of the component κ along the spike \mathbf{v} , but only linear functions of the component $\Pi^\perp \mathbf{x}$ orthogonal thereto. This feature learning correction to the linear regime is visually exemplified in Fig. 1. In the next subsection, we make this discussion more quantitative by providing a tight asymptotic characterization of the test error achieved by two-layer networks trained with a single large gradient step followed by a ridge regression on the readout weights.

3.3 Tight asymptotic characterization of the test error

Finally, we leverage on the sequential mappings of Result 3.1 and Result 3.2 to offer sharp asymptotic guarantees on the test error achieved after training the readout weights using eq. (4).

Assumption 3.2. Denote by $\{e_i\}_{i=1}^p$ ($\{\mathbf{f}_i\}_{i=1}^d$) the left (resp. right) singular vectors of W . We further note $\{\lambda_i^\ell\}_{i=1}^p$ the squared singular values of W . The squared singular values $\{\lambda_i^\ell\}_{i=1}^p$ and the projection of the teacher vector $\boldsymbol{\theta}$ and the spike \mathbf{v} on the eigenvectors $\{\mathbf{f}_i^\top \mathbf{v}\}_{i,\ell}, \{\mathbf{f}_i^\top \Pi^\perp \boldsymbol{\theta}\}_{i,\ell}$ are assumed to admit a well-defined joint distribution ν as $d \rightarrow \infty$.

$$\frac{1}{p} \sum_{i=1}^{\min(p,d)} \delta(\lambda_i - \varrho) \delta(\mathbf{f}_i^\top \mathbf{v} - \tau) \delta(\mathbf{f}_i^\top \Pi^\perp \boldsymbol{\theta} - \pi) \xrightarrow{d \rightarrow \infty} \nu(\varrho, \tau, \pi).$$

Result 3.3 (Test error asymptotics). Consider the ERM problem (4) associated with the training of the readout weights \mathbf{a} , and assume 3.2 to hold. Define $\Pi^\perp \equiv \mathbb{I}_d - \mathbf{v}\mathbf{v}^\top/d$ the projection to the subspace orthogonal to the spike \mathbf{v} . In the asymptotic limit $d, p, n \rightarrow \infty$ with $\alpha = n/d, \beta = p/d = \Theta_d(1)$, the summary statistics

$$\begin{aligned} q_1 &= \frac{\hat{\mathbf{a}}^\top W \Pi^\perp W^\top \hat{\mathbf{a}}}{p}, & q_2 &= \frac{\hat{\mathbf{a}}^\top \hat{\mathbf{a}}}{p}, & m &= \frac{\mathbf{1}_p^\top \hat{\mathbf{a}}}{\sqrt{p}}, \\ \zeta &= \frac{\hat{\mathbf{a}}^\top W \mathbf{v}}{\sqrt{dp}}, & \psi &= \frac{\hat{\mathbf{a}}^\top W \Pi^\perp \boldsymbol{\theta}}{\sqrt{dp}}, & \rho^2 &= \frac{\boldsymbol{\theta}^\top \Pi^\perp \boldsymbol{\theta}}{d} \end{aligned} \quad (16)$$

concentrate in probability to the solutions of the system of equations

$$\left\{ \begin{array}{l} q_1 = \int d\nu(\varrho, \tau, \pi) \varrho \frac{(\hat{q}_1 \varrho + \hat{q}_2 + \hat{\zeta}^2 \varrho \tau^2 + \hat{\psi}^2 \varrho \pi^2)}{(\lambda + \hat{V}_1 \varrho + \hat{V}_2)^2} \\ \quad - \beta \hat{\zeta}^2 \frac{I(\hat{V}_1, \hat{V}_2)^2}{(1 - \beta \hat{V}_1 I(\hat{V}_1, \hat{V}_2))^2} \\ \quad - \hat{\zeta}^2 \frac{\int d\nu(\varrho, \tau, \pi) \frac{\tau^2 \varrho^2}{(\lambda + \hat{V}_1 \varrho + \hat{V}_2)^2} [(1 - \beta \hat{V}_1 I(\hat{V}_1, \hat{V}_2))^2 - 1]}{(1 - \beta \hat{V}_1 I(\hat{V}_1, \hat{V}_2))^2} \\ q_2 = \int d\nu(\varrho, \tau, \pi) \frac{(\hat{q}_1 \varrho + \hat{q}_2 + \hat{\zeta}^2 \varrho \tau^2 + \hat{\psi}^2 \varrho \pi^2)}{(\lambda + \hat{V}_1 \varrho + \hat{V}_2)^2} \\ \quad - \hat{\zeta}^2 \int d\nu(\varrho, \tau, \pi) \frac{\tau^2 \varrho}{(\lambda + \hat{V}_1 \varrho + \hat{V}_2)^2} \left[1 - \frac{1}{(1 - \beta \hat{V}_1 I(\hat{V}_1, \hat{V}_2))^2} \right] \\ V_1 = \int d\nu(\varrho, \tau, \pi) \varrho \frac{1}{\lambda + \hat{V}_1 \varrho + \hat{V}_2} \\ V_2 = \int d\nu(\varrho, \tau, \pi) \frac{1}{\lambda + \hat{V}_1 \varrho + \hat{V}_2} \\ m = \frac{1}{\mathbb{E}_\kappa \left[\frac{\mu_0(\kappa)^2}{1 + V(\kappa)} \right]} \mathbb{E}_{\kappa, y} \left[\frac{\mu_0(\kappa) (\sigma_*(\kappa, y) - \mu_1(\kappa) \kappa \zeta)}{1 + V(\kappa)} \right] \\ \zeta = \hat{\zeta} \sqrt{\beta} \int d\nu(\varrho, \tau, \pi) \varrho \tau^2 \frac{1}{\lambda + \hat{V}_1 \varrho + \hat{V}_2} \\ \quad + \beta^{3/2} \hat{\zeta} \hat{V}_1 \frac{I(\hat{V}_1, \hat{V}_2)^2}{1 - \beta \hat{V}_1 I(\hat{V}_1, \hat{V}_2)} \\ \psi = \hat{\psi} \sqrt{\beta} \int d\nu(\varrho, \tau, \pi) \varrho \pi^2 \frac{1}{\lambda + \hat{V}_1 \varrho + \hat{V}_2} \end{array} \right. , \quad \left\{ \begin{array}{l} \hat{V}_1 = \frac{\alpha}{\beta} \mathbb{E}_\kappa \frac{\rho \mu_1(\kappa)^2}{1 + V(\kappa)} \\ \hat{q}_1 = \frac{\alpha}{\beta} \mathbb{E}_{\kappa, y} \mu_1(\kappa)^2 \frac{b(\kappa, y)^2 + \rho q(\kappa) - \mu_1(\kappa)^2 \psi^2}{(1 + V(\kappa))^2} \\ \hat{V}_2 = \frac{\alpha}{\beta} \mathbb{E}_\kappa \frac{\rho \mu_2(\kappa)^2}{1 + V(\kappa)} \\ \hat{q}_2 = \frac{\alpha}{\beta} \mathbb{E}_{\kappa, y} \mu_2(\kappa)^2 \frac{b(\kappa, y)^2 + \rho q(\kappa) - \mu_1(\kappa)^2 \psi^2}{(1 + V(\kappa))^2} \\ \hat{\zeta} = \frac{\alpha}{\sqrt{\beta}} \mathbb{E}_{\kappa, y} \kappa \mu_1(\kappa) \frac{b(\kappa, y)}{1 + V(\kappa)} \\ \hat{\psi} = \frac{\alpha}{\sqrt{\beta}} \mathbb{E}_{\kappa, y} \frac{y \mu_1(\kappa) b(\kappa, y) + \psi \mu_1(\kappa)^2}{1 + V(\kappa)} \end{array} \right. \quad (17)$$

and

$$\rho^2 = 1 - \gamma^2. \quad (18)$$

We introduced the shorthands

$$b(y, \kappa) \equiv \sigma_*(\gamma \kappa + \sqrt{1 - \gamma^2} y) - \mu_0(\kappa) m - \kappa \mu_1(\kappa) \zeta - \mu_1(\kappa) \psi y \quad (19)$$

$$V(\kappa) \equiv \mu_1(\kappa)^2 V_1 + \mu_2(\kappa)^2 V_2 \quad (20)$$

$$q(\kappa) \equiv \mu_1(\kappa)^2 q_1 + \mu_2(\kappa)^2 q_2, \quad (21)$$

$$I(\hat{V}_1, \hat{V}_2) = \int d\nu(\varrho, \tau, \pi) \frac{\tau^2 \varrho}{\hat{V}_1 \varrho + \hat{V}_2 + \lambda} \quad (22)$$

In (17), the expectations over κ, y bear over standard Gaussian variables. We remind that the quantities r, c, γ are characterized in Result 3.1.

Finally, the test error (5) admits the sharp characterization

$$\epsilon_g = \mathbb{E}_{\kappa, y} \left[\left(\sigma_*(\gamma \kappa + \sqrt{1 - \gamma^2} y) - \mu_0(\kappa) m - \mu_1(\kappa) \kappa \zeta - \frac{\mu_1(\kappa) \psi}{\sqrt{\rho}} y \right)^2 + q(\kappa) - \frac{\mu_1(\kappa)^2 \psi^2}{\rho} \right] \quad (23)$$

where expectations bear over standard Gaussian variables.

Result 3.3 thus rephrases the high-dimensional learning problem (4) in terms of a finite set of scalar summary statistics which can be efficiently evaluated, yielding excellent agreement with finite d numerical simulations, see Figs. 2-4. While we state Result 3.3 for the square loss and ℓ_2 regularization for clarity, we provide a sharp characterization for any generic convex loss ℓ in Appendix C. While we have used the (non-rigorous) replica method to derive these equations, an interesting avenue of future research is to provide a rigorous probabilistic proof. A possible way to address the problem is to apply Gordon's Gaussian min-max inequalities [52, 53, 54, 55]), and generalized the approach used for pure random features [20, 56]. This is, however, beyond the scope of this manuscript.

4 Discussion of main results

While the self-consistent equations in Result 3.3 might appear cumbersome, they offer valuable insight into the mechanism behind feature learning in two-layer neural networks trained with gradient descent. In this section, we discuss and highlight some of these insights.

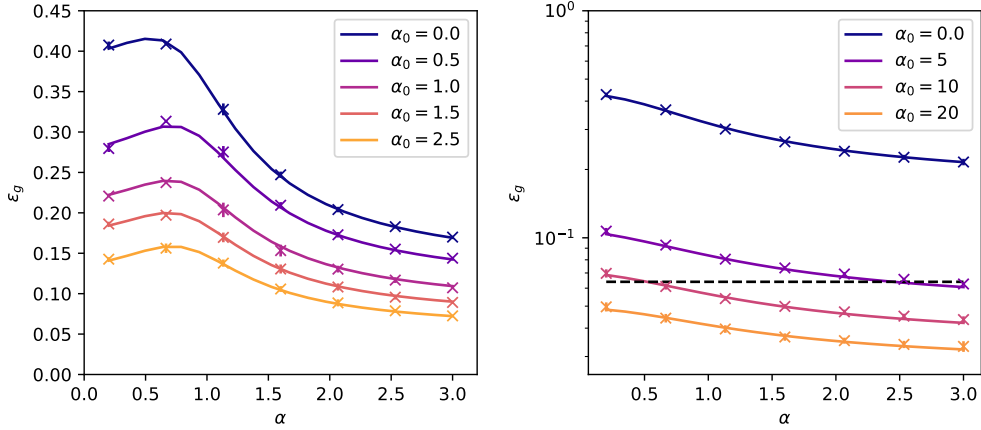


Figure 2: Test error achieved by a two-layer network with activation σ whose first layer has been trained following the protocol detailed in section 2 on a single-index target with activation σ_* . **(Left)** Activations $\sigma = \sigma_* = \tanh$, learning rate $\tilde{\eta} = 1$, readout regularization $\lambda = 0.01$. **(Right)** Activations $\sigma = \tanh, \sigma_* = \sin$, learning rate $\tilde{\eta} = 3$, readout regularization $\lambda = 0.1$. The dashed black line represents the lowest achievable MSE for kernel/linear methods, namely $h_2^* - (h_1^*)^2$ [1]. In both plots, solid lines correspond to the theoretical Result 3.3, and crosses correspond numerical experiments in $d = 3000$ (left) and $d = 2000$ (right). All points were averaged over 5 instances. Different colours represent different initial sample complexities $\alpha_0 = n_0/d$ used for the first gradient step.

4.1 Spiked Random Features vs Random Features

The asymptotic characterization 3.3 encompasses, as a special case, usual RFs (when setting the spike strength r to zero). More precisely, for zero spike strength $r = 0$ in (7), sRFs coincide with RFs, as the coefficients (14) lose their κ dependence, reducing to usual Hermite coefficients. The equivalent feature map φ^g then reduces to the Gaussian equivalent feature map employed in e.g. [18, 20, 24]. Importantly, while the equivalent feature map for unspiked RFs is *linear* in the input \mathbf{x} , the equivalent feature map φ^g (13) of Result 3.2 is *non-linear* in the component κ of the input \mathbf{x} .

sRF models, which are equivalent to two-layer networks after a single large gradient step through Result 3.1, offer an ideal playground to test the intertwined influence of the spike/target correlation and the test performance of the model. Fig. 4 (left) presents the learning curves of (s)RFs for varying spike strengths r . As is intuitive, larger spikes allow the sRF to more easily express non-linear function in the direction of the spike, and thus lead to relatively smaller test errors. Furthermore, note that even rather small spike strengths $r = 0.2$ already yield test errors which are sizably lower than vanilla (unspiked) RFs ($r = 0$), hinting at the qualitative difference between sRF and RF models discussed in section 2 and Fig. 1. This is in qualitative agreement with the result of [14], who studied the intermediate scaling regime where the learning rate $\eta = \Theta_d(d^s)$ with $s \in (1/2, 1)$, and have shown that in this regime a polynomial approximation of σ_* is learned.

The plot shows a compelling agreement between the theoretical predictions (continuous line) and numerical simulations. Fig. 4 (right) represents the theoretical closed-form expression for the test error (23) for different values of the spike/target alignment γ , for a single-index target $\text{sign}(\boldsymbol{\theta}^\top \mathbf{x})$, with good agreement with numerical experiments. Higher alignments γ lead to overall lower test errors escaping the linear curse of Gaussian models.

4.2 Beating kernels in a single step

A key parameter in our formulas is $\gamma = \mathbf{v}^\top \boldsymbol{\theta}/d \in [0, 1]$, the correlation between the effective gradient spike and the target weights. From its asymptotic expression eq. 8 in Result 3.1, this is an increasing function of $\alpha_0 = n_0/d$, the number of samples in the first step. As shown in Fig. 2 (left) for $\sigma = \sigma_* = \tanh$, larger sample complexities in the representation learning step α_0 allow for better feature learning when implementing a gradient step on the first layer, enabling a lower test error after the readout layer is retrained. As expected, the lowest error is achieved when $\alpha_0 \rightarrow \infty$, in which case the spike \mathbf{v} is perfectly aligned with the target weights $\boldsymbol{\theta}$ and $\gamma = 1$, as can be seen from (8).

Figure 2 (right) presents similar curves for another target activation $\sigma_* = \sin$, including the test error achieved by the network at initialization ($\alpha_0 = 0$), which corresponds to a usual RF model. The latter is well above the lowest Mean Squared Error (MSE) achievable by a linear estimator (plotted as a dashed black line), namely the projection of the teacher function on Hermite polynomials $\|\mathbb{P}_{>1} f_*\|_2^2$. This performance corresponds to the kernel one when the number of samples scales proportionally with the input dimension [29]; using the notations of Result 3.1 the best linear

MSE is readily written as $h_2^* - (h_1^*)^2$. In sharp contrast, networks with trained first layers ($\alpha_0 > 0$) can learn non-linear functions of the inputs and outperform this baseline.

4.3 What can be learned with a single step?

While training a two-layer network with large gradient steps allows it to escape the linear limitations of, e.g. RF models, it generically only learns the target up to small test error, yet not perfectly. In fact, a closer examination of the sharp asymptotic expression (23) for ϵ_g in Result 3.3 reveals that even for large initial batches $\alpha_0 \rightarrow \infty$ (and thus perfect spike/target alignments $\gamma = 1$), at fixed learning rate strength $\tilde{\eta}$ and sample complexity $\alpha > 0$, the test error optimized over the regularization λ is upper bounded as

$$\inf_{\lambda \geq 0} \epsilon_g \leq \inf_{b_1} \mathbb{E}_\kappa [\sigma_\star(\kappa) - b_1 \mu_0(\kappa)]^2, \quad (24)$$

and lower bounded by:

$$\inf_{\lambda \geq 0} \epsilon_g \geq \inf_{b_1, b_2} \mathbb{E}_\kappa [\sigma_\star(\kappa) - b_1 \mu_0(\kappa) - b_2 \mu_1(\kappa) \kappa]^2. \quad (25)$$

The upper bound (24) is the equivalent of Lemma 6 of [1] in our case of uniform readout initialization $\mathbf{a}^{(0)} = \mathbf{1}_p / \sqrt{p}$, and is achieved for $\lambda \rightarrow \infty$, as we show in App. E. The lower bound (25), however, shows that the test error cannot be lower than the Gaussian-weighted L^2 distance between the target function σ_\star and $\text{span}(\mu_0, \tilde{\mu}_1)$, where $\tilde{\mu}_1(\kappa) \equiv \kappa \mu_1(\kappa)$, and the best approximation would be reached for the projection of the target thereon. Fig. 3 illustrates what functions realize the upper (24) and lower bounds (25), and how they compare with the target σ_\star . Finally, note that in the vanilla RF limit $r = 0$, the functions $\mu_0(\kappa), \mu_1(\kappa)$ reduce to constants independent of κ , constraining the class of functions that can be learned to that of linear functions.

Finally, let us mention that while this discussion was made at fixed learning rate $\tilde{\eta}$ for clarity, the latter is in practice a tunable hyper-parameter, and the functions μ_0, μ_1 depend thereupon via the spike strength r (14). One can thus refine – and lower – the bounds (24) and (25) over the functions μ_0, μ_1 , which can take values in the realizable set $\mathcal{M} = \{(\mu_0(r), \mu_1(r))\}_{r \geq 0}$ (emphasizing the dependence on r via equation (72)) as $\tilde{\eta}$ is varied:

$$\begin{aligned} \inf_{\lambda \geq 0, \tilde{\eta} \geq 0} \epsilon_g &\leq \inf_{b_1 \in \mathbb{R}, \nu_0 \in \mathcal{M}} \mathbb{E}_\kappa [\sigma_\star(\kappa) - b_1 \nu_0(\kappa)]^2, \\ \inf_{\lambda \geq 0, \tilde{\eta} \geq 0} \epsilon_g &\geq \inf_{\substack{b_1, b_2 \in \mathbb{R}, \\ (\nu_0, \nu_1) \in \mathcal{M}}} \mathbb{E}_\kappa [\sigma_\star(\kappa) - b_1 \nu_0(\kappa) - b_2 \nu_1(\kappa) \kappa]^2. \end{aligned} \quad (26)$$

In other words, by tuning the learning rate $\tilde{\eta}$ – and thus the spike strength r –, one gains the freedom to choose the "best" subspace $\text{span}(\mu_0(r), \mu_1(r))$, i.e. the one allowing to approximate the target σ_\star best.

Finally, as discussed in [1], observe that for $\sigma = \sigma_\star = \text{erf}$, the upper bound in (26) is zero provided one tunes the learning rate to $\tilde{\eta} = \sqrt{3\beta}/h_1$, and perfect learning is therefore achievable.

4.4 More variability means better feature learning

The discussion of subsection 4.3 thus affords an insightful perspective on the learning of two-layer neural networks in terms of approximating the target activation σ_\star in a two-dimensional functional space. Interestingly, introducing variability in the readout layer at initialization leads to an even richer functional basis, and hence greater expressivity of the network. As we further discuss in Appendix D, when $\mathbf{a}^{(0)}$ is no longer proportional to $\mathbf{1}_p$, but is rather initialized from a distribution over a finite vocabulary V of size $|V| > 1$ – e.g. $V = \{-1, 0, +1\}$ – the equivalent feature map takes the form:

$$\varphi^g(\mathbf{x}) = \begin{pmatrix} \mu_0(u_1 \kappa) \\ \mu_0(u_2 \kappa) \\ \vdots \\ \mu_0(u_p \kappa) \end{pmatrix} + \begin{pmatrix} \mu_1(u_1 \kappa) \\ \mu_1(u_2 \kappa) \\ \vdots \\ \mu_1(u_p \kappa) \end{pmatrix} \odot W \mathbf{x} + \begin{pmatrix} \mu_2(u_1 \kappa) \\ \mu_2(u_2 \kappa) \\ \vdots \\ \mu_2(u_p \kappa) \end{pmatrix} \odot \boldsymbol{\xi} \quad (27)$$

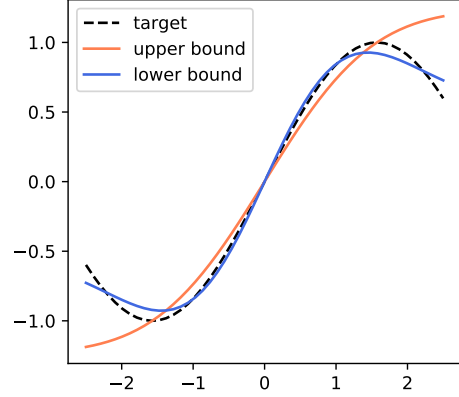


Figure 3: ($c = 1, r = 0.9$ and $\gamma = 1$) Illustration of the functions realizing the upper bound (24) (orange) and lower bound (25) (blue), for $\sigma = \tanh$, for a target $\sigma_\star = \sin$ (dashed black).

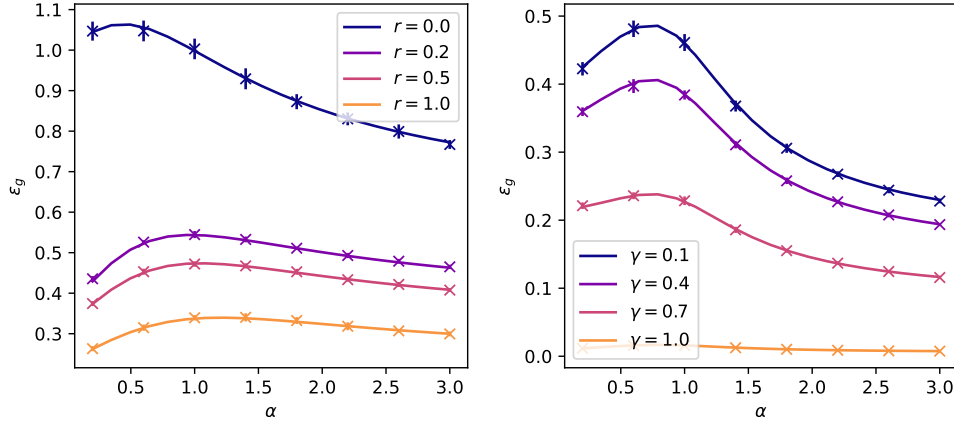


Figure 4: Test error for a sRF with activation σ learning from a single-index model $\sigma_*(\theta^\top x/\sqrt{d})$, with regularization $\lambda = 0.1$. **(Left)** $\sigma = \sin, \sigma_* = \text{sign}$. Different colours correspond to different spike strengths r (7), with $r = 0$ corresponding to the vanilla RF model. **(Right)** $\sigma = \sigma_* = \tanh$. Different colours correspond to different overlaps $\gamma \equiv \theta^\top v/d$ between the target weights θ and the spike v . Solid lines: theoretical characterization of Result 3.3. Crosses: numerical simulations in dimensions $d=p=2000$. Each point is averaged over 10 instances of the problem.

where \odot denotes element-wise multiplication, $\xi \sim \mathcal{N}(0, \mathbb{I}_p)$, and $\mathbf{u} \not\propto \mathbf{1}_p$ has entries which can now take a finite number of different values. The coefficients of the equivalent map (27) are thus neuron-dependent and thus afford a richer functional basis $\{\mu_0(\omega \cdot), \tilde{\mu}_1(\omega \cdot)\}_{\omega \in V}$, thereby allowing the network to express a larger class of functions. As a matter of fact, the functional space spanned by these functions is generically of dimension $2|V|$ for non-uniform readout initializations $\mathbf{a}^{(0)}$, compared to just 2 in the uniform readout case. A sharp asymptotic characterization of the test error for the case of non-uniform readout initialization with finite vocabulary is further provided in Appendix D.

We briefly discuss the limiting case of interest $\lambda, \alpha_0, \tilde{\eta} \rightarrow \infty$, for which the equivalent feature map $\varphi^g(\mathbf{x})$ (27) reduces to its first term $(\mu_0(u_i \kappa))_{i=1}^p$. Further observe that $\mu_0(u_i \kappa)$ can be viewed as a one-dimensional neuron acting on the one-dimensional input variable κ with a random weight u_i . Standard results on approximation errors for random feature mappings of finite-dimensional inputs [28] imply that a large class of functions can be approximated from the network features $\varphi^g(\mathbf{x})$, provided the vocabulary size $|V|$ is large enough. Similar random features approximations have been leveraged in [1, 12, 10]. The equivalent feature map (27) provides an intuitive picture on how such random feature mappings of low-dimensional inputs can naturally emerge in the setting of the learning of a two-layer network.

Finally, note that the bounds (24) and (25) can be readily generalised to non-uniform readout initializations, provided one replaces in the discussion of subsection 4.3 the two-dimensional functional basis $\text{span}(\mu_0, \tilde{\mu}_1)$ in the case of uniform initialization by the richer functional space $\text{span}(\{\mu_0(\omega \cdot), \tilde{\mu}_1(\omega \cdot)\}_{\omega \in V})$ for non-uniform initialization. For instance, the lower bound (25) thus involves in the non-uniform case the distance between the target σ_* and $\text{span}(\{\mu_0(\omega \cdot), \tilde{\mu}_1(\omega \cdot)\}_{\omega \in V})$.

Conclusion

We provided a tight asymptotic description of the learning of a two-layer neural network after training its first layer with a large, single, gradient step, in the limit where the number of samples, the hidden layer width, and the input dimension are proportionally large. Our results sharply characterize the feature maps learned from the data, and how it achieves a test error which non-perturbatively improves over the kernel regime. Crucially, the trained network can efficiently approximate non-linear functions in the direction of the gradient – sizeably improving upon the network at initialization, which can only express linear functions. We further discuss bounds for the test error and which functions are learnable after a single gradient step. Finally, extensive numerical support is provided to illustrate our findings. To our knowledge, our work provides the first exact asymptotic result in the non-perturbative $\eta = \Theta_d(d)$ regime for feature learning.

We believe the present work opens exciting research avenues, paving the way towards a tight theoretical understanding of feature learning in gradient-trained networks. Prominent among these research directions is the extension of our results to readout initialization with generic (not necessarily finite) support. to a finite number of gradient steps, and ultimately fully trained networks.

5 Acknowledgements

We thank Denny Wu, Gabriel Arpino, Weiyu Li, Marco Mondelli and Theodor Misiakiewicz for discussion during the course of this project. Early discussions on this project started as an open problem posed by BL during the 2022 Les Houches Summer School on *Statistical Physics and Machine Learning* organized by LZ and FK. We acknowledge funding from the Swiss National Science Foundation grant SNFS OperaGOST (grant number 200390), and SMArtNet (grant number 212049), and the Choose France - CNRS AI Rising Talents program.

References

- [1] Jimmy Ba, Murat A Erdogdu, Taiji Suzuki, Zhichao Wang, Denny Wu, and Greg Yang. High-dimensional asymptotics of feature learning: How one gradient step improves the representation. In S. Koyejo, S. Mohamed, A. Agarwal, D. Belgrave, K. Cho, and A. Oh, editors, *Advances in Neural Information Processing Systems*, volume 35, pages 37932–37946. Curran Associates, Inc., 2022.
- [2] Yatin Dandi, Florent Krzakala, Bruno Loureiro, Luca Pesce, and Ludovic Stephan. How two-layer neural networks learn, one (giant) step at a time, 2023.
- [3] Ben Adlam, Jaehoon Lee, Shreyas Padhy, Zachary Nado, and Jasper Snoek. Kernel regression with infinite-width neural networks on millions of examples. *arXiv preprint arXiv:2303.05420*, 2023.
- [4] R.M. Neal. *Bayesian Learning for Neural Networks*. Lecture Notes in Statistics. Springer New York, 1996.
- [5] Jaehoon Lee, Jascha Sohl-dickstein, Jeffrey Pennington, Roman Novak, Sam Schoenholz, and Yasaman Bahri. Deep neural networks as gaussian processes. In *International Conference on Learning Representations*, 2018.
- [6] Arthur Jacot, Franck Gabriel, and Clément Hongler. Neural tangent kernel: Convergence and generalization in neural networks. *Advances in neural information processing systems*, 31, 2018.
- [7] Lénaïc Chizat, Edouard Oyallon, and Francis Bach. On Lazy Training in Differentiable Programming. In *Advances in Neural Information Processing Systems*, volume 32. Curran Associates, Inc., 2019.
- [8] Behrooz Ghorbani, Song Mei, Theodor Misiakiewicz, and Andrea Montanari. Limitations of lazy training of two-layers neural network. In H. Wallach, H. Larochelle, A. Beygelzimer, F. d'Alché-Buc, E. Fox, and R. Garnett, editors, *Advances in Neural Information Processing Systems*, volume 32. Curran Associates, Inc., 2019.
- [9] Maria Refinetti, Sebastian Goldt, Florent Krzakala, and Lenka Zdeborová. Classifying high-dimensional gaussian mixtures: Where kernel methods fail and neural networks succeed. In *International Conference on Machine Learning*, pages 8936–8947. PMLR, 2021.
- [10] Alexandru Damian, Jason Lee, and Mahdi Soltanolkotabi. Neural networks can learn representations with gradient descent. In Po-Ling Loh and Maxim Raginsky, editors, *Proceedings of Thirty Fifth Conference on Learning Theory*, volume 178 of *Proceedings of Machine Learning Research*, pages 5413–5452. PMLR, 02–05 Jul 2022.
- [11] Emmanuel Abbe, Enric Boix-Adsera, and Theodor Misiakiewicz. Sgd learning on neural networks: leap complexity and saddle-to-saddle dynamics, 2023.
- [12] Jimmy Ba, Murat A Erdogdu, Taiji Suzuki, Zhichao Wang, and Denny Wu. Learning in the presence of low-dimensional structure: a spiked random matrix perspective. In *Conference on Parsimony and Learning (Recent Spotlight Track)*, 2023.
- [13] Alireza Mousavi-Hosseini, Denny Wu, Taiji Suzuki, and Murat A Erdogdu. Gradient-based feature learning under structured data. *arXiv preprint arXiv:2309.03843*, 2023.
- [14] Behrad Moniri, Donghwan Lee, Hamed Hassani, and Edgar Dobriban. A theory of non-linear feature learning with one gradient step in two-layer neural networks, 2023.
- [15] Giorgio Parisi. Toward a mean field theory for spin glasses. *Physics Letters A*, 73(3):203–205, 1979.
- [16] Giorgio Parisi. Order parameter for spin-glasses. *Physical Review Letters*, 50(24):1946, 1983.

- [17] Sebastian Goldt, Bruno Loureiro, Galen Reeves, Florent Krzakala, Marc Mezard, and Lenka Zdeborova. The gaussian equivalence of generative models for learning with shallow neural networks. In Joan Bruna, Jan Hesthaven, and Lenka Zdeborova, editors, *Proceedings of the 2nd Mathematical and Scientific Machine Learning Conference*, volume 145 of *Proceedings of Machine Learning Research*, pages 426–471. PMLR, 16–19 Aug 2022.
- [18] Sebastian Goldt, Marc Mézard, Florent Krzakala, and Lenka Zdeborová. Modeling the influence of data structure on learning in neural networks: The hidden manifold model. *Physical Review X*, 10(4):041044, 2020.
- [19] Federica Gerace, Bruno Loureiro, Florent Krzakala, Marc Mezard, and Lenka Zdeborova. Generalisation error in learning with random features and the hidden manifold model. In Hal Daumé III and Aarti Singh, editors, *Proceedings of the 37th International Conference on Machine Learning*, volume 119 of *Proceedings of Machine Learning Research*, pages 3452–3462. PMLR, 13–18 Jul 2020.
- [20] Hong Hu and Yue M Lu. Universality laws for high-dimensional learning with random features. *IEEE Transactions on Information Theory*, 2022.
- [21] Oussama Dhifallah and Yue M. Lu. A precise performance analysis of learning with random features, 2022.
- [22] Song Mei and Andrea Montanari. The generalization error of random features regression: Precise asymptotics and the double descent curve. *Communications on Pure and Applied Mathematics*, 75(4):667–766, 2022.
- [23] Hugo Cui, Florent Krzakala, and Lenka Zdeborova. Bayes-optimal learning of deep random networks of extensive-width. In *International Conference on Machine Learning*, pages 6468–6521. PMLR, 2023.
- [24] Dominik Schröder, Hugo Cui, Daniil Dmitriev, and Bruno Loureiro. Deterministic equivalent and error universality of deep random features learning. *arXiv preprint arXiv:2302.00401*, 2023.
- [25] David Bosch, Ashkan Panahi, and Babak Hassibi. Precise asymptotic analysis of deep random feature models. In Gergely Neu and Lorenzo Rosasco, editors, *Proceedings of Thirty Sixth Conference on Learning Theory*, volume 195 of *Proceedings of Machine Learning Research*, pages 4132–4179. PMLR, 12–15 Jul 2023.
- [26] Yatin Dandi, Ludovic Stephan, Florent Krzakala, Bruno Loureiro, and Lenka Zdeborová. Universality laws for gaussian mixtures in generalized linear models, 2023.
- [27] Raphaël Berthier, Andrea Montanari, and Kangjie Zhou. Learning time-scales in two-layers neural networks, 2023.
- [28] Ali Rahimi and Benjamin Recht. Random features for large-scale kernel machines. *Advances in neural information processing systems*, 20, 2007.
- [29] Behrooz Ghorbani, Song Mei, Theodor Misiakiewicz, and Andrea Montanari. When do neural networks outperform kernel methods? In H. Larochelle, M. Ranzato, R. Hadsell, M.F. Balcan, and H. Lin, editors, *Advances in Neural Information Processing Systems*, volume 33, pages 14820–14830. Curran Associates, Inc., 2020.
- [30] Song Mei, Theodor Misiakiewicz, and Andrea Montanari. Generalization error of random feature and kernel methods: Hypercontractivity and kernel matrix concentration. *Applied and Computational Harmonic Analysis*, 59:3–84, 2022. Special Issue on Harmonic Analysis and Machine Learning.
- [31] Lechao Xiao, Hong Hu, Theodor Misiakiewicz, Yue Lu, and Jeffrey Pennington. Precise learning curves and higher-order scalings for dot-product kernel regression. *Advances in Neural Information Processing Systems*, 35:4558–4570, 2022.
- [32] Andrea Montanari and Basil N Saeed. Universality of empirical risk minimization. In *Conference on Learning Theory*, pages 4310–4312. PMLR, 2022.
- [33] Bruno Loureiro, Cedric Gerbelot, Hugo Cui, Sebastian Goldt, Florent Krzakala, Marc Mezard, and Lenka Zdeborová. Learning curves of generic features maps for realistic datasets with a teacher-student model. In M. Ranzato, A. Beygelzimer, Y. Dauphin, P.S. Liang, and J. Wortman Vaughan, editors, *Advances in Neural Information Processing Systems*, volume 34, pages 18137–18151. Curran Associates, Inc., 2021.
- [34] Jacob A Zavatone-Veth and Cengiz Pehlevan. Learning curves for deep structured gaussian feature models. *arXiv preprint arXiv:2303.00564*, 2023.

- [35] Sho Yaida. Non-Gaussian processes and neural networks at finite widths. In Jianfeng Lu and Rachel Ward, editors, *Proceedings of The First Mathematical and Scientific Machine Learning Conference*, volume 107 of *Proceedings of Machine Learning Research*, pages 165–192. PMLR, 20–24 Jul 2020.
- [36] Boris Hanin and Mihai Nica. Finite depth and width corrections to the neural tangent kernel. In *International Conference on Learning Representations*, 2020.
- [37] Ethan Dyer and Guy Gur-Ari. Asymptotics of wide networks from feynman diagrams. In *International Conference on Learning Representations*, 2020.
- [38] Inbar Seroussi, Gadi Naveh, and Zohar Ringel. Separation of scales and a thermodynamic description of feature learning in some cnns. *Nature Communications*, 14(1):908, Feb 2023.
- [39] Gadi Naveh and Zohar Ringel. A self consistent theory of gaussian processes captures feature learning effects in finite cnns. In M. Ranzato, A. Beygelzimer, Y. Dauphin, P.S. Liang, and J. Wortman Vaughan, editors, *Advances in Neural Information Processing Systems*, volume 34, pages 21352–21364. Curran Associates, Inc., 2021.
- [40] Blake Bordelon and Cengiz Pehlevan. Dynamics of finite width kernel and prediction fluctuations in mean field neural networks, 2023.
- [41] Song Mei, Andrea Montanari, and Phan-Minh Nguyen. A mean field view of the landscape of two-layer neural networks. *Proceedings of the National Academy of Sciences*, 115(33):E7665–E7671, 2018.
- [42] Lenaic Chizat and Francis Bach. On the global convergence of gradient descent for over-parameterized models using optimal transport. *Advances in neural information processing systems*, 31, 2018.
- [43] Grant Rotskoff and Eric Vanden-Eijnden. Trainability and accuracy of artificial neural networks: An interacting particle system approach. *Communications on Pure and Applied Mathematics*, 75(9):1889–1935, 2022.
- [44] Justin Sirignano and Konstantinos Spiliopoulos. Mean field analysis of neural networks: A central limit theorem. *Stochastic Processes and their Applications*, 130(3):1820–1852, 2020.
- [45] Emmanuel Abbe, Enric Boix-Adsera, Matthew S Brennan, Guy Bresler, and Dheeraj Nagaraj. The staircase property: How hierarchical structure can guide deep learning. *Advances in Neural Information Processing Systems*, 34:26989–27002, 2021.
- [46] Emmanuel Abbe, Enric Boix Adsera, and Theodor Misiakiewicz. The merged-staircase property: a necessary and nearly sufficient condition for sgd learning of sparse functions on two-layer neural networks. In *Conference on Learning Theory*, pages 4782–4887. PMLR, 2022.
- [47] Luca Arnaboldi, Florent Krzakala, Bruno Loureiro, and Ludovic Stephan. Escaping mediocrity: how two-layer networks learn hard single-index models with sgd, 2023.
- [48] Luca Arnaboldi, Ludovic Stephan, Florent Krzakala, and Bruno Loureiro. From high-dimensional & mean-field dynamics to dimensionless ODEs: A unifying approach to SGD in two-layers networks, February 2023. arXiv:2302.05882 [cond-mat, stat] type: article.
- [49] Karl Hajjar and Lenaic Chizat. On the symmetries in the dynamics of wide two-layer neural networks, 2023.
- [50] Maria Refinetti, Sebastian Goldt, Florent Krzakala, and Lenka Zdeborova. Classifying high-dimensional gaussian mixtures: Where kernel methods fail and neural networks succeed. In Marina Meila and Tong Zhang, editors, *Proceedings of the 38th International Conference on Machine Learning*, volume 139 of *Proceedings of Machine Learning Research*, pages 8936–8947. PMLR, 18–24 Jul 2021.
- [51] Gerard Ben Arous, Reza Gheissari, and Aukosh Jagannath. High-dimensional limit theorems for sgd: Effective dynamics and critical scaling. *Advances in Neural Information Processing Systems*, 35:25349–25362, 2022.
- [52] Yehoram Gordon. On milman’s inequality and random subspaces which escape through a mesh in \mathbb{R}^n . In *Geometric Aspects of Functional Analysis: Israel Seminar (GAFA) 1986–87*, pages 84–106. Springer, 1988.
- [53] Christos Thrampoulidis, Samet Oymak, and Babak Hassibi. The gaussian min-max theorem in the presence of convexity. *arXiv preprint arXiv:1408.4837*, 2014.
- [54] Mihailo Stojnic. Meshes that trap random subspaces. *arXiv preprint arXiv:1304.0003*, 2013.

- [55] Mihailo Stojnic. Upper-bounding l1-optimization weak thresholds. *arXiv preprint arXiv:1303.7289*, 2013.
- [56] Bruno Loureiro, Cedric Gerbelot, Hugo Cui, Sebastian Goldt, Florent Krzakala, Marc Mezard, and Lenka Zdeborová. Learning curves of generic features maps for realistic datasets with a teacher-student model. *Advances in Neural Information Processing Systems*, 34:18137–18151, 2021.
- [57] Urte Adomaityte, Leonardo Defilippis, Bruno Loureiro, and Gabriele Sicuro. High-dimensional robust regression under heavy-tailed data: Asymptotics and universality. *arXiv preprint arXiv:2309.16476*, 2023.
- [58] Urte Adomaityte, Gabriele Sicuro, and Pierpaolo Vivo. Classification of heavy-tailed features in high dimensions: a superstatistical approach. In *Thirty-seventh Conference on Neural Information Processing Systems*, 2023.
- [59] Benjamin Aubin, Florent Krzakala, Yue Lu, and Lenka Zdeborová. Generalization error in high-dimensional perceptrons: Approaching bayes error with convex optimization. *Advances in Neural Information Processing Systems*, 33:12199–12210, 2020.
- [60] Francesca Mignacco, Florent Krzakala, Yue Lu, Pierfrancesco Urbani, and Lenka Zdeborova. The role of regularization in classification of high-dimensional noisy gaussian mixture. In *International conference on machine learning*, pages 6874–6883. PMLR, 2020.
- [61] Bruno Loureiro, Gabriele Sicuro, Cédric Gerbelot, Alessandro Pacco, Florent Krzakala, and Lenka Zdeborová. Learning gaussian mixtures with generalized linear models: Precise asymptotics in high-dimensions. *Advances in Neural Information Processing Systems*, 34:10144–10157, 2021.
- [62] Luca Pesce, Florent Krzakala, Bruno Loureiro, and Ludovic Stephan. Are Gaussian data all you need? The extents and limits of universality in high-dimensional generalized linear estimation. In Andreas Krause, Emma Brunskill, Kyunghyun Cho, Barbara Engelhardt, Sivan Sabato, and Jonathan Scarlett, editors, *Proceedings of the 40th International Conference on Machine Learning*, volume 202 of *Proceedings of Machine Learning Research*, pages 27680–27708. PMLR, 23–29 Jul 2023.
- [63] Hugo Cui and Lenka Zdeborová. High-dimensional asymptotics of denoising autoencoders. *arXiv preprint arXiv:2305.11041*, 2023.

A Derivation of Result 3.1

This Appendix details the derivation of Result 3.1, which provides tight asymptotic formulae (8) for the parameters of the sRF associated to a two-layer neural network trained with a large gradient step.

A.1 First layer weights after one gradient step –

After one large gradient step, the weights $W^{(1)}$ can be decomposed as a bulk plus a spike in the following way:

$$W^{(1)} = W^{(0)} + \Delta + \frac{\check{\mathbf{u}}\check{\mathbf{v}}^\top}{\sqrt{p}}, \quad (28)$$

where

$$\check{\mathbf{u}} = \eta h_1 \mathbf{a}^{(0)}, \quad (29)$$

$$\check{\mathbf{v}} = \frac{1}{n_0} \sum_{\mu=1}^{n_0} f_\star(\mathbf{x}^\mu) \mathbf{x}^\mu, \quad (30)$$

and

$$\Delta = W^{(0)} + \frac{\eta h_1}{n_0 \sqrt{p}} \text{diag}(\mathbf{a}^{(0)}) \left(\sum_{\mu=1}^{n_0} \check{\sigma}(W^{(0)} \mathbf{x}^\mu) f_\star(\mathbf{x}^\mu) \mathbf{x}^\mu \right). \quad (31)$$

We noted h_1 the first Hermite coefficient of the student activation σ and $\check{\sigma}(\cdot) = \sigma'(\cdot) - h_1$. As discussed in [1, 26], the bulk Δ behaves as an effective noise which rescales the initial weights $W^{(0)}$; we refer to Sec. B.6 of [2] for additional rigorous characterization of the bulk Δ . To connect to the convention used below (7) of normalized $\mathbf{u} = \mathbf{1}_p$, $\|\mathbf{v}\| = \sqrt{d}$, and a single bulk W , one thus needs to assess the asymptotic limits of $r = \|\check{\mathbf{u}}\|\|\check{\mathbf{v}}\|/\sqrt{pd}$, $c = 1/\sqrt{d}\|W^{(0)} + \Delta\|$ and $\gamma = \check{\mathbf{v}}^\top \boldsymbol{\theta}/\|\check{\mathbf{v}}\|$. This program is carried out in the following subsection.

A.2 Spike scale

We first focus on the scale of the spike r . We remind here the convention to assume normalized spike vectors, i.e. $\|\mathbf{u}\| = \|\mathbf{v}\| = \sqrt{d}$. Comparing to (29), it follows that

$$r = \frac{1}{\sqrt{pd}} \left\| \eta h_1 \mathbf{a}^{(0)} \right\| \times \left\| \frac{1}{n_0} \sum_{\mu=1}^{n_0} f_{\star}(\mathbf{x}^{\mu}) \mathbf{x}^{\mu} \right\|. \quad (32)$$

Remembering that $\mathbf{a}^{(0)} = \mathbf{1}_p / \sqrt{p}$, it follows that

$$\left\| \eta h_1 \mathbf{a}^{(0)} \right\| = d \tilde{\eta} h_1. \quad (33)$$

We now turn to the second term. As a mean of independent vectors, it concentrates in probability. We thus compute the expectation of the squared norm:

$$\mathbb{E}_{\mathcal{D}_0} \left\| \frac{1}{n_0} \sum_{\mu=1}^{n_0} f_{\star}(\mathbf{x}^{\mu}) \mathbf{x}^{\mu} \right\|^2 = \frac{1}{n_0} \sum_{i=1}^d \mathbb{E}_{\mathbf{x}} [f_{\star}(\mathbf{x})^2 x_i^2] + \frac{(n_0 - 1)}{n_0} \sum_{i=1}^d \mathbb{E}_{\mathbf{x}} [f_{\star}(\mathbf{x}) x_i]^2 \quad (34)$$

Note that $\theta^{\top} \mathbf{x} / \sqrt{d}$ and x_i have asymptotically vanishing correlation. To leading order, therefore

$$\mathbb{E}_{\mathbf{x}} [f_{\star}(\mathbf{x})^2 x_i^2] = \mathbb{E}_z [\sigma_{\star}(z)^2] + O_d(1/\sqrt{d}) = h_2^{\star} \quad (35)$$

$$\mathbb{E}_{\mathbf{x}} [f_{\star}(\mathbf{x}) x_i] = \mathbb{E}_z [\sigma'_{\star}(z)] \frac{\theta_i}{\sqrt{d}} = h_1^{\star} \frac{\theta_i}{\sqrt{d}} \quad (36)$$

Therefore

$$\mathbb{E}_{\mathcal{D}_0} \left\| \frac{1}{n_0} \sum_{\mu=1}^{n_0} f_{\star}(\mathbf{x}^{\mu}) \mathbf{x}^{\mu} \right\|^2 = \frac{d h_2^{\star}}{n_0} + \frac{(n_0 - 1) h_1^{\star 2}}{n_0} = \frac{h_2^{\star}}{\alpha_0} + h_1^{\star 2}. \quad (37)$$

Thus

$$r = \frac{\tilde{\eta} h_1}{\sqrt{\beta}} \left(\frac{h_2^{\star}}{\alpha_0} + h_1^{\star 2} \right)^{1/2}. \quad (38)$$

A.3 Spike/target alignment

We now turn to the spike/target alignment, defined as the overlap between the (normalized) target weights θ and spike v .

$$\gamma = \frac{\theta^{\top} \mathbf{v} \sqrt{d}}{d \|\mathbf{v}\|} = \frac{\frac{1}{n_0} \sum_{\mu=1}^{n_0} \sigma_{\star}(z^{\mu}) z^{\mu}}{\left\| \frac{1}{n_0} \sum_{\mu=1}^{n_0} f_{\star}(\mathbf{x}^{\mu}) \mathbf{x}^{\mu} \right\|}. \quad (39)$$

We noted $z^{\mu} \equiv \theta^{\top} \mathbf{x}^{\mu} / \sqrt{d}$. The numerator converges by the law of large numbers to h_1^{\star} , while the denominator was computed in the previous subsection. All in all, we reach

$$\gamma = \frac{h_1^{\star}}{\left(\frac{h_2^{\star}}{\alpha_0} + h_1^{\star 2} \right)^{1/2}} \quad (40)$$

A.4 Bulk variance

By symmetry, all rows of the bulk Δ (31) asymptotically share the same norm c_{Δ} . The norm of a row w of $W = W^{(0)} + \Delta$ thus has asymptotic norm

$$\|w_i\| = \sqrt{1 + c_{\Delta}^2 + 2c_{W\Delta}} \quad (41)$$

where

$$c_{\Delta} = \left\| \frac{\eta h_1}{n_0 p} \left(\sum_{\mu=1}^{n_0} \check{\sigma}(w^{(0)\top} x^{\mu}) f_{\star}(x^{\mu}) x^{\mu} \right) \right\| \quad (42)$$

$$c_{W\Delta} = \frac{\eta h_1}{n_0 p} \left(\sum_{\mu=1}^{n_0} \check{\sigma}(w^{(0)\top} x^{\mu}) f_{\star}(x^{\mu}) w^{(0)\top} x^{\mu} \right), \quad (43)$$

where with a slight abuse of notation we dropped the row index i , since all rows are equivalent.

$$\mathbb{E}_{\mathcal{D}_0}[c_{\Delta}^2] = \frac{\eta^2 h_1^2}{n_0 p^2} \sum_{i=1}^d \mathbb{E}_x[\check{\sigma}(w^{(0)\top} x)^2 \sigma_{\star}(\theta^{\top} x/\sqrt{d})^2 x_i^2] + \frac{(n_0 - 1)\eta^2 h_1^2}{n_0 p^2} \sum_{i=1}^d \mathbb{E}_x[\check{\sigma}(w^{(0)\top} x) \sigma_{\star}(\theta^{\top} x/\sqrt{d}) x_i]^2 \quad (44)$$

Because $w^{(0)\top} x, \theta^{\top} x/\sqrt{d}, x_i$ all have asymptotically vanishing $\Theta_d(1/\sqrt{d})$ correlations, the first summand reads to leading order

$$\mathbb{E}_x[\check{\sigma}(w^{(0)\top} x)^2 \sigma_{\star}(\theta^{\top} x/\sqrt{d})^2 x_i^2] = \check{h}_1^2 h_2^{\star} \quad (45)$$

The second summand reads, using Stein's lemma

$$\begin{aligned} \mathbb{E}_x[\check{\sigma}(w^{(0)\top} x) \sigma_{\star}(\theta^{\top} x/\sqrt{d}) x_i] &= w_i^{(0)} \mathbb{E}_x[\check{\sigma}'(w^{(0)\top} x) \sigma_{\star}(\theta^{\top} x/\sqrt{d})] + \frac{\theta_i}{\sqrt{d}} \mathbb{E}_x[\check{\sigma}(w^{(0)\top} x) \sigma'_{\star}(\theta^{\top} x/\sqrt{d})] \\ &= \Theta_d(1/d) \end{aligned} \quad (46)$$

We used

$$\mathbb{E}_z[\check{\sigma}(z)] = \mathbb{E}_z[\check{\sigma}'(z)] = 0 \quad (47)$$

respectively by definition of $\check{\sigma}$ and because σ is odd. Thus

$$\mathbb{E}_{\mathcal{D}_0}[c_{\Delta}^2] = \frac{\eta^2 h_1^2 \check{h}_1^2 h_2 d}{n_0 p^2} + \Theta_d(1/d) = \frac{\tilde{\eta}^2 h_1^2 \check{h}_1^2 h_2^{\star}}{\alpha_0 \beta^2} + o_d(1). \quad (48)$$

The cross-term $c_{\Delta W}$ can similarly be computed as

$$c_{W\Delta} = \frac{\eta h_1}{p} \mathbb{E}_x[\check{\sigma}(w^{(0)\top} x) \sigma_{\star}(\theta^{\top} x/\sqrt{d}) w^{(0)\top} x] \quad (49)$$

Again because all variables in the expectation are weakly correlated, and because the average of $\check{\sigma}$ is zero, we have that $c_{W\Delta}$ is vanishing to leading order.

$$c_{W\Delta} = o_d(1) \quad (50)$$

Finally, we thus have

$$c = 1 + \frac{\tilde{\eta}^2 h_1^2 \check{h}_1^2 h_2^{\star}}{\alpha_0 \beta^2} \quad (51)$$

A.5 Summary of the mapping

In summary, we have derived the asymptotic formulae for the equivalent sRF:

$$c = 1 + \frac{\tilde{\eta}^2 h_1^2 \check{h}_1^2 h_2^{\star}}{\alpha_0 \beta^2} \quad (52)$$

$$r = \frac{\tilde{\eta} h_1}{\sqrt{\beta}} \left(\frac{h_2^{\star}}{\alpha_0} + h_1^{\star 2} \right)^{1/2}, \quad (53)$$

$$\gamma = \frac{h_1^{\star}}{\left(\frac{h_2^{\star}}{\alpha_0} + h_1^{\star 2} \right)^{1/2}}, \quad (54)$$

which recovers equation (8) of Result 3.1.

B Derivation of Result 3.2

In this section we detail the heuristic derivation of Result 3.2, which shows the asymptotic equivalence of the sRF feature map (12) with the conditional feature map (13). This mapping is at the core of the exact asymptotic description detailed in the next appendix. The equivalent features $\varphi^g(x)$ first appeared in [2] (Theorem 4), where they are formulated in terms of second-order population statistics of the features $\varphi(x)$. In the same asymptotic limit as Result 3.1, these statistics admit compact asymptotically equivalent closed-form expressions, which we explicitly derive in the next subsection, thereby yielding the compact formulation of Result 3.2.

B.1 Building the equivalent feature map φ^g

We first remark that, since the data is Gaussian, $x \sim \mathcal{N}(0, \mathbb{I}_d)$, we can decompose it as

$$x = \kappa + x^\perp, \quad (55)$$

where $\kappa \equiv v^\top x / \sqrt{d} \sim \mathcal{N}(0, 1)$ and we noted $x^\perp \equiv \Pi^\perp x$ the component orthogonal to the spike, with Gaussian statistics $x^\perp \sim \mathcal{N}(0, \Pi^\perp)$. The sRF feature map (12) thus reads

$$\varphi(x) = \sigma \left(\kappa 1_p + \kappa \frac{Wv}{\sqrt{d}} + Wx^\perp \right) \quad (56)$$

Conditioning on the projection κ along the spike, this corresponds to a RF feature map with random biases $\kappa 1_p + \kappa Wv/\sqrt{d}$. One can compute the population mean and covariance of φ_x along the exact same lines as e.g. [23], leading to

$$\mathbb{E}_x[\varphi(x)_i] = \tilde{\kappa}_i^0. \quad (57)$$

$$\text{Cov}_x[\varphi(x)_i, \varphi(x)_j] = \tilde{\kappa}_i^1 \tilde{\kappa}_j^1 (W)_i^\top \Pi^\perp (W)_j + \delta_{ij} (\kappa_i^*)^2. \quad (58)$$

where

$$\tilde{\kappa}_i^0 \equiv \mathbb{E}_z[\sigma(\kappa + (W)_i^\top v/\sqrt{d} + z)] \quad (59)$$

$$\tilde{\kappa}_i^1 \equiv \mathbb{E}_z[z\sigma(\kappa + (W)_i^\top v/\sqrt{d} + z)] \quad (60)$$

$$\tilde{\kappa}_i^* = \sqrt{\mathbb{E}_z[\sigma(\kappa + (W)_i^\top v/\sqrt{d} + z)^2] - (\tilde{\kappa}_i^1)^2 - (\tilde{\kappa}_i^0)^2} \quad (61)$$

In other words, the features $\varphi(x)$ share the same second order statistics as the noisy features

$$\varphi^g(x)_i \equiv \tilde{\kappa}_i^0 + \tilde{\kappa}_i^1 (W)_i^\top x^\perp + \tilde{\kappa}_i^* \xi_i \quad (62)$$

where $\xi_i \sim \mathcal{N}(0, 1)$ is a stochastic noise. Note that in the definition of the $\kappa_i^{0,1,*}$ coefficients (59), $(W)_i^\top v/\sqrt{d} = \Theta_d(1/\sqrt{d})$, so one can expand them as

$$\tilde{\kappa}_i^0 \equiv \underbrace{\mathbb{E}_z[\sigma(\kappa + z)]}_{\mu_0(\kappa)} + (W)_i^\top v/\sqrt{d} \mu_1(\kappa) \quad (63)$$

$$\tilde{\kappa}_i^1 \equiv \underbrace{\mathbb{E}_z[z\sigma(\kappa + z)]}_{\mu_1(\kappa)} + (W)_i^\top v/\sqrt{d} \underbrace{\mathbb{E}_z[z\sigma'(\kappa + z)]}_{\equiv \mu_3(\kappa)} \quad (64)$$

$$\tilde{\kappa}_i^* = \underbrace{\sqrt{\mathbb{E}_z[\sigma(\kappa + z)^2] - (\kappa^1)^2 - (\kappa^0)^2}}_{\mu_2(\kappa)} + O_d(1/\sqrt{d}) \quad (65)$$

So

$$\varphi^g(x)_i \equiv \mu_0(\kappa) + \mu_1(\kappa) (W)_i^\top x + \mu_3(\kappa) \times \frac{(W)_i^\top v}{\sqrt{d}} \times (W)_i x^\perp + \mu_2(\kappa) \xi_i + \xi_i \Theta_d(1/\sqrt{d}) \quad (66)$$

Finally, note that the $\mu_3(\kappa)$ term is subleading compared to the second term, and should be asymptotically unsequential for the learning, and we assume that it can be safely neglected. By the same token, the last term is a subleading correction to the noise term and is assumed negligible. These approximations allow to reach the asymptotically equivalent compact expression

$$\varphi^g(x) \equiv \mu_0(\kappa) 1_p + \mu_1(\kappa) W^\top x + \mu_2(\kappa) \xi. \quad (67)$$

Putting these assumptions on fully rigorous grounds warrants a more careful control on how the neglected term impact the learning, and is left for future work. Finally, from the rigorous result of [2], only the two first (conditional) moments of the features matter for the asymptotic test error. Therefore, the features $\varphi(x)$, $\varphi^g(x)$ share the same asymptotic test error, which finishes the derivation of Result 3.2.

C Derivation of Result 3.3

In this Appendix, we detail the derivation of Result 3.3. The derivation leverages the replica method from statistical physics [15, 16] in its replica-symmetric formulation, in conjunction with Result 3.2. On a technical level, the derivation builds upon the formal equivalence between the distribution of the equivalent features $\varphi^g(x)$ (13) with a mixture of Gaussians with infinitely many κ -indexed clusters, similarly to the superstatistical approach of [57, 58] in another setting.

First observe that for any test function $\phi(\hat{\mathbf{a}})$ of the minimizer $\hat{\mathbf{a}}$ of (4),

$$\phi(\hat{\mathbf{a}}) = \lim_{\omega \rightarrow \infty} \mathbb{E}_{\mathcal{D}} \frac{1}{Z} \int d\mathbf{a} \phi(\mathbf{a}) e^{-\omega \mathcal{R}_\lambda[\mathbf{a}]}, \quad (68)$$

where we remind that $R[\mathbf{a}]$ denotes the empirical risk (4), and we denoted

$$Z \equiv \int d\mathbf{a} e^{-\omega \mathcal{R}_\lambda[\mathbf{a}]} \quad (69)$$

the normalization factor, also known as the *partition function* in statistical physics. It is therefore important to the generating function associated to the measure (68), namely $\mathbb{E} \ln Z$. Such computations can be addressed using the *replica* method from statistical physics [15, 16], leveraging the identity

$$\ln Z = \lim_{s \rightarrow 0} \frac{Z^s - 1}{s}. \quad (70)$$

The backbone of the derivation thus lies in the computation of $\mathbb{E} Z^s$.

C.1 Reminder of setting and notations

Because of Result 3.2, we take as a starting point that one can assume the sRF features $\mathbf{z} = \varphi(x)$ (12) are distributed as

$$\begin{aligned} \mathbf{z} &= \mu_0(\kappa) \mathbf{1}_p + \mu_1(\kappa) W \mathbf{x} + \mu_2(\kappa) \boldsymbol{\xi} \\ &= \mu_0(\kappa) \mathbf{1}_p + 1/\sqrt{d} \mu_1(\kappa) \kappa W \mathbf{v} + \mu_1(\kappa) W \Pi^\perp \mathbf{x} + \mu_2(\kappa) \boldsymbol{\xi} \end{aligned} \quad (71)$$

where $\kappa \equiv \frac{\mathbf{v}^\top \mathbf{z}}{\sqrt{d}} \sim \mathcal{N}(0, 1)$, $\mathbf{u} = \mathbf{1}_d$, $\mathbf{x} \sim \mathcal{N}(0, \mathbb{I}_d)$, $\boldsymbol{\xi} \sim \mathcal{N}(0, \mathbb{I}_p)$. We remind that

$$\mu_0(\kappa) = \mathbb{E}_w \sigma(w + r\kappa) \quad (72)$$

$$\mu_1(\kappa) = \frac{1}{c} \mathbb{E}_w w \sigma(w + r\kappa) \quad (73)$$

$$\mu_2(\kappa) = \sqrt{\mathbb{E}_w \sigma^2(w + r\kappa) - c(\mu_1(\kappa))^2 - (\mu_0(\kappa))^2}, \quad (74)$$

where expectations bear over $w \sim \mathcal{N}(0, c)$. Finally, we consider a generic target function

$$f_\star(\mathbf{x}) = \sigma_\star(\kappa, \boldsymbol{\theta}^\top \Pi^\perp \mathbf{x} / \sqrt{d}). \quad (75)$$

Note that single-index models considered in the main text constitute a special case of this family of functions, which we consider here for generality. We look at the empirical risk minimization over \mathbf{a} of

$$R[\mathbf{a}] = \sum_{\mu=1}^n \ell(f_\star(\mathbf{x}^\mu), \mathbf{a}^\top \mathbf{z}^\mu / \sqrt{p}) + g(\mathbf{a}), \quad (76)$$

for generic convex loss ℓ and ℓ_2 regularizer $g(\cdot) = \lambda/2 \|\cdot\|^2$. We shall provide a detailed derivation in this generic case, and only specialize to the particular case of square loss addressed in Result 3.3 at the end of the derivation.

C.2 Replica computation

The replicated partition function reads

$$Z^s = \int \prod_{r=1}^s d\mathbf{a}_r e^{-\omega g(\mathbf{a}_r)} \left[\underbrace{\mathbb{E}_{\mathbf{x}} \prod_{r=1}^s e^{-\omega \ell(f_\star(\mathbf{x}), \mathbf{a}_r^\top \mathbf{z} / \sqrt{p})}}_{(*)} \right]^n \quad (77)$$

We now expand (\star) .

$$(\star) = \mathbb{E}_{\kappa, \mathbf{x}^\perp, \xi} \prod_{r=1}^s e^{-\omega \ell(\sigma_*(\kappa, \lambda_*), \mu_0(\kappa) m_r + \mu_1(\kappa) \kappa \zeta_r + \mu_1(\kappa) g_r + \mu_2(\kappa) h_r)} \quad (78)$$

We defined the summary statistics

$$m_r = \frac{\mathbf{a}_r^\top \mathbf{1}_p}{\sqrt{p}}, \quad \zeta_r = \frac{\mathbf{a}_r^\top W \mathbf{v}}{\sqrt{dp}}, \quad q_{rr'}^1 = \frac{\mathbf{a}_r^\top \Omega \mathbf{a}_{r'}}{p}, \quad q_{rr'}^2 = \frac{\mathbf{a}_r^\top \mathbf{a}_{r'}}{p}, \quad (79)$$

and local fields

$$g_r = \frac{\mathbf{a}_r^\top W \Pi^\perp \mathbf{x}}{\sqrt{p}}, \quad h_r = \frac{\mathbf{a}_r^\top \xi}{\sqrt{p}}, \quad \lambda_* = \frac{\boldsymbol{\theta}^\top \Pi^\perp \mathbf{x}}{\sqrt{d}} \quad (80)$$

where

$$\Omega = W \Pi^\perp W^\top. \quad (81)$$

One can then rewrite (\star) more compactly as

$$(\star) = \mathbb{E}_\kappa \left[\mathbb{E}_{\lambda_*, \{\lambda_r\}_{r=1}^s} e^{-\omega \sum_{r=1}^s \ell(\sigma_*(\kappa, \lambda_*), \mu_0(\kappa) m_r + \mu_1(\kappa) \kappa \zeta_r + \lambda_r)} \right] \quad (82)$$

where the fields λ_*, λ_r are Gaussian with statistics

$$\begin{aligned} \langle \lambda_r \lambda_{r'} \rangle &= \mu_1(\kappa)^2 q_{rr'}^1 + \mu_2(\kappa)^2 q_{rr'}^2 \\ \langle \lambda_*^2 \rangle &= \frac{\boldsymbol{\theta}^\top \Pi^\perp \boldsymbol{\theta}}{d} \equiv \rho \\ \langle \lambda_r \lambda_* \rangle &= \mu_1(\kappa) \frac{\mathbf{a}_r^\top W \Pi^\perp \boldsymbol{\theta}}{\sqrt{pd}} \equiv \mu_1(\kappa) \psi_r \end{aligned} \quad (83)$$

Introducing Dirac's deltas in their Fourier form to enforce the definitions of the summary statistics $m_r, \zeta_r, q_{rr'}^{1,2}, \psi_r$, the replicated partition function then reads

$$\begin{aligned} Z^s &= \int \prod_{r=1}^s dm_r d\hat{m}_r d\zeta_r d\hat{\zeta}_r d\psi_r d\hat{\psi}_r \prod_{r,r'} dq_{rr'}^1 d\hat{q}_{rr'}^1 d\hat{q}_{rr'}^2 d\hat{q}_{rr'}^2 e^{\underbrace{-\sqrt{p} \sum_r m_r \hat{m}_r - \sqrt{dp} \sum_r (\zeta_r \hat{\zeta}_r + \psi_r \hat{\psi}_r) - p \sum_{a \leq b} (q_{rr'}^1 \hat{q}_{rr'}^1 + q_{rr'}^2 \hat{q}_{rr'}^2)}_{e^{s\omega p \Psi_t}}} \\ &\quad \int \prod_r d\mathbf{a}_r e^{\underbrace{-\omega \sum_r g(\mathbf{a}_r) + \sum_{r=1}^s \mathbf{a}_r^\top (\hat{m}_r \mathbf{1}_p + \hat{\zeta}_r W \mathbf{v} + \hat{\psi}_r W \Pi^\perp \boldsymbol{\theta}) + \sum_{r \leq r'} (\hat{q}_{rr'}^1 \mathbf{w}_r^\top \Omega \mathbf{w}_{r'} + \hat{q}_{rr'}^2 \mathbf{w}_r^\top \mathbf{w}_{r'})}_{e^{s\omega p \Psi_w}}} \\ &\quad \underbrace{\left[\mathbb{E}_\kappa \left(\mathbb{E}_{\lambda_*, \{\lambda_r\}_{r=1}^s} e^{-\omega \sum_{r=1}^s \ell(\sigma_*(\kappa, \lambda_*), \mu_0(\kappa) m^a + \mu_1(\kappa) \kappa \zeta^a + \lambda_r)} \right) \right]^n}_{e^{\alpha/\beta s \omega p \Psi_y}} \end{aligned} \quad (84)$$

We'll refer to these three terms respectively as the trace, entropic and energetic terms. Note that all terms in the exponents are a priori $\Theta_d(d)$, thus large. It is therefore possible to compute the integral over the summary statistics $m_r, \zeta_r, q_{rr'}^{1,2}, \psi_r$ and respective conjugate variables using Laplace's method, thereby reducing the problem to finding the extremum of $s\Psi_t + s\Psi_w + \alpha s\Psi_y$.

C.3 Replica symmetric ansatz

The extremization remains challenging on several levels, notably because it involves $s^2 + 5s$ variables, and the replica method requires to take the limit $s \rightarrow 0$. To make the problem tractable, we will seek the extremum assuming it has the

replica-symmetric form

$$\begin{aligned}
\forall 1 \leq r, r' \leq s, \quad q_{rr'}^t &= \delta_{rr'}(r^t - q^t) + q^t \\
\forall 1 \leq r \leq s, \quad m_r &= m \\
\forall 1 \leq r \leq s, \quad \zeta_r &= \zeta \\
\forall 1 \leq r \leq s, \quad \psi_r &= \psi
\end{aligned} \tag{85}$$

for $\iota = 1, 2$, and similarly for the hat variables:

$$\begin{aligned}
\forall 1 \leq r, r' \leq s, \quad \hat{q}_{ab}^t &= \delta_{ab}(-\frac{1}{2}\hat{r}^t - \hat{q}^t) + \hat{q}^t \\
\forall 1 \leq r \leq s, \quad \hat{m}_r &= \hat{m} \\
\forall 1 \leq r \leq s, \quad \hat{\zeta}_r &= \hat{\zeta} \\
\forall 1 \leq r \leq s, \quad \hat{\psi}_r &= \hat{\psi}
\end{aligned} \tag{86}$$

Like in e.g. [56], we also introduce the variance order parameters

$$V_\iota = r_\iota - q_\iota, \quad \hat{V}_\iota = \hat{r}_\iota + \hat{q}_\iota. \tag{87}$$

C.4 Computing the free energy

Entropic term The computation of the entropic term follows from the derivation of [59], with but minor changes. The entropic term thus reads,

$$p\omega\Psi_w = \mathbb{E}_\xi \ln \int d\mathbf{a} e^{-\omega g(\mathbf{a}) - \frac{1}{2}\mathbf{a}^\top (\hat{V}_1\Omega + \hat{V}_2\mathbb{I}_p)\mathbf{a} + \mathbf{a}^\top (\hat{m}\mathbf{1}_p + \hat{\zeta}W\mathbf{v} + \hat{\psi}W\Pi^\perp\boldsymbol{\zeta} + (\hat{q}_1\Omega + \hat{q}_2\mathbb{I}_p)^{1/2}\boldsymbol{\xi})} \tag{88}$$

In the $\omega \rightarrow \infty$ limit, rescaling the conjugate statistics as

$$\hat{q}_\iota \rightarrow \omega^2 \hat{q}_\iota, \quad \hat{m}, \hat{V}_\iota, \hat{\zeta}, \hat{\psi} \rightarrow \omega \hat{m}, \omega \hat{V}_\iota, \omega \hat{\zeta}, \omega \hat{\psi}, \tag{89}$$

the entropic potential can finally be rewritten in the $\omega \rightarrow \infty$ limit as

$$\Psi_w = -\mathbb{E}_\xi \mathcal{M}_g(\boldsymbol{\xi}) \tag{90}$$

where we define the Moreau envelope

$$\mathcal{M}_g(\boldsymbol{\xi}) = \inf_{\mathbf{a}} \left\{ g(\mathbf{a}) + \frac{1}{2}\mathbf{a}^\top (\hat{V}_1\Omega + \hat{V}_2\mathbb{I}_p)\mathbf{a} - \mathbf{a}^\top \left(\hat{m}\mathbf{1}_p + \hat{\zeta}W\mathbf{v} + \hat{\psi}W\Pi^\perp\boldsymbol{\theta} + (\hat{q}_1\Omega + \hat{q}_2\mathbb{I}_p)^{1/2}\boldsymbol{\xi} \right) \right\} \tag{91}$$

For the case $g = \lambda/2 \|\cdot\|^2$, this simplifies to

$$\Psi_w = \frac{1}{2p} \text{Tr} \left[\left(\hat{m}^2 \mathbf{1}_p \mathbf{1}_p^\top + \hat{\zeta}^2 W \mathbf{v} \mathbf{v}^\top W^\top + \hat{\psi}^2 W \Pi^\perp \boldsymbol{\theta} \boldsymbol{\theta}^\top \Pi^\perp W^\top + \hat{q}_1 \Omega + \hat{q}_2 \mathbb{I}_d \right) \left(\hat{V}_1 \Omega + \hat{V}_2 \mathbb{I}_d + \lambda \mathbb{I}_d \right)^{-1} \right] \tag{92}$$

Energetic term The energetic term is the same as for a Gaussian mixture computation as in e.g. [60, 61, 62, 63] for Gaussian mixture distributions, with the \mathbb{E}_{κ} playing the role of the sum over clusters. In other words, the equivalent feature map (13) is formally equivalent to an *infinite mixture* of Gaussian clusters indexed by the projection κ on the spike \mathbf{v} . Note that the formal equivalence to infinite Gaussian mixtures was already studied in [57, 58], in the context of learning from heavy-tailed data. Exploiting this formal equivalence, the expectation over $\{\lambda_a\}$ can be carried out and give a Moreau envelope in the $\omega \rightarrow \infty$ limit, yielding

$$\Psi_y = -\mathbb{E}_{\kappa, \xi, y} \mathcal{M}(\xi, \kappa, y) \tag{93}$$

where $\xi \sim \mathcal{N}(0, 1)$ and

$$\mathcal{M}(\xi, \kappa, y) = \inf_x \left\{ \frac{1}{2V(\kappa)} (x - \mu_1(\kappa)\psi y - \sqrt{\rho q(\kappa) - \mu_1(\kappa)^2 \psi^2 \xi})^2 + \ell(\sigma_\star(\kappa, y), \mu_0(\kappa)m + \mu_1(\kappa)\kappa\zeta + x) \right\} \tag{94}$$

we noted

$$q(\kappa) = \mu_1(\kappa)^2 q_1 + \mu_2(\kappa)^2 q_2, \quad V(\kappa) = \mu_1(\kappa)^2 V_1 + \mu_2(\kappa)^2 V_2. \tag{95}$$

In (93), all expectations bear over zero-mean, unit variance Gaussian variables. Note that $q(\kappa), V(\kappa)$ are the exact equivalents of q_k, V_k in e.g. [61] or [63], i.e. the overlaps associated to cluster index κ . As previously mentioned, the equivalent map (13) formally coincides with an infinite Gaussian mixture, with κ indexing the cluster.

Trace term Note that in contrast to e.g. [60, 61, 63], in the trace term Ψ_t , the $\hat{m}m$ term is multiplied by \sqrt{d} instead of d . This is due to the fact that the cluster centroids, whose role is here played by $u = 1_p$, is of norm \sqrt{d} , whereas [60][61] consider Gaussian clusters separated by centroids of norm $\Theta_d(1)$. The computation of the trace term however follows identical steps as e.g. [56], yielding

$$\begin{aligned}\Psi_t &= -\frac{1}{2}(\hat{V}_1 q_1 - \hat{q}_1 V_1) - \frac{1}{2}(\hat{V}_2 q_2 - \hat{q}_2 V_2) + \frac{1}{\sqrt{d}} m \hat{m} + \frac{1}{\sqrt{\beta}} \psi \hat{\psi} + \frac{1}{\sqrt{\beta}} \zeta \hat{\zeta} \\ &= -\frac{1}{2}(\hat{V}_1 q_1 - \hat{q}_1 V_1) - \frac{1}{2}(\hat{V}_2 q_2 - \hat{q}_2 V_2) + \frac{1}{\sqrt{\beta}} \psi \hat{\psi} + \frac{1}{\sqrt{\beta}} \zeta \hat{\zeta}\end{aligned}\quad (96)$$

Comparing to [61], the $\hat{m}m$ term in the free energy is thus vanishing asymptotically.

Free energy Putting everything together, the free energy is

$$\begin{aligned}f &= \underset{q_i, V_i, m, \psi, \zeta, \hat{q}_i, \hat{V}_i, \hat{m}, \hat{\psi}, \hat{\zeta}}{\text{extr}} \left\{ -\frac{1}{2}(\hat{V}_1 q_1 - \hat{q}_1 V_1) - \frac{1}{2}(\hat{V}_2 q_2 - \hat{q}_2 V_2) + \frac{1}{\sqrt{\beta}} \psi \hat{\psi} + \frac{1}{\sqrt{\beta}} \zeta \hat{\zeta} \right. \\ &\quad \left. - \frac{1}{2p} \text{Tr} \left[\left(\hat{m}^2 1_p 1_p^\top + \hat{\zeta}^2 W v v^\top W^\top + \hat{\psi}^2 W \Pi^\perp \boldsymbol{\theta} \boldsymbol{\theta}^\top \Pi^\perp W^\top + \hat{q}_1 \Omega + \hat{q}_2 \mathbb{I}_d \right) \left(\hat{V}_1 \Omega + \hat{V}_2 \mathbb{I}_d + \lambda \mathbb{I}_d \right)^{-1} \right] \right. \\ &\quad \left. + \frac{\alpha}{\beta} \mathbb{E}_{\kappa, \xi} \mathcal{M}(\xi, \kappa) \right\}\end{aligned}\quad (97)$$

The free energy can be simplified, noting that the zero-gradient (saddle-point) condition on \hat{m} can be written as

$$0 \stackrel{!}{=} \hat{m} \text{Tr} \left[1_p 1_p^\top \left(\hat{V}_1 \Omega + \hat{V}_2 \mathbb{I}_d + \lambda \mathbb{I}_d \right)^{-1} \right], \quad (98)$$

which imposes $\hat{m} = 0$. The free energy now simplifies to

$$\begin{aligned}f &= \underset{q_i, V_i, m, \psi, \zeta, \hat{q}_i, \hat{V}_i, \hat{\psi}, \hat{\zeta}}{\text{extr}} \left\{ -\frac{1}{2}(\hat{V}_1 q_1 - \hat{q}_1 V_1) - \frac{1}{2}(\hat{V}_2 q_2 - \hat{q}_2 V_2) + \frac{1}{\sqrt{\beta}} \psi \hat{\psi} + \frac{1}{\sqrt{\beta}} \zeta \hat{\zeta} \right. \\ &\quad \left. - \frac{1}{2p} \text{Tr} \left[\left(\hat{\zeta}^2 W v v^\top W^\top + \hat{\psi}^2 W \Pi^\perp \boldsymbol{\theta} \boldsymbol{\theta}^\top \Pi^\perp W^\top + \hat{q}_1 \Omega + \hat{q}_2 \mathbb{I}_d \right) \left(\hat{V}_1 \Omega + \hat{V}_2 \mathbb{I}_d + \lambda \mathbb{I}_d \right)^{-1} \right] \right. \\ &\quad \left. + \frac{\alpha}{\beta} \mathbb{E}_{\kappa, \xi} \mathcal{M}(\xi, \kappa) \right\}\end{aligned}\quad (99)$$

Let us massage the expression in the trace further, by explicitly replacing Ω by its definition, namely $\Omega = W W^\top - 1/d W v v^\top W^\top$. The term in the trace then becomes

$$(a) \equiv \frac{1}{p} \text{Tr} \left[\left((\hat{\zeta}^2 - \hat{q}_1/d) W v v^\top W^\top + \hat{\psi}^2 W \Pi^\perp \boldsymbol{\theta} \boldsymbol{\theta}^\top \Pi^\perp W^\top + \hat{q}_1 W W^\top + \hat{q}_2 \mathbb{I}_d \right) \left(\hat{V}_1 W W^\top - \hat{v}_1/d W v v^\top W + \hat{V}_2 \mathbb{I}_d + \lambda \mathbb{I}_d \right)^{-1} \right] \quad (100)$$

The \hat{q}_1/d in the numerator can be safely neglected as a small correction to $\hat{\zeta}^2$. On the other hand, one has to take care of the spike in the denominator using the Sherman-Morrison lemma. Using the shorthand

$$S \equiv \hat{V}_1 W W^\top + \hat{V}_2 \mathbb{I}_d + \lambda \mathbb{I}_d \quad (101)$$

one can write the denominator as

$$(S - \hat{v}_1/d W v v^\top W^\top)^{-1} = S^{-1} + \frac{\hat{V}_1}{d} \frac{S^{-1} W v v^\top W^\top S^{-1}}{1 - \frac{\hat{V}_1}{d} \text{Tr}[W v v^\top W^\top S^{-1}]}. \quad (102)$$

The trace term (a) thus decomposes as

$$\begin{aligned}(a) &= \frac{1}{p} \text{Tr} \left[\left(\hat{\zeta}^2 W v v^\top W^\top + \hat{\psi}^2 W \Pi^\perp \boldsymbol{\theta} \boldsymbol{\theta}^\top \Pi^\perp W^\top + \hat{q}_1 W W^\top + \hat{q}_2 \mathbb{I}_d \right) S^{-1} \right] \\ &\quad + \underbrace{\frac{\hat{V}_1}{pd} \frac{\text{Tr} \left[\left(\hat{\zeta}^2 W v v^\top W^\top + \hat{\psi}^2 W \Pi^\perp \boldsymbol{\theta} \boldsymbol{\theta}^\top \Pi^\perp W^\top + \hat{q}_1 W W^\top + \hat{q}_2 \mathbb{I}_d \right) S^{-1} W v v^\top W^\top S^{-1} \right]}{1 - \frac{\hat{V}_1}{d} \text{Tr}[W v v^\top W^\top S^{-1}]}}_{(b)}\end{aligned}\quad (103)$$

We turn to the simplification of the numerator of (b), sequentially examining each of the three terms composing it. First,

$$\hat{\psi}^2 W \Pi^\perp \theta \theta^\top \Pi^\perp W^\top S^{-1} W v v^\top W^\top S^{-1} = \hat{\psi}^2 \left((\Pi^\perp \theta)^\top W^\top S^{-1} W v \right)^2 = O_d(d), \quad (104)$$

where we used that $\Pi^\perp \theta, v$ are orthogonal, so the squared scalar product of these vectors, with the uncorrelated matrix in between, should be asymptotically at most $O_d(\sqrt{d})$. Turning to the second term:

$$\hat{q}_1 W W^\top S^{-1} W v v^\top W^\top S^{-1} = \hat{q}_1 \|W^\top S^{-1} W v\|^2 = O_d(d). \quad (105)$$

Finally

$$\hat{\zeta}^2 W v v^\top W^\top S^{-1} W v v^\top W^\top S^{-1} = \hat{\zeta}^2 \left(v^\top W^\top S^{-1} W v \right)^2 = \Theta_d(d^2). \quad (106)$$

In short, only the third term yields a $\Theta_d(1)$ contribution in (b), i.e.

$$(b) = o_d(1) + \frac{\hat{\zeta}^2 \hat{V}_1}{pd} \frac{\text{Tr}[W v v^\top W^\top S^{-1}]^2}{1 - \frac{\hat{V}_1}{d} \text{Tr}[W v v^\top W^\top S^{-1}]} \quad (107)$$

Finally, the (a) term can be written in fully asymptotic form, by introducing the limiting distribution $\nu(\varrho, \tau, \pi)$ of Assumption 3.2:

$$(a) = \int d\nu(\varrho, \tau, \pi) \frac{\hat{\zeta}^2 \tau^2 \varrho + \hat{\psi}^2 \varrho \pi^2 + \hat{q}_1 \varrho + \hat{q}_2}{\hat{V}_1 \varrho + \hat{V}_2 + \lambda} + \beta \hat{\zeta}^2 \hat{V}_1 \frac{\left(\int d\nu(\varrho, \tau, \pi) \frac{\tau^2 \varrho}{\hat{V}_1 \varrho + \hat{V}_2 + \lambda} \right)^2}{1 - \beta \hat{V}_1 \int d\nu(\varrho, \tau, \pi) \frac{\tau^2 \varrho}{\hat{V}_1 \varrho + \hat{V}_2 + \lambda}}, \quad (108)$$

thereby yielding the expression for the free energy

$$f = \underset{q_\iota, V_\iota, m, \psi, \zeta, \hat{q}_\iota, \hat{V}_\iota, \hat{\psi}, \hat{\zeta}}{\text{extr}} \left\{ -\frac{1}{2} (\hat{V}_1 q_1 - \hat{q}_1 V_1) - \frac{1}{2} (\hat{V}_2 q_2 - \hat{q}_2 V_2) + \frac{1}{\sqrt{\beta}} \psi \hat{\psi} + \frac{1}{\sqrt{\beta}} \zeta \hat{\zeta} + \frac{\alpha}{\beta} \mathbb{E}_{\kappa, \xi} \mathcal{M}(\xi, \kappa) \right. \\ \left. - \frac{1}{2} \int d\nu(\varrho, \tau, \pi) \frac{\hat{\zeta}^2 \tau^2 \varrho + \hat{\psi}^2 \varrho \pi^2 + \hat{q}_1 \varrho + \hat{q}_2}{\hat{V}_1 \varrho + \hat{V}_2 + \lambda} - \beta \frac{\hat{\zeta}^2 \hat{V}_1}{2} \frac{\left(\int d\nu(\varrho, \tau, \pi) \frac{\tau^2 \varrho}{\hat{V}_1 \varrho + \hat{V}_2 + \lambda} \right)^2}{1 - \beta \hat{V}_1 \int d\nu(\varrho, \tau, \pi) \frac{\tau^2 \varrho}{\hat{V}_1 \varrho + \hat{V}_2 + \lambda}} \right\} \quad (109)$$

Comments on the limiting density ν Let us briefly comment on the form of the limiting distribution ν . To build intuition, let us further relax in this paragraph only the strict normalization on the norm of the rows of W , and assume the rows are independently sampled from $\mathcal{N}(0, c\mathbb{I}_d)$. Finally, by the same token, let us assume $v \sim \mathcal{N}(0, \mathbb{I}_d)$ and $\theta \stackrel{d}{=} \gamma v + \mathcal{N}(0, (1 - \gamma^2)\mathbb{I}_d)$, so that they are Gaussian vectors with standard deviation \sqrt{d} and average overlap γ . Note that relaxing the spherical constraint on all vectors, and allowing them to be sampled from Gaussian distributions with matching statistics, is expected to lead to an asymptotically equivalent problem, and is only considered in this paragraph to ease the discussion. In this setting, it is straightforward to see that the measure ν decomposes as the simple product measure

$$\nu = c \otimes \mu_{\text{MP}}^\beta \times \check{\nu} \quad (110)$$

where μ_{MP}^β denotes the Marcenko-Pastur density with aspect ratio β , and the notation $a \otimes \mu$ denotes the pushforward $(a \otimes \mu)(\lambda) = \mu(a\lambda)$. We denoted $\check{\nu}$ the joint distribution of the random variables $x, y - \gamma x$ for $x, y \sim \mathcal{N}(0, 1)$ independently.

C.5 Saddle-point equations

We explicit the saddle-point equations associated to the optimization problem (109). Define x^* as the minimizer of the Moreau envelope, and the proximal

$$\text{prox}(y, \kappa, \xi) = \frac{1}{V(\kappa)} (x^* - \mu_1(\kappa) \psi y - \sqrt{\rho q(\kappa) - \psi^2 \mu_1(\kappa)^2} \xi). \quad (111)$$

The saddle-point equations read

$$\begin{cases}
q_1 = \int d\nu(\varrho, \tau, \pi) \varrho \frac{(\hat{q}_1 \varrho + \hat{q}_2 + \hat{\zeta}^2 \varrho \tau^2 + \hat{\psi}^2 \varrho \pi^2)}{(\lambda + \hat{V}_1 \varrho + \hat{V}_2)^2} \\
\quad - \beta \hat{\zeta}^2 \frac{\left(\int d\nu(\varrho, \tau, \pi) \frac{\tau^2 \varrho}{\hat{V}_1 \varrho + \hat{V}_2 + \lambda} \right)^2 + \frac{1}{\beta} \int d\nu(\varrho, \tau, \pi) \frac{\tau^2 \varrho^2}{(\lambda + \hat{V}_1 \varrho + \hat{V}_2)^2} \left[\left(1 - \beta \hat{V}_1 \int d\nu(\varrho, \tau, \pi) \frac{\tau^2 \varrho}{\hat{V}_1 \varrho + \hat{V}_2 + \lambda} \right)^2 - 1 \right]}{\left(1 - \beta \hat{V}_1 \int d\nu(\varrho, \tau, \pi) \frac{\tau^2 \varrho}{\hat{V}_1 \varrho + \hat{V}_2 + \lambda} \right)^2} \\
q_2 = \int d\nu(\varrho, \tau, \pi) \frac{(\hat{q}_1 \varrho + \hat{q}_2 + \hat{\zeta}^2 \varrho \tau^2 + \hat{\psi}^2 \varrho \pi^2)}{(\lambda + \hat{V}_1 \varrho + \hat{V}_2)^2} - \hat{\zeta}^2 \int d\nu(\varrho, \tau, \pi) \frac{\tau^2 \varrho}{(\lambda + \hat{V}_1 \varrho + \hat{V}_2)^2} \left[1 - \frac{1}{\left(1 - \beta \hat{V}_1 \int d\nu(\varrho, \tau, \pi) \frac{\tau^2 \varrho}{\hat{V}_1 \varrho + \hat{V}_2 + \lambda} \right)^2} \right] \\
V_1 = \int d\nu(\varrho, \tau, \pi) \varrho \frac{1}{\lambda + \hat{V}_1 \varrho + \hat{V}_2} \\
V_2 = \int d\nu(\varrho, \tau, \pi) \frac{1}{\lambda + \hat{V}_1 \varrho + \hat{V}_2} \\
m = \inf_m \mathbb{E}_{\kappa, y, \xi} \mathcal{M} \\
\zeta = \hat{\zeta} \sqrt{\beta} \int d\nu(\varrho, \tau, \pi) \varrho \tau^2 \frac{1}{\lambda + \hat{V}_1 \varrho + \hat{V}_2} + \beta^{3/2} \hat{\zeta} \hat{V}_1 \frac{\left(\int d\nu(\varrho, \tau, \pi) \frac{\tau^2 \varrho}{\hat{V}_1 \varrho + \hat{V}_2 + \lambda} \right)^2}{1 - \beta \hat{V}_1 \int d\nu(\varrho, \tau, \pi) \frac{\tau^2 \varrho}{\hat{V}_1 \varrho + \hat{V}_2 + \lambda}} \\
\psi = \hat{\psi} \sqrt{\beta} \int d\nu(\varrho, \tau, \pi) \varrho \pi^2 \frac{1}{\lambda + \hat{V}_1 \varrho + \hat{V}_2}
\end{cases} \tag{112}$$

$$\begin{cases}
\hat{V}_1 = -\frac{\alpha}{\beta} \mathbb{E}_{\kappa, y, \xi} \frac{\rho \mu_1(\kappa)^2}{\sqrt{\rho q(\kappa) - \psi^2 \mu_1(\kappa)^2}} \text{prox}(y, \kappa, \xi) \\
\hat{q}_1 = \frac{\alpha}{\beta} \mathbb{E}_{\kappa, y, \xi} \mu_1(\kappa)^2 \text{prox}(y, \kappa, \xi)^2 \\
\hat{V}_2 = -\frac{\alpha}{\beta} \mathbb{E}_{\kappa, y, \xi} \frac{\rho \mu_2(\kappa)^2}{\sqrt{\rho q(\kappa) - \psi^2 \mu_1(\kappa)^2}} \text{prox}(y, \kappa, \xi) \\
\hat{q}_2 = \frac{\alpha}{\beta} \mathbb{E}_{\kappa, y, \xi} \mu_2(\kappa)^2 \text{prox}(y, \kappa, \xi)^2 \\
\hat{\zeta} = -\frac{\alpha}{\sqrt{\beta}} \mathbb{E}_{\kappa, y, \xi} \kappa \mu_1(\kappa) \ell'(\sigma_*(\kappa, y), \mu_0(\kappa) m + \mu_1(\kappa) \kappa \zeta + x^*) \\
\hat{\psi} = \frac{\alpha}{\sqrt{\beta}} \mathbb{E}_{\kappa, y, \xi} \left(\mu_1(\kappa) y - \frac{\psi \mu_1(\kappa)^2}{\rho q(\kappa) - \psi^2 \mu_1(\kappa)^2} \xi \right) \text{prox}(y, \kappa, \xi)
\end{cases} \tag{113}$$

C.6 Saddle point equations for the square loss

These expressions simplify for the square loss. Define the minimizer x^* of the Moreau envelope for $\ell(y, z) = 1/2(y - z)^2$:

$$x^*(\kappa, \xi) = \frac{V(\kappa) (\sigma_*(\kappa, y) - \mu_0(\kappa) m - \mu_1(\kappa) \kappa \zeta - \mu_1(\kappa) \psi) + \sqrt{\rho q(\kappa) - \mu_1(\kappa)^2 \psi^2} \xi + \mu_1(\kappa) \psi y}{1 + V(\kappa)}. \tag{114}$$

The saddle point for m admits a compact closed form expression. Writing the saddle point equation for m indeed imposes that

$$\begin{aligned}
0 &= \partial_m \mathbb{E}_{\kappa, \xi} \mathcal{M}(\xi, \kappa) \\
&= \mathbb{E}_{\kappa, \xi} \left[\mu_0(\kappa) \left(f_*(\kappa) - \mu_0(\kappa) m - \frac{V(\kappa) f_*(\kappa) - V(\kappa) \mu_0(\kappa) m + \sqrt{q(\kappa)} \xi}{1 + V(\kappa)} \right) \right],
\end{aligned} \tag{115}$$

from which it follows that

$$m \mathbb{E}_{\kappa} \left[\frac{\mu_0(\kappa)^2}{1 + V(\kappa)} \right] = \mathbb{E}_{\kappa} \left[\frac{\mu_0(\kappa) f_*(\kappa)}{1 + V(\kappa)} \right], \tag{116}$$

i.e.

$$m = \frac{\mathbb{E}_{\kappa} \left[\frac{\mu_0(\kappa) f_*(\kappa)}{1 + V(\kappa)} \right]}{\mathbb{E}_{\kappa} \left[\frac{\mu_0(\kappa)^2}{1 + V(\kappa)} \right]} \tag{117}$$

The saddle-point equations thus read

$$\begin{cases}
q_1 = \int d\nu(\varrho, \tau, \pi) \varrho \frac{(\hat{q}_1 \varrho + \hat{q}_2 + \hat{\zeta}^2 \varrho \tau^2 + \hat{\psi}^2 \varrho \pi^2)}{(\lambda + \hat{V}_1 \varrho + \hat{V}_2)^2} \\
\quad - \hat{\beta} \hat{\zeta}^2 \frac{\left(\int d\nu(\varrho, \tau, \pi) \frac{\tau^2 \varrho}{\hat{V}_1 \varrho + \hat{V}_2 + \lambda} \right)^2 + \frac{1}{\hat{\beta}} \int d\nu(\varrho, \tau, \pi) \frac{\tau^2 \varrho^2}{(\lambda + \hat{V}_1 \varrho + \hat{V}_2)^2} \left[\left(1 - \beta \hat{V}_1 \int d\nu(\varrho, \tau, \pi) \frac{\tau^2 \varrho}{\hat{V}_1 \varrho + \hat{V}_2 + \lambda} \right)^2 - 1 \right]}{\left(1 - \beta \hat{V}_1 \int d\nu(\varrho, \tau, \pi) \frac{\tau^2 \varrho}{\hat{V}_1 \varrho + \hat{V}_2 + \lambda} \right)^2} \\
q_2 = \int d\nu(\varrho, \tau, \pi) \frac{(\hat{q}_1 \varrho + \hat{q}_2 + \hat{\zeta}^2 \varrho \tau^2 + \hat{\psi}^2 \varrho \pi^2)}{(\lambda + \hat{V}_1 \varrho + \hat{V}_2)^2} - \hat{\zeta}^2 \int d\nu(\varrho, \tau, \pi) \frac{\tau^2 \varrho}{(\lambda + \hat{V}_1 \varrho + \hat{V}_2)^2} \left[1 - \frac{1}{\left(1 - \beta \hat{V}_1 \int d\nu(\varrho, \tau, \pi) \frac{\tau^2 \varrho}{\hat{V}_1 \varrho + \hat{V}_2 + \lambda} \right)^2} \right] \\
V_1 = \int d\nu(\varrho, \tau, \pi) \varrho \frac{1}{\lambda + \hat{V}_1 \varrho + \hat{V}_2} \\
V_2 = \int d\nu(\varrho, \tau, \pi) \frac{1}{\lambda + \hat{V}_1 \varrho + \hat{V}_2} \\
m = \frac{1}{\mathbb{E}_\kappa \left[\frac{\mu_0(\kappa)^2}{1+V(\kappa)} \right]} \mathbb{E}_{\kappa, y} \left[\frac{\mu_0(\kappa)(\sigma_*(\kappa, y) - \mu_1(\kappa)\kappa\zeta)}{1+V(\kappa)} \right] \\
\zeta = \hat{\zeta} \sqrt{\beta} \int d\nu(\varrho, \tau, \pi) \varrho \tau^2 \frac{1}{\lambda + \hat{V}_1 \varrho + \hat{V}_2} + \beta^{3/2} \hat{\zeta} \hat{V}_1 \frac{\left(\int d\nu(\varrho, \tau, \pi) \frac{\tau^2 \varrho}{\hat{V}_1 \varrho + \hat{V}_2 + \lambda} \right)^2}{1 - \beta \hat{V}_1 \int d\nu(\varrho, \tau, \pi) \frac{\tau^2 \varrho}{\hat{V}_1 \varrho + \hat{V}_2 + \lambda}} \\
\psi = \hat{\psi} \sqrt{\beta} \int d\nu(\varrho, \tau, \pi) \varrho \pi^2 \frac{1}{\lambda + \hat{V}_1 \varrho + \hat{V}_2}
\end{cases} \tag{118}$$

$$\begin{cases}
\hat{V}_1 = \frac{\alpha}{\beta} \mathbb{E}_\kappa \frac{\rho \mu_1(\kappa)^2}{1+V(\kappa)} \\
\hat{q}_1 = \frac{\alpha}{\beta} \mathbb{E}_{\kappa, y} \mu_1(\kappa)^2 \frac{b(\kappa, y)^2 + q(\kappa) - \mu_1(\kappa)^2 \psi^2}{(1+V(\kappa))^2} \\
\hat{V}_2 = \frac{\alpha}{\beta} \mathbb{E}_\kappa \frac{\rho \mu_2(\kappa)^2}{1+V(\kappa)} \\
\hat{q}_2 = \frac{\alpha}{\beta} \mathbb{E}_{\kappa, y} \mu_2(\kappa)^2 \frac{b(\kappa, y)^2 + q(\kappa) - \mu_1(\kappa)^2 \psi^2}{(1+V(\kappa))^2} \\
\hat{\zeta} = \frac{\alpha}{\sqrt{\beta}} \mathbb{E}_{\kappa, y} \kappa \mu_1(\kappa) \frac{b(\kappa, y)}{1+V(\kappa)} \\
\hat{\psi} = \frac{\alpha}{\sqrt{\beta}} \sqrt{\beta} \mathbb{E}_{\kappa, y} \frac{y \mu_1(\kappa) b(\kappa, y) + \psi \mu_1(\kappa)^2}{1+V(\kappa)}
\end{cases} , \tag{119}$$

which recovers equations (112) from Result 3.3.

C.7 Test error

We conclude this Appendix by deriving the sharp asymptotic characterization for the test error. Using once more Result 3.2, the test error reads

$$\begin{aligned}
\epsilon_g &= \mathbb{E}_x \left(\sigma_*(\kappa, \theta^\top \Pi^\perp x / \sqrt{d}) - \hat{a}^\top \varphi^g(x) / \sqrt{p} \right)^2 \\
&= \mathbb{E}_{x, \xi} \left(\sigma_*(\kappa, \theta^\top \Pi^\perp x / \sqrt{d}) - \mu_0(\kappa) \frac{\hat{a}^\top \mathbf{1}_p}{\sqrt{p}} - \mu_1(\kappa) \kappa \frac{\hat{a}^\top W v}{\sqrt{dp}} - \mu_1(\kappa) \frac{\hat{a}^\top W \Pi^\perp x}{\sqrt{p}} - \mu_2(\kappa) \xi \right)^2 \\
&= \mathbb{E}_{\kappa, y, z} \left(\sigma_*(\kappa, y) - \mu_0(\kappa) m - \mu_1(\kappa) \kappa \zeta - z \right)^2
\end{aligned} \tag{120}$$

with

$$y, z \sim \mathcal{N} \left[0, \begin{pmatrix} \rho & \mu_1(\kappa) \psi \\ \mu_1(\kappa) \psi & q(\kappa) \end{pmatrix} \right]. \tag{121}$$

The expression thus simplifies to

$$\epsilon_g = \mathbb{E}_{\kappa, y} \left[\left(\sigma_*(\kappa, y) - \mu_0(\kappa) m - \mu_1(\kappa) \kappa \zeta - \frac{\mu_1(\kappa) \psi}{\sqrt{\rho}} y \right)^2 + q(\kappa) - \frac{\mu_1(\kappa)^2 \psi^2}{\rho} \right] \tag{122}$$

where all expectations now bear on unit variance zero mean Gaussian variables.

D Non-uniform readout initialization

D.1 Setting

In this Appendix, we briefly discuss the case where the readout layer is not initialized as a vector with equal components, $a^{(0)} = \mathbf{1}_p/\sqrt{p}$, but the case where the components of $a^{(0)}$ can take values in a *finite* vocabulary V , for instance $\{-1, 0, +1\}$. We further assume the fraction of all letters are asymptotically finite (i.e. the number of occurrences of a letter $\sigma \in V$ in $a^{(0)}$, divided by d , tends to a well-defined finite value as $d \rightarrow \infty$). For simplicity, we provide a sketch of the derivation directly for the sRF model (7), and do not explicit for conciseness the mapping from the gradient-trained network thereto, which follows identical steps from the mapping detailed in Appendix A. More precisely, we consider directly a sRF with weights

$$W + \frac{uv^\top}{\sqrt{d}}. \quad (123)$$

In contrast to the main text, we thus do not assume $u \propto \mathbf{1}_p$. We further also allow the norm of the rows of W to take different values $c(u_i)^{1/2}$ depending on the value taken by the component of u with the corresponding index. This assumption originates from the form of the Δ matrix (31), which exhibits such row-wise norm variations matching that of $a^{(0)}$ (thus u in the equivalent sRF). Finally, for simplicity and not to complicate the formulae, we assume perfect alignment with the target $\gamma = 1$, and assume aspect ratio $p = d$, i.e. $\beta = 1$. The generic case $0 \leq \gamma \leq 1$ can be derived following identical steps to Appendix C.

D.2 Sketch of derivation

For non-uniform u , an equivalent feature map can be obtained along the same lines as for 3.2, as detailed in Appendix B. The sRF feature map has asymptotically equivalent test error as the equivalent feature map

$$\varphi^g(x) = \sum_{\sigma \in V} \mu_0^\sigma(\kappa) \mathbf{1}_\sigma + \mu_1^\sigma(\kappa) \Pi_\sigma W x + \mu_2^\sigma(\kappa) \Pi_\sigma \xi \quad (124)$$

where

$$\mathbf{1}_\sigma = (\delta_{u_i, \sigma})_{i=1}^d \quad \Pi_\sigma = \text{diag}(\mathbf{1}_\sigma) \in \mathbb{R}^{d \times d} \quad (125)$$

and ($z \sim \mathcal{N}(0, 1)$ in the following)

$$\mu_0^\tau(\kappa) = \mathbb{E}_{z \sim \mathcal{N}(0, c(\tau))} [\sigma(z + \tau\kappa)] \quad (126)$$

$$\mu_1^\tau(\kappa) = \frac{1}{c(\tau)} \mathbb{E}_{z \sim \mathcal{N}(0, c(\tau))} [z\sigma(z + \tau\kappa)] \quad (127)$$

$$\mu_2^\tau(\kappa) = \sqrt{\mathbb{E}_z [\sigma(z + \tau\kappa)^2] - \mu_0^\tau(\kappa)^2 - c(\tau) \mu_1^\tau(\kappa)^2} \quad (128)$$

Note $\Pi_\sigma \Pi_\tau = \delta_{\sigma\tau} \Pi_\sigma$. Building on this equivalent map, the test error can be asymptotically characterized using the replica method, following the same lines as Appendix C. Like in Appendix C, we need to compute

$$(a) = \mathbb{E}_{z, \xi} \prod_{a=1}^s e^{-\omega \ell(\sigma_*(\kappa), \sum_{\sigma} \mu_0^\sigma(\kappa) m_\sigma^a + \mu_1^\sigma(\kappa) \zeta_\sigma^a + \mu_1^\sigma(\kappa) g_\sigma^a + \mu_2^\sigma(\kappa) h_\sigma^a)} \quad (129)$$

We defined the order parameters and local fields

$$m_\sigma^a = \frac{a_a^\top \mathbf{1}_\sigma}{\sqrt{d}} \quad \zeta_\sigma^a = \frac{a_a^\top \Pi_\sigma W v}{d} \quad g_\sigma^a = \frac{a_a^\top \Pi_\sigma W \Pi^\perp x}{\sqrt{d}} \quad h_\sigma^a = \frac{a_a^\top \Pi_\sigma \xi}{\sqrt{d}} \quad (130)$$

Again, let us introduce the self-overlaps

$$(q_{\sigma\tau}^1)_{ab} = \frac{a_a^\top \Omega_{\sigma\tau} a_b}{d} \quad (q_{\sigma\tau}^2)_{ab} = \frac{a_a^\top \Pi_\sigma a_b}{d} \quad (131)$$

where we denoted

$$\Omega_{\sigma\tau} = \Pi_\sigma W \Pi W^\top \Pi_\tau \quad (132)$$

One can then rewrite (a) more compactly as

$$(a) = \mathbb{E}_\kappa \left[\mathbb{E}_{\{\lambda_a\}_{a=1}^s} e^{-\omega \sum_{a=1}^s \ell(\sigma_*(\kappa), m^a(\kappa) + \lambda_a)} \right] \quad (133)$$

where the fields λ_a are Gaussian with covariance

$$\langle \lambda_a \lambda_b \rangle = q_{ab}(\kappa) \quad (134)$$

where

$$q(\kappa)_{ab} = \sum_{\sigma\tau} \mu_1^\sigma(\kappa) \mu_1^\tau(\kappa) q_{\sigma\tau,ab}^1 + \sum_{\sigma} \mu_2^\sigma(\kappa)^2 q_{\sigma,ab}^2 \quad (135)$$

$$m^a(\kappa) = \sum_{\sigma \in V} (\mu_0^\sigma(\kappa) m_\sigma^a(\kappa) + \mu_1^\sigma(\kappa) \kappa \zeta_\sigma^a(\kappa)) \quad (136)$$

We again use the RS ansatz form

$$\begin{aligned} \forall \sigma, \tau \in V, \quad \forall 1 \leq r, r' \leq s, \quad (q_{\sigma\tau}^l)_{rr'} &= \delta_{rr'} (r_\sigma^l - q_{\sigma\tau}^l) + q_{\sigma\tau}^l \\ \forall \sigma \in V, \quad \forall 1 \leq r \leq s, \quad (m_\sigma)_r &= m_\sigma \\ \forall \sigma \in V, \quad \forall 1 \leq r \leq s, \quad (\zeta_\sigma)_r &= \zeta_\sigma \end{aligned} \quad (137)$$

for $l = 1, 2$, and similarly for the hat variables:

$$\begin{aligned} \forall \sigma, \tau \in V, \quad \forall 1 \leq r, r' \leq s, \quad (\hat{q}_{\sigma\tau}^l)_{rr'} &= \delta_{ab} (-\frac{1}{2} \hat{r}_{\sigma\tau}^l - \hat{q}_{\sigma\tau}^l) + \hat{q}_{\sigma\tau}^l \\ \forall \sigma \in V, \quad \forall 1 \leq r \leq s, \quad (\hat{m}_\sigma)_r &= \hat{m}_\sigma \\ \forall \sigma \in V, \quad \forall 1 \leq r \leq s, \quad (\hat{\zeta}_\sigma)_r &= \hat{\zeta}_\sigma \end{aligned} \quad (138)$$

Finally, denoting

$$q(\kappa) = \sum_{\sigma\tau} \mu_1^\sigma(\kappa) \mu_1^\tau(\kappa) q_{\sigma\tau}^1 + \sum_{\sigma} \mu_2^\sigma(\kappa)^2 q_\sigma^2 \quad (139)$$

$$V(\kappa) = \sum_{\sigma\tau} \mu_1^\sigma(\kappa) \mu_1^\tau(\kappa) V_{\sigma\tau}^1 + \sum_{\sigma} \mu_2^\sigma(\kappa)^2 V_\sigma^2 \quad (140)$$

one reaches along identical lines as Appendix C the free energy

$$\begin{aligned} f &= -\frac{1}{2} \sum_{\sigma\tau} (\hat{V}_{\sigma\tau}^1 q_{\sigma\tau}^1 - \hat{q}_{\sigma\tau}^1 V_{\sigma\tau}^1) - \frac{1}{2} \sum_{\sigma} (\hat{V}_\sigma^2 q_\sigma^2 - \hat{q}_\sigma^2 V_\sigma^2) + \sum_{\sigma} \zeta_\sigma \hat{\zeta}_\sigma \\ &\quad - \frac{1}{2d} \text{Tr} \left[\left(\sum_{\sigma \leq \tau} \hat{q}_{\sigma\tau}^1 \Omega_{\sigma\tau} + \sum_{\sigma \in V} \hat{q}_\sigma^2 \Pi_\sigma + \sum_{\sigma} \hat{\zeta}_\sigma^2 \Pi_\sigma W v v^\top W^\top \Pi_\sigma \right) \left(\sum_{\sigma \leq \tau} \hat{V}_{\sigma\tau}^1 \Omega_{\sigma\tau} + \sum_{\sigma \in V} \hat{V}_\sigma^2 \Pi_\sigma + \lambda \mathbb{I}_d \right)^{-1} \right] \\ &\quad + \alpha \mathbb{E}_{\kappa, \xi} \mathcal{M}(\xi, \kappa) \end{aligned} \quad (141)$$

where

$$\Omega_{\sigma\tau} = \frac{1}{2} \Pi_\sigma W \Pi W^\top \Pi_\tau + \frac{1}{2} \Pi_\tau W \Pi W^\top \Pi_\sigma. \quad (142)$$

The expression of the Moreau is almost unchanged compared to Appendix C:

$$\mathcal{M}(\xi, \kappa) = \inf_x \frac{1}{2V(\kappa)} (x - \sqrt{q(\kappa)} \xi)^2 + \ell(f^*(\kappa), m(\kappa) + x), \quad (143)$$

where we noted

$$m(\kappa) = \sum_{\sigma \in V} \mu_0^\sigma(\kappa) m_\sigma + \mu_1^\sigma(\kappa) \kappa \zeta_\sigma. \quad (144)$$

The saddle point equations read, for the square loss $\ell(y, z) = 1/2(y - z)^2$:

$$\left\{ \begin{array}{l} q_{\sigma\tau}^1 = \frac{1}{d} \text{Tr} \left[\Omega_{\sigma\tau} \left(\sum_{\sigma \leq \tau} \hat{V}_{\sigma\tau}^1 \Omega_{\sigma\tau} + \sum_{\sigma \in V} \hat{V}_{\sigma}^2 \Pi_{\sigma} + \lambda \mathbb{I}_d \right)^{-2} \left(\sum_{\sigma \leq \tau} \hat{q}_{\sigma\tau}^1 \Omega_{\sigma\tau} + \sum_{\sigma \in V} \hat{q}_{\sigma}^2 \Pi_{\sigma} + \sum_{\sigma} \hat{\zeta}_{\sigma}^2 \Pi_{\sigma} W v v^{\top} W^{\top} \Pi_{\sigma} \right) \right] \\ q_{\sigma}^2 = \frac{1}{d} \text{Tr} \left[\Pi_{\sigma} \left(\sum_{\sigma \leq \tau} \hat{V}_{\sigma\tau}^1 \Omega_{\sigma\tau} + \sum_{\sigma \in V} \hat{V}_{\sigma}^2 \Pi_{\sigma} + \lambda \mathbb{I}_d \right)^{-2} \left(\sum_{\sigma \leq \tau} \hat{q}_{\sigma\tau}^1 \Omega_{\sigma\tau} + \sum_{\sigma \in V} \hat{q}_{\sigma}^2 \Pi_{\sigma} + \sum_{\sigma} \hat{\zeta}_{\sigma}^2 \Pi_{\sigma} W v v^{\top} W^{\top} \Pi_{\sigma} \right) \right] \\ V_{\sigma\tau}^1 = \frac{1}{d} \text{Tr} \left[\left(\sum_{\sigma \leq \tau} \hat{V}_{\sigma\tau}^1 \Omega_{\sigma\tau} + \sum_{\sigma \in V} \hat{V}_{\sigma}^2 \Pi_{\sigma} + \lambda \mathbb{I}_d \right)^{-1} \Omega_{\sigma\tau} \right] \\ V_{\sigma}^2 = \frac{1}{d} \text{Tr} \left[\left(\sum_{\sigma \leq \tau} \hat{V}_{\sigma\tau}^1 \Omega_{\sigma\tau} + \sum_{\sigma \in V} \hat{V}_{\sigma}^2 \Pi_{\sigma} + \lambda \mathbb{I}_d \right)^{-1} \Pi_{\sigma} \right] \\ \zeta_{\sigma} = \frac{\hat{\zeta}_{\sigma}}{d} \text{Tr} \left[\left(\sum_{\sigma \leq \tau} \hat{V}_{\sigma\tau}^1 \Omega_{\sigma\tau} + \sum_{\sigma \in V} \hat{V}_{\sigma}^2 \Pi_{\sigma} + \lambda \mathbb{I}_d \right)^{-1} \Pi_{\sigma} W v v^{\top} W^{\top} \Pi_{\sigma} \right] \\ m_{\sigma} = \frac{1}{\mathbb{E}_{\kappa} \left[\frac{\mu_0^{\sigma}(\kappa)^2}{1+V(\kappa)} \right]} \mathbb{E}_{\kappa} \left[\frac{\mu_0^{\sigma}(\kappa)(f^*(\kappa) - \sum_{\tau \neq \sigma} \mu_0^{\tau}(\kappa)m_{\tau} - \sum_{\tau} \mu_1^{\tau}(\kappa)\kappa\zeta_{\tau})}{1+V(\kappa)} \right] \end{array} \right. \quad (145)$$

$$\left\{ \begin{array}{l} \hat{V}_{\sigma\tau}^1 = \alpha \mathbb{E}_{\kappa} \frac{\mu_1^{\sigma}(\kappa)\mu_1^{\tau}(\kappa)}{1+V(\kappa)} \\ \hat{q}_{\sigma\tau}^1 = \alpha \mathbb{E}_{\kappa} \mu_1^{\sigma}(\kappa)\mu_1^{\tau}(\kappa) \frac{(f^*(\kappa) - m(\kappa))^2 + q(\kappa)}{(1+V(\kappa))^2} \\ \hat{V}_{\sigma}^2 = \alpha \mathbb{E}_{\kappa} \frac{\mu_2^{\sigma}(\kappa)^2}{1+V(\kappa)} \\ \hat{q}_{\sigma}^2 = \alpha \mathbb{E}_{\kappa} \mu_2^{\sigma}(\kappa)^2 \frac{(f^*(\kappa) - m(\kappa))^2 + q(\kappa)}{(1+V(\kappa))^2} \\ \hat{\zeta}_{\sigma} = \alpha \mathbb{E}_{\kappa} \mu_1^{\sigma}(\kappa)\kappa \frac{(f^*(\kappa) - m(\kappa))^2 + q(\kappa)}{(1+V(\kappa))^2} \end{array} \right. \quad (146)$$

Importantly, these equations are conjectured to be asymptotically exact, but note that they are not fully asymptotic, in the sense that they still involve traces of large-dimensional matrices. Finally, the test error admits the compact asymptotic expression

$$\begin{aligned} \epsilon_g &= \mathbb{E}_{\kappa} \left[\left(\sigma_{\star}(\kappa) - \sum_{\sigma \in V} [\mu_0^{\sigma}(\kappa)m_{\sigma} + \mu_1^{\sigma}(\kappa)\kappa\zeta_{\sigma}] \right)^2 + q(\kappa) \right] \\ &= \mathbb{E}_{\kappa} \left[(\sigma_{\star}(\kappa) - m(\kappa))^2 + q(\kappa) \right] \end{aligned} \quad (147)$$

D.3 The special case $W = \Pi^{\perp}$

We briefly discuss a special case of technical interest, for which the saddle-point equations admit a fully asymptotic formulation, namely when $W = \Pi^{\perp}$. Then

$$\Omega_{\sigma\tau} \approx \delta_{\sigma\tau} \Pi_{\sigma} \quad (148)$$

and the saddle point equations reduce to

$$\left\{ \begin{array}{l} q_{\sigma} = n_{\sigma} \frac{\hat{q}_{\sigma}}{(\hat{V}_{\sigma} + \lambda)^2} \\ V_{\sigma} = n_{\sigma} \frac{1}{\hat{V}_{\sigma} + \lambda} \\ m_{\sigma} = \frac{1}{\mathbb{E}_{\kappa} \left[\frac{\mu_0^{\sigma}(\kappa)^2}{1+V(\kappa)} \right]} \mathbb{E}_{\kappa} \left[\frac{\mu_0^{\sigma}(\kappa)(f^*(\kappa) - \sum_{\tau \neq \sigma} \mu_0^{\tau}(\kappa)m_{\tau})}{1+V(\kappa)} \right] \end{array} \right. \quad (149)$$

$$\left\{ \begin{array}{l} \hat{V}_{\sigma} = \alpha \mathbb{E}_{\kappa} \frac{\mu_1^{\sigma}(\kappa)^2 + \mu_2^{\sigma}(\kappa)^2}{1+V(\kappa)} \\ \hat{q}_{\sigma} = \alpha \mathbb{E}_{\kappa} (\mu_1^{\sigma}(\kappa)^2 + \mu_2^{\sigma}(\kappa)^2) \frac{(f^*(\kappa) - m(\kappa))^2 + q(\kappa)}{(1+V(\kappa))^2} \end{array} \right. \quad (150)$$

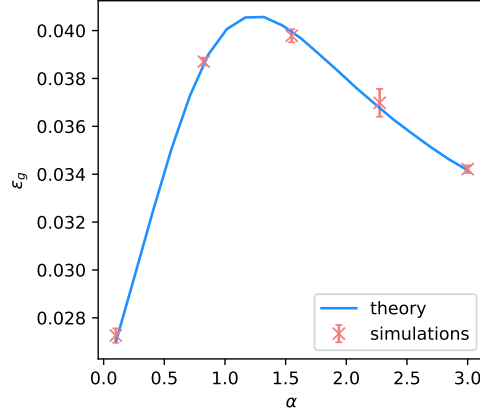


Figure 5: Test error for a sRF with $c = 1, r = 1, \gamma = 1$, and ReLU activation for non-uniform u in the special case $W = \Pi^\perp$, when learning from a single-index model with $\sigma_* = \text{ReLU}$. A regularization $\lambda = 0.1$ is used to train the readout. The components of u were drawn as independent Rademacher variables, $u_i \sim \text{Rad}(1/2) = 1/2\delta_{\cdot,1} + 1/2\delta_{\cdot,-1}$. Solid line: theoretical prediction of (149), for $W = \Pi^\perp$. Crosses represent numerical experiments in dimension $d = 2000$, averaged over 10 runs.

Where n_σ is the fraction of components of u taking value σ . Fig. 5 represents the theoretical prediction of (149), and displays good agreement with the corresponding numerical experiments.

Note that the formulae (149) are further amenable to being rewritten in functional form, denoting $\nu(x)$ the probability density of the components of u . One can then conjecture in this limit the following limiting equations

$$\begin{cases} q(x) = \nu(x) \frac{\hat{q}(x)}{(\hat{V}(x) + \lambda)^2} \\ V(x) = \nu(x) \frac{1}{\hat{V}(x) + \lambda} \\ m(x) = \frac{1}{\mathbb{E}_\kappa \left[\frac{\mu_0(x, \kappa)^2}{1 + V(\kappa)} \right]} \mathbb{E}_\kappa \left[\frac{\mu_0(x, \kappa)(f^*(\kappa) - \int dz \nu(z) \mu_0(z, \kappa) m(z))}{1 + V(\kappa)} \right] \end{cases} \quad (151)$$

$$\begin{cases} \hat{V}(x) = \alpha \mathbb{E}_\kappa \frac{(\mu_2(x, \kappa)^2 + \mu_1(x, \kappa)^2)}{1 + V(\kappa)} \\ \hat{q}(x) = \alpha \mathbb{E}_\kappa (\mu_2(x, \kappa)^2 + \mu_1(x, \kappa)^2) \frac{(f^*(\kappa) - m(\kappa))^2}{(1 + V(\kappa))^2} \end{cases} \quad (152)$$

With the notations

$$q(\kappa) = \int dx \nu(x) (\mu_1(x, \kappa)^2 + \mu_2(x, \kappa)^2) q(x) \quad (153)$$

$$V(\kappa) = \int dx \nu(x) (\mu_1(x, \kappa)^2 + \mu_2(x, \kappa)^2) V(x). \quad (154)$$

As discussed in the main text, the exploration of the case of non-uniform u is of interest, as it affords a richer functional basis to learn the target σ_* (see also discussion below (25)). This study falls well beyond the scope of the present work, and is left for future work.

E Derivation of the bounds (24) and (25)

We detail – and illustrate – in this Appendix the derivation of the bounds (24) and (25) on the test error. Again, for definiteness, we consider the case of perfect spike/target alignment $\gamma = 1$ (as can be achieved e.g. by using a large amount of data $\alpha_0 \rightarrow \infty$ in the first step).

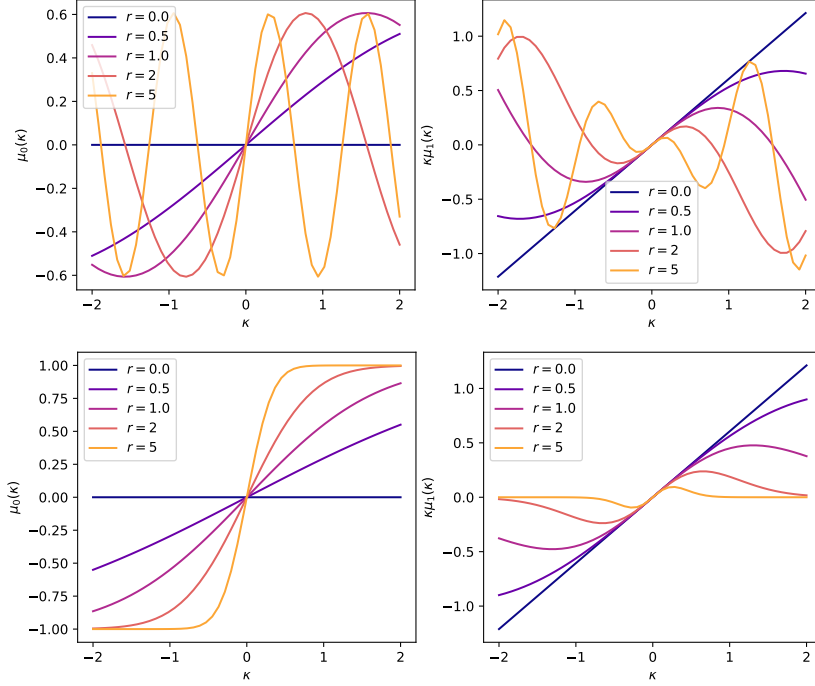


Figure 6: Visualization of the functions $\mu_0(r), \tilde{\mu}_1(r)$ for $\sigma = \tanh$ (bottom) and $\sigma = \sin$ (top), for various parameters r , in the perfectly aligned case $\gamma = 1, c = 1$, as can be achieved for $\alpha_0 \rightarrow \infty$, see also discussion below equation (25) in the main text. We remind that the spike strength r can be tuned via the learning rate $\tilde{\eta}$. The functions $\mu_0(r), \tilde{\mu}_1(r)$ provide the basis of functions that can be used to approximate the target σ_* .

E.1 Derivation of the upper bound (24)

We first focus on the upper bound (24), showing that it can be attained for $\lambda \rightarrow \infty$. In this limit, equations (112) imply that all order parameters but m are vanishing $q_1 = q_2 = V_1 = V_2 = \zeta = \psi = 0$. Then the expression for m simplifies as

$$m = \frac{\mathbb{E}_{\kappa}[\mu_0(\kappa)\sigma_*(\kappa)]}{\mathbb{E}_{\kappa}[\mu_0(\kappa)^2]} = \frac{\langle \mu_0, \sigma_* \rangle}{\langle \mu_0, \mu_0 \rangle}, \quad (155)$$

where for two univariate functions f, g we denoted the scalar product with respect to the Gaussian measure:

$$\langle f, g \rangle \equiv \int \frac{1}{\sqrt{2\pi}} e^{-x^2/2} f(x)g(x). \quad (156)$$

In other terms, m is proportional to the projection of the target function σ_* on $\text{span}(\mu_0)$. Note that m can also be rewritten as

$$m = \underset{b_1}{\text{arginf}} \|\sigma_* - b_1 \mu_0\|^2, \quad (157)$$

where the norm is with respect to the scalar product (156). Finally, from (23), the test error in the $\lambda \rightarrow \infty$ limit admits the compact expression

$$\lim_{\lambda \rightarrow \infty} \epsilon_g = \mathbb{E}_{\kappa}[(\sigma_*(\kappa) - m\mu_0(\kappa))^2] = \inf_{b_1} \|\sigma_* - b_1 \mu_0\|^2. \quad (158)$$

Finally, it follows that

$$\epsilon_g \leq \lim_{\lambda \rightarrow \infty} \epsilon_g = \inf_{b_1} \|\sigma_* - b_1 \mu_0\|^2, \quad (159)$$

which recovers the upper bound (24).

E.2 Derivation of the lower bound (25)

We now turn to the lower bound (25). First observe that by the definitions of q_1, ψ, ρ (16), it follows from the Cauchy-Schwarz inequality that

$$\psi \leq \sqrt{q_1 \rho}. \quad (160)$$

Therefore, for all κ

$$q(\kappa) - \frac{\mu_1(\kappa)^2 \psi^2}{\rho} = \mu_1(\kappa)^2 \frac{\rho q_1 - \psi^2}{\rho} + \mu_2(\kappa)^2 q_2 \geq 0 \quad (161)$$

as a consequence, the test error (23) is lower bounded as

$$\begin{aligned} \epsilon_g &= \mathbb{E}_\kappa \left[\left(\sigma_\star(\kappa) - \mu_0(\kappa)m - \mu_1(\kappa)\kappa\zeta \right)^2 + q(\kappa) - \frac{\mu_1(\kappa)^2 \psi^2}{\rho} \right] \\ &\geq \mathbb{E}_\kappa \left[\left(\sigma_\star(\kappa) - \mu_0(\kappa)m - \mu_1(\kappa)\kappa\zeta \right)^2 \right] \\ &\geq \inf_{b_1, b_2} \mathbb{E}_\kappa \left[\left(\sigma_\star(\kappa) - \mu_0(\kappa)b_1 - \mu_1(\kappa)\kappa b_2 \right)^2 \right], \end{aligned} \quad (162)$$

which recovers the lower bound (25). The functions corresponding to the upper (resp. lower) bound (see (24), (25)) are represented for a $\sigma_\star = \sin$ target in Fig. 3.

E.3 Derivation of bounds (26)

Since the bounds (24) and (25) hold for all learning rates $\tilde{\eta}$, the bounds (26) follow immediately from taking the minimum over $\tilde{\eta}$ on the right hand side and left hand side of (24) and (25). The functions $\{\mu_0(r), \tilde{\mu}_1(r)\}_{r \geq 0}$, which form the pool of functions which can be used to approximate the target function, are represented for $\sigma = \sin, \tanh$ in Fig. 6.