

# Asymptotic Dynamics of Alternating Minimization for Non-Convex Optimization

Koki Okajima<sup>1</sup> Takashi Takahashi<sup>1,2</sup>

## Abstract

This study investigates the asymptotic dynamics of alternating minimization applied to optimize a bilinear non-convex function with normally distributed covariates. We employ the replica method from statistical physics in a multi-step approach to precisely trace the algorithm's evolution. Our findings indicate that the dynamics can be described effectively by a two-dimensional discrete stochastic process, where each step depends on all previous time steps, revealing a memory dependency in the procedure. The theoretical framework developed in this work is broadly applicable for the analysis of various iterative algorithms, extending beyond the scope of alternating minimization.

## 1. Introduction

Alternating minimization (AM), or classically known as the nonlinear Gauss-Seidel method, is a widely used algorithm for multivariable optimization, where one optimizes the objective function with respect to a subset of variables while keeping the rest fixed, and then iteratively repeating the process by altering the subset of variables under optimization. The use of this technique traces back to the classic Gauss-Seidel method for solving linear systems of equations, extending its applications to more contemporary methods such as the EM algorithm (Dempster et al., 1977), matrix factorization (Jain et al., 2013; Hastie et al., 2015; Park et al., 2017), and phase retrieval (Netrapalli et al., 2013; Waldspurger, 2018; Zhang, 2020). Explicitly, given the optimization problem

$$\min_{\mathbf{u}, \mathbf{v}} \mathcal{L}(\mathbf{u}, \mathbf{v}), \quad (1)$$

<sup>1</sup>Graduate School of Science, The University of Tokyo, Tokyo 113-0033, Japan <sup>2</sup>The Institute for Physics of Intelligence, The University of Tokyo, Tokyo 113-0033, Japan. Correspondence to: Koki Okajima <darjeeling@g.ecc.u-tokyo.ac.jp>.

Preprint.

and an initialization point  $\mathbf{u}^0$ , the standard AM procedure is given by the following iterative update rule:

$$\hat{\mathbf{v}}^t = \arg \min_{\mathbf{v}} \mathcal{L}(\hat{\mathbf{u}}^{t-1}, \mathbf{v}), \quad (2)$$

$$\hat{\mathbf{u}}^t = \arg \min_{\mathbf{u}} \mathcal{L}(\mathbf{u}, \hat{\mathbf{v}}^t), \quad (3)$$

for time indices  $t = 1, 2, \dots$ . The algorithmic simplicity of AM has been a contributing factor to its popularity even for non-convex problems (Wang et al., 2008; Hu et al., 2008; Jain et al., 2013).

Although the application of AM is rather ubiquitous, its convergence to a global or satisfactory solution is not guaranteed in general for non-convex problems. Theoretically understanding the behavior of such iterative procedures is therefore of high interest, as it provides insight into their practical effectiveness. Many studies have analyzed the behavior of AM in regression tasks, where the objective is to retrieve a target from a set of observations. These studies have established upper bounds for local convergence rates and sample complexity (Waldspurger, 2018; Zhang, 2020; Lee & Stöger, 2023), in some cases requiring special initialization schemes. The objective of our analysis is to obtain a sharp characterization of the asymptotical behavior under a random design, and provide new insight into the impact of initialization and sample complexity which may otherwise be obscured in upper-bound analysis.

### 1.1. Setup

As a prototypical example of a non-convex problem, consider the following bilinear regression task:

$$\mathcal{L}(\mathbf{u}, \mathbf{v} | \mathcal{D}) = \sum_{\mu=1}^P l_{y_\mu}(\mathbf{A}_\mu^\top \mathbf{u}, \mathbf{B}_\mu^\top \mathbf{v}) + \frac{\lambda}{2} (\|\mathbf{u}\|_2^2 + \|\mathbf{v}\|_2^2), \quad (4)$$

Here,  $\mathcal{D} := \{\mathbf{A}, \mathbf{B}, \mathbf{y}\}$  is the set of data given to the task, where  $\mathbf{A}, \mathbf{B} \in \mathbb{R}^{P \times N}$  are covariates, while  $\mathbf{y} \in \mathbb{R}^P$  is the observation vector. The vectors  $\mathbf{A}_\mu, \mathbf{B}_\mu \in \mathbb{R}^N$ , ( $\mu = 1, \dots, P$ ) denote the  $\mu$ -th row of the matrices  $\mathbf{A}$  and  $\mathbf{B}$ , respectively. While our analysis applies to arbitrary twice-differentiable bi-convex loss functions, we focus on the square loss  $l_y(a, b) = (y - ab)^2/2$ . In fact, such an optimization task is encountered in several applications such as

blind deconvolution (Ahmed et al., 2014; Li et al., 2019b; Charisopoulos et al., 2020) and rank-one matrix sensing (Recht et al., 2010). Solving for  $\mathbf{u}, \mathbf{v}$  using AM is a natural approach, as the subproblem at each iteration is essentially a set of linear equations.

For the sake of analysis, we assume that the data is drawn from the following noiseless teacher model with target vectors  $\mathbf{u}^*, \mathbf{v}^*$ :

$$\mathbf{y} = (\mathbf{A}\mathbf{u}^*) \odot (\mathbf{B}\mathbf{v}^*). \quad (5)$$

The covariates  $\mathbf{A}, \mathbf{B}$  and target vectors  $\mathbf{u}^*, \mathbf{v}^*$  are all assumed to be drawn from an i.i.d. Gaussian ensemble  $u_i^*, v_i^*, A_{\mu i}, B_{\mu i} \sim \mathcal{N}(0, 1)$ ,  $\mu \in [P], i \in [N]$ . To investigate the effect of initialization, we assume that the initial vector  $\mathbf{u}^0$  has correlation with target  $\mathbf{u}^*$  controlled by a parameter  $m_0$ :

$$\mathbf{u}^0 = m_0 \mathbf{u}^* + \sqrt{1 - m_0^2} \mathbf{u}^n, \quad (6)$$

where  $\mathbf{u}^n$  is a vector with elements i.i.d. according to  $u_i^n \sim \mathcal{N}(0, 1)$ ,  $i \in [N]$ . While this initialization setup is purely conventional, we stress that the analysis in our work is extendable to more realistic procedures such as spectral methods (Chi et al., 2019; Li et al., 2019b; Charisopoulos et al., 2020). The average with respect to random variables  $\{\mathcal{D}, \mathbf{u}^0, \mathbf{u}^*, \mathbf{v}^*\}$  is denoted by  $\mathbb{E}_{\mathcal{D}}$  for brevity. Finally, we focus on the high-dimensional setting where the sample complexity is linear with  $N$ ; i.e.  $P/N \rightarrow \kappa(N, P \rightarrow \infty)$ , for  $\kappa = O(1)$ . The objective of our analysis is to precisely determine how the regressors evolve in relation to targets  $\mathbf{u}^*, \mathbf{v}^*$ , and how much data and "good" initialization, characterized by the parameters  $\kappa$  and  $m_0$  respectively, is necessary to retrieve them.

## 1.2. Our Contribution

In this work, we obtain a closed-form expression for the asymptotic dynamics of AM. Specifically, our contributions are summarized as follows:

- Utilizing the replica method (Mezard et al., 1986; Parisi et al., 2020) to AM, we provide a closed-form expression for the asymptotic dynamics of AM (Claim 1). This conjectures a statistical characterization of the regressors at each iteration by an explicit, discrete two-dimensional Gaussian process, unveiling the effective memory effect on the algorithm's dynamics (Claim 2). We stress that our analysis is applied to a full-batch setup, where each iteration is always given the same set of data, which is more challenging compared to its online counterpart, where each iteration is given a new set of data.
- Under this claim, we prove that AM cannot retrieve the target vector under finite  $\kappa$  and finite number of iterations when initialized completely randomly ( $m_0 = 0$ )

(Claim 3). This suggests that fundamentally, the random initialization case requires either a suboptimal number of observations, or an infinite number of iterations.

- Comparisons with extensive numerical experiments demonstrate that the asymptotical dynamics can be captured by our analysis. From these results, we conjecture that the algorithm can retrieve the target vector under finite  $\kappa$  and finite number of iterations when initialized informatively ( $0 \neq m_0 = O(1)$ ). Additionally, our observations indicate that the effective memory dependency becomes short-termed as the iterations proceed.

## 1.3. Related Works

In general, theoretical studies on the convergence of AM applied to non-convex problems are rather scarce, primarily due to the difficulty of analyzing the landscape of high-dimensional non-convex functions themselves. Prior to the result by (Xu & Yin, 2013), (Li et al., 2019a) has proven that AM converges to a second-optimal stationary point for bi-convex problems such as the one under our investigation, indicating that AM can avoid first-order saddles.

For a more model-specific analysis, a series of studies on low-rank matrix estimation (Jain et al., 2013; Hastie et al., 2015; Chen & Li, 2019) and Mixed Linear Regression (Ghosh & Kannan, 2020) proved that AM can recover the target matrix under a sufficiently adequate initialization and sample complexity  $P = O(N \log N)$ . Similar results have been obtained for the case of phase retrieval (Waldspurger, 2018), with necessary sample complexity of  $P = O(N)$  for a carefully chosen initialization, while  $P = O(N^2)$  for retrieval from a completely random initialization. Noteworthy progress was made by (Lee & Stöger, 2023), proving convergence to the target under  $O(N \log N)$  sample complexity in rank-one matrix estimation, even under a random initialization.

A more simplified approach towards AM considers the *on-line* setup, where the algorithm is given a new batch of data at each iteration (Zhang, 2020; Chandrasekher et al., 2023). Since the regressors at each iteration exhibit dependence solely on the previous one, the dynamics become simply Markovian, thus making the analysis more amenable. Under such a setting, a sharp characterization of the asymptotics under a random design likewise our setup can also be obtained in a rigorous way (Chandrasekher et al., 2022). Their proof is based on leveraging the Convex-Gaussian minimax theorem (CGMT) (Thrapoulidis et al., 2018), a rigorous tool for analyzing the precise asymptotics of high-dimensional convex optimization problems under a random Gaussian design. They extend the application of CGMT to the analysis of successive optimization problems, which has

also been applied to other rigorous works (Chandrasekher et al., 2023). While our approach is nonrigorous, the objective is to provide a similar analysis under a more realistic full-batch setting.

There have also been several works investigating iterative procedures using the replica method, an analysis tool originating from statistical physics of glassy and disordered systems (Mezard et al., 1986; Parisi et al., 2020). The idea of analyzing a time-evolving system with time correlation using the replica method has already been suggested in the context of the dynamics of discrete optimization (Krzakala & Kurchan, 2007) and stochastic processes on a glassy landscape (Franz & Parisi, 2013). However, this technique has not been applied to the analysis of machine learning algorithms to its full extent. The work by (Saglietti & Zdeborova, 2022) investigated knowledge distillation as a two-stage procedure of training neural networks successively, with the second stage conditioned on the first. The work by (Takahashi, 2022) analyzed the performance of self-training, where the model undergoes an iterative online learning procedure of creating pseudo-data based on the current model, and then updating based on this generated data. The analysis has thus been limited to either small number of iterations, or to an online setting, where the analysis is much simpler due to the lack of dependency between the iterations. Our work, presenting an application to a full-batch, arbitrary time setup, is a significant technical extension of these works and highlights the potential of this "chain of replicas" approach to iterative algorithms.

## 2. Outline of the derivation

Given a fixed set of data  $\mathcal{D}$  and target vectors  $\mathbf{u}^*, \mathbf{v}^*$ , let us introduce the Markov process defined by the following conditional probabilities:

$$\begin{aligned} P_{\beta_v^t}(\mathbf{v}^t | \mathbf{u}^{t-1}) &\propto e^{-\beta_v^t \mathcal{L}(\mathbf{u}^{t-1}, \mathbf{v}^t | \mathcal{D})}, \\ P_{\beta_u^t}(\mathbf{u}^t | \mathbf{v}^t) &\propto e^{-\beta_u^t \mathcal{L}(\mathbf{u}^t, \mathbf{v}^t | \mathcal{D})}, \end{aligned} \quad (7)$$

for  $t = 1, 2, \dots$ , with the initial state probability given by

$$P(\mathbf{u}^0) = \mathcal{N}(m_0 \mathbf{u}^*, (1 - m_0^2) \mathbf{I}_N). \quad (8)$$

Here, the sequence  $\{\beta_v^t\}_{t \geq 1}$  and  $\{\beta_u^t\}_{t \geq 1}$  are parameters of the Markov process, usually called *inverse temperatures* in statistical physics. The crux of our analysis stems from the fact that, by taking the limit  $\beta_v^1 \rightarrow \infty, \beta_u^1 \rightarrow \infty, \beta_v^2 \rightarrow \infty, \dots$ , successively, the Markov process converges to the deterministic dynamics precisely given by AM. A full characterization of this Markov process, thus, indicates that one also obtains a full characterization of AM as well; in fact, one can access the average of quantities involving regressors at any iteration by considering the following normalizing constant of the full Markov process, or the partition func-

tion:

$$\begin{aligned} \mathcal{Z}[\epsilon f, \beta_u, \beta_v] &:= \prod_{t=1}^T \int d\mathbf{u}^t d\mathbf{v}^t \\ &\times e^{-\beta_v^t \mathcal{L}(\mathbf{u}^{t-1}, \mathbf{v}^t | \mathcal{D}) - \beta_u^t \mathcal{L}(\mathbf{u}^t, \mathbf{v}^t | \mathcal{D}) + \epsilon f(\{\mathbf{u}^t, \mathbf{v}^t\})}, \end{aligned} \quad (9)$$

in the limit where

$$\lim_{[\beta_u, \beta_v] \rightarrow \infty} := \lim_{\beta_u^t \rightarrow \infty} \lim_{\beta_v^t \rightarrow \infty} \cdots \lim_{\beta_u^2 \rightarrow \infty} \lim_{\beta_v^1 \rightarrow \infty}.$$

More explicitly, the average of any quantity  $f(\{\mathbf{u}^t, \mathbf{v}^t\})$  over the realization of data and the initialization can be obtained via the equality

$$\mathbb{E}_{\mathcal{D}} f(\{\mathbf{u}^t, \mathbf{v}^t\}) = \lim_{[\beta_u, \beta_v] \rightarrow \infty} \lim_{\epsilon \rightarrow 0} \frac{\partial}{\partial \epsilon} \mathbb{E}_{\mathcal{D}} \log \mathcal{Z}[\epsilon f, \beta_u, \beta_v]. \quad (10)$$

Let us focus on the case  $\epsilon = 0$ , as it has no effect on the measure. The presence of the logarithm makes evaluating the average of  $\log \mathcal{Z}$  a formidable task. This can be avoided by using the replica method, based on the following identity:

$$\mathbb{E}_{\mathcal{D}} \log \mathcal{Z} = \lim_{n \rightarrow +0} \frac{1}{n} \log \mathbb{E}_{\mathcal{D}} [\mathcal{Z}^n]. \quad (11)$$

While evaluating the right hand side of (11) is still a challenge, one can derive an analytical formula in  $n \in \mathbb{N}$  under certain symmetric assumptions. Subsequently, taking the  $n \rightarrow +0$  limit of this formula becomes possible. This non-justified analytical continuation from  $n \in \mathbb{N}$  to  $n \in \mathbb{R}$  is what makes the replica method nonrigorous. However, it should be noted that the replica method has been successful in obtaining nontrivial results for a variety of problems in optimization and Bayes optimal inference, with some of the results being later justified by rigorous methods (Thrupoulidis et al., 2018; Barbier & Macris, 2018; Barbier et al., 2019).

In accordance with the replica method we write the average of the  $n \in \mathbb{N}$ -th power of the partition function as follows:

$$\begin{aligned} \mathbb{E}_{\mathcal{D}} \int &\left( \prod_{a,t=1}^{n,T} d\mathbf{u}_a^t d\mathbf{v}_a^t \right) \prod_{a=1}^n \left[ e^{-\beta_v^1 \mathcal{L}(\mathbf{u}^0, \mathbf{v}_a^1 | \mathcal{D}) - \beta_u^1 \mathcal{L}(\mathbf{u}_a^1, \mathbf{v}_a^1 | \mathcal{D})} \right. \\ &\times \left. \prod_{t=2}^T e^{-\beta_v^t \mathcal{L}(\mathbf{u}_a^{t-1}, \mathbf{v}_a^t | \mathcal{D}) - \beta_u^t \mathcal{L}(\mathbf{u}_a^t, \mathbf{v}_a^t | \mathcal{D})} \right]. \end{aligned} \quad (12)$$

A crucial observation is that the randomness with respect to Gaussian matrices  $\mathbf{A}, \mathbf{B}$  only appear via the following quantities:

$$\begin{aligned} \mathbf{h}^0 &:= \mathbf{A} \mathbf{u}^0, & \mathbf{h}^* &= \mathbf{A} \mathbf{u}^*, & \mathbf{k}^* &= \mathbf{B} \mathbf{v}^*, \\ \mathbf{h}_a^t &:= \mathbf{A} \mathbf{u}_a^t, & \mathbf{k}_a^t &:= \mathbf{B} \mathbf{v}_a^t & (13) \\ (t &= 1, \dots, T, a = 1, \dots, n). \end{aligned}$$

Conditioned on the configurations  $\{\mathbf{u}_a^t\}, \{\mathbf{v}_a^t\}$ , these are centered Gaussian vectors with i.i.d. entries in the  $\mu$ -th direction, holding covariances

$$\begin{aligned} \mathbb{E}_{\mathcal{D}} h_{\mu}^* h_{\nu}^0 &= \delta_{\mu\nu} \frac{(\mathbf{u}^*)^T \mathbf{u}^0}{N} = \delta_{\mu\nu} m^0, \\ \mathbb{E}_{\mathcal{D}} h_{a,\mu}^t h_{\nu}^* &= \delta_{\mu\nu} \frac{(\mathbf{u}_a^t)^T \mathbf{u}^*}{N} =: \delta_{\mu\nu} m_{u,a}^t, \\ \mathbb{E}_{\mathcal{D}} k_{a,\mu}^t k_{\nu}^* &= \delta_{\mu\nu} \frac{(\mathbf{v}_a^t)^T \mathbf{v}^*}{N} =: \delta_{\mu\nu} m_{v,a}^t, \\ \mathbb{E}_{\mathcal{D}} h_{a,\mu}^t h_{\nu}^0 &= \delta_{\mu\nu} \frac{(\mathbf{u}_a^t)^T \mathbf{u}^0}{N} =: \delta_{\mu\nu} R_a^t, \\ \mathbb{E}_{\mathcal{D}} h_{a,\mu}^s h_{b,\nu}^t &= \delta_{\mu\nu} \frac{(\mathbf{u}_a^s)^T \mathbf{u}_b^t}{N} =: \delta_{\mu\nu} Q_{u,ab}^{st}, \\ \mathbb{E}_{\mathcal{D}} k_{a,\mu}^s k_{b,\nu}^t &= \delta_{\mu\nu} \frac{(\mathbf{v}_a^s)^T \mathbf{v}_b^t}{N} =: \delta_{\mu\nu} Q_{v,ab}^{st}, \end{aligned} \quad (14)$$

for  $(s, a), (t, b) \in [T] \times [n]$ , and arbitrary  $\mu, \nu \in [P]$ . The data average over the partition function can thus be taken by considering the above Gaussian average, which only depend on the inner products of the vectors. This yields the following expression:

$$\begin{aligned} \mathbb{E}_{\mathbf{u}^0, \mathbf{u}^*, \mathbf{v}^*} \int d\Theta \int_{\Omega} \prod_{a,t=1}^{n,T} \left[ d\mathbf{u}_a^t d\mathbf{v}_a^t e^{-\frac{\lambda}{2}(\beta_{\mathbf{u}}^t \|\mathbf{u}_a^t\|_2^2 + \beta_{\mathbf{v}}^t \|\mathbf{v}_a^t\|_2^2)} \right] \\ \times \left( \mathbb{E}_{\{h_a^t, k_a^t\}, h^0, h^*, k^* | \Theta} \prod_{a=1}^n \left[ e^{-\beta_{\mathbf{u}}^t l_y(h_a^0, k_a^1) - \beta_{\mathbf{u}}^t l_y(h_a^1, k_a^1)} \right. \right. \\ \left. \left. \times \prod_{t=2}^T e^{-\beta_{\mathbf{u}}^t l_y(h_a^{t-1}, k_a^t) - \beta_{\mathbf{u}}^t l_y(h_a^t, k_a^t)} \right] \right)^P \end{aligned} \quad (15)$$

where  $\Theta$  is the integral over variables  $\{Q_{u,ab}^{st}, Q_{v,ab}^{st}, \{m_{u,a}^t, m_{v,a}^t\}, \{R_a^t\}$ , which we refer to as *order parameters*, and  $\Omega$  is the subset of  $\{\mathbf{u}_t^a\} \times \{\mathbf{v}_t^a\} = \mathbb{R}^{NTn} \times \mathbb{R}^{NTn}$  satisfying the constraints (14). The expression  $\mathbb{E}_{\{h_a^t, k_a^t\}, h^0, h^*, k^* | \Theta}$  denotes the average over the Gaussian variables with covariances given by (14) for  $\mu = \nu$ , and  $y = h^* k^*$ .

In order to obtain an expression which can be continued analytically to  $n \in \mathbb{R}$ , we introduce *replica symmetry* to the set of variables  $\Theta$ , which furthermore constrains the inner products to the following form :

$$\begin{aligned} Q_{\square,ab}^{st} &= q_{\square}^{st} + (1 - \delta_{ab}) \frac{\chi_{\square}^{st}}{\beta_{\square}^t}, \quad s \leq t, s, t \in [T] \\ m_{\square,a}^t &= m_{\square}^t, \quad R_a^t = R^t, \quad t \in [T], \end{aligned} \quad (16)$$

where  $\square$  is either  $u$  or  $v$ . This ansatz assumes that the contribution to the integral is dominated by the configurations of  $\{\mathbf{u}_t^a\} \times \{\mathbf{v}_t^a\}$  where the symmetries hold. While such ansatz is not necessarily true in general, it is conjectured to be valid for convex optimization problems, with the analysis based

on this symmetry being later justified by CGMT (Thompson et al., 2018) or approximate message-passing theory (Bayati & Montanari, 2012; Gerbelot et al., 2020). Since our analysis considers a purely convex problem at each iteration, we assert that this ansatz is valid for our analysis as well.

Under this ansatz, the average over Gaussian variables  $\{h_a^t, k_a^t\}, h^0, h^*, k^* | \Theta$  can be performed explicitly, yielding an expression solely dependent on the replica symmetric variables introduced in (16). Moreover, by introducing auxiliary variables  $\{\hat{q}_u^{st}, \hat{q}_v^{st}, \hat{\chi}_u^{st}, \hat{\chi}_v^{st}\}, \{\hat{m}_u^t, \hat{m}_v^t, \hat{R}^t\}$ , the integral over  $\Theta$  can also be evaluated using the Saddle Point method for diverging  $N$ :

$$\lim_{N \rightarrow \infty} \frac{1}{nN} \log \mathbb{E}_{\mathcal{D}} \mathcal{Z}^n = \text{Extr}_{\Theta_u^T, \Theta_v^T} \mathcal{G}(\Theta_u^T, \Theta_v^T) + O(n), \quad (17)$$

where

$$\begin{aligned} \Theta_u^t &= \left\{ \{q_u^{ss'}, \hat{q}_u^{ss'} \chi_u^{ss'}, \hat{\chi}_u^{ss'}\}_{s \leq s' \leq t}, \right. \\ &\quad \left. \{m_u^s, \hat{m}_u^s, R^s, \hat{R}^s\}_{s \in [t]} \right\}, \\ \Theta_v^t &= \left\{ \{q_v^{ss'}, \hat{q}_v^{ss'} \chi_v^{ss'}, \hat{\chi}_v^{ss'}\}_{s \leq s' \leq t}, \{m_v^s, \hat{m}_v^s\}_{s \in [t]} \right\}, \end{aligned}$$

Although we refer the reader to Appendix A for the full derivation and explicit expression of the function  $\mathcal{G}(\Theta)$ , it is noteworthy to mention its dependence on the sequence of inverse temperatures  $\{\beta_u^t, \beta_v^t\}_{t \in [T]}$ . Asymptotically in the successive  $[\beta_u, \beta_v]$  limit, the expression can be written as a linear combination of  $\{\beta_u^t, \beta_v^t\}_{t \in [T]}$ , each with its own extremum problem conditioned on the solution of the previous time steps. More explicitly,

$$\begin{aligned} &\text{Extr}_{\Theta_u^T, \Theta_v^T} \mathcal{G}(\Theta_u^T, \Theta_v^T) \\ &= \sum_{t=2}^T \beta_u^t \text{Extr}_{\theta_u^t} \mathcal{G}_u^t(\theta_u^t | \hat{\Theta}_u^{t-1}, \hat{\Theta}_v^t) + \beta_u^1 \text{Extr}_{\Theta_u^1} \mathcal{G}_u^1(\Theta_u^1 | \hat{\Theta}_v^1) \\ &\quad + \sum_{t=2}^T \beta_v^t \text{Extr}_{\theta_v^t} \mathcal{G}_v^t(\theta_v^t | \hat{\Theta}_u^{t-1}, \hat{\Theta}_v^{t-1}) + \beta_v^1 \text{Extr}_{\Theta_v^1} \mathcal{G}_v^1(\Theta_v^1) \end{aligned} \quad (18)$$

where  $\theta_u^t := \Theta_u^t \setminus \Theta_u^{t-1}$ , and  $\theta_v^t := \Theta_v^t \setminus \Theta_v^{t-1}$ . The hatted variables denote the solutions of the previous extremum problems. Thus, the extremum problem in (17) has a structure where the order parameters are not determined at once but in a successive manner, each being dependent on the solution of all previous iterations. Although the algorithm itself is of a Markovian nature, the use of the same data at each iteration induces this rich memory effect on the dynamics.

It is noteworthy that the overall derivation only exploits the fact that (i) the algorithm can be reduced to a certain limit of a Markov process given by (7) and (8), and (ii) the data

dependency of this process only appears through random variables of the form (13), whose covariances are given by the inner products of the regressors (14). While the analysis in this work specifically considers AM, this can also be applied to a wider class of iterative algorithms satisfying (i) and (ii) above. Similarly, the analysis is not constrained on the conventional initialization scheme (6) (or equivalently (8)), but to cases where the initial vector is generated conditioned on the data  $\mathbf{u}^0 \sim P(\cdot|\mathcal{D})$ , i.e. spectral methods (Chi et al., 2019; Li et al., 2019b; Charisopoulos et al., 2020), as long as point (ii) is satisfied.

### 3. Results

Here we present the full set of equations corresponding to the solution of the extremum problem at each level of (18).

**Definition 1.** Define the Gaussian process  $\{\mathbf{u}^t\}_{t \in [T]}$  and  $\{\mathbf{v}^t\}_{t \in [T]}$  given by recursion from  $t = 1, 2, \dots, T$ :

$$\begin{aligned} \mathbf{v}^t &:= \frac{1}{\hat{q}_v^{tt} + \lambda} \left( \mathbf{x}_v^t + \hat{m}_v^t \mathbf{v}^* + \sum_{1 \leq t' < t} \hat{q}_v^{tt'} \mathbf{v}^{t'} \right), \\ \mathbf{u}^t &:= \frac{1}{\hat{q}_u^{tt} + \lambda} \left( \mathbf{x}_u^t + \hat{m}_u^t \mathbf{u}^* + R^t \mathbf{u}^0 + \sum_{1 \leq t' < t} \hat{q}_u^{tt'} \mathbf{u}^{t'} \right), \end{aligned} \quad (19)$$

where  $\mathbf{x}_u, \mathbf{x}_v \in \mathbb{R}^T$  are centered independent gaussian random vectors with covariance  $\mathbb{E}[\mathbf{x}_u^t \mathbf{x}_v^{t'}] = \hat{\chi}_u^{tt'}$  and  $\mathbb{E}[\mathbf{x}_v^t \mathbf{x}_v^{t'}] = \hat{\chi}_v^{tt'}$ , and  $\mathbf{u}^*, \mathbf{v}^* \sim \mathcal{N}(0, 1)$ ,  $\mathbf{u}^0 | \mathbf{u}^* \sim \mathcal{N}(m_0 \mathbf{u}^*, 1 - m_0^2)$ . Moreover, denote the average over the aforementioned random variables as  $\mathbb{E}_{0,*}$ .

**Definition 2.** Define the sequence of functions  $\{z_t\}_{t \in [T]}$  and  $\{w_t\}_{t \in [T]}$  with respect to  $[h, k] := \{h^*, h^0, \{h^s\}_{s \in [t]}, k^*, \{k^s\}_{s \in [t]}\}$  by the following recursion from  $t = 1, 2, \dots, T$ :

$$\begin{aligned} w^t[h, k] &:= \arg \min_w \left\{ \frac{w^2}{2\chi_v^{tt}} + l_y(\phi_u^{t-1} + z^{t-1}, \phi_v^t + w) \right\}, \\ z^t[h, k] &:= \arg \min_z \left\{ \frac{z^2}{2\chi_u^{tt}} + l_y(\phi_u^t + z, \phi_v^t + w^t) \right\}, \end{aligned}$$

where  $z^0 := 0$ ,  $l_y(a, b) := (y - ab)^2/2$ ,  $y = h^* k^*$ , and

$$\phi_v^t[h, k] := k^t + \sum_{s=1}^{t-1} \frac{\chi_v^{st}}{\chi_v^{ss}} w^s, \quad \phi_u^t[h, k] := h^t + \sum_{s=1}^{t-1} \frac{\chi_u^{st}}{\chi_u^{ss}} z^s.$$

Moreover, define

$$\begin{aligned} L_v^t[h, k] &:= \frac{(w^t)^2}{2\chi_v^{tt}} + l_y(\phi_u^{t-1} + z^{t-1}, \phi_v^t + w^t), \\ L_u^t[h, k] &:= \frac{(z^t)^2}{2\chi_u^{tt}} + l_y(\phi_u^t + z^t, \phi_v^t + w^t). \end{aligned}$$

The notation  $[h, k]$  has been suppressed on the right hand side for all the definitions above for brevity.

Given these preliminary definitions, we are ready to present the main result.

**Claim 1.** Under the limit  $[\beta_u, \beta_v] \rightarrow \infty$ , the saddle point equations determining the extremum of function  $\mathcal{G}_v^t$  is given by the following set of fixed-point equations:

$$\begin{aligned} q_v^{st} &= \mathbb{E}_{0,*}[\mathbf{v}^s \mathbf{v}^t], \quad (s \leq t) \\ m_v^t &= \mathbb{E}_{0,*}[\mathbf{v}^t \mathbf{v}^*], \\ \chi_v^{st} &= \frac{1}{\hat{q}_v^{tt} + \lambda} \sum_{s \leq t' < t} \hat{q}_v^{st'} \chi_u^{st'}, \quad (s < t) \\ \chi_v^{tt} &= (\hat{q}_v^{tt} + \lambda)^{-1}, \\ \hat{q}_v^{st} &= \kappa \mathbb{E}_{h,k} \left[ \frac{\partial^2}{\partial k^s \partial k^t} L_v^t[h, k] \right] \quad (s \leq t), \\ \hat{m}_v^t &= -\kappa \mathbb{E}_{h,k} \left[ \frac{\partial^2}{\partial k^* \partial k^t} L_v^t[h, k] \right], \\ \hat{\chi}_v^{st} &= -\kappa \mathbb{E}_{h,k} \left[ \frac{w^t}{\chi_v^{ss}} \partial_2 l_y(\phi_u^{t-1} + z^{t-1}, \phi_v^t + w^t) \right] \quad (s < t), \\ \hat{\chi}_v^{tt} &= \kappa \mathbb{E}_{h,k} \left[ \left( \frac{w^t}{\chi_v^{tt}} \right)^2 \right], \end{aligned}$$

where  $\partial_i l_y$  denotes the partial derivative of  $l_y$  with respect to its  $i$ -th argument. On the other hand, the extremum of function  $\mathcal{G}_u^t$  is determined by the following set of fixed-point equations:

$$\begin{aligned} q_u^{st} &= \mathbb{E}_{0,*}[\mathbf{u}^s \mathbf{u}^t], \\ m_u^t &= \mathbb{E}_{0,*}[\mathbf{u}^t \mathbf{u}^*], \\ R^t &= \mathbb{E}_{0,*}[\mathbf{u}^t \mathbf{u}^0], \\ \chi_u^{st} &= \frac{1}{\hat{q}_u^{tt} + \lambda} \sum_{s \leq t' < t} \hat{q}_u^{st'} \chi_v^{st'}, \quad (s < t), \\ \chi_u^{tt} &= (\hat{q}_u^{tt} + \lambda)^{-1}, \\ \hat{q}_u^{st} &= \kappa \mathbb{E}_{h,k} \left[ \frac{\partial^2}{\partial h^s \partial h^t} L_u^t[h, k] \right] \quad (s \leq t), \\ \hat{m}_u^t &= -\kappa \mathbb{E}_{h,k} \left[ \frac{\partial^2}{\partial h^* \partial h^t} L_u^t[h, k] \right], \\ \hat{R}^t &= -\kappa \mathbb{E}_{h,k} \left[ \frac{\partial^2}{\partial h^0 \partial h^t} L_u^t[h, k] \right], \\ \hat{\chi}_u^{st} &= -\kappa \mathbb{E}_{h,k} \left[ \frac{z^s}{\chi_u^{ss}} \partial_1 l_y(\phi_u^t + z^t, \phi_v^t + w^t) \right] \quad (s < t), \\ \hat{\chi}_u^{tt} &= \kappa \mathbb{E}_{h,k} \left[ \left( \frac{z^t}{\chi_u^{tt}} \right)^2 \right]. \end{aligned}$$

Here,  $\mathbb{E}_{h,k}$  denotes the average over the centered Gaussian random vectors  $(k^*, k)$  and  $(h^*, h^0, h)$  with covariances

$$\begin{pmatrix} 1 & \mathbf{m}_v^T \\ \mathbf{m}_v & \mathbf{Q}_v \end{pmatrix} \quad \text{and} \quad \begin{pmatrix} 1 & m_0 & \mathbf{m}_u^T \\ m_0 & 1 & \mathbf{R}^T \\ \mathbf{m}_u & \mathbf{R} & \mathbf{Q}_u \end{pmatrix},$$

respectively, where  $(\mathbf{Q}_\square)_{st} = q_\square^{\min(s,t), \max(s,t)}$  for  $\square = u, v$ .



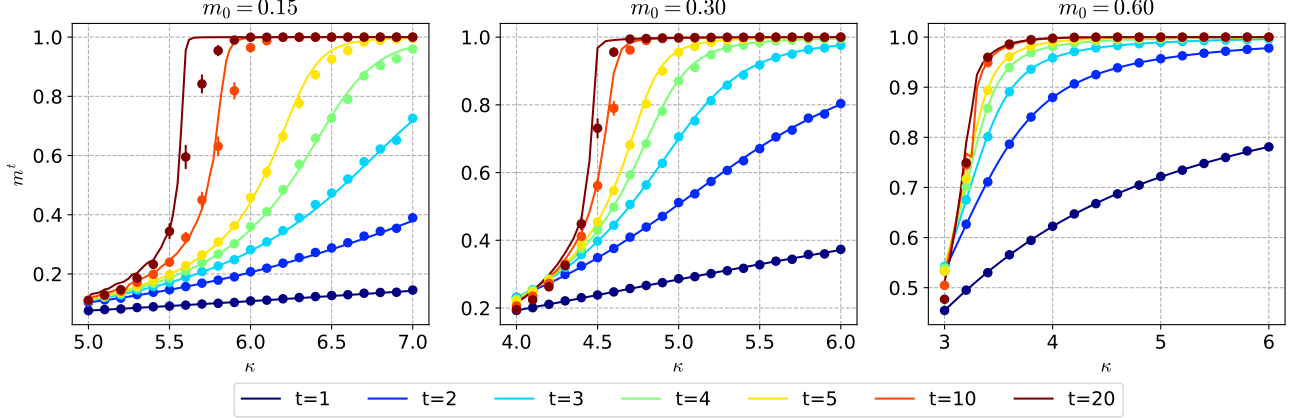


Figure 1. Comparison of the theoretical value (solid line) of  $m^t$  and the empirical value (markers) obtained from experiments for  $N = 16,000$ . The theoretical value was obtained by solving the fixed-point equations given in Claim 1. The empirical value was obtained by taking the mean over 64 random configurations of  $\mathcal{D}$ . Error bars represent the standard error of the mean.

By using this expression of  $\mathcal{G}$ , one obtains a convenient expression for the average of quantities involving the regressors at each iteration. This can be done by incorporating the terms in (9) into the replica computation done to calculate  $\mathcal{G}$ .

**Claim 2.** Let  $\{\mathbf{u}^t, \mathbf{v}^t\}$  be the trajectory of the AM algorithm given a random realization of data  $\mathcal{D}$ , initial vector  $\mathbf{u}^0$ , and target vectors  $\mathbf{u}^*, \mathbf{v}^*$ . For a function  $\psi : \mathbb{R}^T \times \mathbb{R}^T \times \mathbb{R} \times \mathbb{R} \times \mathbb{R} \rightarrow \mathbb{R}$  acting elementwise on  $\{\mathbf{u}^t, \mathbf{v}^t\}, \mathbf{u}^0, \mathbf{u}^*, \mathbf{v}^*$ , its average is given by

$$\begin{aligned} \mathbb{E}_{\mathcal{D}} \mathbb{E}_{\mathbf{u}^0, \mathbf{u}^*, \mathbf{v}^*} \frac{1}{N} \left[ \sum_{i=1}^N \psi(\{u_i^t\}, \{v_i^t\}, u_i^0, u_i^*, v_i^*) \right] \\ = \mathbb{E}_{0,*} \left[ \psi(\{\mathbf{u}^t\}, \{\mathbf{v}^t\}, \mathbf{u}^0, \mathbf{u}^*, \mathbf{v}^*) \right], \end{aligned} \quad (20)$$

given that the average converges.

This claim indicates that the joint of each element of the regressors, initial points, and target vectors at all iterations  $t$ ,  $(\{u_i^t\}, \{v_i^t\}, u_i^0, u_i^*, v_i^*)$ , is statistically equivalent to the joint of the effective random variables  $(\{\mathbf{u}^t\}, \{\mathbf{v}^t\}, \mathbf{u}^0, \mathbf{u}^*, \mathbf{v}^*)$ . These effective random variables are governed by the stochastic process outlined in (19), with  $\{\hat{q}_u^{st}, \hat{q}_v^{st}\}$  and the covariance of  $(\mathbf{x}_u, \mathbf{x}_v)$ ,  $\{\hat{\chi}_u^{st}, \hat{\chi}_v^{st}\}$ , manifesting the time correlation embedded in this process. By closely examining these order parameters, one can investigate how the memory terms appear and potentially influence the dynamics of the algorithm.

Moreover, since these parameters are determined in a successive manner, one can use mathematical induction on the variables  $m_u^t = \mathbb{E}_{\mathcal{D}}(\mathbf{u}^*)^T \mathbf{u}^t / N$  and  $m_v^t = \mathbb{E}_{\mathcal{D}}(\mathbf{v}^*)^T \mathbf{v}^t / N$  to prove the following for a completely random initialization ( $m_0 = 0$ ):

**Claim 3.** Suppose  $m_0 = 0$ . Then,  $m_u^t = m_v^t = 0$  for finite  $t$  and finite  $\kappa$ .

The full proof is given in Appendix B. This indicates that one must have an initialization point with finite correlation with the target in order to retrieve anything under finite number of iterations  $t$  and finite  $\kappa$ . This is in accordance with the result of (Chandrasekhar et al., 2022), where both diverging  $t$  and  $\kappa$  are required for retrieval in the online setup.

## 4. Numerical Experiments

Numerical experiments were conducted to verify the validity of our analysis. For consistency, the regularization parameter was taken to  $\lambda = 0.01$  hereforth. We refer the reader to Appendix C for a detailed explanation on how to numerically solve the saddle point equations in Claim 1.

In particular, we are interested in the product cosine between the regressors at each iteration and the target vectors, namely :

$$m^t := \mathbb{E}_{\mathcal{D}} \left[ \frac{(\mathbf{u}^t)^T \mathbf{u}^* (\mathbf{v}^t)^T \mathbf{v}^*}{\|\mathbf{u}^t\| \|\mathbf{v}^t\|} \right]. \quad (21)$$

In order to assess this quantity, it is important to note that in the limit  $N \rightarrow \infty$ , the norm of the regressors  $\mathbf{u}^t$  and  $\mathbf{v}^t$  given a realization of data  $\mathcal{D}$  typically concentrate on its average. This concept of concentration is called *self-averaging*, which has been observed and proven in convex optimization (Bayati & Montanari, 2012; Thrampoulidis et al., 2018; Miolane & Montanari, 2021) and Bayes optimal inference (Barbier & Macris, 2018; Barbier et al., 2019). Since our problem is essentially a sequence of convex optimization problems, we expect the same phenomenon to hold. This observation and Claim 2 allows us to evaluate

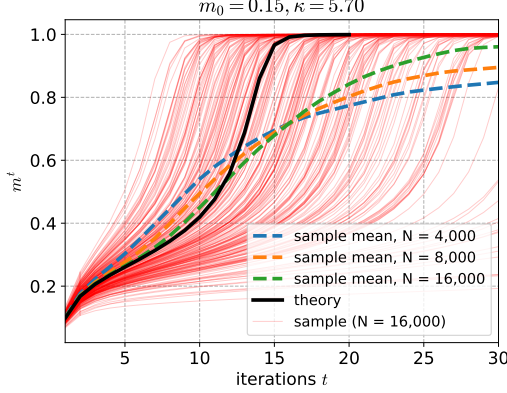


Figure 2. Comparison of theoretical values (solid line) of  $m^t$  with experimental values (dashed line) obtained from experiments for  $N = 4,000, 8,000$ , and  $16,000$ . The empirical value was obtained by taking the mean over 256 random configurations of  $\mathcal{D}$ . For reference, each of the 256 sample trajectories for system size  $N = 16,000$  are also plotted in thin red.

$m^t$  as

$$m^t = \frac{m_u^t m_v^t}{\sqrt{q_u^{tt} q_v^{tt}}}, \quad (22)$$

using the solutions of the fixed-point equations given in Claim 1.

#### 4.1. Asymptotical Dynamics

In Figure 1 we compare the value of  $m^t$  between theory and experiment with  $N = 16,000$  for different values of  $\kappa$  and  $t$ . The empirical values were obtained by taking the mean over 64 random configurations of  $\mathcal{D}$ . We can see that the theory and experiment agree well for all values except for small values of  $\kappa$ . As seen in Figure 2, this is an artifact of the large variance in the experimental value of  $m^t$  between each random run, which is evident even for  $N = 16,000$ . The sample mean approaches the theoretical value as  $N$  increases, but at a slow rate such that the agreement between theory and experiment is nontrivial. The same phenomenon is also observed for  $m^0 = 0$ , where in theory  $m^t = 0$  for finite  $t$  and  $\kappa$  (Claim 3); see Appendix D for full details of the experiment.

Apart from AM being an optimization method, one can also perceive AM as a denoising scheme, where the task is to separate  $\mathbf{u}^0$  from its signal  $\mathbf{u}^*$  and noise  $\mathbf{u}^n$  component. Moreover, it is interesting to investigate whether AM newly introduces noise orthogonal to the already existing  $\mathbf{u}^n$  component. This can be done by comparing the normalized inner product between  $\mathbf{u}^t$  and  $\mathbf{u}^n$ , which we here call the *residue*:

$$\mathbb{E}_{\mathcal{D}} \left[ \frac{(\mathbf{u}^t)^\top \mathbf{u}^n}{\|\mathbf{u}^t\|} \right] = \frac{R^t}{\sqrt{q_u^{tt}}} - m_0, \quad (23)$$

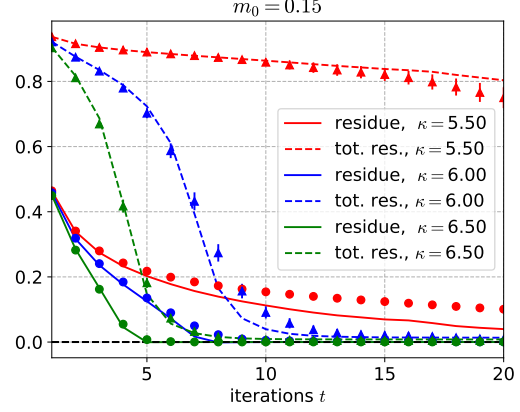


Figure 3. The residue and total residue at each iteration for  $m_0 = 0.15$  and  $\kappa = 5.5, 6.0, 6.5$ . Experimental values were obtained from 64 random configurations for system size  $N = 16,000$ .

and the normalized noise component of  $\mathbf{u}^t$ ,  $\sqrt{1 - (m_u^t)^2 / q_u^{tt}}$ , which we here call the *total residue*. Figure 3 shows the residue and total residue for  $m_0 = 0.15$  and  $\kappa = 5.5, 6.0$ , and  $6.5$ . One can see for  $\kappa = 6.0$  and  $6.5$ , where the target can be recovered by AM, the total residue takes a value close to zero after the residue becomes approximately zero. This indicates that AM prioritizes denoising the  $\mathbf{u}^n$  component over the rest of the noise components introduced during the procedure.

#### 4.2. Time correlation of the dynamics

To verify Claim 2, we compare the empirical distribution of  $\mathbf{u}^t$  for a single random instance and its theoretical counterpart  $\mathbf{u}^t$ . In Figure 4 we show the joint distribution of  $\mathbf{u}^t$  and  $\mathbf{u}^t$  for  $t = 1, 4, 7$  for  $m_0 = 0.30, \kappa = 5.0$  and  $N = 16,000$  for experiments. As evident from the plot, the empirical distribution of  $\mathbf{u}^t$  is in good agreement with the theoretical distribution of  $\mathbf{u}^t$ , even for a single random instance.

In Figure 5 we plot the matrix  $\{\hat{q}_u^{st}\}_{s,t \in [T]}$  and  $\{\hat{\chi}_u^{st}\}_{s,t \in [T]}$ , which induces the memory effect in the Gaussian process (19). For cases where retrieval of the signal is possible within the span of  $t \leq T = 20$  ( $\kappa = 6.0$ ), the external noise term  $\{x_u^t\}_{t \in [T]}$ , whose covariance is given by  $\{\hat{\chi}_u^{st}\}_{s,t \in [T]}$ , quickly disappears from a nontrivial time-correlation. On the other hand, the matrix  $\{\hat{q}_u^{st}\}_{s,t \in [T]}$ , which resembles the lag term in the Gaussian process, becomes approximately diagonal from  $t > 6$ . This suggests that in the earlier iterations of the algorithm, strong finite memory effects appear both in the form of time-correlated noise and lag. In the case where retrieval is not possible within the span of  $t \leq T = 20$  ( $\kappa = 5.5$ ), we see that the external noise term still exists in a highly time-correlated manner. We also mention that the same phenomenon is qualitatively observed for  $\{\hat{q}_v^{st}\}_{s,t \in [T]}$  and  $\{\hat{\chi}_v^{st}\}_{s,t \in [T]}$ ; see Appendix D

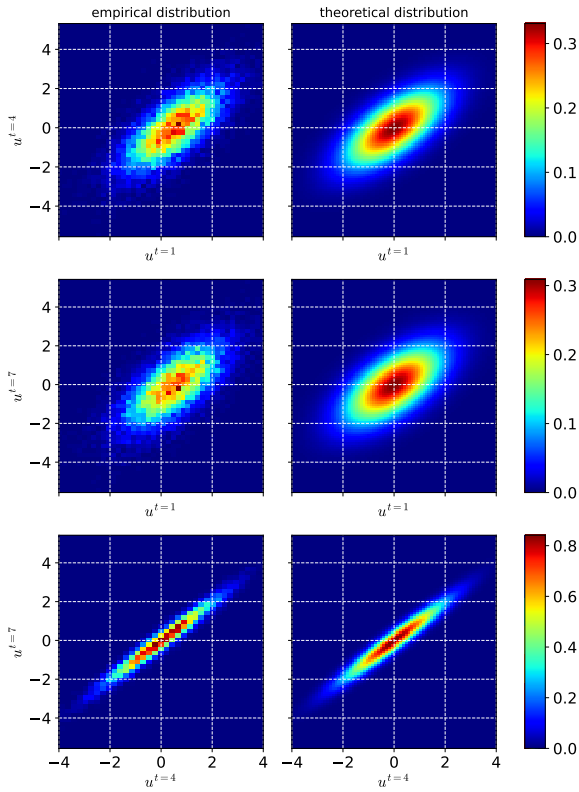


Figure 4. Comparison of the empirical distribution of  $\mathbf{u}^t$  and its theoretical counterpart  $\mathbf{u}^t$  for  $t = 1, 3, 7$  and  $m_0 = 0.30, \kappa = 5.0$ . The empirical distribution was obtained from a single random instance of size  $N = 16,000$ .

for additional results.

## 5. Conclusion

In this work, we have obtained a closed-form expression for the asymptotic dynamics of AM in a full-batch setup using the replica method. Our result conjectures that the regressors at each iteration can be statistically characterized by a stochastic process, shedding light on the algorithm’s effective memory dependency. Numerical results suggest that our analysis captures the asymptotic dynamics. Moreover, examination of memory terms in the stochastic process reveals that only short-term memory influence dynamics at later iterations, in contrast to a more pronounced long-term memory dependency during its early evolution.

From a technical viewpoint, our analysis can be extended to other types of loss functions and iterative algorithms under random data, opening exciting directions for future

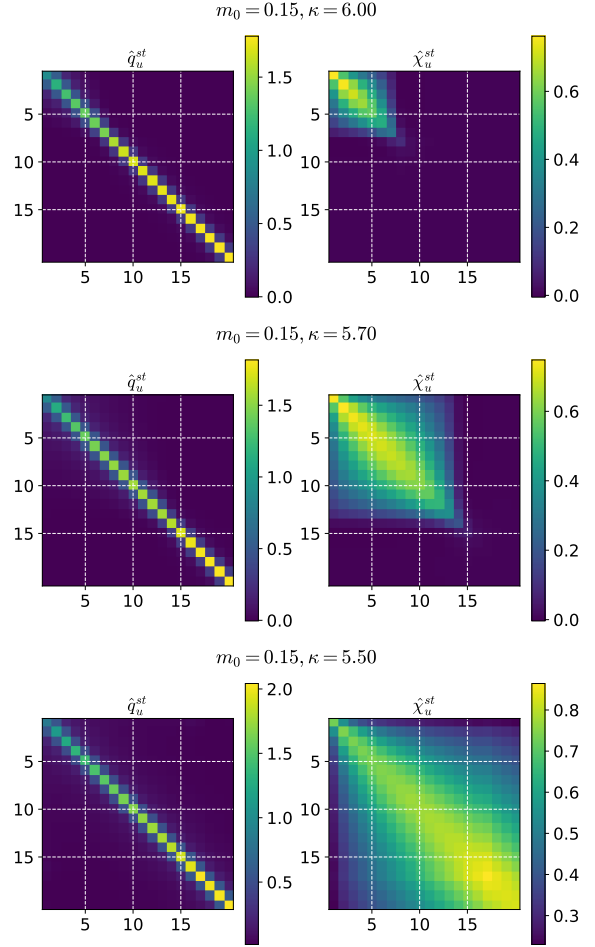


Figure 5. Heatmap of the matrices  $\{\hat{q}_u^{st}\}_{s,t \in [T]}$  and  $\{\hat{\chi}_u^{st}\}_{s,t \in [T]}$  for  $m_0 = 0.15, \kappa = 6.00$  (top),  $\kappa = 5.70$  (middle) and  $\kappa = 5.50$  (bottom).

exploration. In addition, it will be interesting investigate whether a phase transition from a retrieval to a non-retrieval phase exists for the AM algorithm; such algorithmic critical points are known to exist in methods such as approximate message passing in terms of sample complexity (Mondelli & Montanari, 2019; Aubin et al., 2020). This would require the analysis of AM in the limit of both  $N \rightarrow \infty$  and  $T \rightarrow \infty$ , which is also left for future work.

## Acknowledgements

The authors would like to thank Yoshiyuki Kabashima for insightful discussions and comments. This work is supported by JSPS KAKENHI Grant Nos. 22KJ1074 (KO), 23K16960, 21K21310 (TT), 20H00620 (TT, KO), and JST CREST Grant Number JPMJCR1912 (TT, KO). Computational resource of AI Bridging Cloud Infrastructure (ABCI) provided by National Institute of Advanced Industrial Sci-



ence and Technology (AIST) was used.

## References

- Ahmed, A., Recht, B., and Romberg, J. Blind deconvolution using convex programming. *IEEE Transactions on Information Theory*, 60(3):1711–1732, 2014.
- Aubin, B., Loureiro, B., Baker, A., Krzakala, F., and Zdeborová, L. Exact asymptotics for phase retrieval and compressed sensing with random generative priors. In *Proceedings of The First Mathematical and Scientific Machine Learning Conference*, volume 107 of *Proceedings of Machine Learning Research*, pp. 55–73. PMLR, 20–24 Jul 2020.
- Barbier, J. and Macris, N. The adaptive interpolation method: a simple scheme to prove replica formulas in bayesian inference. *Probability Theory and Related Fields*, 174(3):1133–1185, October 2018.
- Barbier, J., Krzakala, F., Macris, N., Miolane, L., and Zdeborová, L. Optimal errors and phase transitions in high-dimensional generalized linear models. *Proceedings of the National Academy of Sciences*, 116(12):5451–5460, 2019.
- Bayati, M. and Montanari, A. The lasso risk for gaussian matrices. *IEEE Transactions on Information Theory*, 58(4):1997–2017, 2012.
- Chandrasekher, K. A., Lou, M., and Pananjady, A. Alternating minimization for generalized rank one matrix sensing: Sharp predictions from a random initialization. *arXiv preprint arXiv:2207.09660*, 2022.
- Chandrasekher, K. A., Pananjady, A., and Thrampoulidis, C. Sharp global convergence guarantees for iterative nonconvex optimization with random data. *The Annals of Statistics*, 51(1):179 – 210, 2023.
- Charisopoulos, V., Davis, D., Díaz, M., and Drusvyatskiy, D. Composite optimization for robust rank one bilinear sensing. *Information and Inference: A Journal of the IMA*, 10(2):333–396, 10 2020. ISSN 2049-8772.
- Chen, J. and Li, X. Model-free nonconvex matrix completion: Local minima analysis and applications in memory-efficient kernel pca. *Journal of Machine Learning Research*, 20(142):1–39, 2019.
- Chi, Y., Lu, Y. M., and Chen, Y. Nonconvex optimization meets low-rank matrix factorization: An overview. *IEEE Transactions on Signal Processing*, 67(20):5239–5269, 2019.
- Dempster, A. P., Laird, N. M., and Rubin, D. B. Maximum likelihood from incomplete data via the em algorithm. *Journal of the Royal Statistical Society. Series B (Methodological)*, 39(1):1–38, 1977.
- Franz, S. and Parisi, G. Quasi-equilibrium in glassy dynamics: an algebraic view. *Journal of Statistical Mechanics: Theory and Experiment*, 2013(02):P02003, feb 2013.
- Gerbelot, C., Abbata, A., and Krzakala, F. Asymptotic errors for high-dimensional convex penalized linear regression beyond gaussian matrices. In *Proceedings of Thirty Third Conference on Learning Theory*, volume 125 of *Proceedings of Machine Learning Research*, pp. 1682–1713. PMLR, 09–12 Jul 2020.
- Ghosh, A. and Kannan, R. Alternating minimization converges super-linearly for mixed linear regression. In *Proceedings of the Twenty Third International Conference on Artificial Intelligence and Statistics*, volume 108 of *Proceedings of Machine Learning Research*, pp. 1093–1103. PMLR, 26–28 Aug 2020.
- Hastie, T., Mazumder, R., Lee, J. D., and Zadeh, R. Matrix completion and low-rank svd via fast alternating least squares. *Journal of Machine Learning Research*, 16(104):3367–3402, 2015.
- Hu, Y., Koren, Y., and Volinsky, C. Collaborative filtering for implicit feedback datasets. In *2008 Eighth IEEE International Conference on Data Mining*, pp. 263–272, 2008.
- Jain, P., Netrapalli, P., and Sanghavi, S. Low-rank matrix completion using alternating minimization. In *Proceedings of the Forty-Fifth Annual ACM Symposium on Theory of Computing*, STOC ’13, pp. 665–674, 2013.
- Krzakala, F. and Kurchan, J. Landscape analysis of constraint satisfaction problems. *Phys. Rev. E*, 76:021122, Aug 2007.
- Lee, K. and Stöger, D. Randomly initialized alternating least squares: Fast convergence for matrix sensing. *SIAM Journal on Mathematics of Data Science*, 5(3):774–799, 2023.
- Li, Q., Zhu, Z., and Tang, G. Alternating minimizations converge to second-order optimal solutions. In *Proceedings of the 36th International Conference on Machine Learning*, volume 97 of *Proceedings of Machine Learning Research*, pp. 3935–3943. PMLR, 09–15 Jun 2019a.
- Li, X., Ling, S., Strohmer, T., and Wei, K. Rapid, robust, and reliable blind deconvolution via nonconvex optimization. *Applied and Computational Harmonic Analysis*, 47(3):893–934, 2019b. ISSN 1063-5203.
- Mezard, M., Parisi, G., and Virasoro, M. *Spin Glass Theory and Beyond*. WORLD SCIENTIFIC, 1986.

- Miolane, L. and Montanari, A. The distribution of the Lasso: Uniform control over sparse balls and adaptive parameter tuning. *The Annals of Statistics*, 49(4):2313 – 2335, 2021.
- Mondelli, M. and Montanari, A. Fundamental limits of weak recovery with applications to phase retrieval. *Foundations of Computational Mathematics*, 19(3):703–773, Jun 2019.
- Netrapalli, P., Jain, P., and Sanghavi, S. Phase retrieval using alternating minimization. In *Advances in Neural Information Processing Systems*, volume 26. Curran Associates, Inc., 2013.
- Parisi, G., Urbani, P., and Zamponi, F. *Theory of Simple Glasses: Exact Solutions in Infinite Dimensions*. Cambridge University Press, 2020.
- Park, D., Kyrillidis, A., Carmanis, C., and Sanghavi, S. Non-square matrix sensing without spurious local minima via the Burer-Monteiro approach. In *Proceedings of the 20th International Conference on Artificial Intelligence and Statistics*, volume 54 of *Proceedings of Machine Learning Research*, pp. 65–74. PMLR, 20–22 Apr 2017.
- Recht, B., Fazel, M., and Parrilo, P. A. Guaranteed minimum-rank solutions of linear matrix equations via nuclear norm minimization. *SIAM Review*, 52(3):471–501, 2010.
- Saglietti, L. and Zdeborova, L. Solvable model for inheriting the regularization through knowledge distillation. In *Proceedings of the 2nd Mathematical and Scientific Machine Learning Conference*, volume 145 of *Proceedings of Machine Learning Research*, pp. 809–846. PMLR, 16–19 Aug 2022.
- Takahashi, T. Sharp asymptotics of self-training with linear classifier. *arXiv preprint arXiv:2205.07739*, 2022.
- Thrapoulidis, C., Abbasi, E., and Hassibi, B. Precise error analysis of regularized  $M$ -estimators in high dimensions. *IEEE Transactions on Information Theory*, 64(8):5592–5628, 2018.
- Waldspurger, I. Phase retrieval with random gaussian sensing vectors by alternating projections. *IEEE Transactions on Information Theory*, 64(5):3301–3312, 2018.
- Wang, Y., Yang, J., Yin, W., and Zhang, Y. A new alternating minimization algorithm for total variation image reconstruction. *SIAM Journal on Imaging Sciences*, 1(3): 248–272, 2008.
- Xu, Y. and Yin, W. A block coordinate descent method for regularized multiconvex optimization with applications to nonnegative tensor factorization and completion. *SIAM Journal on Imaging Sciences*, 6(3):1758–1789, 2013.
- Zhang, T. Phase retrieval using alternating minimization in a batch setting. *Applied and Computational Harmonic Analysis*, 49(1):279–295, 2020.

## A. Derivation of Claim 1

Starting from the expression (15), which can be written as

$$\begin{aligned} \mathcal{I} &= \mathbb{E}_{\mathbf{u}^0, \mathbf{u}^*, \mathbf{v}^*} \int_{\Omega} d\Theta \mathcal{I} \mathcal{L}^P, \\ \mathcal{I} &= \mathbb{E}_{\mathbf{u}^0, \mathbf{u}^*, \mathbf{v}^*} \int_{\Omega} \prod_{a,t=1}^{n,T} \left[ d\mathbf{u}_a^t d\mathbf{v}_a^t e^{-\frac{\lambda}{2}(\beta_u^t \|\mathbf{u}_a^t\|_2^2 + \beta_v^t \|\mathbf{v}_a^t\|_2^2)} \right], \\ \mathcal{L} &= \mathbb{E}_{\{h_a^t, k_a^t\}, h^0, h^*, k^* | \Theta} \prod_{a=1}^n \left[ e^{-\beta_u^1 l_y(h^0, k_a^1) - \beta_u^1 l_y(h_a^1, k_a^1)} \prod_{t=2}^T e^{-\beta_v^t l_y(h_a^{t-1}, k_a^t) - \beta_u^t l_y(h_a^t, k_a^t)} \right], \end{aligned} \quad (24)$$

the calculation can be split into the evaluation of  $\mathcal{I}$  and  $\mathcal{L}$ .

### Evaluation of $\mathcal{I}$

Under the replica symmetric ansatz (16),  $\mathcal{I}$  can be written explicitly using delta functions expressing the constraints on the set  $\Omega$  (altered from the original one mentioned in the main text due to replica symmetry) by the following up to a multiplicative constant:

$$\begin{aligned} \mathcal{I} &\stackrel{\text{RS}}{=} \mathcal{I}_u \times \mathcal{I}_v, \\ \mathcal{I}_u &= \mathbb{E}_{\mathbf{u}^0, \mathbf{u}^*} \int \left( \prod_{a,t=1}^{n,T} d\mathbf{u}_a^t e^{-\frac{\lambda}{2}\beta_u^t \|\mathbf{u}_a^t\|_2^2} \delta(Nm_u^t - (\mathbf{u}_a^t)^\top \mathbf{u}^*) \delta(NR^t - (\mathbf{u}_a^t)^\top \mathbf{u}^0) \right) \\ &\quad \times \prod_{s \leq t} \prod_{a \leq b}^n \delta \left( N \left( q_u^{st} + (1 - \delta_{ab}) \frac{\chi_u^{st}}{\beta_u^t} \right) - (\mathbf{u}_a^s)^\top \mathbf{u}_b^t \right) \\ \mathcal{I}_v &= \mathbb{E}_{\mathbf{v}^*} \int \left( \prod_{a,t=1}^{n,T} d\mathbf{v}_a^t e^{-\frac{\lambda}{2}\beta_v^t \|\mathbf{v}_a^t\|_2^2} \prod_{a,t=1}^{n,T} \delta(Nm_v^t - (\mathbf{v}_a^t)^\top \mathbf{v}^*) \prod_{s \leq t} \prod_{a \leq b}^n \delta \left( N \left( q_v^{st} + (1 - \delta_{ab}) \frac{\chi_v^{st}}{\beta_v^t} \right) - (\mathbf{v}_a^s)^\top \mathbf{v}_b^t \right) \right) \end{aligned} \quad (25)$$

Introduce the Fourier representations of the delta functions as

$$\begin{aligned} \delta(Nm_u^t - (\mathbf{u}_a^t)^\top \mathbf{u}^*) &= \int_{-\infty}^{\infty} d\hat{m}_u^t e^{-\beta_u^t \hat{m}_u^t (Nm_u^t - (\mathbf{u}_a^t)^\top \mathbf{u}^*)}, \\ \delta(Nm_v^t - (\mathbf{v}_a^t)^\top \mathbf{v}^*) &= \int_{-\infty}^{\infty} d\hat{m}_v^t e^{-\beta_v^t \hat{m}_v^t (Nm_v^t - (\mathbf{v}_a^t)^\top \mathbf{v}^*)}, \\ \delta(NR^t - (\mathbf{u}_a^t)^\top \mathbf{u}^0) &= \int_{-\infty}^{\infty} d\hat{R}^t e^{-\beta_u^t \hat{R}^t (NR^t - (\mathbf{u}_a^t)^\top \mathbf{u}^0)}. \end{aligned} \quad (26)$$

Similar representations follow for the delta functions constraining the inner products to  $q_u^{st}$  and  $q_v^{st}$ , with the difference of the auxillary variables being introduced in slightly different forms depending on  $(s, t)$  and  $(a, b)$ . Defining  $\mathbf{U}^t := \sum_{a=1}^n \beta_u^t \mathbf{u}_a^t$ ,

$$\begin{aligned} &\prod_{a \leq b}^n \delta \left( N \left( q_u^{st} + \delta_{ab} \frac{\chi_u^{st}}{\beta_u^t} \right) - (\mathbf{u}_a^s)^\top \mathbf{u}_b^t \right) \\ &= \int d\hat{q}_u^{tt} d\hat{\chi}_u^{tt} \exp \left\{ \frac{nN}{2} (\beta_u^t \hat{q}_u^{tt} - (\beta_u^t)^2 \hat{\chi}_u^{tt}) (q_u^{tt} + \frac{\hat{\chi}_u^{tt}}{\beta_u^t}) - \frac{n(n-1)N}{2} (\beta_u^t)^2 \hat{\chi}_u^{tt} q_u^{tt} - \frac{\beta_u^t \hat{q}_u^{tt}}{2} \sum_{a=1}^n \|\mathbf{u}_a^t\|_2^2 + \frac{\hat{\chi}_u^{tt}}{2} \|\mathbf{U}^t\|_2^2 \right\}, \\ &= \int d\hat{q}_u^{tt} d\hat{\chi}_u^{tt} e^{\frac{nN}{2} \beta_u^t (q_u^{tt} \hat{q}_u^{tt} - \hat{\chi}_u^{tt} \hat{\chi}_u^{tt}) + O(n^2)} \exp \left\{ -\frac{\beta_u^t \hat{q}_u^{tt}}{2} \sum_{a=1}^n \|\mathbf{u}_a^t\|_2^2 + \frac{\hat{\chi}_u^{tt}}{2} \|\mathbf{U}^t\|_2^2 \right\}, \end{aligned} \quad (27)$$

$$\begin{aligned}
 & \prod_{a \leq b}^n \delta \left( N \left( q_u^{st} + \delta_{ab} \frac{\chi_u^{st}}{\beta_u^s} \right) - (\mathbf{u}_a^s)^\top \mathbf{u}_b^t \right), \\
 &= \int d\hat{q}_u^{st} \hat{\chi}_u^{st} \exp \left\{ -nN(\beta_u^t \hat{q}_u^{tt} - \beta_u^s \beta_u^t \hat{\chi}_u^{st})(q_u^{st} + \frac{\hat{\chi}_u^{st}}{\beta_u^s}) + n(n-1)N\beta_u^s \beta_u^t \hat{\chi}_u^{st} q_u^{tt} + \beta_u^t \hat{q}_u^{st} \sum_{a=1}^n (\mathbf{u}_a^t)^\top \mathbf{u}_a^s - \hat{\chi}_u^{st} (\mathbf{U}^t)^\top \mathbf{U}^s \right\} \\
 &= \int d\hat{q}_u^{st} \hat{\chi}_u^{st} e^{-nN\beta_u^t(q_u^{st} \hat{q}_u^{st} - \chi_u^{st} \hat{\chi}_u^{st}) + O(n^2)} \exp \left\{ \beta_u^t \hat{q}_u^{st} \sum_{a=1}^n (\mathbf{u}_a^t)^\top \mathbf{u}_a^s - \hat{\chi}_u^{st} (\mathbf{U}^t)^\top \mathbf{U}^s \right\}, \tag{28}
 \end{aligned}$$

and so forth for the  $v$  variables. Using the equality  $\exp(\frac{a}{2}x^2) = \int Dz \exp(\sqrt{a}xz)$ , where  $Dz := \exp(-\frac{z^2}{2})dz/\sqrt{2\pi}$ , one can further simplify (27) as

$$\int d\hat{q}_u^{tt} d\hat{\chi}_u^{tt} \int Dz_u^{tt} e^{\frac{Nn}{2}\beta_u^t(q_u^{tt} \hat{q}_u^{tt} - \chi_u^{tt} \hat{\chi}_u^{tt}) + O(n^2)} \exp \left[ -\frac{\beta_u^t \hat{q}_u^{tt}}{2} \sum_{a=1}^n \|\mathbf{u}_a^t\|_2^2 + \sqrt{\hat{\chi}_u^{tt}} (\mathbf{z}_u^{tt})^\top \mathbf{U}^t \right], \tag{29}$$

Moreover, completing the squares in the exponential in (28) reads

$$\begin{aligned}
 & \int d\hat{q}_u^{st} d\hat{\chi}_u^{st} e^{-Nn\beta_u^t(q_u^{st} \hat{q}_u^{st} - \chi_u^{st} \hat{\chi}_u^{st})} \exp \left[ \beta_u^t \hat{q}_u^{st} \sum_{a=1}^n (\mathbf{u}_a^t)^\top \mathbf{u}_a^s - \frac{\hat{\chi}_u^{st}}{2} \|\mathbf{U}^t + \mathbf{U}^s\|_2^2 + \frac{\hat{\chi}_u^{st}}{2} (\|\mathbf{U}^t\|_2^2 + \|\mathbf{U}^s\|_2^2) \right] \\
 &= \int d\hat{q}_u^{st} d\hat{\chi}_u^{st} e^{Nn\beta_u^t(q_u^{st} \hat{q}_u^{st} - \chi_u^{st} \hat{\chi}_u^{st})} \\
 & \quad \times \int Dz_u^{st} \exp \left[ \beta_u^t \hat{q}_u^{st} \sum_{a=1}^n (\mathbf{u}_a^t)^\top \mathbf{u}_a^s + \sqrt{-\hat{\chi}_u^{st}} (\mathbf{z}_u^{st})^\top (\mathbf{U}^t + \mathbf{U}^s) + \frac{\hat{\chi}_u^{st}}{2} (\|\mathbf{U}^t\|_2^2 + \|\mathbf{U}^s\|_2^2) \right], \tag{30}
 \end{aligned}$$

where  $\mathbf{U}^t := \sum_{a=1}^n \beta_u^t \mathbf{u}_a^t$ . Taking the product over  $s < t \leq T$ , the last term in the exponential becomes

$$\begin{aligned}
 \exp \left[ \sum_{s < t}^T \frac{\hat{\chi}_u^{st}}{2} (\|\mathbf{U}^t\|_2^2 + \|\mathbf{U}^s\|_2^2) \right] &= \exp \left[ \frac{1}{2} \sum_{t=1}^T \left( \sum_{s \neq t} \hat{\chi}_u^{st} \right) \|\mathbf{U}^t\|_2^2 \right] \\
 &= \int Dz_u^t \exp \left[ \sum_{t=1}^T \left( \sum_{s \neq t} \hat{\chi}_u^{st} \right)^{1/2} (\mathbf{z}_u^t)^\top \mathbf{U}^t \right], \tag{31}
 \end{aligned}$$

where we have abused the notation  $\hat{\chi}_u^{ts} = \hat{\chi}_u^{st}$ . Using expressions (26), (29) and (31), and noticing that the terms have been decoupled with respect to the replica index  $a \in [n]$  and coordinate index  $i \in [N]$ , the integral  $\mathcal{I}_u$  can be written as

$$\begin{aligned}
 & \int \left( \prod_{t=1}^T d\hat{q}_u^{tt} \hat{\chi}_u^{tt} d\hat{m}_u^t d\hat{R}^t \right) \left( \prod_{s < t} d\hat{q}_u^{st} \hat{\chi}_u^{st} \right) e^{\sum_{t=1}^T nN\beta_u^t \left[ \frac{q_u^{tt} \hat{q}_u^{tt} - \chi_u^{tt} \hat{\chi}_u^{tt}}{2} - m_u^t \hat{m}_u^t - R^t \hat{R}^t - \sum_{s < t} (q_u^{st} \hat{q}_u^{st} - \chi_u^{st} \hat{\chi}_u^{st}) \right]} \\
 & \times \left\{ \int \left( \prod_{t=1}^T Dz_u^{tt} D\mathbf{z}_u^t \right) \left( \prod_{s < t} Dz_u^{st} \right) \mathbb{E}_{0,*} \left[ \int d\{u^t\}_{t=1}^T \exp \sum_{t=1}^T \beta_u^t \left( -\frac{\hat{q}_u^{tt} + \lambda}{2} (u^t)^2 + h^t u^t + \sum_{s < t} \hat{q}_u^{st} u^s \right) \right] \right\}^N, \tag{32}
 \end{aligned}$$

where

$$h^t := \hat{m}_u^t \mathbf{u}^* + \hat{R}^t \mathbf{u}^0 + \sqrt{\hat{\chi}_u^{tt}} z_u^{tt} + \sum_{s < t} \sqrt{-\hat{\chi}_u^{st}} z_u^{st} + \sum_{s > t} \sqrt{-\hat{\chi}_u^{ts}} z_u^{ts} + \left( \sum_{s \neq t} \hat{\chi}_u^{st} \right)^{1/2} z_u^t. \tag{33}$$

Conditioned on  $\mathbf{u}^0$  and  $\mathbf{u}^*$ , it is not difficult to see that  $h^t$  is Gaussian random variable with mean  $\hat{m}_u^t \mathbf{u}^* + \hat{R}^t \mathbf{u}^0$  and covariance  $\mathbb{E}[h^s h^t] - \mathbb{E}[h^s] \mathbb{E}[h^t] = \hat{\chi}_u^{\min(s,t), \max(s,t)}$ . Moreover, by using Laplace's method successively for  $\beta_u^t$  from  $t = 1, \dots, T$ , the last term in the exponential in (32) is a fixed value determined by the maximizer of the exponent during

the previous times  $s < t$ . Also using the expansion  $\mathbb{E}A^n = \exp(n \log \mathbb{E}A + O(n^2))$  for small  $n$ , we finally obtain the expression

$$\mathcal{I}_u = \int \left( \prod_{t=1}^T d\hat{q}_u^{tt} \hat{\chi}_u^{tt} d\hat{m}_u^t d\hat{R}^t \right) \left( \prod_{s<t} d\hat{q}_u^{st} \hat{\chi}_u^{st} \right) \exp \left( nN \sum_{t=1}^T \beta_u^t G_u^t + O(n^2) \right), \quad (34)$$

$$G_u^t := \frac{q_u^{tt} \hat{q}_u^{tt} - \chi_u^{tt} \hat{\chi}_u^{tt}}{2} - m_u^t \hat{m}_u^t - R^t \hat{R}^t - \sum_{s<t} (q_u^{st} \hat{q}_u^{st} - \chi_u^{st} \hat{\chi}_u^{st}) + \mathbb{E}_{0,*} \frac{(x_u^t + \hat{m}_u^t \mathbf{u}^* + \hat{R}^t \mathbf{u}^0 + \sum_{s<t} \hat{q}_u^{st} \mathbf{u}^s)^2}{2(\hat{q}_u^{tt} + \lambda)}. \quad (35)$$

The same procedure follows for  $\mathcal{I}_v$ , which yields

$$\mathcal{I}_v = \int \left( \prod_{t=1}^T d\hat{q}_v^{tt} \hat{\chi}_v^{tt} d\hat{m}_v^t \right) \left( \prod_{s<t} d\hat{q}_v^{st} \hat{\chi}_v^{st} \right) \exp \left( nN \sum_{t=1}^T \beta_v^t G_v^t + O(n^2) \right), \quad (36)$$

$$G_v^t := \frac{q_v^{tt} \hat{q}_v^{tt} - \chi_v^{tt} \hat{\chi}_v^{tt}}{2} - m_v^t \hat{m}_v^t - \sum_{s<t} (q_v^{st} \hat{q}_v^{st} - \chi_v^{st} \hat{\chi}_v^{st}) + \mathbb{E}_{0,*} \frac{(x_v^t + \hat{m}_v^t \mathbf{v}^* + \sum_{s<t} \hat{q}_v^{st} \mathbf{v}^s)^2}{2(\hat{q}_v^{tt} + \lambda)}. \quad (37)$$

### Evaluation of $\mathcal{L}$

It is convenient to introduce the following two identities (Parisi et al., 2020):

**Lemma A.1.** *Let  $\mathbf{x} \in \mathbb{R}^d$  be a Gaussian random variable with mean  $\mathbf{0}_d$  and covariance  $\mathbf{M} \in \mathbb{R}^{d \times d}$ . Then for any twice-differentiable function  $\mathcal{F}(\mathbf{x})$ ,*

$$\mathbb{E}_{\mathbf{x} \sim \mathcal{N}(\mathbf{0}, \mathbf{M})} \mathcal{F}(\mathbf{x}) = \exp \left( \frac{1}{2} \sum_{i,j=1}^d (\mathbf{M})_{ij} \frac{\partial^2}{\partial x_i \partial x_j} \right) \mathcal{F}(\mathbf{x}) \Big|_{\mathbf{x}=\mathbf{0}} \quad (38)$$

**Lemma A.2.** *Let  $f(x_1, \dots, x_d)$  be a differentiable function of  $d$  variables. Then,*

$$\sum_{i=1}^d \frac{\partial}{\partial x_i} f(x_1, \dots, x_d) \Big|_{x_1=\dots=x_d=x} = \frac{d}{dx} f(x, \dots, x). \quad (39)$$

Using Lemma A.1, under the replica symmetric ansatz, the corresponding differential operator for the average over  $\{h_a^t\}, h^0, h^* | \Theta$  is given by

$$\exp \left[ \frac{1}{2} \partial_{h^*}^2 + m_0 \partial_{h^*} \partial_{h^0}^2 + \frac{1}{2} \partial_{h^0}^2 + \sum_{t=1}^T (m_u^t \partial_{h^*} + R^t \partial_{h^0}) \sum_{a=1}^n \partial_{h_a^t} \right. \\ \left. + \frac{1}{2} \sum_{s,t=1}^T q_u^{st} \left( \sum_{a=1}^n \partial_{h_a^t} \right) \left( \sum_{a=1}^n \partial_{h_a^s} \right) + \frac{1}{2} \sum_{s,t=1}^T \sum_{a=1}^n \frac{\chi_u^{st}}{\beta_u^{\max(s,t)}} \partial_{h_a^t} \partial_{h_a^s} \right]. \quad (40)$$

where we again abuse notations  $\chi_u^{ts} = \chi_u^{st}, q_u^{st} = q_u^{ts}$ . Define  $\partial_{h^t} := \sum_{a=1}^n \partial_{h_a^t}$  and  $\partial_{\mathbf{h}} := (\partial_{h^1} \dots \partial_{h^T})^\top$ . Consider that

$$\exp \left[ \frac{1}{2} \partial_{h^*}^2 + m_0 \partial_{h^*} \partial_{h^0}^2 + \frac{1}{2} \partial_{h^0}^2 + \sum_{t=1}^T (m_u^t \partial_{h^*} + R^t \partial_{h^0}) \partial_{h^t} + \frac{1}{2} \sum_{s,t=1}^T q_u^{st} \partial_{h^t} \partial_{h^s} \right] \\ = \exp \left[ \frac{1}{2} \begin{pmatrix} \partial_{h^*} \\ \partial_{h^0} \\ \partial_{\mathbf{h}} \end{pmatrix}^\top \begin{pmatrix} 1 & m_0 & \mathbf{m}_u^\top \\ m_0 & 1 & \mathbf{R}^\top \\ \mathbf{m}_u & \mathbf{R} & \mathbf{Q}_u \end{pmatrix} \begin{pmatrix} \partial_{h^*} \\ \partial_{h^0} \\ \partial_{\mathbf{h}} \end{pmatrix} \right],$$



and the same expression for the  $v$  variables. Using Lemma A.1 backwards,  $\mathcal{L}$  can thus be rewritten as

$$\begin{aligned} \log \mathcal{L} &= \log \mathbb{E}_{h,k} \left\{ \prod_{a=1}^n \exp \left( \frac{1}{2} \sum_{s,t}^T \frac{\chi_u^{st}}{\beta_u^{\max(s,t)}} \partial_{h_a^t} \partial_{h_a^s} + \frac{1}{2} \sum_{s,t}^T \frac{\chi_v^{st}}{\beta_v^{\max(s,t)}} \partial_{k_a^t} \partial_{k_a^s} \right) \right. \\ &\quad \left. \times e^{-\beta_v^1 l_y(h^0, k_a^1) - \beta_u^1 l_y(h_a^1, k_a^1)} \prod_{t=2}^T e^{-\beta_v^t l_y(h_a^{t-1}, k_a^t) - \beta_u^t l_y(h_a^t, k_a^t)} \right\} \Big|_{h_a^t = h^t, k_a^t = k^t} \\ &= n \mathbb{E}_{h,k} \log \left\{ \exp \left( \frac{1}{2} \sum_{s,t}^T \frac{\chi_u^{st}}{\beta_u^{\max(s,t)}} \partial_{h^t} \partial_{h^s} + \frac{1}{2} \sum_{s,t}^T \frac{\chi_v^{st}}{\beta_v^{\max(s,t)}} \partial_{k^t} \partial_{k^s} \right) \prod_{t=1}^T e^{-\beta_v^t l_y(h^{t-1}, k^t) - \beta_u^t l_y(h^t, k^t)} \right\} + O(n^2). \end{aligned}$$

where we used Lemma A.2 and the small  $n$  expansion to proceed from the first to second line. To further simplify, we again use Lemma A.1 on the differential operator, which introduces two multivariate Gaussian integrals with covariances  $\chi_u^{st}/\beta_u^{\max(s,t)}$  and  $\chi_v^{st}/\beta_v^{\max(s,t)}$ . Consider the Cholesky decomposition of these covariance matrices:  $(\chi_{\square}^{st}/\beta_{\square}^{\max(s,t)}) = \mathbf{L}_{\square}^T \mathbf{L}_{\square}$  for  $\square = u, v$ , where  $\mathbf{L}_{\square} \in \mathbb{R}^{T \times T}$  is an upper triangular matrix. It is easy to see that the decomposition is given by

$$L_{\square}^{st} = \frac{\chi_{\square}^{st}}{\sqrt{\chi_{\square}^{ss} \beta_{\square}^s}} + o((\beta_{\square}^s)^{-1/2}), \quad 1 \leq s \leq t \leq T. \quad (41)$$

The expression inside the logarithm in (42) can be expressed as

$$\int \left( \prod_{t=1}^T D z^t D w^t \right) \exp \left\{ - \sum_{t=1}^T \left[ \beta_v^t l_y \left( h^{t-1} + \sum_{s=1}^{t-1} L_u^{st} z^s, k^t + \sum_{s=1}^t L_v^{st} z^t \right) + \beta_u^t l_y \left( h^t + \sum_{s=1}^t L_u^{st} z^s, k^t + \sum_{s=1}^t L_v^{st} w^s \right) \right] \right\}.$$

By rescaling  $z^t \rightarrow \sqrt{\beta_u^t/\chi_u^{tt}} z^t$  and  $w^t \rightarrow \sqrt{\beta_v^t/\chi_v^{tt}} w^t$ , we obtain up to a multiplicative constant

$$\int \left( \prod_{t=1}^T d z^t d w^t \right) \exp \left\{ - \sum_{t=1}^T \beta_v^t \left[ \frac{(w^t)^2}{2 \chi_u^{tt}} + l_y(z^{t-1} + \phi_u^{t-1}, w^t + \phi_v^t) \right] - \sum_{t=1}^T \beta_u^t \left[ \frac{(z^t)^2}{2 \chi_v^{tt}} + l_y(z^t + \phi_u^t, w^t + \phi_v^t) \right] \right\}.$$

Using the Laplace method successively for  $\beta_u^t$  and  $\beta_v^t$  from  $t = 1, \dots, T$ ,  $\mathcal{L}$  is finally reduced to

$$\mathcal{L} = \exp n \mathbb{E}_{h,k} \left( - \sum_{t=1}^T \beta_v^t L_v^t[h, k] - \sum_{t=1}^T \beta_u^t L_u^t[h, k] \right). \quad (42)$$

Utilizing (34), (36), and (42), we obtain the following expression for the logarithm of the  $n$ -th power of the partition function, up to a negligible constant :

$$\begin{aligned} &\lim_{n \rightarrow 0} \lim_{N \rightarrow \infty} \frac{1}{Nn} \log \int d\Theta_v^T \Theta_u^T \exp nN \left[ \sum_{t=1}^T \beta_v^t (G_v^t - \kappa L_v^t) + \sum_{t=1}^T \beta_u^t (G_u^t - \kappa L_u^t) + O(n^2) \right] \\ &= \text{Extr}_{\Theta_u^t, \Theta_v^T} \left[ \sum_{t=1}^T \beta_v^t (G_v^t - \kappa L_v^t) + \sum_{t=1}^T \beta_u^t (G_u^t - \kappa L_u^t) \right], \end{aligned} \quad (43)$$

where we used the Saddle Point method for diverging  $N$  in the second line. Noting that the set of parameters  $\theta_u^t = \{q_u^{st}, \hat{q}_u^{st}, \chi_u^{st}, \hat{\chi}^{st}\}_{s \leq t}, m_u^t, \hat{m}_u^t, R^t, \hat{R}^t\}$  only appear in (43) through  $G_u^s, L_u^s, G_v^s, L_v^s$  ( $s \geq t$ ), the first order optimality condition for  $\theta_u^t$  is given by

$$\frac{\partial}{\partial \theta_u^t} \left[ \sum_{s=t}^T \beta_v^s (G_v^s - \kappa L_v^s) + \sum_{s=t}^T \beta_u^s (G_u^s - \kappa L_u^s) \right] = 0.$$

The main contribution in the sum comes from the term with the largest inverse temperature,  $\beta_u^t$ , indicating that  $\theta_u^t$  is determined from the equation

$$\frac{\partial}{\partial \theta_u^t} [\beta_u^t (G_u^t - \kappa L_u^t)] = 0.$$

Repeating the argument from  $t = 1, \dots, T$  for both  $u$  and  $v$ , one can notice that the parameters  $\{\theta_u^t, \theta_v^t\}$  are determined in a successive manner, starting from  $t = 1$  and terminating at  $t = T$ , yielding (18) with  $\mathcal{G}_{\square}^t = G_{\square}^t - \kappa L_{\square}^t$  for  $\square = u, v$ . With the full expression of  $G_u^t$  and  $L_u^t$  and utilizing Lemma A.1, the extremum conditions can be obtained straightforwardly, resulting in Claim 1.

## B. Proof of Claim 3

The proof is based on mathematical induction for the statement  $m_u^t = m_v^t = \hat{m}_u^t = \hat{m}_v^t = 0$ . The saddle point equation for  $m_v^{t=1}$  is given by

$$m_v^1 = \mathbb{E}_{0,\star}[\mathbf{v}^* \mathbf{v}^1] = \frac{\hat{m}_v^1}{\hat{q}_v^{tt} + \lambda}.$$

Recalling that the dependency of  $L_v^1$  on  $h^*$  only appears via  $y = h^* k^*$ , the saddle point equation for  $\hat{m}_v^1$  is given by

$$\hat{m}_v^1 = -\kappa \mathbb{E}_{h,k} \left[ \frac{\partial^2}{\partial k^1 \partial k^*} L_u^1[h, k] \right] = -\kappa \mathbb{E}_{h,k} \left[ h^* \frac{\partial^2}{\partial k^1 \partial y} l_y(h^0, \phi_v^1 + w^1) \right] = 0,$$

where we used that for an arbitrary differentiable function  $f(x)$ ,

$$\int Dz_1 Dz_2 z_1 f(z_1 z_2) = \int Dz_1 Dz_2 dy z_1 \delta(y - z_1 z_2) f(z_1 z_2) = \int Dz_1 dy \frac{\text{sgn}(z_1)}{\sqrt{2\pi}} e^{-y^2/(2z_1^2)} f(y) = 0.$$

This verifies  $m_v^{t=1} = \hat{m}_v^{t=1} = 0$ . For  $m_u^{t=1}$  and  $\hat{m}_u^{t=1}$ , we have  $m_u^1 = \frac{\hat{m}_u^1}{\hat{q}_u^{tt} + \lambda}$ , and

$$\hat{m}_u^1 = -\kappa \mathbb{E}_{h,k} \left[ \frac{\partial^2}{\partial h^0 \partial h^*} L_u^1[h, k] \right] = -\kappa \mathbb{E}_{h,k} \left[ k^* \frac{\partial^2}{\partial h^0 \partial y} l_y(z^1 + \phi_u^1, w^1 + \phi_v^1) \right].$$

Recall that  $\phi_v^1$  is only a function of  $k^*$  only through  $y$ , and  $k^1$  is independent of  $k^*$  since  $m_v^1 = 0$ , and thus  $z^1$  is also a function of  $k^*$  through  $y$  only. Thus, the same argument as above yields  $\hat{m}_u^{t=1} = m_u^{t=1} = 0$ .

Now, suppose that  $m_u^s = m_v^s = \hat{m}_u^s = \hat{m}_v^s = 0$  for  $s = 1, \dots, t$ , and thus  $\{z^s, w^s, \phi_u^s, \phi_v^s\}_{s \leq t}$  is only a function of  $h^*$  or  $k^*$  only through  $y$ , and  $h^s, k^s$  is independent of  $h^*, k^*$  for  $s \leq t$ . Then,

$$m_v^{t+1} = \mathbb{E}_{0,\star}[\mathbf{v}^* \mathbf{v}^{t+1}] = \frac{\hat{m}_v^{t+1} + \sum_{s=1}^t \hat{q}_u^{st} m_u^s}{\hat{q}_v^{t+1,t+1} + \lambda} = \frac{\hat{m}_v^{t+1}}{\hat{q}_v^{t+1,t+1} + \lambda}.$$

The saddle point equation for  $\hat{m}_v^{t+1}$  is given by

$$\hat{m}_v^{t+1} = -\kappa \mathbb{E}_{h,k} \left[ \frac{\partial^2}{\partial k^{t+1} \partial k^*} L_u^{t+1}[h, k] \right] = -\kappa \mathbb{E}_{h,k} \left[ h^* \frac{\partial^2}{\partial k^{t+1} \partial y} l_y(z^t + \phi_u^t, w^{t+1} + \phi_v^{t+1}) \right] = 0,$$

which yields  $m_v^{t+1} = \hat{m}_v^{t+1} = 0$ . The exact same arguments hold for  $m_u^{t+1}$  and  $\hat{m}_u^{t+1}$ , which completes the proof.

## C. Numerical Evaluation of the Saddle point equations

The saddle point equations in Claim 1 must be solved numerically via fixed-point iteration, which is a non-trivial task due to the random averages in the expressions. It should be noted however, that the averages concerning the Gaussian process (19) can be computed exactly. For instance,

$$m_u^t = \mathbb{E}_{0,\star}[\mathbf{u}^t \mathbf{u}^*] = \frac{\hat{m}^t + m_0 \hat{R}^t + \sum_{s < t} \hat{q}_u^{st} m_u^s}{\hat{q}_u^{tt} + \lambda}, \quad (44)$$

$$R^t = \mathbb{E}_{0,\star}[\mathbf{u}^t \mathbf{u}^0] = \frac{\hat{m}^t m_0 + \hat{R}^t + \sum_{s < t} \hat{q}_u^{st} R^s}{\hat{q}_u^{tt} + \lambda}, \quad (45)$$

$$\begin{aligned} q_u^{t't} &= \frac{1}{(\hat{q}_u^{tt} + \lambda)(\hat{q}_u^{t't'} + \lambda)} \left[ \hat{\chi}_u^{t't} + \hat{m}_u^t \hat{m}_u^{t'} + \hat{R}^t \hat{R}^{t'} + (\hat{R}^t \hat{m}_u^{t'} + \hat{R}^{t'} \hat{m}_u^t) m_0 \right. \\ &\quad + \sum_{s < t} \hat{q}_u^{st} (\hat{m}_u^{t'} m_u^s + \hat{R}^{t'} R^s) + \sum_{s' < t'} \hat{q}_u^{s't'} (\hat{m}_u^t m_u^{s'} + \hat{R}^t R^{s'}) \\ &\quad \left. + \sum_{s < t} \sum_{s' < t'} \hat{q}_u^{st} \hat{q}_u^{s't'} q_u^{ss'} + \sum_{s < t} \hat{q}_u^{st} \mathbb{E}_{0,\star}[\mathbf{x}_u^t \mathbf{u}^s] + \sum_{s' < t'} \hat{q}_u^{s't'} \mathbb{E}_{0,\star}[\mathbf{x}_u^{t'} \mathbf{u}^{s'}] \right], \quad (46) \end{aligned}$$

where  $\Gamma_u^{ts} := \mathbb{E}_{0,*}[x_u^t u^s]$  can be calculated as

$$\Gamma_u^{ts} = \frac{\chi_u^{st} + \sum_{s' < s} \hat{q}_u^{ss'} \Gamma_u^{ts'}}{\hat{q}_u^{ss} + \lambda}.$$

Given  $\hat{\Theta}_u^{t-1}$ , the above expressions can then be calculated with  $O(t^3)$  operations. Analogous expressions for the corresponding  $v$  order parameters can also be obtained; in fact, one directly acquires those formulas by replacing the  $u$ -variables with the  $v$ -variables, and equating  $R^t$  and  $m_0$  to zero.

The average with respect to  $(h, k)$  can be evaluated numerically via Monte Carlo integration. To calculate the partial derivatives of  $L_u^t[h, k]$  and  $L_v^t[h, k]$  efficiently, we introduce the following auxillary variables :

$$g_u^t(a, b) := \arg \min_z \left\{ \frac{z^2}{2\chi_u^{tt}} + l_y(z + a, b) \right\}, \quad (47)$$

$$g_v^t(a, b) := \arg \min_w \left\{ \frac{w^2}{2\chi_v^{tt}} + l_y(a, z + b) \right\}, \quad (48)$$

$$\mathbf{g}_u^t := g_u^t \left( h^t + \sum_{s=1}^{t-1} \frac{\chi_u^{st}}{\chi_u^{ss}} z^s[h, k], k^t + \sum_{s=1}^t \frac{\chi_v^{st}}{\chi_v^{tt}} w^s[h, k] \right), \quad (49)$$

$$\mathbf{g}_v^t := g_v^t \left( h^{t-1} + \sum_{s=1}^{t-1} \frac{\chi_u^{s,t-1}}{\chi_u^{ss}} z^s[h, k], k^t + \sum_{s=1}^{t-1} \frac{\chi_v^{st}}{\chi_v^{tt}} w^s[h, k] \right) \quad (50)$$

$$\mathbf{L}_u^t := l_y \left( h^t + \sum_{s=1}^t \frac{\chi_u^{st}}{\chi_u^{ss}} z^s[h, k], k^t + \sum_{s=1}^t \frac{\chi_v^{st}}{\chi_v^{tt}} w^s[h, k] \right). \quad (51)$$

$$\mathbf{L}_v^t := l_y \left( h^{t-1} + \sum_{s=1}^{t-1} \frac{\chi_u^{s,t-1}}{\chi_u^{ss}} z^s[h, k], k^t + \sum_{s=1}^t \frac{\chi_v^{st}}{\chi_v^{tt}} w^s[h, k] \right) \quad (52)$$

Without confusion, we also define the partial derivative  $\partial_i \mathbf{g}_u^t, \partial_i \mathbf{g}_v^t, \partial_i \mathbf{L}_u^t, \partial_i \mathbf{L}_v^t$  as the partial derivative of  $g_u^t, g_v^t, l_y(h^t + \dots, k^t + \dots), l_y(h^{t-1} + \dots, k^t + \dots)$  with respect to its  $i$ -th argument, respectively. The same partial derivatives with respect to variable  $y$  are also defined as  $\partial_y \mathbf{g}_u^t, \partial_y \mathbf{g}_v^t, \partial_y \mathbf{L}_u^t, \partial_y \mathbf{L}_v^t$ . Consider that

$$\frac{\partial^2}{\partial h^t \partial h^{t'}} L_u^t[h, k] = \frac{\partial}{\partial h^{t'}} \partial_1 l_y(z^t + \phi_u^t, w^t + \phi_v^t) = (\partial_1^2 \mathbf{L}_u^t) \left( \delta_{t't} + \sum_{s=1}^t \frac{\chi_u^{st}}{\chi_u^{ss}} \frac{\partial z^s}{\partial h^{t'}}[h, k] \right) + (\partial_1 \partial_2 \mathbf{L}_u^t) \sum_{s=1}^t \frac{\chi_u^{st}}{\chi_u^{ss}} \frac{\partial w^s}{\partial h^{t'}}[h, k].$$

Define  $A_{t'}^t := \frac{\partial z^t}{\partial h^{t'}}[h, k]$  and  $B_{t'}^t := \frac{\partial w^t}{\partial h^{t'}}[h, k]$ . This can be calculated recursively due to the following equation:

$$\begin{aligned} A_{t'}^t &:= \frac{\partial z^t}{\partial h^{t'}}[h, k] = \frac{\partial}{\partial h^{t'}} g_u^t \left( h^t + \sum_{s=1}^{t-1} \frac{\chi_u^{st}}{\chi_u^{ss}} z^s[h, k], k^t + \sum_{s=1}^t \frac{\chi_v^{st}}{\chi_v^{tt}} w^s[h, k] \right) \\ &= (\partial_1 \mathbf{g}_u^t) \left( \delta_{tt'} + \sum_{s=1}^{t-1} \frac{\chi_u^{st}}{\chi_u^{ss}} A_{t'}^s \right) + (\partial_2 \mathbf{g}_u^t) \sum_{s=1}^t \frac{\chi_v^{st}}{\chi_v^{ss}} B_{t'}^s \\ B_{t'}^t &:= \frac{\partial w^t}{\partial h^{t'}}[h, k] = \frac{\partial}{\partial h^{t'}} g_v^t \left( h^{t-1} + \sum_{s=1}^{t-1} \frac{\chi_u^{s,t-1}}{\chi_u^{ss}} z^s[h, k], k^t + \sum_{s=1}^{t-1} \frac{\chi_v^{st}}{\chi_v^{tt}} w^s[h, k] \right) \\ &= (\partial_1 \mathbf{g}_v^t) \left( \delta_{t-1,t'} + \sum_{s=1}^{t-1} \frac{\chi_u^{s,t-1}}{\chi_u^{ss}} A_{t'}^s \right) + (\partial_2 \mathbf{g}_v^t) \sum_{s=1}^{t-1} \frac{\chi_v^{st}}{\chi_v^{ss}} B_{t'}^s \end{aligned}$$

Therefore, by bookkeeping the variables  $A_{t'}^t$  and  $B_{t'}^t$ , one can obtain the partial derivatives  $\frac{\partial^2}{\partial h^t \partial h^{t'}} L_u^t[h, k]$  efficiently. The same argument holds for  $\frac{\partial^2}{\partial h^t \partial h^*} L_u^t$  and  $\frac{\partial^2}{\partial h^t \partial h^0}$ , in which case we introduce the bookkeeping variables

$$A_\star^t := \frac{\partial z^t}{\partial h^\star}[h, k], \quad A_0^t := \frac{\partial z^t}{\partial h^0}[h, k], \quad B_\star^t := \frac{\partial w^t}{\partial h^\star}[h, k], \quad B_0^t := \frac{\partial w^t}{\partial h^0}[h, k].$$

Then, similar calculations yield

$$\begin{aligned}
 A_\star^t &= k^\star \partial_y \mathbf{g}_u^t + (\partial_1 \mathbf{g}_u^t) \sum_{s=1}^{t-1} \frac{\chi_u^{st}}{\chi_u^{ss}} A_\star^s + (\partial_2 \mathbf{g}_u^t) \sum_{s=1}^t \frac{\chi_v^{st}}{\chi_v^{tt}} B_\star^s, \\
 B_\star^t &= k^\star \partial_y \mathbf{g}_v^t + (\partial_1 \mathbf{g}_v^t) \sum_{s=1}^{t-1} \frac{\chi_u^{s,t-1}}{\chi_u^{ss}} A_\star^s + (\partial_2 \mathbf{g}_v^t) \sum_{s=1}^{t-1} \frac{\chi_v^{st}}{\chi_v^{ss}} B_\star^s, \\
 A_0^t &= (\partial_1 \mathbf{g}_u^t) \sum_{s=1}^{t-1} \frac{\chi_u^{st}}{\chi_u^{ss}} A_0^s + (\partial_2 \mathbf{g}_u^t) \sum_{s=1}^t \frac{\chi_v^{st}}{\chi_v^{tt}} B_0^s, \\
 B_0^t &= (\partial_1 \mathbf{g}_v^t) \sum_{s=1}^{t-1} \frac{\chi_u^{s,t-1}}{\chi_u^{ss}} A_0^s + (\partial_2 \mathbf{g}_v^t) \sum_{s=1}^{t-1} \frac{\chi_v^{st}}{\chi_v^{ss}} B_0^s.
 \end{aligned}$$

The derivatives of  $L_u^t[h, k]$  can be calculated efficiently via:

$$\begin{aligned}
 \frac{\partial^2}{\partial h^t \partial h^{t'}} L_u^t &= (\partial_1^2 \mathbf{L}_u^t) \left( \delta_{t't} + \sum_{s=1}^t \frac{\chi_u^{st}}{\chi_u^{ss}} A_{t'}^s \right) + (\partial_1 \partial_2 \mathbf{L}_u^t) \sum_{s=1}^t \frac{\chi_v^{st}}{\chi_v^{tt}} B_{t'}^s, \\
 \frac{\partial^2}{\partial h^t \partial h^\star} L_u^t &= k^\star \partial_y \partial_1 \mathbf{L}_u^t + (\partial_1^2 \mathbf{L}_u^t) \sum_{s=1}^t \frac{\chi_u^{st}}{\chi_u^{ss}} A_\star^s + (\partial_1 \partial_2 \mathbf{L}_u^t) \sum_{s=1}^t \frac{\chi_v^{st}}{\chi_v^{tt}} B_\star^s, \\
 \frac{\partial^2}{\partial h^t \partial h^0} L_u^t &= (\partial_1^2 \mathbf{L}_u^t) \sum_{s=1}^t \frac{\chi_u^{st}}{\chi_u^{ss}} A_0^s + (\partial_1 \partial_2 \mathbf{L}_u^t) \sum_{s=1}^t \frac{\chi_v^{st}}{\chi_v^{tt}} B_0^s.
 \end{aligned}$$

The same calculations can be repeated for the  $v$ -variables, with slight modifications. Introducing the bookkeeping variables

$$C_{t'}^t = \frac{\partial z^t}{\partial k^{t'}}[h, k], \quad C_\star^t = \frac{\partial z^t}{\partial k^\star}[h, k], \quad D_{t'}^t = \frac{\partial w^t}{\partial k^{t'}}[h, k], \quad D_\star^t = \frac{\partial w^t}{\partial k^\star}[h, k],$$

one obtains the recursive equations

$$\begin{aligned}
 C_{t'}^t &= \frac{\partial}{\partial k^{t'}} g_u^t \left( h^t + \sum_{s=1}^{t-1} \frac{\chi_u^{st}}{\chi_u^{ss}} z^s[h, k], k^t + \sum_{s=1}^t \frac{\chi_v^{st}}{\chi_v^{tt}} w^s[h, k] \right) = (\partial_1 \mathbf{g}_u^t) \sum_{s=1}^{t-1} \frac{\chi_u^{st}}{\chi_u^{ss}} C_{t'}^s + (\partial_2 \mathbf{g}_u^t) \left( \delta_{tt'} + \sum_{s=1}^t \frac{\chi_v^{st}}{\chi_v^{ss}} D_{t'}^s \right) \\
 D_{t'}^t &= \frac{\partial}{\partial k^{t'}} g_v^t \left( h_{t-1} + \sum_{s=1}^{t-1} \frac{\chi_u^{s,t-1}}{\chi_u^{ss}} z^s[h, k], k^t + \sum_{s=1}^{t-1} \frac{\chi_v^{st}}{\chi_v^{tt}} w^s[h, k] \right) = (\partial_1 \mathbf{g}_v^t) \sum_{s=1}^{t-1} \frac{\chi_u^{s,t-1}}{\chi_u^{ss}} C_{t'}^s + (\partial_2 \mathbf{g}_v^t) \left( \delta_{tt'} + \sum_{s=1}^{t-1} \frac{\chi_v^{st}}{\chi_v^{ss}} D_{t'}^s \right), \\
 C_\star^t &= h^\star \partial_y \mathbf{g}_u^t + (\partial_1 \mathbf{g}_u^t) \sum_{s=1}^{t-1} \frac{\chi_u^{st}}{\chi_u^{ss}} C_\star^s + (\partial_2 \mathbf{g}_u^t) \sum_{s=1}^t \frac{\chi_v^{st}}{\chi_v^{tt}} D_\star^s, \\
 D_\star^t &= h^\star \partial_y \mathbf{g}_v^t + (\partial_1 \mathbf{g}_v^t) \sum_{s=1}^{t-1} \frac{\chi_u^{s,t-1}}{\chi_u^{ss}} C_\star^s + (\partial_2 \mathbf{g}_v^t) \sum_{s=1}^{t-1} \frac{\chi_v^{st}}{\chi_v^{ss}} D_\star^s.
 \end{aligned}$$

Utilizing these variables, we have the convenient expression for the partial derivatives of  $L_v^t[h, k]$  given by

$$\begin{aligned}
 \frac{\partial^2}{\partial k^t \partial k^{t'}} L_v^t &= (\partial_2^2 \mathbf{L}_v^t) \left( \delta_{t't} + \sum_{s=1}^t \frac{\chi_v^{st}}{\chi_v^{ss}} D_{t'}^s \right) + (\partial_1 \partial_2 \mathbf{L}_v^t) \sum_{s=1}^{t-1} \frac{\chi_u^{s,t-1}}{\chi_u^{ss}} C_{t'}^s, \\
 \frac{\partial^2}{\partial k^t \partial k^\star} L_v^t &= h^\star \partial_y \partial_2 \mathbf{L}_v^t + (\partial_2^2 \mathbf{L}_v^t) \sum_{s=1}^t \frac{\chi_v^{st}}{\chi_v^{ss}} D_\star^s + (\partial_1 \partial_2 \mathbf{L}_v^t) \sum_{s=1}^{t-1} \frac{\chi_u^{s,t-1}}{\chi_u^{ss}} C_\star^s, \\
 \frac{\partial^2}{\partial k^t \partial k^0} L_v^t &= (\partial_2^2 \mathbf{L}_v^t) \sum_{s=1}^t \frac{\chi_v^{st}}{\chi_v^{ss}} D_0^s + (\partial_1 \partial_2 \mathbf{L}_v^t) \sum_{s=1}^{t-1} \frac{\chi_u^{s,t-1}}{\chi_u^{ss}} C_0^s.
 \end{aligned}$$

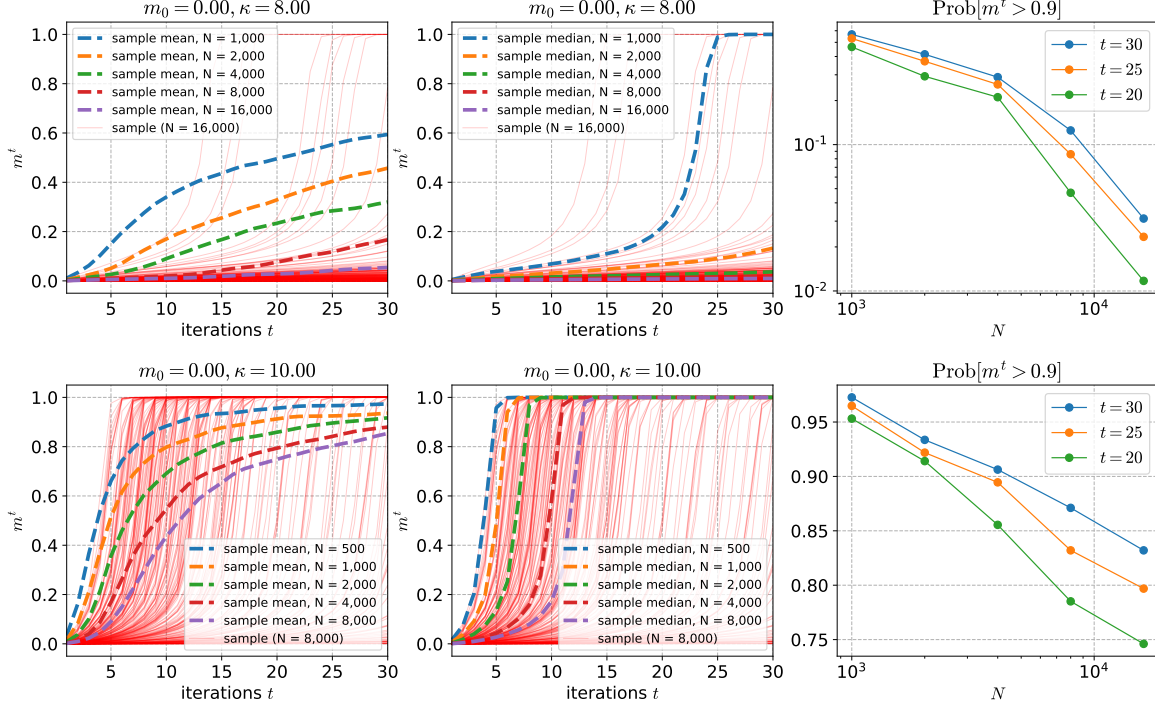


Figure 6. Sample mean trajectories (left), median trajectories (middle) and empirical retrieval probability defined by  $\text{Pr}[m^t > 0.9]$  (right) for finite  $N$  under random initialization and  $\kappa = 8.00$  (top),  $\kappa = 10.00$  (bottom). The plots were obtained by running 256 independent trials for each  $N$  and  $\kappa$ . The target is retrieved with significant probability for relatively small  $N$ , nevertheless decreasing as  $N$  grows.

Calculating a single bookkeeping variable requires  $O(t)$  operations, and thus the average of the partial derivatives of  $L_u^t[h, k]$  and  $L_v^t[h, k]$  can be calculated with  $O(N_{\text{MC}} t^2)$  operations, where  $N_{\text{MC}}$  is the number of Monte Carlo samples used for the average. For all experiments, we have used  $N_{\text{MC}} = 10^8$  samples to obtain results such that Monte Carlo errors were negligible.

## D. Additional Numerical Experiments

### D.1. Finite size effects under random initialization

Although Claim 3 guarantees that the asymptotic dynamics under random initialization is always zero for finite  $\kappa$  and  $t$ , we observe significant finite size effects. Figure 6 shows the sample mean trajectories for finite  $N$  under random initialization, where AM actually retrieves the target with significant probability for relatively small  $N$ .

### D.2. Time correlation of the dynamics for $v$ -variables

Complementary to Figures 4 and 5 which illustrate the time correlation of the dynamics for the  $u$ -variables, we show the time correlation of the dynamics for  $v$ -variables in Figures 7 and 8. The same qualitative behavior is observed for the  $v$ -variables, where the empirical distribution of  $v^t$  is well-approximated by the distribution of its theoretical counterpart  $v^t$  for  $t = 1, 3, 7$ .



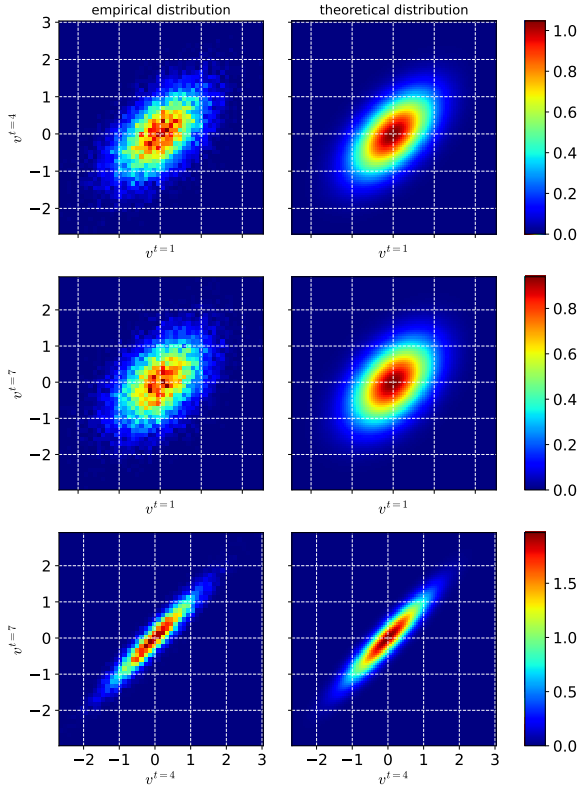


Figure 7. Comparison of the empirical distribution of  $v^t$  and its theoretical counterpart  $v^t$  for  $t = 1, 3, 7$  and  $m_0 = 0.30, \kappa = 5.0$ . The empirical distribution was obtained from a single random instance of size  $N = 16,000$ .

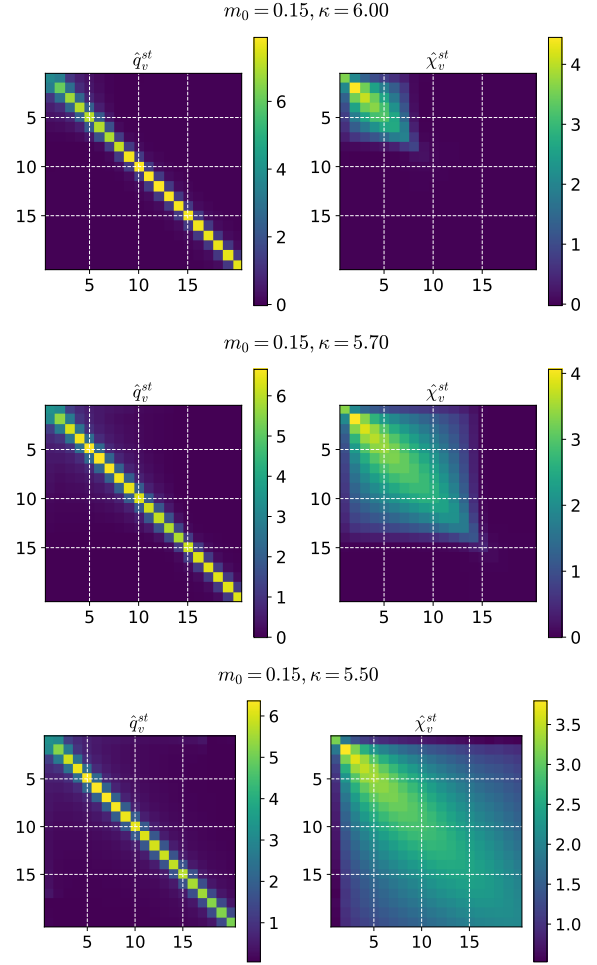


Figure 8. Heatmap of the matrices  $\{\hat{q}_v^{st}\}_{s,t \in [T]}$  and  $\{\hat{\chi}_v^{st}\}_{s,t \in [T]}$  for  $m_0 = 0.15, \kappa = 6.00$  (top),  $\kappa = 5.70$  (middle) and  $\kappa = 5.50$  (bottom).