

Structured Entity Extraction Using Large Language Models

Haolun Wu^{1,2*}, Ye Yuan^{1,2*}, Liana Mikaelyan³, Alexander Meulemans⁴,
Xue Liu^{1,2}, James Hensman³, Bhaskar Mitra³

¹ McGill University, ² Mila - Quebec AI Institute, ³ Microsoft Research, ⁴ ETH Zürich.

{haolun.wu, ye.yuan3}@mail.mcgill.ca,

xueliu@cs.mcgill.ca, ameulema@ethz.ch,

{t-lmikaelyan, jameshensman, bhaskar.mitra}@microsoft.com.

Abstract

Recent advances in machine learning have significantly impacted the field of information extraction, with Large Language Models (LLMs) playing a pivotal role in extracting structured information from unstructured text. Prior works typically represent information extraction as triplet-centric and use classical metrics such as precision and recall for evaluation. We reformulate the task to be entity-centric, enabling the use of diverse metrics that can provide more insights from various perspectives. We contribute to the field by introducing Structured Entity Extraction (SEE) and proposing the Approximate Entity Set Overlap (AESOP) metric, designed to appropriately assess model performance. Later, we introduce a new model that harnesses the power of LLMs for enhanced effectiveness and efficiency by decomposing the extraction task into multiple stages. Quantitative and human side-by-side evaluations confirm that our model outperforms baselines, offering promising directions for future advancements in structured entity extraction.

1 Introduction

Information extraction refers to a broad family of challenging natural language processing (NLP) tasks that aim to extract structured information from unstructured text (Cardie, 1997; Eikvil, 1999; Chang et al., 2006; Sarawagi et al., 2008; Grishman, 2015; Niklaus et al., 2018; Nasar et al., 2018; Wang et al., 2018; Martinez-Rodriguez et al., 2020). Examples of information extraction tasks include: (i) Named-entity recognition (Li et al., 2020), (ii) relation extraction (Kumar, 2017), (iii) event extraction (Li et al., 2022), and (iv) coreference resolution (Stylianou and Vlahavas, 2021; Liu et al., 2023), as well as higher-order challenges, such as automated knowledge base (KB) and knowledge graph (KG) construction from text (Weikum and Theobald, 2010; Ye et al., 2022a; Zhong et al.,

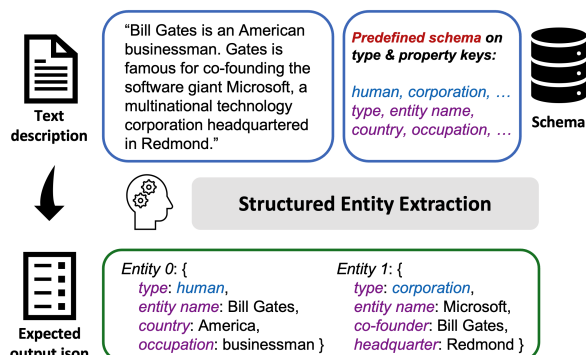


Figure 1: Illustration of the structured entity extraction, an entity-centric formulation of (closed) information extraction. Given a text description as well as some predefined schema containing all the candidates of entity types and property keys, we aim to output a structured json for all entities in the text with their information.

2023). The latter may in turn necessitate solving a combination of the former more fundamental extraction tasks as well as require other capabilities like entity linking (Shen et al., 2014, 2021; Oliveira et al., 2021; Sevgili et al., 2022).

Previous formulations and evaluations of information extraction have predominantly centered around the extraction of $\langle \text{subject}, \text{relation}, \text{object} \rangle$ triplets. The conventional metrics used to evaluate triplet-level extraction, such as recall and precision, however, might be insufficient to represent a model’s understanding of the text from a holistic perspective. For example, consider a paragraph that mentions ten entities, where one entity is associated with 10 relations as the subject, while each of the other nine entities is associated with only 1 relation as the subject. Imagine a system that accurately predicts all ten triplets for the heavily linked entity but overlooks the other entities. Technically, this system achieves a recall of more than 50% (i.e., 10 out of 19) and a precision of 100%. However, when compared to another system that recognizes one correct triplet for each of the ten entities and achieves the same recall and precision, it becomes

* Equal contribution with random order.

evident that both systems, despite showing identical evaluation scores, offer significantly different insights into the text comprehension. Moreover, implementing entity-level normalization within traditional metrics is not always easy due to challenges like coreference resolution (Stylianou and Vlahavas, 2021; Liu et al., 2023), particularly in scenarios where multiple entities share the same name or lack primary identifiers such as names. Therefore, we advocate for alternatives that can offer insights from diverse perspectives.

In this work, we propose *Structured Entity Extraction (SEE)*, an entity-centric formulation of (closed) information extraction, which facilitates diverse evaluations. We define a structured entity as a named entity with associated properties and relationships with other named-entities. Fig. 1 shows an illustration of the structured entity extraction. Given a text description, we aim to first identify the two entities “*Bill Gates*” and “*Microsoft*”. Then, given some predefined schema on all possible entity types and property keys, the exact types, property keys, property values on all identified entities in the text are expected to be predicted, as well as the relations between these two entities (i.e., *Bill Gates* co-founded *Microsoft*). Such extracted structured entities may be further linked and merged to automatically construct KBs from text corpora. Along with this, we propose a new evaluation metric, *Approximate Entity Set Overlap (AESOP)*, with numerous variants for measuring the similarity between the predicted set of entities and the ground truth set, which is more flexible to include different level of normalization (see Sec. 3).

In recent years, deep learning has garnered significant interest in the realm of information extraction tasks. Techniques based on deep learning for entity extraction have consistently outperformed traditional methods that rely on features and kernel functions, showcasing superior capability in feature extraction and overall accuracy (Yang et al., 2022). Building upon these developments, our study employs large language models (LLMs) to solve structured entity extraction. We introduce a *Multi-stage Structured Entity Extraction (MuSEE)* model, a novel architecture that enhances both effectiveness and efficiency. Our model decomposes the entire information extraction task into multiple stages, enabling parallel predictions within each stage for enhanced focus and accuracy. Additionally, we re-

duce the number of tokens needed for generation, which further improves the efficiency for both training and inference. Human side-by-side evaluations show similar results as our AESOP metric, which not only further confirm our model’s effectiveness but also validate the AESOP metric.

In summary, our main contributions are:

- We introduce an entity-centric formulation of the information extraction task, *Structured Entity Extraction (SEE)*, within the realm of a closed setting.
- We propose an evaluation metric, *Approximate Entity Set Overlap (AESOP)*, with numerous variants tailored for assessing structured entity extraction.
- We propose a new model leveraging the capabilities of LLMs, improving the effectiveness and efficiency for structured entity extraction.

2 Related work

In this section, we first review the formulation of existing information extraction tasks and the metrics used, followed by a discussion of current methods for solving information extraction tasks.

Information extraction tasks are generally divided into open and closed settings. Open information extraction (OIE), first proposed by Banko et al. (2007), is designed to derive relation triplets from unstructured text by directly utilizing entities and relationships from the sentences themselves, without adherence to a fixed schema. Conversely, closed information extraction (CIE) focuses on extracting factual data from text that fits into a pre-determined set of relations or entities, as detailed by Josifovski et al. (2022). While open and closed information extraction vary, both seek to convert unstructured text into structured knowledge, which is typically represented as triplets. These triplets are useful for outlining relationships but offer limited insight at the entity level. It is often assumed that two triplets refer to the same entity if their subjects match. However, this assumption is not always held. Additionally, the evaluation of these tasks relies on precision, recall, and F1 scores at the triplet level. As previously mentioned, evaluating solely on triplet metrics can yield misleading insights regarding the entity understanding. Thus, it is essential to introduce a metric that assesses understanding at the entity level through entity-level nor-

malization. In this work, we introduce the AESOP metric, which is elaborated on in Sec. 3.2.

Various strategies have been employed in existing research to address the challenges of information extraction. TextRunner (Yates et al., 2007) initially spearheaded the development of unsupervised methods. Recent progress has been made with the use of manual annotations and Transformer-based models (Vasilkovsky et al., 2022; Kolluru et al., 2020a). Sequence generation approaches, like IMOJIE (Kolluru et al., 2020b) and GEN2OIE (Kolluru et al., 2022), have refined open information extraction by converting it into a sequence-to-sequence task (Cui et al., 2018). GenIE (Josifoski et al., 2022) focuses on integrating named-entity recognition, relation extraction, and entity linking within a closed setting where a knowledge base is provided. Recent work, PIVOINE (Lu et al., 2023), focuses on improving the language model’s generality to various (or unseen) instructions for open information extraction, whereas our focus is on designing a new model architecture for improving the effectiveness and efficiency of language model’s information extraction in a closed setting.

3 Structured Entity Extraction

In this section, we first describe the structured entity extraction formulation, followed by detailing the Approximate Entity Set Overlap (AESOP) metric for evaluation.

3.1 Task Formulation

Given a document d , the goal of structured entity extraction is to generate a set of structured entities $\mathcal{E} = \{e_1, e_2, \dots, e_n\}$ that are mentioned in the document text. Each structured entity e is a dictionary of property keys $p \in \mathcal{P}$ and property values $v \in \mathcal{V}$, and let $v_{e,p}$ be the value of property p of entity e . In the most general setting, properties may be of different types—e.g., text, categorical, and numerical quantities. For simplification, in this current work we consider only text properties and hence \mathcal{V} is the set of all possible text property values.

So, the goal of the task then becomes to learn a function $f : d \rightarrow \mathcal{E}' = \{e'_1, e'_2, \dots, e'_m\}$, and we expect the predicted set \mathcal{E}' to be as close as possible to the target set \mathcal{E} , where the closeness is measured by some similarity metric $\Psi(\mathcal{E}', \mathcal{E})$. Note that the predicted set of entities \mathcal{E}' and the ground-truth set \mathcal{E} may differ in their cardinality, and our definition

of Ψ should allow for the case when $|\mathcal{E}'| \neq |\mathcal{E}|$. Finally, both \mathcal{E}' and \mathcal{E} are unordered sets and hence we also want to define Ψ to be order-invariant over \mathcal{E}' and \mathcal{E} . As we do not need to constrain f to produce the entities in any strict order, it is reasonable for Ψ to assume the most optimistic ordering of \mathcal{E}' with respect to entity orderings in \mathcal{E} . We denote \vec{E}' and \vec{E} as some arbitrary but fixed ordering over items in prediction set \mathcal{E}' and ground-truth set \mathcal{E} for allowing indexing.

3.2 Approximate Entity Set Overlap (AESOP) Metric

We propose a formal definition of the Approximate Entity Set Overlap (AESOP) metric, which focuses on the entity-level and more flexible to include different level of normalization:

$$\Psi(\mathcal{E}', \mathcal{E}) = \frac{1}{\mu} \bigoplus_{i,j}^{m,n} \mathbf{F}_{i,j} \cdot \psi_{\text{ent}}(\vec{E}'_i, \vec{E}_j), \quad (1)$$

which is composed of two phases: (i) *optimal entity assignment* for obtaining the assignment matrix \mathbf{F} to let us know which entity in \mathcal{E}' is matched with which one in \mathcal{E} , and (ii) *pairwise entity comparison* through $\psi_{\text{ent}}(\vec{E}'_i, \vec{E}_j)$, which is a similarity measure defined between any two arbitrary entities e' and e . We demonstrate the details of these two phases in this section. We assume that Ψ is some aggregation \bigoplus over individual pairwise entity comparisons ψ_{ent} —e.g., \bigoplus may be a simple linear sum, and μ is some scaling factor described later.

Phase 1: Optimal Entity Assignment. The optimal entity assignment is directly derived from some matrix $\mathbf{F} \in \mathbb{R}^{m \times n}$, which is obtained by solving an assignment problem between \mathcal{E}' and \mathcal{E} . Here, the matrix \mathbf{F} is a binary matrix where each element $\mathbf{F}_{i,j}$ is 1 if the entity \vec{E}'_i is matched with the entity \vec{E}_j , and 0 otherwise. Before formulating the assignment problem, we need to first define some similarity matrix $\mathbf{S} \in \mathbb{R}^{m \times n}$ where each element $\mathbf{S}_{i,j}$ quantifies the similarity between the i -th entity in \vec{E}' and the j -th entity in \vec{E} for the assignment phase. This similarity can be based on various metrics, depending on the nature of the entities and the properties being compared.

Then the optimal assignment matrix \mathbf{F} is found by maximizing the following total similarity:

$$\mathbf{F} = \arg \max_{\mathbf{F}} \sum_{i=1}^m \sum_{j=1}^n \mathbf{F}_{i,j} \cdot \mathbf{S}_{i,j}, \quad (2)$$

subject to the following four constraints to ensure one-to-one assignment between entities in the prediction set and the ground truth set: (i) $\mathbf{F}_{i,j} \in \{0, 1\}$; (ii) $\sum_{i=1}^m \mathbf{F}_{i,j} \leq 1, \forall j \in \{1, 2, \dots, n\}$; (iii) $\sum_{j=1}^n \mathbf{F}_{i,j} \leq 1, \forall i \in \{1, 2, \dots, m\}$; (iv) $\sum_{i=1}^m \sum_{j=1}^n \mathbf{F}_{i,j} = \min\{m, n\}$.

Phase 2: Pairwise Entity Comparison. After obtaining the optimal entity assignment, we focus on the pairwise entity comparison. We define $\psi_{\text{ent}}(\vec{E}'_i, \vec{E}_j)$ as a similarity metric between any two arbitrary entities e' and e from \mathcal{E}' and \mathcal{E} .

Similar to Eq. 1, the pairwise entity similarity function ψ_{ent} itself can be defined as some aggregate function \otimes over individual pairwise property similarity ψ_{prop} as follows:

$$\psi_{\text{ent}}(e', e) = \bigotimes_{p \in \mathcal{P}} \psi_{\text{prop}}(v_{e',p}, v_{e,p}), \quad (3)$$

where $\psi_{\text{prop}}(v_{e',p}, v_{e,p})$ can be defined as Jaccard index (Murphy, 1996) between the predicted values (i.e., a list of tokens) for corresponding properties, and \otimes can be defined as a linear average. We design the score as zero for missing properties.

It should be noted that while both \mathbf{S} and ψ_{ent} are used to calculate similarities between pairs of entities, they do not need to be identical. For instance, during the entity assignment phase, it is more important to make sure the entity names are aligned, while it is more acceptable to treat all properties equally without differentiation during the pairwise entity comparison. The separation in the definitions of two similarity measures allows us to tailor our metric more precisely to the specific requirements of each phase of the process. Different variants for these metrics are demonstrated below.

3.3 Variants of AESOP

We introduce different variants of the AESOP metric, categorized based on two criteria: the method used for entity assignment and the normalization approach when computing the final metric value between \mathcal{E}' and \mathcal{E} . These variants allow for flexibility and adaptability to different scenarios and requirements in structured entity extraction.

Variants Based on Entity Assignment. The first category of variants is based on the criteria for matching entities between the prediction \mathcal{E}' and the ground-truth \mathcal{E} . We define three variants:

- **AESOP-ExactName:** Two entities are considered a match if their names are identical, disregarding case sensitivity. This variant is defined as $\mathbf{S}_{i,j} = 1$ if $v_{e'_i, \text{name}} = v_{e_j, \text{name}}$, otherwise 0.
- **AESOP-ApproxName:** Entities are matched based on the similarity of their “name” property values. This similarity can be measured using a text similarity metric, such as the Jaccard index.
- **AESOP-MultiProp:** Entities are matched based on the similarity of all their properties, with a much higher weight given to the “name” property due to its higher importance.

Variants Based on Normalization. The second category of variants involves different normalization approaches for computing the final metric value through Eq. 1:

- **AESOP-Max:** The denominator is the maximum of the sizes of the target set and the predicted set, i.e., $\mu = \max\{m, n\}$.
- **AESOP-Precision:** The denominator is the size of the predicted set \mathcal{E}' , i.e., $\mu = m$.
- **AESOP-Recall:** The denominator is the size of the target set \mathcal{E} , i.e., $\mu = n$.

Given these choices, we can obtain $3 \times 3 = 9$ variants of the AESOP metric. To avoid excessive complexity, we regard the three variants with “AESOP-MultiProp” as default to report in the main result table because it considers all properties. We also show that precision and recall are specific instances of the AESOP metric in Appendix A.

4 Multi-stage Structured Entity Extraction using Large Language Models

In this section, we elaborate on the methodology for structured entity extraction using LLMs. We introduce a novel model architecture leveraging LLMs, *MuSEE*, for *Multi-stage Structured Entity Extaction*. MuSEE is built on an encoder-decoder architecture, whose pipeline incorporates two pivotal enhancements to improve effectiveness and efficiency: (i) *reducing output tokens* through introducing additional special tokens where each can be used to replace multiple tokens, and (ii) *multi-stage parallel generation* for making the model focus on a sub-task at each stage where all predictions within a stage can be processed parallelly.

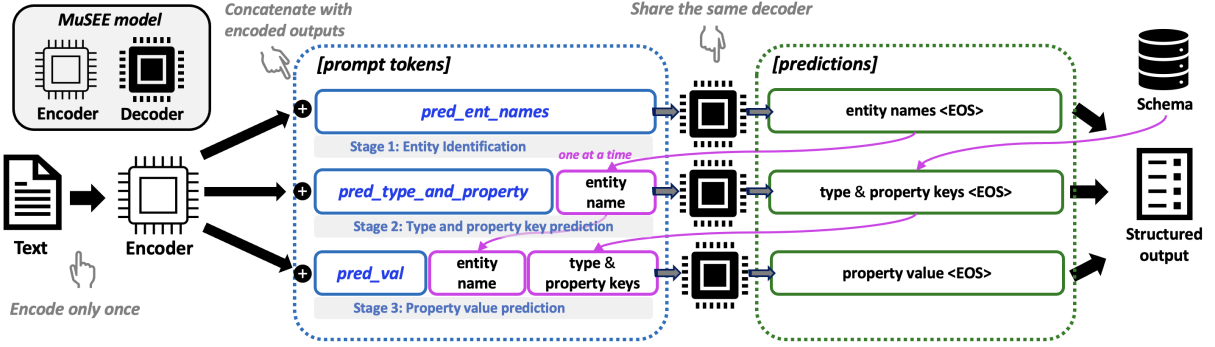


Figure 2: The pipeline of our proposed MuSEE model, which is built on an encoder-decoder architecture. The input text only needs to be encoded once. The decoder is shared for all the three stages. All predictions within each stage can be processed in batch, and teacher forcing enables parallelization even across stages during training.

Reducing output tokens. Our model condenses the output by translating entity types and property keys into unique, predefined tokens. Specifically, for the entity type, we add prefix “**ent_type_**”, while for each property key, we add prefix “**pk_**”. By doing so, the type and each property key on an entity is represented by a single token, which significantly reduces the number of output tokens during generation thus improving efficiency. For instance, if the original entity type is “*artificial object*” which is decomposed into 4 tokens (i.e., “_art”, “_if”, “_ical”, “_object”) using the T5 tokenizer, now we only need one special token, “**ent_type_artificial_object**”, to represent the entire sequence. All of these special tokens can be derived through the knowledge of some predefined schema before the model training.

Multi-stage parallel generation. In addition to reducing the number of generated tokens, MuSEE further decomposes the generation process into three stages: (i) identifying all entities, (ii) determining entity types and property keys, and (iii) predicting property values. To demonstrate this pipeline more clearly, we use the same text shown in Fig. 1 as an example to show the process of structured entity extraction as follows:

Stage 1: Entity Identification.

❖ [Text Description] ⇒ MuSEE ⇒ *pred_ent_names*
 “Bill Gates” “Microsoft” (EOS)

Stage 2: Type and property key prediction.

❖ [Text Description] ⇒ MuSEE ⇒ *pred_type_and_property*
 {“Bill Gates”} **ent_type_human** **pk_country**
pk_occupation (EOS)

❖ [Text Description] ⇒ MuSEE ⇒ *pred_type_and_property*
 {“Microsoft”} **ent_type_corporation** **pk_cofounder**
pk_headquarter (EOS)

Stage 3: Property value prediction.

❖ [Text Description] ⇒ MuSEE ⇒ *pred_val*
 {“Bill Gates”} {**ent_type_human**} {**pk_country**}
America (EOS)

❖ [Text Description] ⇒ MuSEE ⇒ *pred_val*
 {“Bill Gates”} {**ent_type_human**} {**pk_occupation**}
Businessman (EOS)

❖ [Text Description] ⇒ MuSEE ⇒ *pred_val*
 {“Microsoft”} {**ent_type_corporation**}
 {**pk_cofounder**} **Bill Gates** (EOS)

❖ [Text Description] ⇒ MuSEE ⇒ *pred_val*
 {“Microsoft”} {**ent_type_corporation**}
 {**pk_headquarter**} **Redmond** (EOS)

Among the three stages depicted, *pred_ent_names*, *pred_type_and_property*, and *pred_val* are special tokens to indicate the task. For each model prediction behavior, the first “⇒” indicates inputting the text into the encoder of MuSEE, while the second “⇒” means inputting the encoded outputs into the decoder. All tokens in blue are the prompt tokens input into the decoder which do not need to be predicted, while all tokens in bold are the model predictions. Notice that we do not need to predict the value for “type” and “name” in stage 3, since the type can be directly derived from the “ent_type_” special key itself, and the name is obtained during stage 1. The tokens in the bracket “{..}” are also part of the prompt tokens and are obtained in different ways during training and inference. During training, these inputs are obtained

from the ground truth due to the teacher forcing technique (Raffel et al., 2023). During inference, they are obtained from the output predictions from the previous stages. The full training loss is a combination of three cross-entropy losses, one for each stage. An illustration of our model’s pipeline is shown in Fig. 2.

Benefits for Training and Inference. MuSEE’s unique design benefits both training and inference. In particular, each stage in MuSEE is finely tuned to concentrate on a specific facet of the extraction process, thereby enhancing the overall effectiveness. Most importantly, all predictions within the same stage can be processed in batch thus largely improving efficiency. The adoption of a teacher forcing strategy enables parallel training even across different stages, further enhancing training efficiency. During inference, the model’s approach to breaking down long sequences into shorter segments significantly reduces the generation time. It is also worthy to mention that each text in the above three stages needs to be encoded only once by the MuSEE’s encoder, where the encoded output is repeatedly utilized across different stages. This streamlined approach ensures a concise and clear delineation of entity information, facilitating the transformation of unstructured text into a manageable and structured format.

5 Experiments

In this section, we describe the datasets used in our experiment, followed by the discussion of baseline methods and training details.

5.1 Data

In adapting the structured entity extraction, we re-purpose the REBEL dataset, originally developed for relation extractions (Huguet Cabot and Navigli, 2021). This dataset connects entities identified in Wikipedia abstracts as hyperlinks, along with dates and values, to entities in Wikidata and extracts the relations among them. For entities without types in REBEL dataset, we categorize their types as “*unknown*”. Additionally, we introduce two new datasets, named Wikidata-based and GPT4-based. The Wikidata-based dataset is crafted using an approach similar to REBEL but with two primary distinctions: (i) we record relations between any two entity mentions (surface forms), not just those present as hyperlinks; (ii) we simplify the entity types by consolidating them into broader categories

based on the Wikidata taxonomy graph, resulting in less specific types. For the GPT4-based dataset, following papers (Golde et al., 2023; Ye et al., 2022b; Meng et al., 2022; Lin et al., 2022) on zero-shot learning’s data generation capabilities, we utilize GPT4 to generate properties from a given prompt and text. The specifics of the prompt are outlined in Appendix B. The processes for developing the Wikidata-based and GPT4-based datasets are detailed in Appendix C, with examples provided in Appendix D. Comprehensive statistics for all three datasets are available in Appendix E.

5.2 Baseline

In our study, we benchmark our methodology against two distinct classes of baseline approaches. The first category considers adaptations from general seq2seq task models: (i) LLM-JSON: this approach involves fine-tuning pre-trained language models. The input is a textual description, and the output is the string format JSON containing all entities. The second category includes techniques designed for different information extraction tasks, which we adapt to address our challenge: (ii) GEN2OIE (Kolluru et al., 2022), which employs a two-stage generative model initially outputs relations for each sentence, followed by all extractions in the subsequent stage; (iii) IMoJIE (Kolluru et al., 2020b), an extension of CopyAttention (Cui et al., 2018), which sequentially generates new extractions based on previously extracted tuples; (iv) GenIE (Josifoski et al., 2022), an end-to-end autoregressive generative model using a bi-level constrained generation strategy to produce triplets that align with a predefined schema for relations.

5.3 Training

We choose the T5 (Raffel et al., 2023) series of LLMs and employ the pre-trained T5-Base (T5-B) and T5-Large (T5-L) checkpoints as the base models underlying every method discussed in section 5.2 and our proposed MuSEE. LLM-JSON and MuSEE are trained with the Low-Rank Adaptation (Hu et al., 2021), where $r = 16$ and $\alpha = 32$. For GEN2OIE, IMoJIE, and GenIE, we follow all training details of their original implementation. For all methods, we employ a linear warm up and the Adam optimizer (Kingma and Ba, 2017), tuning the learning rates between $3e-4$ and $1e-4$, and weight decays between $1e-2$ and 0. All experiments are run on a NVIDIA A100 GPU.

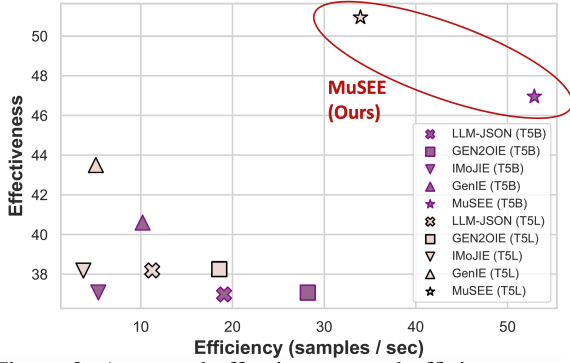


Figure 3: An overall effectiveness-and-efficiency comparison across models on Wikidata-based Dataset. MuSEE strongly outperforms all baselines on both measures. The effectiveness is measured by AESOP-MultiProp-Max.

6 Results

In this section, we show the results for both quantitative and human side-by-side evaluation.

6.1 Quantitative Evaluation

Effectiveness comparison. The overall effectiveness comparison is shown in Table 1. The results demonstrate the enhanced performance of the MuSEE model across all metrics when compared to the baselines. In particular, the MuSEE model achieves the highest AESOP-MultiProp-Max scores of 55.24 (T5-B) and 57.39 (T5-L) on the REBEL dataset, 46.95 (T5-B) and 50.94 (T5-L) on the Wikidata-based dataset, and 53.13 (T5-B) and 54.17 (T5-L) on the GPT4-based dataset. These scores significantly surpass those of the competing models, indicating MuSEE’s stronger entity extraction capability. The other two metrics further underscore the efficacy of the MuSEE model. For instance, in the REBEL dataset, MuSEE (T5-B) achieves a AESOP-MultiProp-Precision of 70.12 and a AESOP-MultiProp-Recall of 61.27. Similar improvements are observed in the Wikidata-based and GPT4-based datasets, where MuSEE leads in almost all three metrics. As discussed in Sec. 4, our MuSEE model is centered around two main enhancements: reducing output tokens and multi-stage parallel generation. By simplifying output sequences, MuSEE tackles the challenge of managing long sequences that often hinder baseline models, like LLM-JSON, GenIE, IMoJIE, thus reducing errors associated with sequence length. Additionally, by breaking down the extraction process into three focused stages, MuSEE efficiently processes each aspect of entity extraction, leveraging

contextual clues for more accurate predictions. In contrast, GEN2OIE’s two-stage approach, though similar, falls short because it extracts relations first and then attempts to pair entities with these relations. However, a single relation may exist among different pairs of entities, which can lead to low performance with this approach. Supplemental ablation study is provided in Appendix F.

Efficiency comparison. As shown in the last column of Table 1, we provide a comparison on the inference efficiency, measured in the number of samples the model can process per second. The MuSEE model outperforms all baseline models in terms of efficiency, processing 52.93 samples per second with T5-B and 33.96 samples per second with T5-L. It shows a 10x speed up compared to IMoJIE, and a 5x speed up compared to the strongest baseline GenIE. This high efficiency can be attributed to MuSEE’s architecture, specifically its multi-stage parallel generation feature. By breaking down the task into parallelizable stages, MuSEE minimizes computational overhead, allowing for faster processing of each sample. The benefit of this design can be also approved by the observation that the other multi-stage model, GEN2OIE, shows the second highest efficiency.

To better illustrate our model’s strength, we show the scatter plots comparing all models with various backbones in Fig. 3 on both the effectiveness and the efficiency. We choose the Wikidata-based dataset and the effectiveness is measured by AESOP-MultiProp-Max. As depicted, our model outperforms all baselines with a large margin. This advantage makes MuSEE particularly suitable for applications requiring rapid processing of large volumes of data, such as processing web-scale datasets, or integrating into interactive systems where response time is critical.

Grounding check. As the family of T5 models are pre-trained on Wikipedia corpus (Raffel et al., 2023), we are curious whether the models are extracting information from the given texts, or they are leveraging their prior knowledge to generate information that cannot be grounded to the given description. We develop a simple approach to conduct this grounding check by perturbing the original test dataset with the following strategy. We first systematically extract and categorize all entities and their respective properties, based on their entity types. Then, we generate a

Table 1: Summary of results of different models. Each metric is shown in percentage (%). The last column shows the inference efficiency, measured by the number of samples the model can process per second. Our model has a statistical significance for $p \leq 0.01$ compared to the best baseline (labelled with *) based on the paired t-test.

Model	REBEL			Wikidata-based			GPT4-based			samples / sec
	AESOP-MultiProp-			AESOP-MultiProp-			AESOP-MultiProp-			
	Max	Precision	Recall	Max	Precision	Recall	Max	Precision	Recall	
LLM-JSON (T5-B)	41.91	46.25	55.26	36.98	43.38	46.98	42.16	48.66	49.18*	19.08
GEN2OIE (T5-B)	44.52	47.28	57.26	37.07	43.16	45.48	40.28	45.67	47.32	28.21*
IMoJIE (T5-B)	46.11	50.49	62.18	37.08	42.38	46.56	41.27	48.37	48.56	5.36
GenIE (T5-B)	48.82*	67.16*	51.68	40.60*	56.88	50.61*	43.57*	57.10*	47.23	10.19
MuSEE (T5-B)	55.24	70.12	61.27	46.95	53.00	61.75	53.13	58.92	59.85	52.93
LLM-JSON (T5-L)	45.92	49.91	61.06	38.19	45.44	47.74	44.88*	52.59	49.27*	11.24
GEN2OIE (T5-L)	46.70	50.14	60.33	38.25	45.02	46.58	42.38	49.61	44.37	18.56*
IMoJIE (T5-L)	48.13	53.47	62.94	38.18	45.22	47.57	41.92	50.97	45.85	3.73
GenIE (T5-L)	50.06*	66.48*	52.93	43.50*	60.23	53.75*	43.56	56.85*	47.21	5.09
MuSEE (T5-L)	57.39	71.36	63.21	50.94	60.11	61.68	54.17	62.28	63.15	33.96

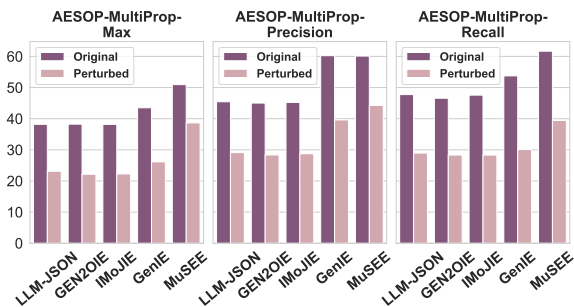


Figure 4: Grounding check across models on the Wikidata-based dataset. MuSEE shows the least performance drop on the perturbed version of data compared to other baselines.

perturbed version of the dataset, by randomly modifying entity properties based on the categorization we built. We introduce controlled perturbations into the dataset by selecting alternative property values from the same category but different entities, and subsequently replacing the original values in the texts. The experiment results from our grounding study on the Wikidata-based dataset, as illustrated in Fig. 4, reveal findings regarding the performance of various models under the AESOP-MultiProp-Max, AESOP-MultiProp-Precision, and AESOP-MultiProp-Recall. Our model, MuSEE, shows the smallest performance gap between the perturbed data and the original data compared to its counterparts, suggesting its stronger capability to understand and extract structured information from given texts.

Property-level performance comparison. The radar plots presented in Fig. 5 provide a property-level performance comparison, illustrating that our model, MuSEE, consistently outperforms others across almost all properties in both datasets. On some frequent properties like *type* and *entity name*,

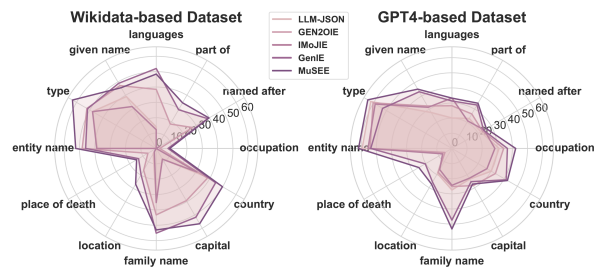


Figure 5: A fine-grained performance comparison across models on different properties. MuSEE shows the strongest performance on almost all properties.

MuSEE can further improve the performance. It also outperforms all models on some less frequent properties, notably, *capital* in the Wikidata-based dataset. However, all models, including MuSEE, have a lower performance on some properties such as *place of death* and *occupation* compared to other properties, likely related to their sparsity in the dataset. The statistics of property frequencies of each dataset is shown in Appendix E.

6.2 Human Evaluation

To further analyze our approach, we randomly select 400 test passages from the Wikidata-based dataset, and generate outputs of our model MuSEE and the strongest baseline GenIE. Human evaluators are presented with a passage and two randomly flipped extracted sets of entities with properties. Evaluators are then prompted to choose the output they prefer or express no preference based on three criteria, *Completeness*, *Correctness*, and *Hallucinations* (details shown in Appendix G). Among all 400 passages, the output of MuSEE is preferred 61.75% on the completeness, 59.32% on the correctness, and 57.13% on the hallucinations. These observations provide additional confirm to the quantitative results evaluated using AESOP

metrics that our model significantly outperform existing baselines. Case study on this evaluation is shown in Appendix G.

7 Discussion and Conclusion

We introduce Structured Entity Extraction (SEE), an entity-centric formulation of information extraction in a closed setting. We then propose the Approximate Entity Set Overlap (AESOP) Metric, which focuses on the entity-level and more flexible to include different level of normalization. Based upon, we propose a novel model architecture, MuSEE, that enhances both effectiveness and efficiency. Both quantitative evaluation and human side-by-side evaluation confirm that our model outperforms baselines.

An additional advantage of our formulation is its potential to address coreference resolution challenges, particularly in scenarios where multiple entities share the same name or lack primary identifiers such as names. Models trained with prior triplet-centric formulation cannot solve the above challenges. However, due to a scarcity of relevant data, we were unable to assess this aspect in our current study.

8 Limitations

The limitation of our work lies in the assumption that each property possesses only a single value. However, there are instances where a property’s value might consist of a set, such as varying formats of “date of birth”. Adapting our method to accommodate these scenarios presents a promising direction for future research.

References

- Michele Banko, Michael J. Cafarella, Stephen Soderland, Matt Broadhead, and Oren Etzioni. 2007. Open information extraction from the web. In *Proceedings of the 20th International Joint Conference on Artificial Intelligence, IJCAI’07*, page 2670–2676, San Francisco, CA, USA. Morgan Kaufmann Publishers Inc.
- Claire Cardie. 1997. Empirical methods in information extraction. *AI magazine*, 18(4):65–65.
- Chia-Hui Chang, Mohammed Kayed, Moheb R Girgis, and Khaled F Shaalan. 2006. A survey of web information extraction systems. *IEEE transactions on knowledge and data engineering*, 18(10):1411–1428.
- Lei Cui, Furu Wei, and Ming Zhou. 2018. [Neural open information extraction](#).
- Line Eikvil. 1999. Information extraction from world wide web-a survey. Technical report, Technical Report 945, Norwegian Computing Center.
- Hady Elsahar, Pavlos Vougiouklis, Arslan Remaci, Christophe Gravier, Jonathon Hare, Frederique Laforest, and Elena Simperl. 2018. [T-REx: A large scale alignment of natural language with knowledge base triples](#). In *Proceedings of the Eleventh International Conference on Language Resources and Evaluation (LREC 2018)*, Miyazaki, Japan. European Language Resources Association (ELRA).
- Jonas Golde, Patrick Haller, Felix Hamborg, Julian Risch, and Alan Akbik. 2023. [Fabricator: An open source toolkit for generating labeled training data with teacher llms](#). In *Proceedings of the 2023 Conference on Empirical Methods in Natural Language Processing: System Demonstrations*. Association for Computational Linguistics.
- Ralph Grishman. 2015. Information extraction. *IEEE Intelligent Systems*, 30(5):8–15.
- Edward J. Hu, Yelong Shen, Phillip Wallis, Zeyuan Allen-Zhu, Yuanzhi Li, Shean Wang, Lu Wang, and Weizhu Chen. 2021. [Lora: Low-rank adaptation of large language models](#).
- Pere-Lluís Hugué Cabot and Roberto Navigli. 2021. [REBEL: Relation extraction by end-to-end language generation](#). In *Findings of the Association for Computational Linguistics: EMNLP 2021*, pages 2370–2381, Punta Cana, Dominican Republic. Association for Computational Linguistics.
- Martin Josifoski, Nicola De Cao, Maxime Peyrard, Fabio Petroni, and Robert West. 2022. [Genie: Generative information extraction](#).
- Diederik P. Kingma and Jimmy Ba. 2017. [Adam: A method for stochastic optimization](#).
- Keshav Kolluru, Vaibhav Adlakha, Samarth Aggarwal, Mausam, and Soumen Chakrabarti. 2020a. [Openie6: Iterative grid labeling and coordination analysis for open information extraction](#).

- Keshav Kolluru, Samarth Aggarwal, Vipul Rathore, Mausam, and Soumen Chakrabarti. 2020b. [Imojie: Iterative memory-based joint open information extraction](#).
- Keshav Kolluru, Muqeeth Mohammed, Shubham Mittal, Soumen Chakrabarti, and Mausam. 2022. [Alignment-augmented consistent translation for multilingual open information extraction](#). In *Proceedings of the 60th Annual Meeting of the Association for Computational Linguistics (Volume 1: Long Papers)*, pages 2502–2517, Dublin, Ireland. Association for Computational Linguistics.
- Shantanu Kumar. 2017. A survey of deep learning methods for relation extraction. *arXiv preprint arXiv:1705.03645*.
- Jing Li, Aixin Sun, Jianglei Han, and Chenliang Li. 2020. A survey on deep learning for named entity recognition. *IEEE Transactions on Knowledge and Data Engineering*, 34(1):50–70.
- Qian Li, Jianxin Li, Jiawei Sheng, Shiyao Cui, Jia Wu, Yiming Hei, Hao Peng, Shu Guo, Lihong Wang, Amin Beheshti, et al. 2022. A survey on deep learning event extraction: Approaches and applications. *IEEE Transactions on Neural Networks and Learning Systems*.
- Stephanie Lin, Jacob Hilton, and Owain Evans. 2022. [Truthfulqa: Measuring how models mimic human falsehoods](#).
- Ruicheng Liu, Rui Mao, Anh Tuan Luu, and Erik Cambria. 2023. A brief survey on recent advances in coreference resolution. *Artificial Intelligence Review*, pages 1–43.
- Keming Lu, Xiaoman Pan, Kaiqiang Song, Hongming Zhang, Dong Yu, and Jianshu Chen. 2023. Pivoine: Instruction tuning for open-world information extraction. *arXiv preprint arXiv:2305.14898*.
- Jose L Martinez-Rodriguez, Aidan Hogan, and Ivan Lopez-Arevalo. 2020. Information extraction meets the semantic web: a survey. *Semantic Web*, 11(2):255–335.
- Yu Meng, Jiaxin Huang, Yu Zhang, and Jiawei Han. 2022. [Generating training data with language models: Towards zero-shot language understanding](#).
- Allan H Murphy. 1996. The finley affair: A signal event in the history of forecast verification. *Weather and forecasting*, 11(1):3–20.
- Zara Nasar, Syed Waqar Jaffry, and Muhammad Kamran Malik. 2018. Information extraction from scientific articles: a survey. *Scientometrics*, 117:1931–1990.
- Christina Niklaus, Matthias Cetto, André Freitas, and Siegfried Handschuh. 2018. A survey on open information extraction. In *Proceedings of the 27th International Conference on Computational Linguistics*, pages 3866–3878.
- Italo L Oliveira, Renato Fileto, René Speck, Luís PF Garcia, Diego Moussallem, and Jens Lehmann. 2021. Towards holistic entity linking: Survey and directions. *Information Systems*, 95:101624.
- Colin Raffel, Noam Shazeer, Adam Roberts, Katherine Lee, Sharan Narang, Michael Matena, Yanqi Zhou, Wei Li, and Peter J. Liu. 2023. [Exploring the limits of transfer learning with a unified text-to-text transformer](#).
- Sunita Sarawagi et al. 2008. Information extraction. *Foundations and Trends® in Databases*, 1(3):261–377.
- Özge Sevgili, Artem Shelmanov, Mikhail Arkhipov, Alexander Panchenko, and Chris Biemann. 2022. Neural entity linking: A survey of models based on deep learning. *Semantic Web*, 13(3):527–570.
- Wei Shen, Yuhao Li, Yinan Liu, Jiawei Han, Jianyong Wang, and Xiaojie Yuan. 2021. Entity linking meets deep learning: Techniques and solutions. *IEEE Transactions on Knowledge and Data Engineering*.
- Wei Shen, Jianyong Wang, and Jiawei Han. 2014. Entity linking with a knowledge base: Issues, techniques, and solutions. *IEEE Transactions on Knowledge and Data Engineering*, 27(2):443–460.
- Nikolaos Stylianou and Ioannis Vlahavas. 2021. A neural entity coreference resolution review. *Expert Systems with Applications*, 168:114466.
- Bayu Distiawan Trisedya, Gerhard Weikum, Jianzhong Qi, and Rui Zhang. 2019. [Neural relation extraction for knowledge base enrichment](#). In *Proceedings of the 57th Annual Meeting of the Association for Computational Linguistics*, pages 229–240, Florence, Italy. Association for Computational Linguistics.
- Michael Vasilkovsky, Anton Alekseev, Valentin Malykh, Ilya Shenbin, Elena Tutubalina, Dmitriy Salikhov, Mikhail Stepanov, Andrey Chertok, and Sergey Nikolenko. 2022. [Detie: Multilingual open information extraction inspired by object detection](#).
- Yanshan Wang, Liwei Wang, Majid Rastegar-Mojarad, Sungrim Moon, Feichen Shen, Naveed Afzal, Sijia Liu, Yuqun Zeng, Saeed Mehrabi, Sunghwan Sohn, et al. 2018. Clinical information extraction applications: a literature review. *Journal of biomedical informatics*, 77:34–49.
- Gerhard Weikum and Martin Theobald. 2010. From information to knowledge: harvesting entities and relationships from web sources. In *Proceedings of the twenty-ninth ACM SIGMOD-SIGACT-SIGART symposium on Principles of database systems*, pages 65–76.
- Yang Yang, Zhilei Wu, Yuexiang Yang, Shuangshuang Lian, Fengjie Guo, and Zhiwei Wang. 2022. A survey of information extraction based on deep learning. *Applied Sciences*, 12(19):9691.
- Alexander Yates, Michele Banko, Matthew Broadhead, Michael Cafarella, Oren Etzioni, and Stephen Soderland. 2007. [TextRunner: Open information extraction on the web](#). In *Proceedings of Human Language Technologies: The Annual Conference of the North American Chapter of the Association for Computational Linguistics (NAACL-HLT)*, pages 25–26, Rochester, New York, USA. Association for Computational Linguistics.

Hongbin Ye, Ningyu Zhang, Hui Chen, and Huajun Chen. 2022a. Generative knowledge graph construction: A review. In *Proceedings of the 2022 Conference on Empirical Methods in Natural Language Processing*, pages 1–17.

Jiacheng Ye, Jiahui Gao, Qintong Li, Hang Xu, Jiangtao Feng, Zhiyong Wu, Tao Yu, and Lingpeng Kong. 2022b. [Zerogen: Efficient zero-shot learning via dataset generation](#).

Lingfeng Zhong, Jia Wu, Qian Li, Hao Peng, and Xindong Wu. 2023. A comprehensive survey on automatic knowledge graph construction. *arXiv preprint arXiv:2302.05019*.

A Relationship between Precision/Recall and AESOP

In this section, we show the traditional metrics, precision and recall, are specific instances of the AESOP metric. To calculate precision and recall, we use the following equations on the number of triplets, where each triplet contains *subject*, *relation*, and *object*.

$$\text{precision} = \frac{\# \text{ of correctly predicted triplets}}{\# \text{ of triplets in the prediction}}, \quad (4)$$

$$\text{recall} = \frac{\# \text{ of correctly predicted triplets}}{\# \text{ of triplets in the target}}. \quad (5)$$

In the framework of the AESOP metric, precision and recall are effectively equivalent to treating each triplet as an entity, where the *subject* as the entity name, and the *relation* and *object* form a pair of property key and value. For optimal entity assignment (phase 1), precision and recall use the AESOP-MultiProp variant but match entities based on the similarity of all their properties with a same weight. For pairwise entity comparison (phase 2), the $\psi_{\text{ent}}(e', e)$ (Eq. 3), can be defined as 1 if $v' = v$, otherwise 0, where v' and v are the only property values in e' and e , respectively. For Eq. 1, \oplus aggregation can be defined as a linear sum, which principally results in how many triplets are correctly predicted in this case. If μ in Eq. 1 is set as the number of triplets in the prediction, this corresponds to the calculation of precision. Similarly, when μ equals the number of triplets in the target, it corresponds to the calculation of recall.

B GPT4-based Dataset Prompt

Following is the prompt used to generate our GPT4-based dataset:

Prompt: “You are an information extraction system. You respond to each message with a json-formatted summary of useful named entities in the message. Each named entity appears as one entry in a json-formatted list, and the properties of that entry include entity name, type, and other properties. Ignore unimportant entities, e.g., of type formatting, citations, and references. The types of entities that we are most interested in are human, artificial object, spatio-temporal entity, corporate body, concrete object, talk, geographical feature, natural object, product, system. The properties (of the entities) we’re most interested in are given name, family name, country, part of, location, languages spoken, written or signed, named after, capital, place of death, occupation, type, entity name.” **Important:** you only include entities and their properties that appear in the text.

C Details of Wikidata-based and GPT4-based Dataset

We build two datasets: one is Wikidata-based dataset, and another one is GPT4-based dataset.

Wikidata-based dataset. This dataset is inspired by methodologies employed in previous works such as Wiki-NRE (Trisedya et al., 2019), T-REx (Elsahar et al., 2018), REBEL (Huguet Cabot and Navigli, 2021), leveraging extensive information available on Wikipedia and Wikidata. The primary objective centers around establishing systematic alignments between textual content in Wikipedia articles, hyperlinks embedded within these articles, and their associated entities and properties as cataloged in Wikidata. This procedure is divided into three steps: (i) *Parsing Articles:* We commence by parsing English Wikipedia articles from the dump file¹, focusing specifically on text descriptions and omitting disambiguation and redirect pages. The text from each selected article is purified of Wiki markup to extract plain text, and hyperlinks within these articles are identified as associated entities. Subsequently, the text descriptions are truncated to the initial ten sentences, with entity selection confined to those referenced within this truncated text. This approach ensures a more concentrated and manageable dataset. (ii) *Mapping Wikidata IDs to English Labels:* Concurrently, we process the Wikidata dump¹ file to establish a mapping (termed as the *id-label map*) between Wikidata IDs and their corresponding English labels. This mapping allows for efficient translation of Wikidata IDs to their English equivalents. (iii) *Interconnecting Wikipedia articles*

¹The version of the Wikipedia and Wikidata dump files utilized in our study are 20230720, representing the most recent version available during the development of our work.

with Wikidata properties: For each associated entity within the text descriptions, we utilize Wikidatas API to ascertain its properties and retrieve their respective Wikidata IDs. The previously established *id-label map* is then employed to convert these property IDs into English labels. Each entity type is determined using the value associated with *instance of (P31)*. Given the highly specific nature of these entity types (e.g., *small city (Q18466176)*, *town (Q3957)*, *big city (Q1549591)*), we implement a recursive merging process to generalize these types into broader categories, referencing the *subclass of (P279)* property. Specifically, we first construct a hierarchical taxonomy graph. Each node within this graph structure represents an entity type, annotated with a count reflecting the total number of entities it encompasses. Second, a priority queue is utilized, where nodes are sorted in descending order based on their entity count. We determine whether the top n nodes represent an ideal set of entity types, ensuring the resulted entity types are not extremely specific. Two key metrics are considered for this evaluation: the percentage of total entities encompassed by the top n nodes, and the skewness of the distribution of each entity type’s counts within the top n nodes. If the distribution is skew, we then execute a procedure of dequeuing the top node and enqueueing its child nodes back into the priority queue. This iterative process allows for a dynamic exploration of the taxonomy, ensuring that the most representative nodes are always at the forefront. Finally, our Wikidata-based dataset is refined to contain the top-10 (i.e., $n = 10$) most prevalent entity types according to our hierarchical taxonomy graph and top-10 property keys in terms of occurrence frequency, excluding entity name and type. The 10 entity types are *talk*, *system*, *spatio-temporal entity*, *product*, *natural object*, *human*, *geographical feature*, *corporate body*, *concrete object*, and *artificial object*. The 10 property keys are *capital*, *family name*, *place of death*, *part of*, *location*, *country*, *given name*, *languages spoken*, *written or signed*, *occupation*, and *named after*.

GPT4-based dataset. Recent works have shown that pretrained large language models are capable of performing open information extraction when fine-tuned with specific instructions (Lu et al., 2023). In our approach to dataset construction, we adapt their methodologies by replacing instruction tuning with the technique of prompt engineering. We employ GPT-4 to extract the associated structured entities from the articles in a zero-shot manner, creating the GPT4-based dataset. The pre-defined schema, including all entity types and property keys, is explicitly written in the text prompt. We also ask GPT-4 to produce sets of entities in JSON format directly. See Appendix B for details. Given the text prompt, GPT-4 adeptly identifies entities, along with their corresponding properties and values, which become the ground-truth labels in this GPT4-based dataset. In the development of our GPT4-based dataset, we adopt the entity types and property keys found in the Wikidata-based dataset as our predefined schema. Despite this straightforward approach, it’s noteworthy that the count of associated entities for the same article can vary between the two datasets, thereby offering complementary perspectives. Illustrative examples of this phenomenon are presented in Appendix D.

D Illustrations of Wikidata-based and GPT4-based Datasets

In this section, we present two instances from our datasets for demonstration. These instances vividly demonstrate the variation in the number of related entities for the identical article across the two datasets. Furthermore, even if the entity count is the same, the specific entities and their corresponding attributes can significantly differ. The complementary nature of these two datasets enhances the robustness of our experimental setup.

Text Description: Benton County is a county within the Northwest Arkansas region with a culture, economy, and history that have transitioned from rural and agricultural to suburban and white collar since the growth of Walmart, which is headquartered in Benton County. Created as Arkansas’s 35th county on September 30, 1836, Benton County contains thirteen incorporated municipalities, including Bentonville, the county seat, and Rogers, the most populous city. The county was named after Thomas Hart Benton, a U.S. Senator from Missouri influential in Arkansas statehood. The county is located within the gently rolling terrain of the Springfield Plateau, a subset of the Ozark Mountains. Much of eastern Benton County is located along Beaver Lake, a reservoir of the White River. The county contains three protected areas: Logan Cave National Wildlife Refuge, Pea Ridge National

Military Park, and Devil's Eyebrow Natural Area, as well as parts of the Ozark National Forest, Hobbs State Park – Conservation Area, and two state wildlife management areas. Other historical features such as log cabins, one-room school houses, community centers, and museums describe the history and culture of Benton County. Benton County occupies and contained a population of 284,333 people in 100,749 households as of the 2020 Census, ranking it tenth in size and second in population among the state's 75 counties.

Wikidata-based:

```
{
  "0": {
    "type": "geographical feature",
    "entity name": "Missouri"
  },
  "1": {
    "type": "natural object",
    "entity name": "Logan Cave National Wildlife Refuge"
  },
  "2": {
    "type": "artificial object",
    "entity name": "Northwest Arkansas"
  },
  "3": {
    "type": "product",
    "entity name": "Walmart",
    "location": "Rogers"
  }
}
```

GPT4-based:

```
{
  "0": {
    "part of": "St. Cloud Metropolitan Statistical Area",
    "location": "East Central part of Minnesota",
    "country": "U.S.",
    "capital": "Foley",
    "type": "geographical feature",
    "entity name": "Benton County"
  },
  "1": {
    "part of": "Minneapolis-St. Paul Combined Statistical Area",
    "type": "spatio-temporal entity",
    "entity name": "St. Cloud Metropolitan Statistical Area"
  },
  "2": {
    "type": "spatio-temporal entity",
    "entity name": "Minneapolis-St. Paul Combined Statistical Area"
  },
  "3": {
    "named after": "Benton County",
    "occupation": "United States Senator",
  }
}
```

```
"country": "Missouri",
"type": "human",
"entity name": "Thomas Hart Benton"
}
}
```

Text Description: Acadia National Park is an American national park located along the mid-section of the Maine coast, southwest of Bar Harbor. The park preserves about half of Mount Desert Island, part of the Isle au Haut, the tip of the Schoodic Peninsula, and portions of 16 smaller outlying islands. It protects the natural beauty of the rocky headlands, including the highest mountains along the Atlantic coast. Acadia boasts a glaciated coastal and island landscape, an abundance of habitats, a high level of biodiversity, clean air and water, and a rich cultural heritage. The park contains the tallest mountain on the Atlantic Coast of the United States (Cadillac Mountain), exposed granite domes, glacial erratics, U-shaped valleys, and cobble beaches. Its mountains, lakes, streams, wetlands, forests, meadows, and coastlines contribute to a diversity of plants and animals. Woven into this landscape is a historic carriage road system financed by John D. Rockefeller Jr. In total, it encompasses. Acadia has a rich human history, dating back more than 10,000 years ago with the Wabanaki people.

Wikidata-based:

```
{
  "0": {
    "type": "natural object",
    "entity name": "Schoodic Peninsula"
  },
  "1": {
    "type": "natural object",
    "entity name": "Cadillac Mountain"
  },
  "2": {
    "type": "geographical feature",
    "entity name": "Maine"
  }
}
```

GPT4-based:

```
{
  "0": {
    "part of": "United States",
    "location": "Maine coast, southwest of Bar Harbor",
    "entity name": "Acadia National Park",
    "type": "geographical feature"
  },
  "1": {
    "part of": "Acadia National Park",
    "type": "geographical feature",
    "entity name": "Mount Desert Island"
  },
  "2": {
    "part of": "Acadia National Park",
    "type": "geographical feature",
    "entity name": "Isle au Haut"
  }
}
```

```

},
"3": {
  "part of": "Acadia National Park",
  "type": "geographical feature",
  "entity name": "Schoodic Peninsula"
},
"4": {
  "location": "Acadia National Park",
  "entity name": "Cadillac Mountain",
  "type": "geographical feature"
},
"5": {
  "occupation": "financier of the historic carriage road system
    in Acadia National Park",
  "type": "human",
  "entity name": "John D. Rockefeller Jr."
},
"6": {
  "location": "Acadia National Park",
  "entity name": "Wabanaki people",
  "type": "human"
}
}

```

E Statistics of Datasets

The code for REBEL is licensed under the CC BY-SA-NC 4.0 license. The dataset statistics presented in Table 2 compare REBEL, Wikidata-based and GPT4-based datasets. All datasets feature a minimum of one entity per sample, but they differ in their average and maximum number of entities, with the GPT4-based dataset showing a higher mean of 10.37 entities compared to 3.84 in the Wikidata-based set and 3.27 in REBEL. They also differ in the maximum number of entities, where GPT4-based has a max of 99, which is higher than 20 of Wikidata-based and 65 of REBEL. Property counts also vary, with REBEL having a slightly higher average number of properties per entity at 3.40, compared to 2.80 in the Wikidata-based dataset and 3.11 in the GPT4-based dataset, and a maximum of 17 properties over 8 and 12, respectively. REBEL contains 2,000,000 samples for training and 5,000 samples for testing, while the Wikidata-based and the GPT4-based datasets contain the same articles as the text descriptions and maintain an identical count of training and testing samples, with 23,477 for training and 4,947 for testing.

Table 2: Statistics of all three datasets used in our paper.

Statistics	REBEL	Wikidata-based	GPT4-based
# of Entity Min	1	1	1
# of Entity Mean	2.37	3.84	10.37
# of Entity Max	65	20	99
# of Property Min	2	2	2
# of Property Mean	3.40	2.80	3.11
# of Property Max	17	8	12
# of Training Samples	2,000,000	23,477	23,477
# of Testing Samples	5,000	4,947	4,947

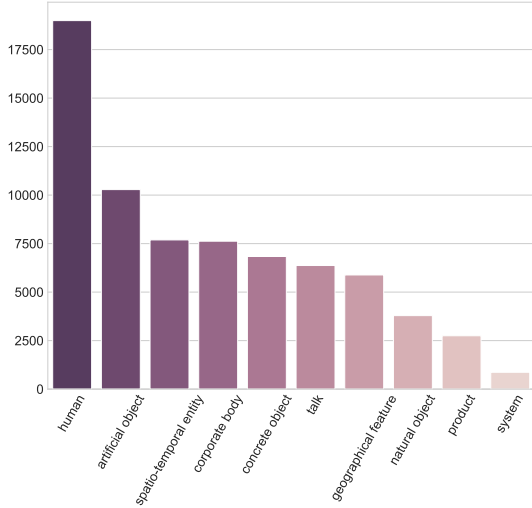


Figure 6: Frequency histogram of entity types in Wikidata-based Dataset.

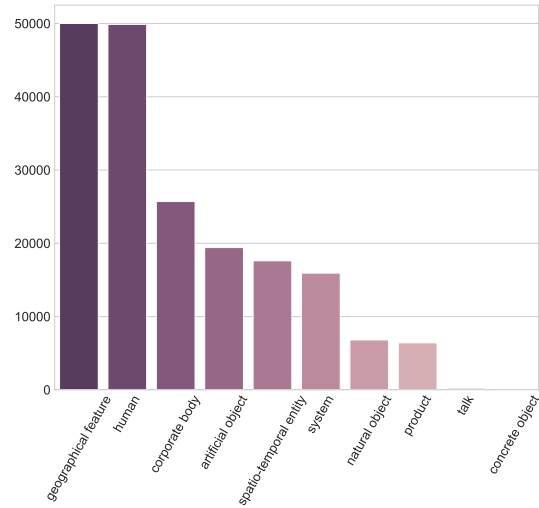


Figure 7: Frequency histogram of entity types in GPT4-based Dataset.

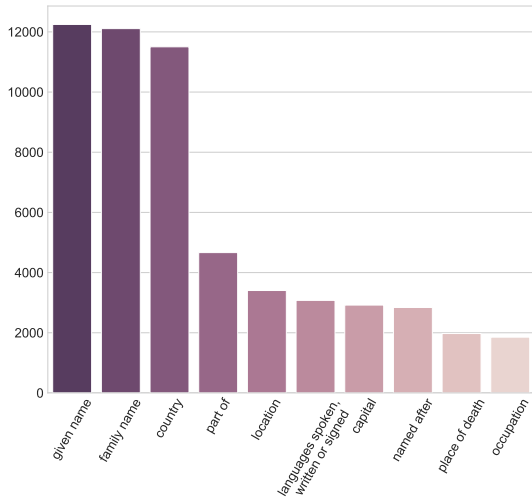


Figure 8: Frequency histogram of property keys in Wikidata-based Dataset.

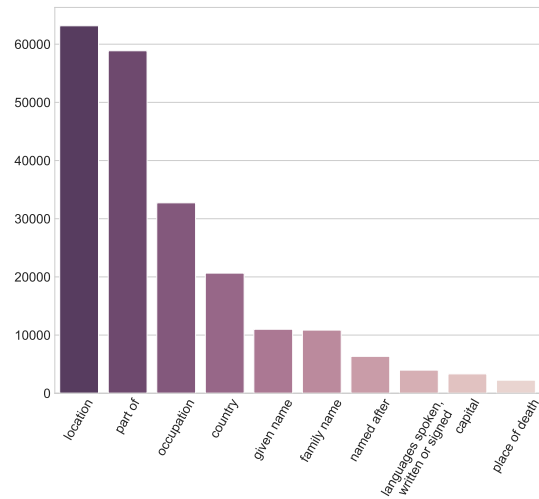


Figure 9: Frequency histogram of property keys in GPT4-based Dataset.

F Ablation Study

The ablation study conducted on the MuSEE model, with the Wikidata-based dataset, serves as an evaluation of the model’s core components: the introduction of special tokens and the Multi-stage parallel generation. By comparing the performance of the full MuSEE model against its ablated version, where only the special tokens feature is retained, we aim to dissect the individual contributions of these design choices to the model’s overall efficacy. The ablated version simplifies the output format by eliminating punctuation such as commas, double quotes, and curly brackets, and by converting all entity types and property keys into special tokens. This is similar to the reducing output tokens discussed in Sec. 4. Results from the ablation study, as shown in Table 3, reveal significant performance disparities between the complete MuSEE model and its ablated counterpart, particularly when examining metrics across different model sizes (T5-B and T5-L) and evaluation metrics. The full MuSEE model markedly outperforms the ablated version across all metrics with notable improvements, underscoring the Multi-stage parallel generation’s critical role in enhancing the model’s ability to accurately and comprehensively extract entity-related information. These findings highlight the synergistic effect of the MuSEE model’s design elements, demonstrating that both the Reducing output tokens and the Multi-stage parallel generation are pivotal for achieving optimal performance in structured entity extraction tasks.

Table 3: Ablation study on Wikidata-based dataset. Each metric is shown in percentage (%).

Model	AESOP-ExactName			AESOP-ApproxName			AESOP-MultiProp		
	Max	Precision	Recall	Max	Precision	Recall	Max	Precision	Recall
w/o Multi-stage (T5-B)	25.19	40.87	27.64	25.75	42.14	28.26	26.93	44.49	29.72
MuSEE (T5-B)	44.95	50.63	58.99	45.75	51.57	60.10	46.95	53.00	61.75
w/o Multi-stage (T5-L)	27.74	53.04	28.81	28.14	54.10	29.22	29.14	56.90	30.29
MuSEE (T5-L)	49.35	57.97	59.63	49.89	58.69	60.35	50.94	60.11	61.68

G Human Evaluation Criteria and Case Study

The details for the three human evaluation criteria are shown below:

- *Completeness*: Which set of entities includes all relevant entities and has the fewest missing important entities? Which set of entities is more useful for further analysis or processing? Focus on the set that contains less unimportant and/or irrelevant entities.
- *Correctness*: Which set of entities more correctly represents the information in the passage? Focus on consistency with the context of the passage. Do extracted properties correctly represent each entity or are there more specific property values available? Are property values useful?
- *Hallucinations*: Which set of entities contains less hallucinations? That is, are there any entities or property values that do not exist or cannot be inferred from the text?

We provide a case study for the human evaluation analysis comparing the outputs of GenIE (T5-L) and MuSEE (T5-L) given a specific text description. MuSEE accurately identifies seven entities, surpassing GenIE’s two, thus demonstrating greater completeness. Additionally, we identify an error in GenIE’s output where it incorrectly assigns *Bartolomeo Rastrelli*’s place of death as *Moscow*, in contrast to the actual location, *Saint Petersburg*, which is not referenced in the text. This error by GenIE could stem from hallucination, an issue not present in MuSEE’s output. In this example, it is evident that MuSEE outperforms GenIE in terms of *completeness*, *correctness*, and resistance to *hallucinations*.

Text Description: The ceremonial attire of Elizabeth, Catherine Palace, Tsarskoye Selo; fot. Ivonna Nowicka Elizabeth or Elizaveta Petrovna (;) reigned as Empress of Russia from 1741 until her death in 1762. She remains one of the most popular Russian monarchs because of her decision not to execute a single person during her reign, her numerous construction projects, and her strong opposition to Prussian policies. The second-eldest daughter of Tsar Peter the Great (), Elizabeth lived through the confused successions of her father’s descendants following her half-brother Alexei’s death in 1718. The throne first passed to her mother Catherine I of Russia (), then to her nephew Peter II, who died in 1730 and was succeeded by Elizabeth’s first cousin Anna (). After the brief rule of Anna’s infant great-nephew, Ivan VI, Elizabeth seized the throne with the military’s support and declared her own nephew, the future Peter III, her heir. During her reign Elizabeth continued the policies of her father and brought about a remarkable Age of Enlightenment in Russia. Her domestic policies allowed the nobles to gain dominance in local government while shortening their terms of service to the state. She encouraged Mikhail Lomonosov’s foundation of the University of Moscow, the highest-ranking Russian educational institution. Her court became one of the most splendid in all Europe, especially regarding architecture: she modernised Russia’s roads, encouraged Ivan Shuvalov’s foundation of the Imperial Academy of Arts, and financed grandiose Baroque projects of her favourite architect, Bartolomeo Rastrelli, particularly in Peterhof Palace.

GenIE (T5-L):

```
{
  "0": {
    "entity name": "Bartolomeo Rastrelli",
    "place of death": "Moscow",
    "given name": "Bartolomeo",
```

```
    "family name": "Rastrelli",
    "languages spoken, written or signed": "Russian",
    "country": "Russia",
    "type": "human"
  },
  "1": {
    "entity name": "Catherine I of Russia",
    "given name": "Catherine",
    "languages spoken, written or signed": "Russian",
    "type": "human"
  }
}
```

MuSEE (T5-L):

```
{
  "0": {
    "type": "human",
    "entity name": "Peter the Great",
    "given name": "Peter"
  },
  "1": {
    "type": "human",
    "entity name": "Bartolomeo Rastrelli",
    "family name": "Rastrelli",
    "given name": "Bartolomeo"
  },
  "2": {
    "type": "human",
    "entity name": "Catherine I of Russia",
    "given name": "Catherine"
  },
  "3": {
    "type": "human",
    "entity name": "Peter III",
    "given name": "Peter"
  },
  "4": {
    "type": "human",
    "entity name": "Ivan Shuvalov",
    "family name": "Shuvalov",
    "given name": "Ivan",
    "languages spoken, written or signed": "Russian"
  },
  "5": {
    "type": "concrete object",
    "entity name": "Peterhof Palace",
    "country": "Russia"
  },
  "6": {
    "type": "human",
    "entity name": "Mikhail Lomonosov",

```

REBEL Dataset

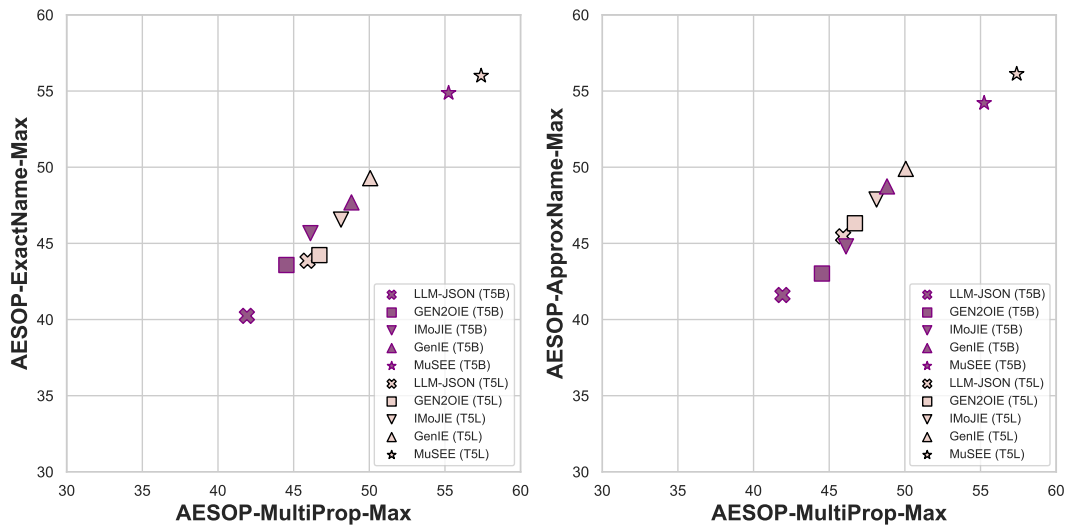


Figure 10: Metric correlation analysis on REBEL dataset.

```

"family name": "Lomonosov",
"given name": "Mikhail",
"languages spoken, written or signed": "Russian"
}

```

Wikidata-based Dataset

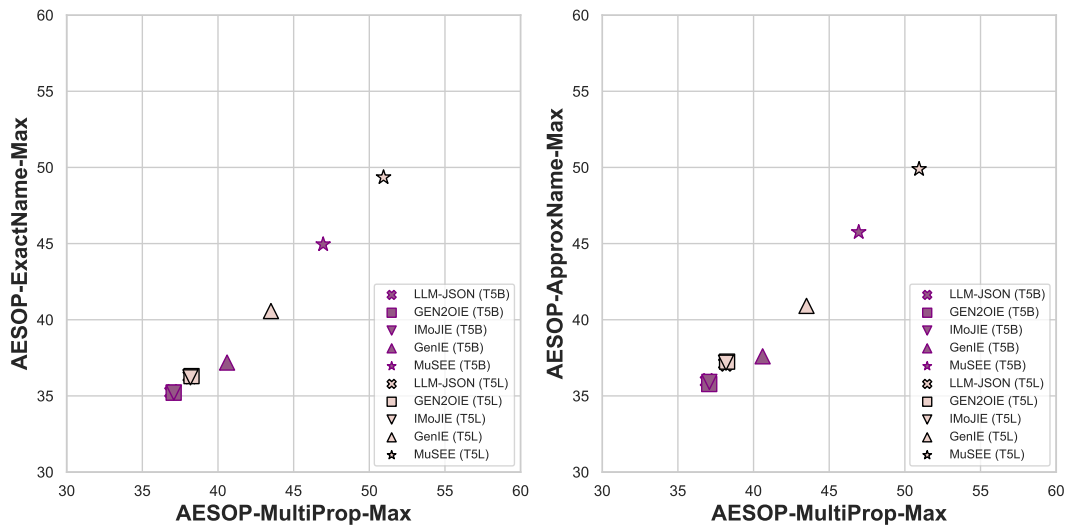


Figure 11: Metric correlation analysis on Wikidata-based dataset.

H Metric Correlation Analysis

We show the correlation analysis between metrics across all models on three datasets. The results on the REBEL dataset are shown in Fig. 10, the results on the Wikidata-based dataset are shown in Fig. 11, while the results on the GPT4-based dataset are shown in Fig. 12. Specifically, we focus on the correlation analysis of different metrics based on entity assignment variants in Phase 1 of AESOP, as described in Sec. 3. For Phase 2, the “Max” normalization method is employed by default. In the associated figures, AESOP-MultiProp-Max is uniformly used as the x-axis measure, while AESOP-ExactName-Max or

GPT4-based Dataset

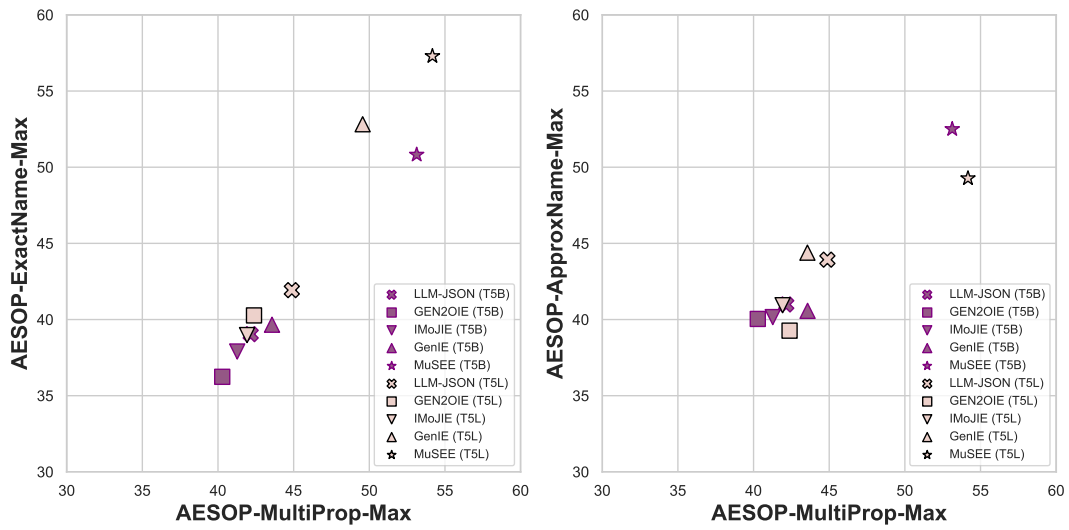


Figure 12: Metric correlation analysis on GPT4-based dataset.

AESOP-ApproxName-Max serve as the y-axis metrics. The scatter plots in all figures tend to cluster near the diagonal, indicating a robust correlation among the various metric variants we have introduced.