

---

# CONSISTI2V: Enhancing Visual Consistency for Image-to-Video Generation

---

Weiming Ren<sup>1,2</sup> Harry Yang<sup>3</sup> Ge Zhang<sup>1,4</sup> Cong Wei<sup>1,2</sup> Xinrun Du<sup>4</sup> Stephen Huang<sup>3</sup> Wenhui Chen<sup>1,2,4</sup>

<https://tiger-ai-lab.github.io/ConsistI2V/>

## Abstract

Image-to-video (I2V) generation aims to use the initial frame (alongside a text prompt) to create a video sequence. A grand challenge in I2V generation is to maintain visual consistency throughout the video: existing methods often struggle to preserve the integrity of the subject, background, and style from the first frame, as well as ensure a fluid and logical progression within the video narrative (*cf.* Figure 1). To mitigate these issues, we propose CONSISTI2V, a diffusion-based method to enhance visual consistency for I2V generation. Specifically, we introduce (1) spatiotemporal attention over the first frame to maintain spatial and motion consistency, (2) noise initialization from the low-frequency band of the first frame to enhance layout consistency. These two approaches enable CONSISTI2V to generate highly consistent videos. We also extend the proposed approaches to show their potential to improve consistency in auto-regressive long video generation and camera motion control. To verify the effectiveness of our method, we propose I2V-Bench, a comprehensive evaluation benchmark for I2V generation. Our automatic and human evaluation results demonstrate the superiority of CONSISTI2V over existing methods.

## 1. Introduction

Recent advancements in video diffusion models (Ho et al., 2022b) have led to an unprecedented development in text-to-video (T2V) generation (Ho et al., 2022a; Blattmann et al., 2023). However, such conditional generation techniques fall short of achieving precise control over the generated video content. For instance, given an input text prompt “a dog running in the backyard”, the generated videos may

vary from outputting different dog breeds, different camera viewing angles, as well as different background objects. As a result, users may need to carefully modify the text prompt to add more descriptive adjectives, or repetitively generate several videos to achieve the desired outcome.

To mitigate this issue, prior efforts have been focused on encoding customized subjects into video generation models with few-shot finetuning (Molad et al., 2023) or replacing video generation backbones with personalized image generation model (Guo et al., 2023). Recently, incorporating additional first frame images into the video generation process has become a new solution to controllable video generation. This method, often known as image-to-video generation (I2V)<sup>1</sup> or image animation, enables the foreground/background contents in the generated video to be conditioned on the objects as reflected in the first frame.

Nevertheless, training such conditional video generation models is a non-trivial task and existing methods often encounter appearance and motion inconsistency in the generated videos (shown in Figure 1). Initial efforts such as VideoComposer (Wang et al., 2023c) and VideoCrafter1 (Chen et al., 2023a) condition the video generation model with the semantic embedding (e.g. CLIP embedding) from the first frame but cannot fully preserve the local details in the generated video. Subsequent works either employ a simple conditioning scheme by directly concatenating the first frame latent features with the input noise (Girdhar et al., 2023; Chen et al., 2023c; Zeng et al., 2023; Dai et al., 2023) or combine the two aforementioned design choices together (Xing et al., 2023; Zhang et al., 2023a) to enhance the first frame conditioning. Despite improving visual appearance alignment with the first frame, these methods still suffer from generating videos with incorrect and jittery motion, which severely restricts their applications in practice.

To address the aforementioned challenges, we propose CONSISTI2V, a simple yet effective framework capable of enhancing the visual consistency for I2V generation. Our method focuses on improving the first frame conditioning mechanisms in the I2V model and optimizing the inference

<sup>1</sup>University of Waterloo <sup>2</sup>Vector Institute <sup>3</sup>Harmony.AI  
<sup>4</sup>Multimodal Art Projection Research Community. Correspondence to: Harry Yang <hyang@fastmail.com>, Wenhui Chen <wenhuchen@uwaterloo.ca>.

<sup>1</sup>In this study, we follow prior work (Zhang et al., 2023a) and focus on text-guided I2V generation.




Figure 1. Comparison of image-to-video generation results obtained from SEINE (Chen et al., 2023c) and our CONSISTI2V. SEINE shows degenerated appearance and motion as the video progresses, while our result maintains visual consistency. We feed the same first frame to SEINE and CONSISTI2V and show the generated video on the right.

noise initialization during sampling. To produce videos that closely resemble the first frame, we apply cross-frame attention mechanisms in the model’s spatial layers to achieve fine-grained *spatial* first frame conditioning. To ensure the temporal smoothness and coherency of the generated video, we include a local window of the first frame features in the *temporal* layers to augment their attention operations. During inference, we propose FrameInit, which leverages the low-frequency component of the first frame image and combines it with the initial noise to act as a *layout* guidance and eliminate the noise discrepancy between training and inference. By integrating these design optimizations, our model generates highly consistent videos and can be easily extended to other applications such as autoregressive long video generation and camera motion control. Our model achieves state-of-the-art results on public I2V generation benchmarks. We further conduct extensive automatic and human evaluations on a self-collected dataset I2V-Bench to verify the effectiveness of our method for I2V generation. Our contributions are summarized below:

1. We introduce CONSISTI2V, a diffusion-based model that performs spatiotemporal conditioning over the first frame to enhance the visual consistency in video generation.
2. We devise FrameInit, an inference-time noise initialization strategy that uses the low-frequency band from the first frame to stabilize video generation. FrameInit can also support applications such as autoregressive long video generation and camera motion control.
3. We propose I2V-Bench, a comprehensive quantitative evaluation benchmark dedicated to evaluating I2V generation models. We will release our evaluation dataset to foster future I2V generation research.

## 2. Related Work

**Text-to-Video Generation** Recent studies in T2V generation has evolved from using GAN-based models (Fox et al.,

2021; Brooks et al., 2022; Tian et al., 2021) and autoregressive transformers (Ge et al., 2022; Hong et al., 2022) to embracing diffusion models. Current methods usually extend T2I generation frameworks to model video data. VDM (Ho et al., 2022b) proposes a space-time factorized U-Net (Ronneberger et al., 2015) and interleaved temporal attention layers to enable video modelling. Imagen-Video (Ho et al., 2022a) and Make-A-Video (Singer et al., 2022) employ pixel-space diffusion models Imagen (Saharia et al., 2022) and DALL-E 2 (Ramesh et al., 2022) for high-definition video generation. Another line of work (He et al., 2022; Chen et al., 2023a; Khachatryan et al., 2023; Guo et al., 2023) generate videos with latent diffusion models (Rombach et al., 2022) due to the high efficiency of LDMs. In particular, MagicVideo (Zhou et al., 2022) inserts simple adaptor layers and Latent-Shift (An et al., 2023) utilizes temporal shift modules (Lin et al., 2019) to enable temporal modelling. Subsequent works generally follow VideoLDM (Blattmann et al., 2023) and insert temporal convolution and attention layers inside the LDM U-Net for video generation.

Another research stream focuses on optimizing the noise initialization for video generation. PYoCo (Ge et al., 2023) proposes a video-specific noise prior and enables each frame’s initial noise to be correlated with other frames. FreeNoise (Qiu et al., 2023) devises a training-free noise rescheduling method for long video generation. FreeInit (Wu et al., 2023c) leverages the low-frequency component of a noisy video to eliminate the initialization gap between training and inference of the diffusion models.

**Video Editing** As paired video data before and after editing is hard to obtain, several methods (Ceylan et al., 2023; Wu et al., 2023b; Geyer et al., 2023; Wu et al., 2023a; Zhang et al., 2023b) employ a pretrained T2I model for zero-shot/few-shot video editing. To ensure temporal coherency between individual edited frames, these methods apply cross-frame attention mechanisms in the T2I model. Specifically, Tune-A-Video (Wu et al.,

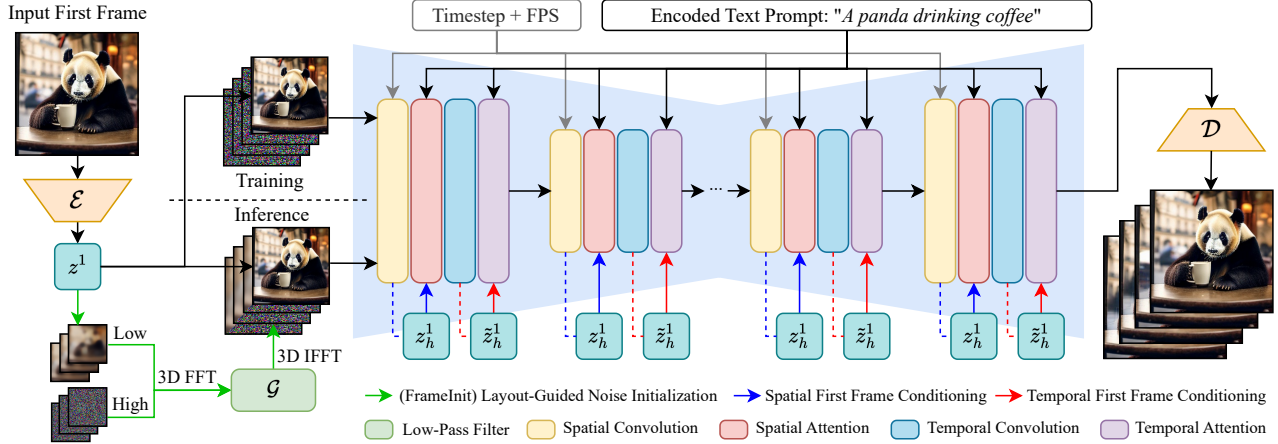


Figure 2. Our CONSISTI2V framework. In our model, we concatenate the first frame latent  $z^1$  to the input noise and perform first frame conditioning by augmenting the spatial and temporal self-attention operations in the model with the intermediate hidden states  $z_h^1$ . During inference, we incorporate the low-frequency component from  $z^1$  to initialize the inference noise and guide the video generation process.

2023b) and Pix2Video (Ceylan et al., 2023) modify the T2I model’s self-attention layers to enable each frame to attend to its immediate previous frame and the video’s first frame. TokenFlow (Geyer et al., 2023) and Fairy (Wu et al., 2023a) select a set of anchor frames such that all anchor frames can attend to each other during self-attention.

**Image-to-Video Generation** Steering the video’s content using only text descriptions can be challenging. Recently, a myriad of methods utilizing both first frame and text for I2V generation have emerged as a solution to achieve more controllable video generation. Among these methods, Emu-Video (Girdhar et al., 2023), SEINE (Chen et al., 2023c), AnimateAnything (Dai et al., 2023) and PixelDance (Zeng et al., 2023) propose simple modifications to the T2V U-Net by concatenating the latent features of the first frame with input noise to enable first-frame conditioning. I2VGen-XL (Zhang et al., 2023a), Dynamicrafter (Xing et al., 2023) and Moonshot (Zhang et al., 2024) add extra image cross-attention layers in the model to inject stronger conditional signals into the generation process. Our approach varies from previous studies in two critical respects: (1) our spatiotemporal feature conditioning methods effectively leverage the input first frame, resulting in better visual consistency in the generated videos and enable efficient training on public video-text datasets. (2) We develop noise initialization strategies in the I2V inference processes, while previous I2V generation works rarely focus on this aspect.

### 3. Methodology

Given an image  $x^1 \in \mathbb{R}^{C \times H \times W}$  and a text prompt  $s$ , the goal of our model is to generate an  $N$  frame video clip  $\hat{x} = \{x^1, \hat{x}^2, \hat{x}^3, \dots, \hat{x}^N\} \in \mathbb{R}^{N \times C \times H \times W}$  such that  $x^1$  is

the first frame of the video, and enforce the appearance of the rest of the video to be closely aligned with  $x^1$  and the content of the video to follow the textual description in  $s$ . We approach this task by employing first-frame conditioning mechanisms in spatial and temporal layers of our model and applying layout-guided noise initialization during inference. The overall model architecture and inference pipeline of CONSISTI2V are shown in Figure 2.

#### 3.1. Preliminaries

**Diffusion Models (DMs)** (Sohl-Dickstein et al., 2015; Ho et al., 2020) are generative models that learn to model the data distribution by iteratively recovering perturbed inputs. Given a training sample  $x_0 \sim q(x_0)$ , DMs first obtain the corrupted input through a forward diffusion process  $q(x_t|x_0, t), t \in \{1, 2, \dots, T\}$  by using the parameterization trick from Sohl-Dickstein et al. (2015) and gradually adds Gaussian noise  $\epsilon \in \mathcal{N}(\mathbf{0}, \mathbf{I})$  to the input:  $x_t = \sqrt{\bar{\alpha}_t}x_0 + \sqrt{1 - \bar{\alpha}_t}\epsilon, \bar{\alpha}_t = \prod_{i=1}^t (1 - \beta_i)$ , where  $0 < \beta_1 < \beta_2 < \dots < \beta_T < 1$  is a known variance schedule that controls the amount of noise added at each time step  $t$ . The diffusion model is then trained to approximate the backward process  $p(x_{t-1}|x_t)$  and recovers  $x_{t-1}$  from  $x_t$  using a denoising network  $\epsilon_\theta(x_t, c, t)$ , which can be learned by minimizing the mean squared error (MSE) between the predicted and target noise:  $\min_\theta \mathbb{E}_{x, \epsilon \in \mathcal{N}(\mathbf{0}, \mathbf{I}), c, t} [\|\epsilon - \epsilon_\theta(x_t, c, t)\|_2^2]$  ( $\epsilon$ -prediction). Here,  $c$  denotes the (optional) conditional signal that DMs can be conditioned on. For our model,  $c$  is a combination of an input first frame and a text prompt.

**Latent Diffusion Models (LDMs)** (Rombach et al., 2022) are variants of diffusion models that first use a pretrained encoder  $\mathcal{E}$  to obtain a latent representation  $z_0 = \mathcal{E}(x_0)$ . LDMs then perform the forward process  $q(z_t|z_0, t)$  and the backward process  $p_\theta(z_{t-1}|z_t)$  in this compressed latent

space. The generated sample  $\hat{x}$  can be obtained from the denoised latent using a pretrained decoder  $\hat{x} = \mathcal{D}(\hat{z})$ .

### 3.2. Model Architecture

**U-Net Inflation for Video Generation** Our model is developed based on text-to-image (T2I) LDMs (Rombach et al., 2022) that employ the U-Net (Ronneberger et al., 2015) model for image generation. This U-Net model contains a series of spatial downsampling and upsampling blocks with skip connections. Each down/upsampling block is constructed with two types of basic blocks: spatial convolution and spatial attention layers. We insert a 1D temporal convolution block after every spatial convolution block and temporal attention blocks at certain attention resolutions to make it compatible with video generation tasks. Our temporal convolution and attention blocks share the exact same architecture as their spatial counterparts, apart from the convolution and attention operations are operated along the temporal dimension. We incorporate RoPE (Su et al., 2024) embeddings to represent positional information in the temporal layers and employ the PVoCo (Ge et al., 2023) mixed noise prior for noise initialization (cf. Appendix A.1).

**First Frame Condition Injection** We leverage the variational autoencoder (VAE) (Kingma & Welling, 2013) of the T2I LDM to encode the input first frame into latent representation  $z^1 = \mathcal{E}(x^1) \in \mathbb{R}^{C' \times H' \times W'}$  and use  $z^1$  as the conditional signal. To inject this signal into our model, we directly replace the first frame noise  $\epsilon^1$  with  $z^1$  and construct the model input as  $\hat{\epsilon} = \{z^1, \epsilon^2, \epsilon^3, \dots, \epsilon^N\} \in \mathbb{R}^{N \times C' \times H' \times W'}$ .

### 3.3. Fine-Grained Spatial Feature Conditioning

The spatial attention layer in the LDM U-Net contains a self-attention layer that operates on each frame independently and a cross-attention layer that operates between frames and the encoded text prompt. Given an intermediate hidden state  $z^i$  of the  $i^{\text{th}}$  frame, the self-attention operation is formulated as the attention between different spatial positions of  $z^i$ :

$$Q_s = W_s^Q z^i, K_s = W_s^K z^i, V_s = W_s^V z^i, \quad (1)$$

$$\text{Attention}(Q_s, K_s, V_s) = \text{Softmax}\left(\frac{Q_s K_s^\top}{\sqrt{d}}\right) V_s, \quad (2)$$

where  $W_s^Q, W_s^K$  and  $W_s^V$  are learnable projection matrices for creating query, key and value vectors from the input.  $d$  is the dimension of the query and key vectors. To achieve better visual coherency in the video, we modify the key and value vectors in the self-attention layers to also include features from the first frame  $z^1$  (cf. Figure 3):

$$Q_s = W_s^Q z^i, K'_s = W_s^K [z^i, z^1], V'_s = W_s^V [z^i, z^1], \quad (3)$$

where  $[\cdot]$  represents the concatenation operation such that the token sequence length in  $K'_s$  and  $V'_s$  are doubled compared to the original  $K_s$  and  $V_s$ . In this way, each spatial

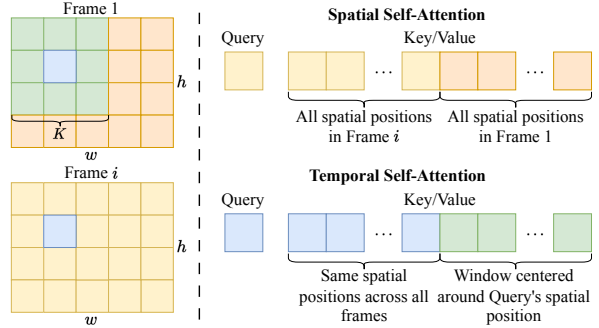


Figure 3. Visualization of our proposed spatial and temporal first frame conditioning schemes. For spatial self-attention layers, we employ cross-frame attention mechanisms and expand the keys and values with the features from all spatial positions in the first frame. For temporal self-attention layers, we augment the key and value vectors with a local feature window from the first frame.

position in all frames gets access to the complete information from the first frame, allowing fine-grained feature conditioning in the spatial attention layers.

### 3.4. Window-based Temporal Feature Conditioning

To effectively leverage the first frame features, we also augment the temporal self-attention layers to include a local window of features from the first frame. Formally, given an input hidden state  $\mathbf{z} \in \mathbb{R}^{N \times C \times H \times W}$ , where  $N$  is the number of frames and  $C, H, W$  correspond to the channel, height and width dimension of the hidden state tensor, our model first reshape its height and width dimension to the batch dimension to form a new hidden state  $\bar{\mathbf{z}} \in \mathbb{R}^{(H \times W) \times N \times C}$ . We then compute the query, key and value from  $\bar{\mathbf{z}}$  as:

$$Q_t = W_t^Q \bar{\mathbf{z}}, K'_t = W_t^K [\bar{\mathbf{z}}, \tilde{z}^1], V'_t = W_t^V [\bar{\mathbf{z}}, \tilde{z}^1], \quad (4)$$

where  $\tilde{z}^1 \in \mathbb{R}^{(H \times W) \times (K \times K - 1) \times C}$  is a tensor constructed in a way that its  $h \times w$  position in the batch dimension corresponds to an  $K \times K$  window of the first frame features, centred at the spatial position of  $(h, w)$ . The first frame feature vector at  $(h, w)$  is not included in  $\tilde{z}^1$  as it is already presented in  $\bar{\mathbf{z}}$ . We pad  $\mathbf{z}$  in its spatial dimensions by replicating the boundary values to ensure that all spatial positions in  $\mathbf{z}$  will have a complete window around them. We then concatenate  $\bar{\mathbf{z}}$  with  $\tilde{z}^1$  to enlarge the sequence length of the key and value matrices. See Figure 3 to visualize the augmented temporal self-attention. Our main rationale is that the visual objects in a video may move to different spatial locations as the video progresses. Therefore, having an extra window of keys and values around the query location increases the probability of attending to the same entity in the first frame when performing temporal self-attention. In practice, we set  $K = 3$  to control the time complexity of the attention operations.




Figure 4. Visualization of different frequency bands after spatiotemporal frequency decomposition from the original latent  $\mathbf{z}_0$ .

### 3.5. Inference-time Layout-Guided Noise Initialization

Existing literature (Lin et al., 2024) in image diffusion models has identified that there exists a noise initialization gap between training and inference, due to the fact that common diffusion noise schedules create an information leak to the diffusion noise during training, causing it to be inconsistent with the random Gaussian noise sampled during inference. In the domain of video generation, this initialization gap has been further explored by FreeInit (Wu et al., 2023c), showing that the information leak mainly comes from the low-frequency component of a video after spatiotemporal frequency decomposition, and adding this low-frequency component to the initial inference noise greatly enhances the quality of the generated videos.

To better understand how different frequency bands correspond to different visual features in the video, we visualize the videos decoded from the VAE latents after spatiotemporal frequency decomposition, as shown in Figure 4. We observe that the video’s high-frequency component captures the fast-moving objects and the fine details in the video, whereas the low-frequency component corresponds to those slowly moving parts and represents an overall layout in each frame. Based on this observation, we propose FrameInit, which duplicates the input first frame into a static video and uses its low-frequency component as a coarse layout guidance during inference. Formally, given the latent representation  $\mathbf{z}_0$  of a static video and an inference noise  $\epsilon$ , we first add  $\tau$  step inference noise to the static video to obtain  $\mathbf{z}_\tau = \text{add\_noise}(\mathbf{z}_0, \epsilon, \tau)$ . We then extract the low-frequency component of  $\mathbf{z}_\tau$  and mix it with  $\epsilon$ :

$$\mathcal{F}_{\mathbf{z}_\tau}^{\text{low}} = \text{FFT\_3D}(\mathbf{z}_\tau) \odot \mathcal{G}(D_0), \quad (5)$$

$$\mathcal{F}_\epsilon^{\text{high}} = \text{FFT\_3D}(\epsilon) \odot (1 - \mathcal{G}(D_0)), \quad (6)$$

$$\epsilon' = \text{IFFT\_3D}(\mathcal{F}_{\mathbf{z}_\tau}^{\text{low}} + \mathcal{F}_\epsilon^{\text{high}}), \quad (7)$$

where  $\text{FFT\_3D}$  is the 3D discrete fast Fourier transformation operating on spatiotemporal dimensions and  $\text{IFFT\_3D}$  is the inverse FFT operation.  $\mathcal{G}$  is the Gaussian low-pass filter parameterized by the normalized space-time stop frequency  $D_0$ . The modified noise  $\epsilon'$  containing the low-frequency information from the static video is then used for denoising.

By implementing FrameInit, our empirical analysis reveals a significant enhancement in the stabilization of generated videos, demonstrating improved video quality and consistency. FrameInit also enables our model with two additional applications: (1) autoregressive long video generation and (2) camera motion control. We showcase more results for each application in Section 5.5.

## 4. I2V-Bench

Existing video generation benchmarks such as UCF-101 (Soomro et al., 2012) and MSR-VTT (Xu et al., 2016) fall short in video resolution, diversity, and aesthetic appeal. To bridge this gap, we introduce the I2V-Bench evaluation dataset, featuring 2,950 high-quality YouTube videos curated based on strict resolution and aesthetic standards. We organized these videos into 16 distinct categories, such as Scenery, Sports, Animals, and Portraits. Further details are available in the Appendix.

**Evaluation Metrics** Following VBench (Huang et al., 2023b), our evaluation framework encompasses two key dimensions, each addressing distinct aspects of Image-to-Video (I2V) performance: (1) **Visual Quality** assesses the perceptual quality of the video output regardless of the input prompts. We measure the subject and background consistency, temporal flickering, motion smoothness and dynamic degree. (2) **Visual Consistency** evaluates the video’s adherence to the text prompt given by the user. We measure object consistency, scene consistency and overall video-text consistency. Further details can be found in the Appendix C.

## 5. Experiments

### 5.1. Implementation Details

We use Stable Diffusion 2.1-base (Rombach et al., 2022) as the base T2I model to initialize CONSISTI2V and train the model on the WebVid-10M (Bain et al., 2021) dataset, which contains  $\sim 10\text{M}$  video-text pairs. For each video, we sample 16 frames with a spatial resolution of  $256 \times 256$  and a frame interval between  $1 \leq v \leq 5$ , which is used as a conditional input to the model to enable FPS control. We use the first frame as the image input and learn to denoise the subsequent 15 frames during training. Our model is trained with the  $\epsilon$  objective over all U-Net parameters using a batch size of 192 and a learning rate of  $5e-5$  for 170k steps. During training, we randomly drop input text prompts with

Table 1. Quantitative evaluation results for CONSISTI2V. †: the statistics also include the data for training the base video generation model. **Bold**: best results (excluding AnimateAnything). Underline: top-2 (excluding AnimateAnything).

Method	#Data	UCF-101			MSR-VTT		Human Evaluation - Consistency	
		FVD ↓	IS ↑	FID ↓	FVD ↓	CLIPSIM ↑	Appearance ↑	Motion ↑
AnimateAnything	10M+20K†	642.64	63.87	10.00	218.10	0.2661	43.07%	20.26%
I2VGen-XL	35M	597.42	18.20	42.39	270.78	0.2541	1.79%	9.43%
DynamiCrafter	10M+10M†	404.50	41.97	32.35	219.31	0.2659	44.49%	31.10%
SEINE	25M+10M†	<u>306.49</u>	<u>54.02</u>	<u>26.00</u>	<u>152.63</u>	<b>0.2774</b>	<u>48.16%</u>	<u>36.76%</u>
CONSISTI2V	10M	<b>177.66</b>	<b>56.22</b>	<b>15.74</b>	<b>104.58</b>	<u>0.2674</u>	<b>53.62%</b>	<b>37.04%</b>

Table 2. Automatic evaluation results on I2V-Bench. Consist. denotes the consistency metrics. **Bold**: best results (excluding AnimateAnything). Underline: top-2 (excluding AnimateAnything).

Method	Temporal Flickering ↑	Motion Smoothness ↑	Dynamic Degree ↑	Background Consist. ↑	Subject Consist. ↑	Object Consist. ↑	Scene Consist. ↑	Overall Consist. ↑
AnimateAnything	99.08	99.23	3.69	98.50	97.90	32.56	27.18	18.74
I2VGen-XL	94.03	96.03	<u>57.88</u>	<u>94.52</u>	<u>89.36</u>	29.25	23.50	16.89
DynamiCrafter	93.81	95.89	<b>64.11</b>	<u>93.47</u>	<u>88.01</u>	<u>32.18</u>	23.93	18.68
SEINE	<u>96.08</u>	<b>97.92</b>	42.12	93.98	88.21	<b>35.43</b>	<b>27.68</b>	<b>20.21</b>
CONSISTI2V	<b>96.65</b>	<u>97.77</u>	37.48	<b>94.69</b>	<b>90.85</b>	32.06	<u>24.81</u>	<u>19.50</u>

a probability of 0.1 to enable classifier-free guidance (Ho & Salimans, 2022). During inference, we employ the DDIM sampler (Song et al., 2020) with 50 steps and classifier-free guidance with a guidance scale of  $w = 7.5$  to sample videos. We apply FrameInit with  $\tau = 850$  and  $D_0 = 0.25$  for inference noise initialization.

## 5.2. Quantitative Evaluation

**UCF-101 & MSR-VTT** We evaluate CONSISTI2V on two public datasets UCF-101 (Soomro et al., 2012) and MSR-VTT (Xu et al., 2016). We report Fréchet Video Distance (FVD) (Unterthiner et al., 2019) and Inception Score (IS) (Salimans et al., 2016) for video quality assessment, Fréchet Inception Distance (FID) (Heusel et al., 2017) for frame quality assessment and CLIP similarity (CLIPSIM) (Wu et al., 2021) for video-text alignment evaluation. We refer readers to Appendix B.2 for the implementation details of these metrics. We evaluate FVD, FID and IS on UCF-101 over 2048 videos and FVD and CLIPSIM on MSR-VTT’s test split (2990 samples). We focus on evaluating the I2V generation capability of our model: given a video clip from the evaluation dataset, we randomly sample a frame and use it along with the text prompt as the input to our model. All evaluations are performed in a zero-shot manner.

We compare CONSISTI2V against four open-sourced I2V generation models: I2VGen-XL (Zhang et al., 2023a), AnimateAnything (Dai et al., 2023), DynamiCrafter (Xing et al., 2023) and SEINE (Chen et al., 2023c). Quantitative evaluation results are shown in Table 1. We observe that while AnimateAnything achieves better IS and FID, its generated videos are mostly near static (see Figure 5 for visualiza-

tions), which severely limits the video quality (highest FVD of 642.64). Our model significantly outperforms the rest of the baseline models in all metrics, except for CLIPSIM on MSR-VTT, where the result is slightly lower than SEINE. We note that SEINE, initialized from LaVie (Wang et al., 2023d), benefited from a larger and superior-quality training dataset, including Vimeo25M, WebVid-10M, and additional private datasets. In contrast, CONSISTI2V is directly initialized from T2I models and only trained on WebVid-10M, showcasing our method’s effectiveness.

**I2V-Bench** We present the automatic evaluation results for CONSISTI2V and the baseline models in Table 5. Similar to previous findings, we observe that AnimateAnything achieves the best motion smoothness and appearance consistency among all models. However, it significantly falls short in generating videos with higher motion magnitude, registering a modest dynamic degree value of only 3.69 (visual results as shown in Figure 5). On the other hand, our model achieves a better balance between motion magnitude and video quality, outperforms all other baseline models excluding AnimateAnything in terms of motion quality (less flickering and better smoothness) and visual consistency (higher background/subject consistency) and achieves a competitive overall video-text consistency.

**Human Evaluation** To further validate the generation quality of our model, we conduct a human evaluation based on 548 samples from our CONSISTI2V and the baseline models. We randomly distribute a subset of samples to each participant, presenting them with the input image, text prompt, and all generated videos. Participants are then asked




Figure 5. Qualitative comparisons between DynamiCrafter, SEINE, AnimateAnything and our CONSISTI2V. Input first frames are generated by PixArt- $\alpha$  (Chen et al., 2023b) and SDXL (Podell et al., 2023).

to answer two questions: to identify the videos with the best overall appearance and motion consistency. Each question allows for one or more selections. We collect a total of 1061 responses from 13 participants and show the results in the right part of Table 1. As demonstrated by the results, our model ranked top in both metrics, achieving a comparable motion consistency with SEINE and a significantly higher appearance consistency than all other baseline models.

### 5.3. Qualitative Evaluation

We present a visual comparison of our model with DynamiCrafter, SEINE and AnimateAnything in Figure 5. We exclude I2VGen-XL in this section as its generated video cannot fully adhere to the visual details from the input first frame. As shown in the figure, current methods often struggle with maintaining appearance and motion consistency in video sequences. This can include (1) sudden changes in subject appearance mid-video, as demonstrated in the “ice cream” case for DynamiCrafter and SEINE; (2) Background inconsistency, as observed in DynamiCrafter’s “biking” case; (3) unnatural object movements, evident in the

“dog swimming” case (DynamiCrafter) and “tornado in a jar” case (SEINE) and (4) minimal or absent movement, as displayed in most of the generated videos by AnimateAnything. On the other hand, CONSISTI2V produces videos with subjects that consistently align with the input first frame. Additionally, our generated videos exhibit more natural and logical motion, avoiding abrupt changes and thereby ensuring improved appearance and motion consistency. More visual results of our model can be found in Appendix H.

### 5.4. Ablation Studies

To verify the effectiveness of our design choices, we conduct an ablation study on UCF-101 by iteratively disabling FrameInit, temporal first frame conditioning and spatial first frame conditioning. We follow the same experiment setups in Section 5.2 and show the results in Table 3.

**Effectiveness of FrameInit** According to the results, we find that applying FrameInit greatly enhances the model performance for all metrics. Our empirical observation suggests that FrameInit can stabilize the output video and reduce the

Table 3. Ablation study results for our proposed spatiotemporal first frame conditioning mechanisms and FrameInit on UCF-101. T.Cond. and S.Cond. correspond to temporal and spatial first frame conditioning, respectively.

	FVD ↓	IS ↑	FID ↓
CONSISTI2V	177.66	56.22	15.74
w/o FrameInit	245.79	42.21	24.08
w/o FrameInit & T.Cond.	224.16	42.98	24.04
w/o FrameInit & T.Cond & S.Cond.	704.48	21.97	68.39



Text Prompt: clown fish swimming through the coral reef.


Figure 6. Visual comparisons of our method after disabling FrameInit (F.I.), temporal conditioning (T.C.) and spatial conditioning (S.C.). We use the same seed to generate all videos.

abrupt appearance and motion changes. As shown in Figure 6, while our model can still generate reasonable results without enabling FrameInit, the output videos also suffer from a higher chance of rendering sudden object movements and blurry frames (last frame in the second row). This highlights the effectiveness of FrameInit in producing more natural motion and higher-quality frames.

**Spatiotemporal First Frame Conditioning** Our ablation results on UCF-101 (c.f. Table 3) reflects a significant performance boost after applying the proposed spatial and temporal first frame conditioning mechanisms to our model. Although removing temporal first frame conditioning leads to an overall better performance for the three quantitative metrics, in practice we find that only using spatial conditioning often results in jittering motion and larger object distortions, evident in the last two frames in the third row of Figure 6. When both spatial and temporal first frame conditioning is removed, our model loses the capability of maintaining the appearance of the input first frame.

### 5.5. More Applications

**Autoregressive Long Video Generation** While our image animation model provides native support for long video generation by reusing the last frame of the previous video



Text prompt: a penguin walking on the beach.



Text Prompt: time lapse at a fantasy landscape, 4k, high resolution.

Figure 7. Applications of CONSISTI2V. **Upper panel:** FrameInit enhances object consistency in long video generation. **Lower panel:** FrameInit enables training-free camera motion control.

to generate the subsequent video, we observe that directly using the model to generate long videos may lead to suboptimal results, as the artifacts in the previous video clip will often accumulate throughout the autoregressive generation process. We find that using FrameInit to guide the generation of each video chunk helps stabilize the autoregressive video generation process and results in a more consistent visual appearance throughout the video, as shown in Figure 7.

**Camera Motion Control** When adopting FrameInit for inference, instead of using the static first frame video as the input, we can alternatively create synthetic camera motions from the first frame and use it as the layout condition. For instance, camera panning can be simulated by creating spatial crops in the first frame starting from one side and gradually moving to the other side. As shown in Figure 7, by simply tweaking the FrameInit parameters to  $\tau = 750$  and  $D_0 = 0.5$  and using the synthetic camera motion as the layout guidance, we are able to achieve camera panning and zoom-in/zoom-out effects in the generated videos.

## 6. Conclusion

We presented CONSISTI2V, an I2V generation framework designed to improve the visual consistency of generated videos by integrating our novel spatiotemporal first frame conditioning and FrameInit layout guidance mechanisms. Our approach enables the generation of highly consistent videos and supports applications including autoregressive long video generation and camera motion control. We con-



ducted extensive automatic and human evaluations on various benchmarks, including our proposed I2V-Bench and demonstrated exceptional I2V generation results. For future work, we plan to refine our training paradigm and incorporate higher-quality training data to further scale up the capacity of our CONSISTI2V.

## Broader Impact

Conditional video synthesis aims at generating high-quality video with faithfulness to the given condition. It is a fundamental problem in computer vision and graphics, enabling diverse content creation and manipulation. Recent advances have shown great advances in generating aesthetical and high-resolution videos. However, the generated videos are still lacking coherence and consistency in terms of the subjects, background and style. Our work aims to address these issues and has shown promising improvement. However, our model also leads to slower motions in some cases. We believe this is still a long-standing issue that we would need to address before delivering it to the public.

## References

- An, J., Zhang, S., Yang, H., Gupta, S., Huang, J.-B., Luo, J., and Yin, X. Latent-shift: Latent diffusion with temporal shift for efficient text-to-video generation. *arXiv preprint arXiv:2304.08477*, 2023.
- Bain, M., Nagrani, A., Varol, G., and Zisserman, A. Frozen in time: A joint video and image encoder for end-to-end retrieval. In *Proceedings of the IEEE/CVF International Conference on Computer Vision*, pp. 1728–1738, 2021.
- Blattmann, A., Rombach, R., Ling, H., Dockhorn, T., Kim, S. W., Fidler, S., and Kreis, K. Align your latents: High-resolution video synthesis with latent diffusion models. In *Proceedings of the IEEE/CVF Conference on Computer Vision and Pattern Recognition*, pp. 22563–22575, 2023.
- Brooks, T., Hellsten, J., Aittala, M., Wang, T.-C., Aila, T., Lehtinen, J., Liu, M.-Y., Efros, A., and Karras, T. Generating long videos of dynamic scenes. *Advances in Neural Information Processing Systems*, 35:31769–31781, 2022.
- Caron, M., Touvron, H., Misra, I., Jégou, H., Mairal, J., Bojanowski, P., and Joulin, A. Emerging properties in self-supervised vision transformers. In *Proceedings of the IEEE/CVF international conference on computer vision*, pp. 9650–9660, 2021.
- Ceylan, D., Huang, C.-H. P., and Mitra, N. J. Pix2video: Video editing using image diffusion. In *Proceedings of the IEEE/CVF International Conference on Computer Vision*, pp. 23206–23217, 2023.
- Chen, H., Xia, M., He, Y., Zhang, Y., Cun, X., Yang, S., Xing, J., Liu, Y., Chen, Q., Wang, X., et al. Videocrafter1: Open diffusion models for high-quality video generation. *arXiv preprint arXiv:2310.19512*, 2023a.
- Chen, J., Yu, J., Ge, C., Yao, L., Xie, E., Wu, Y., Wang, Z., Kwok, J., Luo, P., Lu, H., et al. Pixart- $\alpha$ : Fast training of diffusion transformer for photorealistic text-to-image synthesis. *arXiv preprint arXiv:2310.00426*, 2023b.
- Chen, X., Wang, Y., Zhang, L., Zhuang, S., Ma, X., Yu, J., Wang, Y., Lin, D., Qiao, Y., and Liu, Z. Seine: Short-to-long video diffusion model for generative transition and prediction. *arXiv preprint arXiv:2310.20700*, 2023c.
- Dai, Z., Zhang, Z., Yao, Y., Qiu, B., Zhu, S., Qin, L., and Wang, W. Fine-grained open domain image animation with motion guidance. *arXiv preprint arXiv:2311.12886*, 2023.
- Fox, G., Tewari, A., Elgharib, M., and Theobalt, C. Stylevideogan: A temporal generative model using a pretrained stylegan. *arXiv preprint arXiv:2107.07224*, 2021.
- Ge, S., Hayes, T., Yang, H., Yin, X., Pang, G., Jacobs, D., Huang, J.-B., and Parikh, D. Long video generation with time-agnostic vqgan and time-sensitive transformer. In *European Conference on Computer Vision*, pp. 102–118. Springer, 2022.
- Ge, S., Nah, S., Liu, G., Poon, T., Tao, A., Catanzaro, B., Jacobs, D., Huang, J.-B., Liu, M.-Y., and Balaji, Y. Preserve your own correlation: A noise prior for video diffusion models. In *Proceedings of the IEEE/CVF International Conference on Computer Vision*, pp. 22930–22941, 2023.
- Geyer, M., Bar-Tal, O., Bagon, S., and Dekel, T. Tokenflow: Consistent diffusion features for consistent video editing. *arXiv preprint arXiv:2307.10373*, 2023.
- Girdhar, R., Singh, M., Brown, A., Duval, Q., Azadi, S., Rambhatla, S. S., Shah, A., Yin, X., Parikh, D., and Misra, I. Emu video: Factorizing text-to-video generation by explicit image conditioning. *arXiv preprint arXiv:2311.10709*, 2023.
- Guo, Y., Yang, C., Rao, A., Wang, Y., Qiao, Y., Lin, D., and Dai, B. Animatediff: Animate your personalized text-to-image diffusion models without specific tuning. *arXiv preprint arXiv:2307.04725*, 2023.
- He, Y., Yang, T., Zhang, Y., Shan, Y., and Chen, Q. Latent video diffusion models for high-fidelity video generation with arbitrary lengths. *arXiv preprint arXiv:2211.13221*, 2022.
- Heusel, M., Ramsauer, H., Unterthiner, T., Nessler, B., and Hochreiter, S. Gans trained by a two time-scale update

- rule converge to a local nash equilibrium. *Advances in neural information processing systems*, 30, 2017.
- Ho, J. and Salimans, T. Classifier-free diffusion guidance. *arXiv preprint arXiv:2207.12598*, 2022.
- Ho, J., Jain, A., and Abbeel, P. Denoising diffusion probabilistic models. *Advances in neural information processing systems*, 33:6840–6851, 2020.
- Ho, J., Chan, W., Saharia, C., Whang, J., Gao, R., Gritsenko, A., Kingma, D. P., Poole, B., Norouzi, M., Fleet, D. J., et al. Imagen video: High definition video generation with diffusion models. *arXiv preprint arXiv:2210.02303*, 2022a.
- Ho, J., Salimans, T., Gritsenko, A., Chan, W., Norouzi, M., and Fleet, D. J. Video diffusion models. *arXiv:2204.03458*, 2022b.
- Hong, W., Ding, M., Zheng, W., Liu, X., and Tang, J. Cogvideo: Large-scale pretraining for text-to-video generation via transformers. *arXiv preprint arXiv:2205.15868*, 2022.
- Huang, X., Zhang, Y., Ma, J., Tian, W., Feng, R., Zhang, Y., Li, Y., Guo, Y., and Zhang, L. Tag2text: Guiding vision-language model via image tagging. *arXiv preprint arXiv:2303.05657*, 2023a.
- Huang, Z., He, Y., Yu, J., Zhang, F., Si, C., Jiang, Y., Zhang, Y., Wu, T., Jin, Q., Chanpaisit, N., et al. Vbench: Comprehensive benchmark suite for video generative models. *arXiv preprint arXiv:2311.17982*, 2023b.
- Khachatryan, L., Movsisyan, A., Tadevosyan, V., Henschel, R., Wang, Z., Navasardyan, S., and Shi, H. Text2video-zero: Text-to-image diffusion models are zero-shot video generators. *arXiv preprint arXiv:2303.13439*, 2023.
- Kingma, D. P. and Welling, M. Auto-encoding variational bayes. *arXiv preprint arXiv:1312.6114*, 2013.
- Li, Z., Zhu, Z.-L., Han, L.-H., Hou, Q., Guo, C.-L., and Cheng, M.-M. Amt: All-pairs multi-field transforms for efficient frame interpolation. In *Proceedings of the IEEE/CVF Conference on Computer Vision and Pattern Recognition*, pp. 9801–9810, 2023.
- Lin, J., Gan, C., and Han, S. Tsm: Temporal shift module for efficient video understanding. In *Proceedings of the IEEE/CVF international conference on computer vision*, pp. 7083–7093, 2019.
- Lin, S., Liu, B., Li, J., and Yang, X. Common diffusion noise schedules and sample steps are flawed. In *Proceedings of the IEEE/CVF Winter Conference on Applications of Computer Vision*, pp. 5404–5411, 2024.
- Molad, E., Horwitz, E., Valevski, D., Acha, A. R., Matias, Y., Pritch, Y., Leviathan, Y., and Hoshen, Y. Dreamix: Video diffusion models are general video editors. *arXiv preprint arXiv:2302.01329*, 2023.
- Podell, D., English, Z., Lacey, K., Blattmann, A., Dockhorn, T., Müller, J., Penna, J., and Rombach, R. Sdxl: Improving latent diffusion models for high-resolution image synthesis. *arXiv preprint arXiv:2307.01952*, 2023.
- Qiu, H., Xia, M., Zhang, Y., He, Y., Wang, X., Shan, Y., and Liu, Z. Freenoise: Tuning-free longer video diffusion via noise rescheduling. *arXiv preprint arXiv:2310.15169*, 2023.
- Radford, A., Kim, J. W., Hallacy, C., Ramesh, A., Goh, G., Agarwal, S., Sastry, G., Askell, A., Mishkin, P., Clark, J., et al. Learning transferable visual models from natural language supervision. In *International conference on machine learning*, pp. 8748–8763. PMLR, 2021.
- Ramesh, A., Dhariwal, P., Nichol, A., Chu, C., and Chen, M. Hierarchical text-conditional image generation with clip latents. *arXiv preprint arXiv:2204.06125*, 1(2):3, 2022.
- Rombach, R., Blattmann, A., Lorenz, D., Esser, P., and Ommer, B. High-resolution image synthesis with latent diffusion models. In *Proceedings of the IEEE/CVF conference on computer vision and pattern recognition*, pp. 10684–10695, 2022.
- Ronneberger, O., Fischer, P., and Brox, T. U-net: Convolutional networks for biomedical image segmentation. In *Medical Image Computing and Computer-Assisted Intervention—MICCAI 2015: 18th International Conference, Munich, Germany, October 5-9, 2015, Proceedings, Part III 18*, pp. 234–241. Springer, 2015.
- Saharia, C., Chan, W., Saxena, S., Li, L., Whang, J., Denton, E. L., Ghasemipour, K., Gontijo Lopes, R., Karagol Ayan, B., Salimans, T., et al. Photorealistic text-to-image diffusion models with deep language understanding. *Advances in Neural Information Processing Systems*, 35: 36479–36494, 2022.
- Saito, M., Saito, S., Koyama, M., and Kobayashi, S. Train sparsely, generate densely: Memory-efficient unsupervised training of high-resolution temporal gan. *International Journal of Computer Vision*, 128(10-11):2586–2606, 2020.
- Salimans, T., Goodfellow, I., Zaremba, W., Cheung, V., Radford, A., and Chen, X. Improved techniques for training gans. *Advances in neural information processing systems*, 29, 2016.

- Singer, U., Polyak, A., Hayes, T., Yin, X., An, J., Zhang, S., Hu, Q., Yang, H., Ashual, O., Gafni, O., et al. Make-a-video: Text-to-video generation without text-video data. *arXiv preprint arXiv:2209.14792*, 2022.
- Skorokhodov, I., Tulyakov, S., and Elhoseiny, M. Stylegan-v: A continuous video generator with the price, image quality and perks of stylegan2. In *Proceedings of the IEEE/CVF Conference on Computer Vision and Pattern Recognition*, pp. 3626–3636, 2022.
- Sohl-Dickstein, J., Weiss, E., Maheswaranathan, N., and Ganguli, S. Deep unsupervised learning using nonequilibrium thermodynamics. In *International conference on machine learning*, pp. 2256–2265. PMLR, 2015.
- Song, J., Meng, C., and Ermon, S. Denoising diffusion implicit models. *arXiv preprint arXiv:2010.02502*, 2020.
- Soomro, K., Zamir, A. R., and Shah, M. Ucf101: A dataset of 101 human actions classes from videos in the wild. *arXiv preprint arXiv:1212.0402*, 2012.
- Su, J., Ahmed, M., Lu, Y., Pan, S., Bo, W., and Liu, Y. Roformer: Enhanced transformer with rotary position embedding. *Neurocomputing*, 568:127063, 2024.
- Teed, Z. and Deng, J. Raft: Recurrent all-pairs field transforms for optical flow. In *Computer Vision—ECCV 2020: 16th European Conference, Glasgow, UK, August 23–28, 2020, Proceedings, Part II 16*, pp. 402–419. Springer, 2020.
- Tian, Y., Ren, J., Chai, M., Olszewski, K., Peng, X., Metaxas, D. N., and Tulyakov, S. A good image generator is what you need for high-resolution video synthesis. *arXiv preprint arXiv:2104.15069*, 2021.
- Tran, D., Bourdev, L., Fergus, R., Torresani, L., and Paluri, M. Learning spatiotemporal features with 3d convolutional networks. In *Proceedings of the IEEE international conference on computer vision*, pp. 4489–4497, 2015.
- Unterthiner, T., van Steenkiste, S., Kurach, K., Marinier, R., Michalski, M., and Gelly, S. FVD: A new metric for video generation, 2019. URL <https://openreview.net/forum?id=rylgEULtdN>.
- Wang, J., Yuan, H., Chen, D., Zhang, Y., Wang, X., and Zhang, S. Modelscope text-to-video technical report. *arXiv preprint arXiv:2308.06571*, 2023a.
- Wang, W., Yang, H., Tuo, Z., He, H., Zhu, J., Fu, J., and Liu, J. Videofactory: Swap attention in spatiotemporal diffusions for text-to-video generation. *arXiv preprint arXiv:2305.10874*, 2023b.
- Wang, X., Yuan, H., Zhang, S., Chen, D., Wang, J., Zhang, Y., Shen, Y., Zhao, D., and Zhou, J. Videocomposer: Compositional video synthesis with motion controllability. *arXiv preprint arXiv:2306.02018*, 2023c.
- Wang, Y., Chen, X., Ma, X., Zhou, S., Huang, Z., Wang, Y., Yang, C., He, Y., Yu, J., Yang, P., et al. Lavie: High-quality video generation with cascaded latent diffusion models. *arXiv preprint arXiv:2309.15103*, 2023d.
- Wang, Y., He, Y., Li, Y., Li, K., Yu, J., Ma, X., Li, X., Chen, G., Chen, X., Wang, Y., et al. Internvid: A large-scale video-text dataset for multimodal understanding and generation. *arXiv preprint arXiv:2307.06942*, 2023e.
- Wu, B., Chuang, C.-Y., Wang, X., Jia, Y., Krishnakumar, K., Xiao, T., Liang, F., Yu, L., and Vajda, P. Fairy: Fast parallelized instruction-guided video-to-video synthesis. *arXiv preprint arXiv:2312.13834*, 2023a.
- Wu, C., Huang, L., Zhang, Q., Li, B., Ji, L., Yang, F., Sapiro, G., and Duan, N. Godiva: Generating open-domain videos from natural descriptions. *arXiv preprint arXiv:2104.14806*, 2021.
- Wu, J., Wang, J., Yang, Z., Gan, Z., Liu, Z., Yuan, J., and Wang, L. Grit: A generative region-to-text transformer for object understanding. *arXiv preprint arXiv:2212.00280*, 2022.
- Wu, J. Z., Ge, Y., Wang, X., Lei, S. W., Gu, Y., Shi, Y., Hsu, W., Shan, Y., Qie, X., and Shou, M. Z. Tune-a-video: One-shot tuning of image diffusion models for text-to-video generation. In *Proceedings of the IEEE/CVF International Conference on Computer Vision*, pp. 7623–7633, 2023b.
- Wu, T., Si, C., Jiang, Y., Huang, Z., and Liu, Z. Freeinit: Bridging initialization gap in video diffusion models. *arXiv preprint arXiv:2312.07537*, 2023c.
- Xing, J., Xia, M., Zhang, Y., Chen, H., Wang, X., Wong, T.-T., and Shan, Y. Dynamicrafter: Animating open-domain images with video diffusion priors. *arXiv preprint arXiv:2310.12190*, 2023.
- Xu, J., Mei, T., Yao, T., and Rui, Y. Msr-vtt: A large video description dataset for bridging video and language. In *Proceedings of the IEEE conference on computer vision and pattern recognition*, pp. 5288–5296, 2016.
- Zeng, Y., Wei, G., Zheng, J., Zou, J., Wei, Y., Zhang, Y., and Li, H. Make pixels dance: High-dynamic video generation. *arXiv preprint arXiv:2311.10982*, 2023.
- Zhang, D. J., Li, D., Le, H., Shou, M. Z., Xiong, C., and Sahoo, D. Moonshot: Towards controllable video generation and editing with multimodal conditions. *arXiv preprint arXiv:2401.01827*, 2024.

Zhang, S., Wang, J., Zhang, Y., Zhao, K., Yuan, H., Qin, Z., Wang, X., Zhao, D., and Zhou, J. I2vgen-xl: High-quality image-to-video synthesis via cascaded diffusion models. *arXiv preprint arXiv:2311.04145*, 2023a.

Zhang, Y., Wei, Y., Jiang, D., Zhang, X., Zuo, W., and Tian, Q. Controlvideo: Training-free controllable text-to-video generation. *arXiv preprint arXiv:2305.13077*, 2023b.

Zhou, D., Wang, W., Yan, H., Lv, W., Zhu, Y., and Feng, J. Magicvideo: Efficient video generation with latent diffusion models. *arXiv preprint arXiv:2211.11018*, 2022.

## Appendix

### A. Additional Implementation Details

#### A.1. Model Architecture

**U-Net Temporal Layers** The temporal layers of our CONSISTI2V share the same architecture as their spatial counterparts. For temporal convolution blocks, we create residual blocks containing two temporal convolution layers with a kernel size of  $(3, 1, 1)$  along the temporal and spatial height and width dimensions. Our temporal attention blocks contain one temporal self-attention layer and one cross-attention layer that operates between temporal features and encoded text prompts. Following Blattmann et al. (2023), we also add a learnable weighing factor  $\gamma$  in each temporal layer to combine the spatial and temporal outputs:

$$\mathbf{z}_{\text{out}} = \gamma \mathbf{z}_{\text{spatial}} + (1 - \gamma) \mathbf{z}_{\text{temporal}}, \gamma \in [0, 1], \quad (8)$$

where  $\mathbf{z}_{\text{spatial}}$  denotes the output of the spatial layers (and thus the input to the temporal layers) and  $\mathbf{z}_{\text{temporal}}$  represents the output of the temporal layers. We initialize all  $\gamma = 1$  such that the temporal layers do not have any effects at the beginning of the training.

**Correlated Noise Initialization** Existing I2V generation models (Xing et al., 2023; Zhang et al., 2023a; Zeng et al., 2023) often initialize the noise for each frame as i.i.d. Gaussian noises and ignore the correlation between consecutive frames. To effectively leverage the prior information that nearby frames in a video often share similar visual appearances, we employ the *mixed* noise prior from PYoCo (Ge et al., 2023) for noise initialization:

$$\epsilon_{\text{shared}} \sim \mathcal{N}(\mathbf{0}, \frac{\alpha^2}{1 + \alpha^2} \mathbf{I}), \epsilon_{\text{ind}}^i \sim \mathcal{N}(\mathbf{0}, \frac{1}{1 + \alpha^2} \mathbf{I}), \quad (9)$$

$$\epsilon^i = \epsilon_{\text{shared}} + \epsilon_{\text{ind}}^i, \quad (10)$$

where  $\epsilon^i$  represents the noise of the  $i^{\text{th}}$  frame, which consists of a shared noise  $\epsilon_{\text{shared}}$  that has the same value across all frames and an independent noise  $\epsilon_{\text{ind}}^i$  that is different for each frame.  $\alpha$  controls the strength of the shared and the independent component of the noise and we empirically set  $\alpha = 1.5$  in our experiments. We observed that this correlated noise initialization helps stabilize the training, prevents exploding gradients and leads to faster convergence.

**Positional Embeddings in Temporal Attention Layers** We follow Wang et al. (2023d) and incorporate the rotary positional embeddings (RoPE) (Su et al., 2024) in the temporal attention layers of our model to indicate frame position information. To adapt RoPE embedding to our temporal first frame conditioning method as described in Section 3.4, given query vector of a certain frame at spatial position  $(h, w)$ , we rotate the key/value tokens in  $\tilde{z}_h^1$  using the same angle as the first frame features at  $(h, w)$  to indicate that this window of features also comes from the first frame.

**FPS Control** We follow Xing et al. (2023) to use the sampling frame interval during training as a conditional signal to the model to enable FPS conditioning. Given a training video, we sample 16 frames by randomly choosing a frame interval  $v$  between 1 and 5. We then input this frame interval value into the model by using the same method of encoding timestep embeddings: the integer frame interval value is first transformed into sinusoidal embeddings and then passed through two linear layers, resulting in a vector embedding that has the same dimension as the timestep embeddings. We then add the frame interval embedding and timestep embedding together and send the combined embedding to the U-Net blocks. We zero-initialize the second linear layer for the frame interval embeddings such that at the beginning of the training, the frame interval embedding is a zero vector.

#### A.2. Training Paradigms

Existing I2V generation models (Xing et al., 2023; Zeng et al., 2023; Zhang et al., 2023a; 2024) often employ joint video-image training (Ho et al., 2022b) that trains the model on video-text and image-text data in an interleaving fashion, or apply multi-stage training strategies that iteratively pretrain different model components using different types of data. Our model introduces two benefits over prior methods: (1) the explicit conditioning mechanism in the spatial and temporal self-attention layers effectively utilizes the visual cues from the first frame to render subsequent frames, thus reducing the difficulty of generating high-quality frames for the video diffusion model. (2) We directly employ the LDM VAE features as the conditional signal, avoiding training additional adaptor layers for other feature modalities (e.g. CLIP (Radford et al.,

2021) image embeddings), which are often trained in separate stages by other methods. As a result, we train our model with a single video-text dataset in one stage, where we finetune all the parameters during training.

## B. Model Evaluation Details

### B.1. Datasets

**UCF-101** (Soomro et al., 2012) is a human action recognition dataset consisting of 13K videos divided into 101 action categories. During the evaluation, we sample 2048 videos from the dataset based on the categorical distribution of the labels in the dataset. As the dataset only contains a label name for each category instead of descriptive captions, we employ the text prompts from PYoCo (Ge et al., 2023) for UCF-101 evaluation. The text prompts are listed below:

*applying eye makeup, applying lipstick, archery, baby crawling, gymnast performing on a balance beam, band marching, baseball pitcher throwing baseball, a basketball player shooting basketball, dunking basketball in a basketball match, bench press, biking, billiards, blow dry hair, blowing candles, body weight squats, a person bowling on bowling alley, boxing punching bag, boxing speed bag, swimmer doing breast stroke, brushing teeth, clean and jerk, cliff diving, bowling in cricket gameplay, batting in cricket gameplay, cutting in kitchen, diver diving into a swimming pool from a springboard, drumming, two fencers have fencing match indoors, field hockey match, gymnast performing on the floor, group of people playing frisbee on the playground, swimmer doing front crawl, golfer swings and strikes the ball, haircutting, a person hammering a nail, an athlete performing the hammer throw, an athlete doing handstand push up, an athlete doing handstand walking, massagist doing head massage to man, an athlete doing high jump, horse race, person riding a horse, a woman doing hula hoop, ice dancing, athlete practicing javelin throw, a person juggling with balls, a young person doing jumping jacks, a person skipping with jump rope, a person kayaking in rapid water, knitting, an athlete doing long jump, a person doing lunges with barbell, military parade, mixing in the kitchen, mopping floor, a person practicing nunchuck, gymnast performing on parallel bars, a person tossing pizza dough, a musician playing the cello in a room, a musician playing the daf, a musician playing the indian dhol, a musician playing the flute, a musician playing the guitar, a musician playing the piano, a musician playing the sitar, a musician playing the tabla, a musician playing the violin, an athlete jumps over the bar, gymnast performing pommel horse exercise, a person doing pull ups on bar, boxing match, push ups, group of people rafting on fast moving river, rock climbing indoor, rope climbing, several people rowing a boat on the river, couple salsa dancing, young man shaving beard with razor, an athlete practicing shot put throw, a teenager skateboarding, skier skiing down, jet ski on the water, sky diving, soccer player juggling football, soccer player doing penalty kick in a soccer match, gymnast performing on still rings, sumo wrestling, surfing, kids swing at the park, a person playing table tennis, a person doing TaiChi, a person playing tennis, an athlete practicing discus throw, trampoline jumping, typing on computer keyboard, a gymnast performing on the uneven bars, people playing volleyball, walking with dog, a person doing pushups on the wall, a person writing on the blackboard, a kid playing Yo-Yo.*

**MSR-VTT** (Xu et al., 2016) is an open-domain video retrieval and captioning dataset containing 10K videos, with 20 captions for each video. The standard splits for MSR-VTT include 6,513 training videos, 497 validation videos and 2,990 test videos. We use the official test split in the experiment and randomly select a text prompt for each video during evaluation.

### B.2. Evaluation Metrics

**Fréchet Video Distance (FVD)** FVD measures the similarity between generated and real videos. We follow Blattmann et al. (2023) to use a pretrained I3D model<sup>2</sup> to extract features from the videos and use the official UCF FVD evaluation code<sup>3</sup> from Ge et al. (2022) to compute FVD statistics.

**Fréchet Inception Distance (FID)** We use a pretrained Inception model<sup>4</sup> to extract per-frame features from the generated and real videos to compute FID. Our evaluation code is similar to the evaluation script<sup>5</sup> provided by Brooks et al. (2022).

<sup>2</sup>[https://github.com/songweige/TATS/blob/main/tats/fvd/i3d\\_pretrained\\_400.pt](https://github.com/songweige/TATS/blob/main/tats/fvd/i3d_pretrained_400.pt)

<sup>3</sup><https://github.com/pfnet-research/tgan2>

<sup>4</sup><https://api.ngc.nvidia.com/v2/models/nvidia/research/stylegan3/versions/1/files/metrics/inception-2015-12-05.pkl>

<sup>5</sup><https://github.com/NVlabs/long-video-gan/tree/main>

**Inception Score (IS)** We compute a video version of the Inception Score following previous works (Blattmann et al., 2023; Saito et al., 2020), where the video features used in IS are computed from a C3D model (Tran et al., 2015) pretrained on UCF-101. We use the TorchScript C3D model<sup>6</sup> and employ the evaluation code<sup>7</sup> from (Skorokhodov et al., 2022).

**CLIP Similarity (CLIPSIM)** Our CLIPSIM metrics are computed using TorchMetrics. We use the CLIP-VIT-B/32 model (Radford et al., 2021) to compute the CLIP similarity for all frames in the generated videos and report the averaged results.

## C. I2V-Bench Evaluation Metrics

We make use of the metrics provided by VBench (Huang et al., 2023b) in the I2V-Bench evaluation process.

**Background Consistency** We measure the temporal consistency of the background scenes by computing the CLIP (Radford et al., 2021) feature similarity across frames.

**Subject Consistency** We measure the subject consistency by calculating the DINO (Caron et al., 2021) feature similarity across frames.

**Temporal Flickering** We calculate the average absolute difference between each frame.

**Motion Smoothness** We adapt AMT (Li et al., 2023) to evaluate the level of smoothness in the generated motions.

**Dynamic Degree** We adapt RAFT (Teed & Deng, 2020) to estimate the degree of dynamics in the video.

**Object Consistency** We medially select 100 videos separately from the Pet, Vehicle, Animal, and Food categories in the I2V-Bench validation dataset. We further annotate the related objects based on the reference videos and use GRiT (Wu et al., 2022) to assess the success rate of generating the stated objects matching the reference videos.

**Scene Consistency** We select 100 videos from the Scenery-Nature and Scenery-City categories in the I2V-Bench validation dataset. We further annotate the related scenes based on the reference videos and apply Tag2Text (Huang et al., 2023a) to caption the generated videos and detect whether the scenes, in the reference videos, exist in them.

**Overall Video-text Consistency** We adopt the overall video-text consistency computed by ViCLIP (Wang et al., 2023e) to reflect the semantics consistency of the manually annotated captions of I2V-Bench and the generated videos.

## D. Human Evaluation Details

We show our designed human evaluation interface in Figure 8. We collect 274 prompts and use Pixart- $\alpha$  (Chen et al., 2023b) and SDXL (Podell et al., 2023) to generate 548 images as the input first frame. We then generate a video for each input image using the four baseline models I2VGen-XL (Zhang et al., 2023a), DynamiCrafter (Xing et al., 2023), SEINE (Chen et al., 2023c) and AnimateAnything (Dai et al., 2023), as well as our CONSISTI2V. To ensure a fair comparison, we resize and crop all the generated videos to  $256 \times 256$  and truncate all videos to 16 frames, 2 seconds (8 FPS). We then randomly shuffle the order of these 548 samples for each participant and let them answer the two questions regarding rating the appearance and motion consistency of the videos for a subset of samples.

## E. Limitations

Our current method has several limitations: (1) our training dataset WebVid-10M (Bain et al., 2021) predominantly comprises low-resolution videos, and a consistent feature across this dataset is the presence of a watermark, located at a fixed position in all the videos. As a result, our generated videos will also have a high chance of getting corrupted by the watermark, and we currently only support generating videos at a relatively low resolution. (2) While our proposed FrameInit enhances the

<sup>6</sup>[https://www.dropbox.com/s/jxpu7avzdc9n97q/c3d\\_ucf101.pt?dl=1](https://www.dropbox.com/s/jxpu7avzdc9n97q/c3d_ucf101.pt?dl=1)

<sup>7</sup><https://github.com/universome/stylegan-v/tree/master>

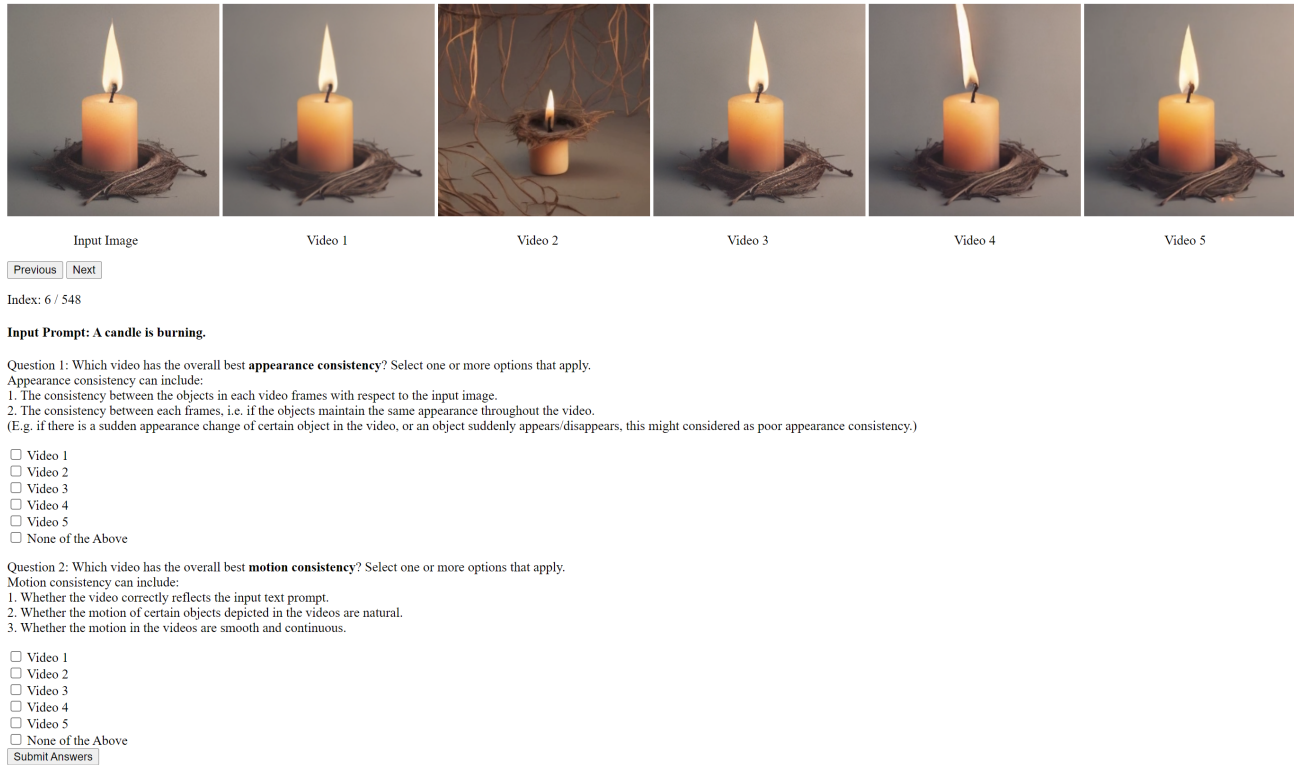


Figure 8. Interface of our human evaluation experiment.

stability of the generated videos, we also observe that our model sometimes creates videos with limited motion magnitude, thereby restricting the subject movements in the video content. (3) Our spatial first frame conditioning method requires tuning the spatial U-Net layers during training, which limits the ability of our model to directly adapt to personalized T2I generation models and increases the training costs. (4) Our model shares some other common limitations with the base T2I generation model Stable Diffusion (Rombach et al., 2022), such as not being able to correctly render human faces and legible text.

## F. I2V-Bench Statistics

Table 4. I2V-Bench Statistics

Category	Count	Category	Count
Portrait	663	Animation-Static	120
Scenery-Nature	500	Music	63
Pet	393	Game	61
Food	269	Animal	55
Animation-Hard	187	Industry	44
Science	180	Painting	40
Sports	149	Others	40
Scenery-City	138	Vehicle	30
Drama	19	<b>Total</b>	<b>2951</b>



Table 5. Experimental results for T2V generation on MSR-VTT.

Method	#data	#params	CLIPSIM ( $\uparrow$ )	FVD ( $\downarrow$ )
CogVideo (EN) (Hong et al., 2022)	5.4M	15.5B	0.2631	1294
MagicVideo (Zhou et al., 2022)	10M	-	-	1290
LVDM (He et al., 2022)	2M	1.2B	0.2381	742
VideoLDM (Blattmann et al., 2023)	10M	4.2B	0.2929	-
InternVid (Wang et al., 2023e)	28M	-	0.2951	-
ModelScope (Wang et al., 2023a)	10M	1.7B	0.2939	550
Make-A-Video (Singer et al., 2022)	20M	9.7B	0.3049	-
Latent-Shift (An et al., 2023)	10M	1.5B	0.2773	-
VideoFactory (Wang et al., 2023b)	-	2.0B	0.3005	-
PixelDance (Zeng et al., 2023)	10M	1.5B	0.3125	381
CONSISTI2V	10M	1.7B	0.2968	428

### G. Additional Quantitative Results

To compare against more closed-sourced I2V methods and previous T2V methods, we conduct an additional quantitative experiment following PixelDance (Zeng et al., 2023) and evaluate our model’s ability as a generic T2V generator by using Stable Diffusion 2.1-base (Rombach et al., 2022) to generate the first frame conditioned on the input text prompt. We employ the test split of MSR-VTT (Xu et al., 2016) and evaluate FVD and CLIPSIM for this experiment. As shown in Table 5, our method is on par with previous art in T2V generation and achieves a second-best FVD result of 428 and a comparable CLIPSIM of 0.2968. These results indicate our model’s capability of handling diverse video generation tasks.

### H. I2V-Bench Results

We showcase more I2V generation results for CONSISTI2V in Figure 9 and Figure 10.

Table 6. Appendix: Results of I2V-Bench for Background Consistency. S-N, S-C, A-H and A-S respectively represent Scenery-Nature, Scenery-City, Animation-Hard and Animation-Static.

Category	I2VGen-XL	AnimateAnything	DynamiCrafter	SEINE	CONSISTI2V
Portrait	94.04	98.42	92.61	94.07	93.38
S-N	95.26	98.64	93.74	95.45	95.60
Pet	91.78	97.92	92.32	91.59	94.26
Food	97.28	98.97	96.13	96.89	96.97
A-H	94.32	98.68	93.63	89.03	93.29
Science	95.65	98.67	92.63	94.44	95.20
Sports	92.98	98.88	93.11	94.93	94.26
S-C	94.02	98.47	93.05	94.26	94.50
A-S	96.83	98.82	95.10	95.39	96.43
Music	93.20	97.62	93.12	93.34	94.33
Game	92.52	97.66	92.81	88.34	93.20
Animal	96.64	98.14	95.64	96.14	95.86
Industry	97.36	98.93	95.81	97.26	96.27
Painting	95.31	98.36	93.18	91.82	94.87
Others	95.59	98.86	94.96	94.74	93.75
Vehicle	95.16	98.77	94.83	95.50	96.23
Drama	94.32	98.90	91.63	92.97	93.95
All	94.52	98.50	93.47	93.98	94.69

Table 7. Appendix: Results of I2V-Bench for Subject Consistency. S-N, S-C, A-H and A-S respectively represent Scenery-Nature, Scenery-City, Animation-Hard and Animation-Static.

Category	I2VGen-XL	AnimateAnything	DynamiCrafter	SEINE	CONSISTI2V
Portrait	89.97	97.92	87.50	89.00	89.07
S-N	90.94	98.06	88.72	91.34	92.65
Pet	80.92	97.05	83.80	80.79	89.11
Food	95.19	98.46	92.93	94.27	95.03
A-H	86.28	97.67	87.19	78.55	86.34
Science	90.97	98.31	85.62	87.64	91.29
Sports	89.22	98.91	89.63	93.59	92.57
S-C	89.62	98.12	88.36	90.85	91.30
A-S	92.57	97.97	89.12	90.06	92.64
Music	88.99	95.86	90.06	90.12	93.17
Game	86.60	96.78	87.25	78.14	88.61
Animal	93.27	97.21	90.74	91.08	91.82
Industry	95.84	99.05	91.42	95.56	94.37
Painting	89.62	98.15	86.97	81.15	91.25
Others	90.98	98.27	89.88	87.03	86.23
Vehicle	90.08	98.28	91.38	90.36	92.86
Drama	91.09	98.65	85.56	87.57	89.62
All	89.36	97.90	88.01	88.21	90.85

Table 8. Appendix: Results of I2V-Bench for Temporal Flickering. S-N, S-C, A-H and A-S respectively represent Scenery-Nature, Scenery-City, Animation-Hard and Animation-Static.

Category	I2VGen-XL	AnimateAnything	DynamiCrafter	SEINE	CONSISTI2V
Portrait	94.89	99.25	93.85	96.78	97.17
S-N	94.58	99.07	94.54	96.67	96.86
Pet	90.98	98.90	92.24	93.89	95.88
Food	95.39	98.74	95.36	96.45	96.12
A-H	93.22	99.26	93.90	95.11	96.18
Science	94.71	99.41	91.78	96.79	97.56
Sports	91.71	98.97	92.66	95.37	95.34
S-C	93.16	99.00	93.82	95.89	96.69
A-S	95.09	98.90	94.45	96.19	96.63
Music	92.78	99.15	93.80	95.96	96.05
Game	93.87	99.26	93.24	96.46	97.88
Animal	96.66	98.83	96.56	97.24	96.51
Industry	96.53	99.13	95.39	97.35	96.90
Painting	95.36	99.12	94.11	95.89	97.07
Others	96.23	99.39	94.97	96.96	97.84
Vehicle	95.23	99.28	95.51	96.60	97.25
Drama	94.48	98.92	91.70	95.81	95.88
All	94.03	99.08	93.81	96.08	96.65

Table 9. Appendix: Results of I2V-Bench for Motion Smoothness. S-N, S-C, A-H and A-S respectively represent Scenery-Nature, Scenery-City, Animation-Hard and Animation-Static.

Category	I2VGen-XL	AnimateAnything	DynamiCrafter	SEINE	CONSISTI2V
Portrait	96.73	99.36	95.83	98.31	98.17
S-N	96.44	99.22	96.49	98.14	97.84
Pet	93.54	99.09	94.48	97.13	97.39
Food	97.30	98.97	96.97	98.03	97.28
A-H	95.03	99.34	95.88	97.06	97.54
Science	96.42	99.49	95.31	98.25	98.37
Sports	95.07	99.15	95.62	97.91	97.23
S-C	95.30	99.18	95.86	97.89	97.64
A-S	96.66	99.09	96.01	97.68	97.77
Music	95.20	99.27	95.96	98.22	97.21
Game	96.00	99.35	95.56	97.82	98.59
Animal	97.92	99.04	97.53	98.22	97.48
Industry	97.96	99.25	96.81	98.45	97.84
Painting	96.58	99.24	95.60	97.28	97.77
Others	97.46	99.47	96.68	98.34	98.50
Vehicle	96.91	99.37	96.95	98.21	98.20
Drama	97.15	99.08	94.82	97.88	97.11
All	96.03	99.23	95.89	97.92	97.77

Table 10. Appendix: Results of I2V-Bench for object consistency.

Category	I2VGen-XL	AnimateAnything	DynamiCrafter	SEINE	CONSISTI2V
Pet	65.00	73.50	71.75	82.25	76.00
Food	0.00	0.25	0.00	0.00	1.00
Animal	25.00	28.00	24.25	28.00	25.50
Vehicle	27.00	28.50	32.75	31.50	25.75
All	29.25	32.56	32.18	35.43	32.06

Table 11. Appendix: Results of I2V-Bench for scene consistency. S-N and S-C respectively represent Scenery-Nature and Scenery-City

Category	I2VGen-XL	AnimateAnything	DynamiCrafter	SEINE	CONSISTI2V
S-N	33.70	18.49	34.80	37.50	33.45
S-C	12.88	35.53	12.62	17.47	15.81
All	23.50	27.18	23.93	27.68	24.81

Table 12. Appendix: Results of I2V-Bench for Dynamic Degree. S-N, S-C, A-H and A-S respectively represent Scenery-Nature, Scenery-City, Animation-Hard and Animation-Static.

Category	I2VGen-XL	AnimateAnything	DynamiCrafter	SEINE	CONSISTI2V
Portrait	57.01	3.47	62.90	35.44	35.14
S-N	50.60	2.00	56.80	27.20	26.80
Pet	92.88	6.62	92.62	85.24	61.32
Food	36.06	6.32	50.93	29.37	28.25
A-H	63.64	6.42	60.96	63.10	56.15
Science	47.78	0.00	69.44	37.78	34.44
Sports	87.25	2.01	93.29	46.98	57.05
S-C	50.00	2.17	55.07	29.71	23.91
A-S	28.33	0.00	37.50	26.67	20.83
Music	65.08	9.52	69.84	38.10	46.03
Game	70.49	8.20	67.21	49.18	24.59
Animal	40.00	3.64	34.55	23.64	27.27
Industry	22.73	0.00	47.73	15.91	22.73
Painting	52.50	2.50	57.50	45.00	37.50
Others	32.50	2.50	40.00	35.00	17.50
Vehicle	53.33	0.00	50.00	43.33	43.33
Drama	57.89	0.00	63.16	52.63	42.11
All	57.88	3.69	64.11	42.12	37.48

Table 13. Appendix: Results of I2V-Bench for Text-Video Overall Consistency. S-N, S-C, A-H and A-S respectively represent Scenery-Nature, Scenery-City, Animation-Hard and Animation-Static.

Category	I2VGen-XL	AnimateAnything	DynamiCrafter	SEINE	CONSISTI2V
Portrait	15.50	17.68	17.95	19.27	18.64
S-N	17.51	18.51	18.12	19.70	19.14
Pet	20.23	23.10	22.94	24.12	23.29
Food	19.80	21.26	21.35	21.98	21.57
A-H	11.23	12.82	12.79	17.61	15.26
Science	17.26	18.80	18.48	19.60	19.59
Sports	20.11	21.92	22.52	22.59	21.69
S-C	15.85	17.16	17.21	18.38	18.23
A-S	13.63	14.91	15.32	16.20	15.49
Music	18.69	21.89	21.63	23.71	24.14
Game	12.63	15.35	13.27	18.53	15.63
Animal	18.20	19.50	19.06	19.78	19.62
Industry	17.38	19.51	19.55	19.81	19.90
Painting	10.66	13.72	13.26	17.67	15.48
Others	14.66	17.63	18.01	19.13	19.64
Vehicle	17.98	19.00	18.97	19.53	19.08
Drama	12.01	13.13	11.52	16.46	14.81
All	16.89	18.74	18.68	20.21	19.50

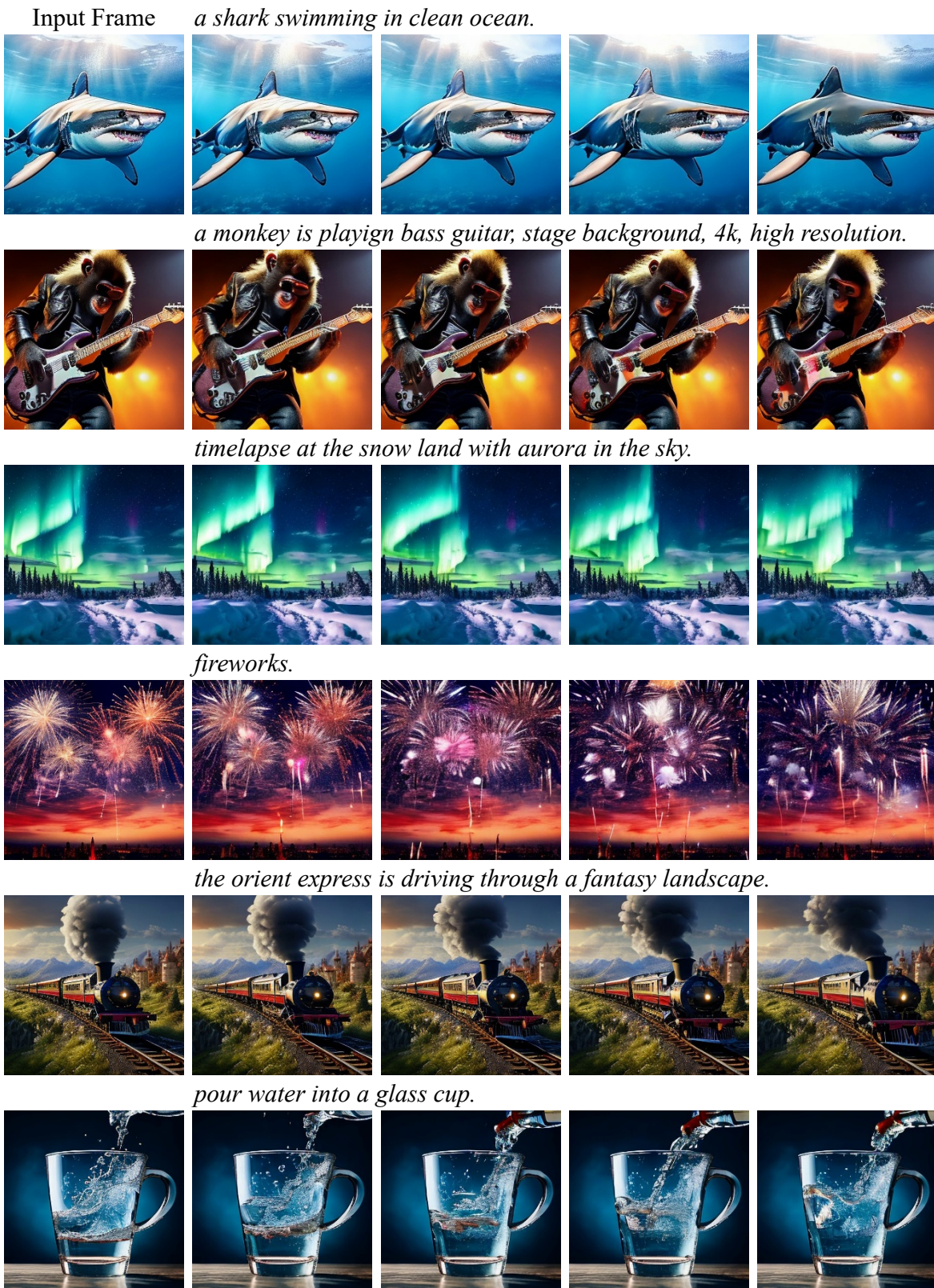


Figure 9. Additional I2V generation results for CONSISTI2V.

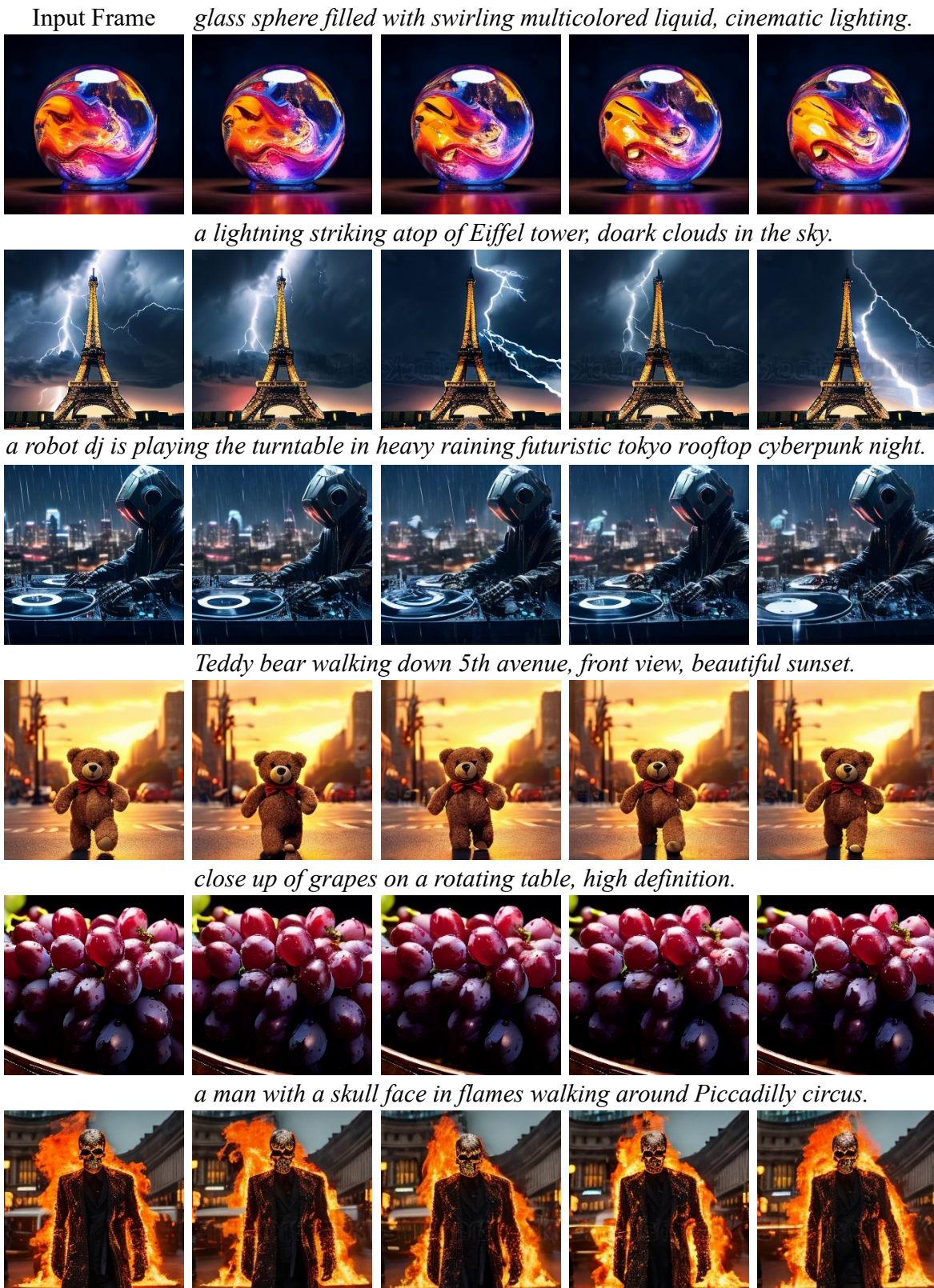


Figure 10. Additional I2V generation results for CONSISTI2V.