

# CogCoM: Train Large Vision-Language Models Diving into Details through Chain of Manipulations

Ji Qi<sup>1‡</sup> Ming Ding<sup>2</sup> Weihan Wang<sup>1‡</sup> Yushi Bai<sup>1‡</sup> Qingsong Lv<sup>2</sup> Wenyi Hong<sup>1‡</sup>  
Bin Xu<sup>1</sup> Lei Hou<sup>1</sup> Juanzi Li<sup>1</sup> Yuxiao Dong<sup>1</sup> Jie Tang<sup>1</sup>

qj20@mails.tsinghua.edu.cn, ming.ding@zhipuai.cn

## Abstract

Vision-Language Models (VLMs) have demonstrated their widespread viability thanks to extensive training in aligning visual instructions to answers. However, this conclusive alignment leads models to ignore critical visual reasoning, and further result in failures on meticulous visual problems and unfaithful responses. In this paper, we propose **Chain of Manipulations**, a mechanism that enables VLMs to solve problems with a series of manipulations, where each manipulation refers to an operation on the visual input, either from intrinsic abilities (*e.g.*, *grounding*) acquired through prior training or from imitating human-like behaviors (*e.g.*, *zoom in*). This mechanism encourages VLMs to generate faithful responses with evidential visual reasoning, and permits users to trace error causes in the interpretable paths. We thus train **CogCoM**, a general 17B VLM with a memory-based compatible architecture endowed this reasoning mechanism. Experiments show that our model achieves the state-of-the-art performance across 8 benchmarks from 3 categories, and a limited number of training steps with the data swiftly gains a competitive performance. The code and data are publicly available at [this url](#).

## 1. Introduction

Benefiting from the advantage of Large Language Models (LLMs) in broad world knowledge, large Vision Language Models (VLMs) (Alayrac et al., 2022; Wang et al., 2023b) that are further trained to understand vision have demonstrated viabilities on broad scenarios, such as visual question answering (Liu et al., 2023b), visual grounding (Peng et al., 2023), optical character recognition (Zhang et al., 2023b).

<sup>1</sup>Tsinghua University <sup>2</sup>Zhipu AI <sup>‡</sup>Done as intern at Zhipu AI. Correspondence to: Bin Xu <xubin@tsinghua.edu.cn>, Jie Tang <jietang@tsinghua.edu.cn>.

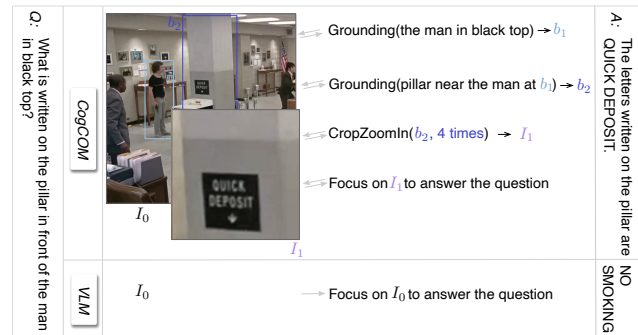


Figure 1. In comparison with existing vision-language models, CogCoM performs the multiple steps of evidential reasoning with chain of manipulations (CoM) to achieve the final answer.

The research employing VLMs as foundation models (Bai et al., 2023; Sun et al., 2023b; Wang et al., 2023b) usually involves two main stages of training, where the first stage cultivates intrinsic visual understanding through exposure to massive image-caption pairs, and the second stage endows the models with problem-solving capabilities through an instruction tuning. Some other studies (Dai et al., 2023; Chen et al., 2023b; Zhang et al., 2023b) directly perform the second stage for the applicable scenes.

However, existing tuning methods train models to respond to instructions with conclusive linguistic answers upon visual inputs, which leads models to ignore the essential visual reasoning and further results in failures in meticulous visual problems, unfaithful responses, and even hallucinations. For example in Figure 1, we test the top performing model CogVLM (Wang et al., 2023b) about the details in the image (*i.e.*, *texts written on pillar*), and it directly gives an incorrect answer (*i.e.*, *NO SMOKING*), most likely from bias to visual or linguistic priors (*i.e.*, *typical scenes with pillar in office*). The absence of this evidential reasoning with visual evidence leads to a rash response (Hwang et al., 2023).

Humans solve the meticulous visual problems by marking or processing the given images for convenience and rigor,

which we refer to as manipulations. For example, we may find targets by sequentially locating references, and concentrate on subtle details by zooming in a corresponding region. Most of the VLMs have developed numerous intrinsic multi-modal capabilities (*e.g.*, grounding boxes, recognizing texts) during the first stage of training. By further imitating the foundational human-like behaviours (*e.g.*, cropping, zoom in), models have the potential to perform evidential visual reasoning for solving problems.

There are two major challenges that prevent us from training models with this mechanism. First, it is crucial to effectively produce abundant training data with the evidential visual reasoning paths from existing linguistic instruction-answer pairs. Second, it is difficult to build a general mechanism with various manipulations, to train VLMs of dedicated architectures while preserving their preset capabilities.

In this paper, we propose **Chain of Manipulations (CoM)**, a general mechanism that enables VLMs to perform evidential visual reasoning with a series of manipulations, where each manipulation is applied to the visual input to acquire different types of visual contents (*e.g.*, boxes, texts, images). We first construct an automatic data production framework based on existing image-question-answer corpus. A linguistic annotator<sup>1</sup> who is granted to utilize a set of manipulations is engaged to provide reasoning steps for a given question, and fundamental visual tools are further employed to acquire the corresponding returns requested by the manipulations. A traversal on the tree branched by possible returns of the manipulations is then performed, to obtain the final feasible paths that lead to the correct answer by the last manipulation returns. Based on the produced data, we present **CogCoM**, a 17B VLM trained with a memory-based compatible architecture and a fusion of four categories of data, to develop the general and reasoning multimodal capabilities. The model performs reasoning by actively adopting multiple manipulations to acquire visual contents (*e.g.*, referential regions  $bbx_1, bbx_2$ , and new image  $img_1$ ), and finally achieves the conclusive answer. In addition, due to the lack of evaluation resources, we further introduce a testbed with meticulous visual problems involving reasoning paths, and a keypoints-aware metric to investigate the correctness of the final answer as well as the solving process.

We conduct extensive experiments on 8 benchmarks from 3 categories of capabilities, including detailed visual question answering with TextVQA (Singh et al., 2019), ST-VQA (Biten et al., 2019), TallyVQA (Acharya et al., 2019), and GQA (Hudson & Manning, 2019), visual grounding with RefCOCO (Yu et al., 2016), RefCOCO+(Yu et al., 2016), and RefCOCOg (Mao et al., 2016), and the hallucination validation with POPE (Li et al., 2023d), and also a

<sup>1</sup>A LLM prepended with task requirements is used as the annotator, who provides solving steps without knowing answers.

proposed reasoning examination benchmark AutoCoM-test. The results show that our model achieves the superior or competitive performance across the board. And the investigation on the proposed testbed shows that CogCoM swiftly achieves competitive performance with a few training steps by incorporating the produced reasoning chains.

## 2. Methodology

In this section, we introduce the methodology of CogCoM. We first introduce the terminology definition related to CoM in Section 2.1. In Section 2.2, we illustrate the data production process (Figure 2 left), which involves a linguistic annotator to provide manipulations-assisted solving steps, the visual annotators to supply the manipulations returns, and the final traversal to gather viable paths. In Section 2.3, we illustrate model training (Figure 2 right), where we conduct a compatible devising to train a general multi-turns VLM with chain of manipulations.

### 2.1. Terminology

We first introduce the formal definition of the terminologies and data structure for an unambiguous understanding. We define the manipulations as a flexible set that includes functions from a foundational predefined set, as well as functions devised by models themselves during inference to accommodate in-context learning. We thus predefine the a set of **manipulations functions** that VLMs can develop, either from prior training or by imitating human behaviors:  $\mathcal{M} \subseteq \{Grounding(tgt) \rightarrow bbx, OCR(tgt) \rightarrow txt, Calculate(tgt) \rightarrow num, Counting(tgt) \rightarrow num, CropZoomIn(bbx, x) \rightarrow img\}$ , where the parameters or returns  $tgt, bbx, txt, num, x, img$  refer to the bounding boxes, zoom ratio, image, target description, number, and text, respectively.

Given a language question  $Q$  upon an initial input image  $I_0$ , a general vision-language model equipped with Chain of Manipulations (CoM)  $\varsigma$  solves the problem to achieve the corresponding answer as  $VLM(\varsigma|I_0, Q) \Rightarrow A$ , where  $\varsigma$  refers to a **chain of evidential reasoning steps**<sup>2</sup>,


$$\begin{aligned} \varsigma &= (step_1, step_2, \dots) \\ step_i &= (f_i, desc_i), \quad f_i \in \mathcal{M} \end{aligned} \tag{1}$$

where  $f_i$  refers to a instantiated manipulation function from a set of manipulations definition  $\mathcal{M}$ , and  $desc_i$  refers to a language description including the execution of the manipulation. This definition explicitly declares the symbolic execution of the manipulations  $f_i$ , and also compatible with the existing free-form instruction-answer data structure with the linguistic descriptions  $desc_i$ .

<sup>2</sup>We use the symbol  $\varsigma$  (*i.e.*, *sigma*) to denote the CoM chain throughout this paper for convenience.

## Data Production

Q: What is written on the pillar in front of the man in black top? A: QUICK DEPOSIT

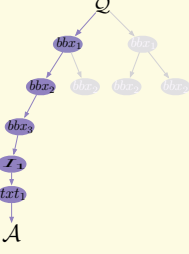


Generate solving steps for a given question, by optionally using chain of manipulations from  $\mathcal{M}$  or a newly created ones.

Linguistic Annotator (LLM)

Step1:  $Grounding(tgt_1) \rightarrow bbx_1$ , Using  $Grounding$ (the man in black shirt) to locate ..., the position is at  $bbx_1$ .  $\mathcal{A}_0$   
 Step2:  $Grounding(tgt_2) \rightarrow bbx_2$ , Using  $Grounding$ (the pillar in front of the man at  $bbx_1$ ) to find ..., the resultant region is  $bbx_2$ .  
 Step3:  $Grounding(tgt_3) \rightarrow bbx_3$ , Using  $Grounding$ (the text written on the pillar in  $bbx_2$ ) to find ..., the resultant region is  $bbx_3$ .  
 Step4:  $CropZoomIn(bbx_3, 4) \rightarrow I_1$ , Using  $CropZoomIn$ ( $bbx_3, 4$ ) to crop it on  $bbx_3$ , and zoom in it by 4 times to get new image  $I_1$ .  
 Step5:  $OCR(img_1) \rightarrow txt_1$ , Using  $OCR$ ( $I_1$ ) recognize the text written on the image  $I_1$ , the result is "QUICK DEPOSIT".  $\mathcal{A}_1$

Visual Annotators (Tools)



## Model Training

$\mathcal{M}$ : Predefined Manipulations  
 $Grounding(tgt) \rightarrow bbx$   
 $Counting(tgt) \rightarrow num$   
 $CropZoomIn(bbx, x) \rightarrow img$   
 $OCR(tgt) \rightarrow txt$

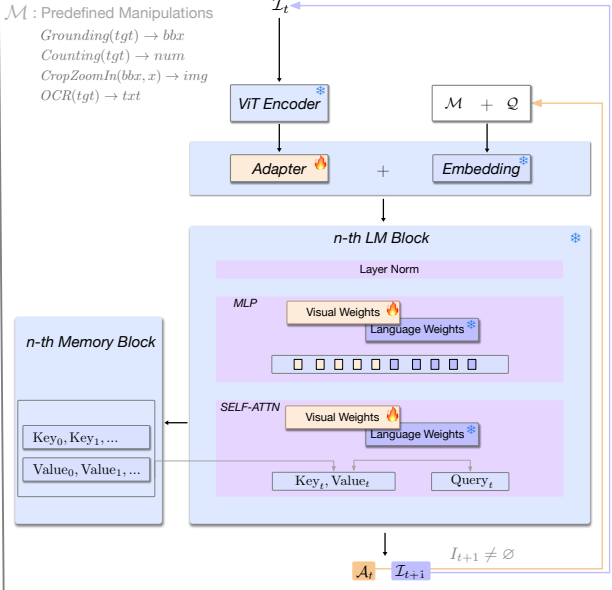


Figure 2. **The automatic data synthesis framework (left)**: a linguistic annotator (LLM) taught with task requirements and usage of manipulations (prompt) is first asked to provide solving steps for a question  $Q$ , and the visual annotators (Tools) are then engaged to replace the manipulations returns, followed by a final traversal on the tree branched by the possible returns is performed to find feasible paths terminating answer  $\mathcal{A}$ . **A compatible VLM architecture (right)**: a historic memory representation is maintained throughout around of multi-turns training, where  $t$ -th turn is evoked by an production of new image  $I_t$ .

## 2.2. Data Production

Based on the definition of data structure, we introduce a data production framework, that could efficiently synthesize CoM data upon image-oriented question-answer pairs, and is also capable of producing high-quality annotations by replacing the linguistic and visual annotators with human labour. We describe the detailed data production approach with the implementation for automatic data synthesis in this paper.

### 2.2.1. DATA GENERATION

Given a general corpus  $\mathcal{D} = \{(I, Q, A)\}$  consisting of triplet samples of images and corresponding visual question-answer pairs, our automatic data synthesis framework consists of a linguistic annotator and several visual annotators according to the manipulations. For a question  $Q$  in each sample, we first engage the linguistic annotator to generate manipulations-assisted solving steps with the CoM format  $(f_i, desc_i)$ , where the corresponding returns of the instantiated manipulations executions are set with variables as placeholders. In this paper, we adopt GPT4 (OpenAI, 2023a), a large language model with reliable language understanding and generation abilities as the linguistic annotator. We design a comprehensive prompt including the task require-

ments, usage of manipulations, and output data format, and further manually annotate 5 demonstrations for a stable generation. The detailed implementations are available at Appendix B.3.

We then employ essential visual annotators to supply the returns of manipulations requested in the solving steps through exactly performing the corresponding manipulations. By empirically analyzing the manipulations from both predefined set and newly created ones (refers to Appendix B.2 for a detailed statistics), we reveal the *grounding* and *OCR* are two fundamental manipulations, and most of the others can be consequently derived (e.g., *CropZoomIn* along a region of box, *Counting* upon recognized boxes, and *Calculate* for the identified formula). Therefore, we employ two reliable visual tools, GroundingDINO (Liu et al., 2023c) and PadleOCR (Du et al., 2020), and develop the implementations of these manipulations.

We execute the manipulations along with the reasoning steps, which turns the reasoning steps into a **tree**  $\mathcal{T}$ , as the input of current manipulation  $f_1(x_1)$  may rely on one of the multiple returns of previous manipulation  $f_2 \rightarrow x_2$ , i.e.,  $x_1$  rely on  $x_2$  (e.g., step 2 for finding pillars in Figure 2). The designed prompt, and a corresponding generation with linguistic and visual results are available at Appendix figure 6.

## 2.2.2. DATA PROCESSING

The tree  $\mathcal{T}$ , that is rooted from the question  $Q$  and branched by the manipulations returns may contain negative paths that can not lead to the correct answer  $A$ , in which the nodes may come from error annotations or irrelevant references. We then perform a traversal on each produced tree with the Depth First Search (DFS) to find all positive paths  $\{\mathcal{P}_i | \mathcal{P}_i \in \mathcal{T}, i = 1, 2, \dots\}$ , where each path  $\mathcal{P}_i$  is terminated with the final answer  $A$  as the return of the last manipulation.

The operation of *zoom in* refers to an intellectual human behaviour, which could not be generated from the automatic annotators appropriately and requires a cogitative decision according to the visual scene. We leverage a simple but effective strategy to compensate the *CropZoomIn* manipulation. During the traversal on tree  $\mathcal{T}$ , at the node of manipulation  $f(x(bbx))$  that involves a box  $bbx$  in the input  $x$ , we first calculate the ratio  $r$  of the current image’s area to the box’s area, and then insert the manipulation *CropZoomIn*( $bbx, n$ ) in current step with the satisfiability condition ( $n$  is determined according to  $r$ , e.g.,  $n = 2$  if  $r \geq 36$ ). Therefore, the final resultant chains  $\{\varsigma_i | \varsigma_i := \mathcal{P}_i, i = 1, 2, \dots\}$  are obtained by assigning the corresponding values of reasoning steps with the positive paths. The overall data-producing algorithm is presented in Appendix B.1.

To adapt to the training of images-based multi-turns VLMs, we can easily convert a steps-based chain to an **images-based chain** by partitioning steps according to the manipulations returns of images and merge the corresponding descriptions (e.g., based on the images of  $I_0, I_1$ , the chain is converted into  $\varsigma \rightarrow (A_0, A_1)$  in Figure 2),

$$\varsigma \rightarrow [(I_0, Q), (I_1, A_1), (I_2, A_2), \dots] \quad (2)$$

where  $I_t$  is the manipulation return from the  $t - 1$  step, and  $A_t$  is the sequential concatenation of elements in  $(desc_{i(t-1)}, \dots, desc_{i(t)})$  with the index mapping from  $t$  to  $i$ .

We implement this proposed data production framework on 3 existing datasets that require meticulous recognition and object counting, TextVQA (Singh et al., 2019), ST-VQA (Biten et al., 2019), and TDIUC (Shrestha et al., 2019), to build 70K CoM chains. The detailed statistics of the data generation are available at Appendix B.2.

## 2.3. Model Training

### 2.3.1. ARCHITECTURE

We use the same model architecture as CogVLM (Wang et al., 2023b), a general VLM approach that involves four fundamental components: (1) a Vision Encoder, (2) an MLP Adapter, (3) an LLM Backbone, and (4) a Visual Expert Module, for a reliable multimodal understanding. Con-

cretely, the pre-trained EVA2-CLIP-E (Sun et al., 2023a) with 4B parameters and Vicuna-7B-v1.5 (Chiang et al., 2023) are adopted as the vision encoder and LLM backbone, respectively. A two-layer MLP (SwiGLU (Shazeer, 2020)) is further engaged to map the output of the vision encoder into the linguistic space of the LLM backbone. The visual expert module adds the vision-specific weights into the attention layer and feed-forward layer of each block in the LLM backbone, resulting in a total of 6.5B additional parameters for the deep fusion of modalities.

Based on this general architecture, we develop a memory-based multi-turns multi-images VLM approach. Specifically, for a round of images-based multi-turns sample  $[(I_t, Q_t, A_t) | t = 1, 2, \dots]$ , we keep the accumulated KV memories of each layer of the LLM backbone through this around. And at each turn  $t$  for training and inference, we calculate the attention function  $att$  as:

$$\begin{aligned} att(\mathbf{X}) &= softmax\left(\frac{\mathbf{Q}_t \mathbf{K}'_t{}^T}{\sqrt{d}}\right) \mathbf{V}'_t \\ \mathbf{K}'_t &= trunc(\text{concat}(\mathbf{K}_0, \mathbf{K}_1, \dots, \mathbf{K}_t)) \\ \mathbf{V}'_t &= trunc(\text{concat}(\mathbf{V}_0, \mathbf{V}_1, \dots, \mathbf{V}_t)) \end{aligned} \quad (3)$$

where  $\mathbf{Q}_t \in \mathbb{R}^{s \times d}$  is query representation of current layer, and the  $\mathbf{K}'_t, \mathbf{V}'_t \in \mathbb{R}^{(s \times t) \times d}$  refer to the concatenation of accumulated representations and will be further truncated if the sequence length  $s \times t$  greater than a predefined threshold. At the turn  $t > 0$ , the question  $Q_t$  is sampled from a set of hard prompts (asking model to focus on history), and the image  $I_t$  is cropped from  $I_{t-1}$  and is amplified with the Bicubic Interpolation (Keys, 1981).

### 2.3.2. TRAINING

The proposed CogCoM-17B relies on two main stages of training, to develop the capabilities of general multimodal task-solving as well as the evidential visual reasoning.

**First Stage of Pre-Training** This stage consists of two ordinal sub-phases of training for foundational visual understanding and grounded generation. Following the pre-training of CogVLM (Wang et al., 2023b), we first train model on 1.5B image-text pairs cleaned from the LAION-2B (Schuhmann et al., 2022) and COYO-700M (Byeon et al., 2022) with 120,000 iterations and batch size of 8,192. We then train model on 40M grounded image-question-answer triples cleaned from LAION-115M (Li et al., 2023c) with 60,000 iterations and batch size of 1,024, where each noun phrase in the answer is followed by a list of coordinates  $[[x_0, y_0, x_1, y_1], \dots]$ <sup>3</sup> referring the phrase to the grounded objects in the image. Both phases adopt the next token prediction objective, and train the 6.5B parameters of visual experts.

<sup>3</sup> $x_i, y_i \in [000, 999]$  refer to the normalized pixel coordinates.

**Second Stage of Alignment** This stage further trains the model to align with human preferences on solving practical visual problems. We fuse the produced CoM data with 3 types of corpus, including MultiInstruct (Xu et al., 2022), LLaVAR (Zhang et al., 2023b), and ShareGPT4V (Chen et al., 2023c), referring the abilities of instruction-following, texts-recognizing, and detailed-captioning. This fusion results in a total of 570K ( $I, Q, A$ ) samples, where the answer  $A$  in CoM data consists of multiple turns. For the training data of CoM, we randomly prepend the questions with a lurching prompt<sup>4</sup>  $P^M$  to questions  $Q = P^M + Q$  asking models to optionally use manipulations for the adaption of explicit eliciting. We empirically show that the model can effectively learn the evidential visual reasoning by ingesting this portion of CoM data. We train 14,000 iterations with a batch size of 160, where the learning rate reaches  $10^{-5}$  after 280 steps of warm-up and then decays linearly. The parameters of 6.5B visual experts are trained with the objective of next token prediction. These two stages of training result in our standard version of CogCoM involving both chat and reasoning capabilities. More training details are available at Appendix C.2.

### 3. Experiment

To quantitatively validate the suitability and efficiency of the proposed method, we conduct experiments on 9 benchmarks corresponding to 3 categories of multimodal capabilities, and a newly proposed testbed incorporating the evidential reasoning paths with a keypoints-aware metric. Following previous works, we train two generalist versions of CogCoM for adapting to the different scenarios of Visual Question Answering and Visual Grounding, and evaluate the standard version with a qualitative analysis (Hwang et al., 2023).

- **Detailed Visual Question Answering.** This task involves models to perform detailed reasoning or recognition on images. We use 4 prominent benchmarks including, GQA (Hudson & Manning, 2019), TextVQA (Singh et al., 2019), ST-VQA (Biten et al., 2019), and TallyVQA (Acharya et al., 2019).
- **Visual Grounding.** Visual grounding evaluates the crucial abilities of VLMs on meticulous position understanding. We evaluate our model on 3 standard benchmarks, RefCOCO (Yu et al., 2016), RefCOCO+ (Yu et al., 2016), and RefCOCOg (Mao et al., 2016).
- **Hallucination Examination.** We also evaluate our model on a specific benchmark POPE (Li et al., 2023d) that explores the crucial issue of visual objects hallucination, to investigate the helpfulness of incorporating evidential visual reasoning with model training.

<sup>4</sup>See Appendix C.1 for examples.

### 3.1. Experiments on Detailed VQA

VLMs have demonstrated the well-known superiority in visual scenes with salient content understanding. We evaluate the effectiveness of CogCoM on VQAs on meticulous understanding, which typically require models to perform multiple actions (*find, read*) or multiple reasoning steps (*recognizing and then calculating*). Following previous studies (Wang et al., 2023b), we train our model obtained from the first-phase of stage-1 on a fusion of data, including an instruction corpus of MultiInstruct, 13 publicly available VQA datasets (only using training set), a newly created VQA dataset built through promoting GPT4-V (OpenAI, 2023b) for image-oriented question-answer generation, and the CoM corpus. This training results in a generalist VQA model incorporating CoM reasoning. For all existing VQA tasks, we directly prompt CogCoM with given questions and examine the correctness of outputted answers.

#### 3.1.1. GQA, TEXTVQA, ST-VQA, TALLYVQA

**Settings** The task of visual question answering aims to evaluate the correctness of answer generated by a model by given a question towards an image. GQA is a compositional VQA benchmark with diverse reasoning questions coming from semantic functional programs. TallyVQA is an objects counting benchmark with human-annotated complex counting questions involving challenging non-zero counterparts. TextVQA and ST-VQA are two texts understanding benchmarks requiring models to answer questions through textual cues on images. We use the official evaluation scripts for GQA and TallyVQA, which calculate the accuracy score by the Exact Matching (EM) between model predictions and answers. For TextVQA and ST-VQA, we submit our model predictions to the official online websites for calculating the accuracy with VQA Score metric (Antol et al., 2015).

**Results** The experimental results are shown in Table 2. CogCoM achieves the state-of-the-art performance in comparison with all generalist models across the board, and significantly surpass the baseline of the previous best model on multiple benchmarks. On the datasets requiring complex reasoning and detailed texts recognition, CogCoM obtains the results that are comparable to the specialist SOTAs.

Specifically, our model improves by 5.97 accuracy score compared to the baseline model CogVLM on the GQA benchmark, suggesting that the training incorporated with the evidential visual reasoning chains effectively enhance the general reasoning ability of models. On the counting benchmark of TallyVQA, our model outperforms the baseline by 4.2 and 2.1 in accuracy score with simple and complex questions, respectively. This result demonstrates the effectiveness of the rigorous grounded learning on the scenarios requiring specific objects count calculations. On

Type	Model	GQA	TallyVQA		TextVQA	ST-VQA
		test-balanced	simple	complex	test	test
Generalist	Flamingo (Alayrac et al., 2022)	-	-	-	54.1	-
	GIT (Wang et al., 2022a)	-	-	-	59.8	-
	GI2 (Wang et al., 2022a)	-	-	-	67.3	-
	BLIP-2 (Li et al., 2023c)	44.7 <sup>†</sup>	-	-	-	21.7
	InstructBLIP (Dai et al., 2023)	49.5 <sup>†</sup>	-	-	-	50.7 <sup>†</sup>
	Qwen-VL (Bai et al., 2023)	59.3	-	-	63.8	-
	CogVLM (Wang et al., 2023b)	65.2	79.8	68.0	69.7	61.0
	<b>CogCoM</b>	<b>71.7</b>	<b>84.0</b>	<b>70.1</b>	<b>71.1</b>	<b>70.0</b>
Specialist		72.1	86.0	75.6	71.4	86.0
SOTAs		(CFR)	(PaLI-X)	(PaLI-X)	(PaLI-X)	(SMoLA)

Table 1. Performance on Visual Question Answering benchmarks, where the results labeled with <sup>†</sup> refer to the few-shot setting. CogCoM achieves SOTA across the board, and demonstrates the effectiveness on the visual reasoning and scene texts recognition benchmarks.

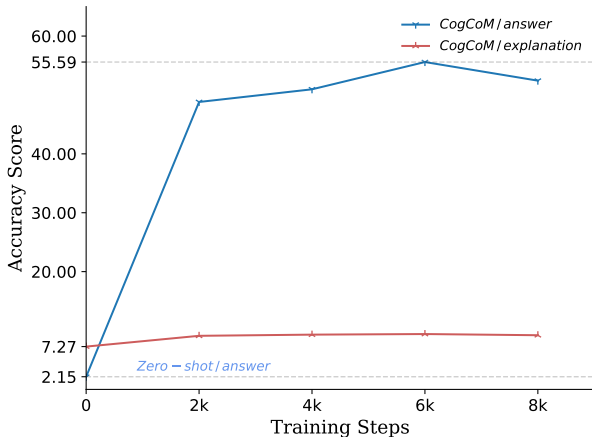


Figure 3. Results shown training CogCoM only using the 70K CoM data without original supervised data. CogCoM swiftly achieves competitive performance with a few training steps, and the explanation scores increase proportionally.

the detailed texts recognition benchmarks TextVQA and ST-VQA, CogCoM surpassed the baseline by 1.4 and 9 points in accuracy, respectively. This result demonstrates the effectiveness of the proposed approach in solving details recognition problem.

### 3.1.2. AUTOCoM-TEST

Due to the lack of resource to explore the correctness of the evidential reasoning, we run the proposed data production approach on the validation set of TextVQA, a corpus that contains sufficient questions and golden answers to achieve 885 positive CoM chains. It is noteworthy that eliciting CoM chains do not raise the difficulty of answering visual questions, but offers an opportunity to examine the correctness of intermediate reasoning process. The distribution of chains and manipulations of the generated testbed are provided in Appendix B.2

**Settings** To measure the correctness of CoM chains, we introduce a **keypoints-aware metric**. The intuition is that we care about the key elements including actions (*i.e.*, manipulation name), targets (*i.e.*, manipulation input), and visual contents (*i.e.*, manipulation returns) of each step in the path, as well as the logical execution order of manipulations. Given a pair of chain-answer annotation  $(c, a)$  and corresponding model prediction  $(c', a')$ , we first sequentially extract the key elements from  $c$  and  $c'$  to construct two ordered lists, and then replace the elements in the lists with their fixed indices in a Bag-of-Elements  $\mathcal{E} = c \cup c'$  to result in lists of  $k$  and  $k'$ . We thus calculate the score as the normalized Levenshtein Distance  $s_c = Levenshtein(k, k')/N$  between the two lists, where  $N$  is the maximum length between  $k$  and  $k'$ . We adopt this simple discretization strategy with low time complexity to concentrate on the key points as well as the solving order. We further consider the linguistic matching of paragraphs by calculating the BLEU (Papineni et al., 2002) score between two chains  $s_p = BLEU(c, c')$ , and the final score is a weighted combination as  $acc = (0.6 \times s_c + 0.4 \times s_p)/2$ .

**Results** We train our first-stage model only using the proposed 70K CoM data without any original supervision for qualitatively evaluate the effectiveness of the chains. The results are shown in Figure 3. The 2.15 accuracy score refers to the zero-shot performance by prompting the first-stage model directly. We can see that by training incorporating with the CoM chains, our model can swiftly achieve the competitive performance with 48.41 accuracy score with 2k training steps, and obtain the optimal result of 55.59 with 8K steps. The explanation scores gradually improve along with the model performance, indicating that successful reasoning steps contribute to the achieving of final answer. Since this study calculates the explanation score as a sequentially matching of the discretized elements, which over-penalizes the approximate results (*e.g.*, similar boxes), further resulting in small discrepancies in scores and indistinct curves.

Type	Model	RefCOCO			RefCOCO+			RefCOCog	
		val	test-A	test-B	val	test-A	test-B	val	test
Generalist	OFA-L* (Wang et al., 2022b)	79.96	83.67	76.39	68.29	76.00	61.75	67.57	67.58
	Shikra-7B (Chen et al., 2023b)	87.01	90.61	80.24	81.60	87.36	72.12	82.27	82.19
	Shikra-13B (Chen et al., 2023b)	87.83	91.11	81.81	82.89	87.79	74.41	82.64	83.16
	Qwen-VL (Bai et al., 2023)	89.36	92.26	85.34	83.12	88.25	77.21	85.58	85.48
	CogVLM (Wang et al., 2023b)	<b>92.51</b>	93.95	88.73	87.52	91.81	81.43	<b>89.46</b>	90.09
	<b>CogCoM</b>	<u>92.34</u>	<b>94.57</b>	<b>89.15</b>	<b>88.19</b>	<b>92.80</b>	<b>82.08</b>	<u>89.32</u>	<b>90.45</b>
Specialist SOTAs		92.64 (UNINEXT)	94.33 (UNINEXT)	91.46 (UNINEXT)	88.77 (ONE-PEACE)	92.21 (ONE-PEACE)	83.23 (ONE-PEACE)	89.22 (ONE-PEACE)	89.37 (UNINEXT-H)

Table 2. Results on Visual Grounding benchmarks, where the specialist SOTAs are quoted from (Bai et al., 2023).

Method	POPE
BLIP-2 (Li et al., 2023c)	-
Otter (Li et al., 2023a)	-
MiniGPT4 (Zhu et al., 2023)	70.4
InstructBLIP (Dai et al., 2023)	77.3
LLaVA (Liu et al., 2023b)	66.3
LLaMA-Adapter v2 (Gao et al., 2023)	-
DreamLLM (Dong et al., 2023)	76.5
LLaVA-1.5 (Liu et al., 2023a)	84.5
Emu (Sun et al., 2023b)	-
CogVLM	87.2
<b>CogCoM</b>	<b>87.8</b>

Table 3. Evaluation on integrated and hallucination assessment (adversarial subset). We use the original questions as the input prompts for evaluation.

### 3.2. Experiments on Visual Grounding

The task of visual grounding requires models to precisely provide the corresponding coordinates of regions in an image based on the given target expression, which is a crucial aspect of detailed position understanding of VLMs and is attracted extensive attention. Following the existing work (Wang et al., 2023b), we train our model obtained by the first stage on a fusion of datasets, including an instruction corpus MultiInstruct, a high-quality grounding VQA corpus introduce in CogVLM, and the proposed CoM data. This training results in a generalist grounding model that is excelling at visual grounding while capable of reasoning. For all benchmarks, we prompt CogOM in a chat manner to ask the model to provide grounded coordinates, such as “Where is  $\langle expr \rangle$  answer in  $[x0,y0,x1,y1]$  format.”, where the  $\langle expr \rangle$  refers to the target expression.

**Settings** We evaluate CogCoM on three well-established visual grounding benchmarks. We use the standard evaluation metric, that considers a prediction as correct when the intersection-over-union (IoU) between the predicted bounding box and ground truth is greater than 0.5.

**Results** The results are shown in Figure 2. CogCoM achieves the best performance in 6 out of all 8 sub-sets. Given that our model is trained on a fusion of the instruction following, visual grounding, and CoM corpus to gain broad applicability, this result indicates that our model exhibits a superior grounding abilities while offers potential to solve a variety of tasks. In addition, CogCoM achieves performance on par with the specialist SOTAs, demonstrating that incorporating evidential reasoning with grounding manipulations into the general training can enhance the multimodal capabilities while preserving the mastery of grounding.

### 3.3. Experiments on Hallucination Examination

To further investigate the helpfulness of incorporating the evidential visual reasoning on alleviating multimodal hallucinations, we further evaluate CogCoM on POPE, a typical benchmark that evaluate the objects hallucination issue faced by VLMs. We use our generalist VQA model for this evaluation, and obtain model predictions by directly asking the corresponding questions in the original dataset.

**Settings** POPE aims to investigate the objects hallucination of VLMs by asking the existence of objects in an image with binary questions (*i.e.*, *yes/no*). We use the challenging adversarial version of the dataset for standard evaluation. For the calculation of scores, we use the official evaluation scripts to calculate the  $F_1$  score of predictions.

**Results** The experimental results on the POPE benchmark are shown in Table 3. We can see that CogCoM achieves the superior performance in comparison with previous VLMs on the benchmark, demonstrating the improvements. Specifically, CogCoM improves the performance and achieves the superior result on POP in comparison with baseline and the previous VLMs. As we train CogCOM with a fusion of diversified capabilities, this results suggest that our model performs well on general multimodal tasks with a lower susceptibility to hallucination, while preserving VQA, instruction following, and reasoning abilities.



Q: What is the brand of the plane?  
A: AirFrance

Using **grounding**(the plane) to find the plane in current image, and there are two regions  $[[255,217,312,245], [193,113,481,208]]$  referring planes that can be found.

As the plane in  $[[193,113,481,208]]$  is the most notable one, using **grounding**(the logo in region  $[[193,113,481,208]]$ ) to locate the logo of the plane in given region, resulting in  $[[246,142,307,163]]$ .

Using **crop\_and\_zoomin**(  $[[246,142,307,163], 3], 3$ ) to crop the current image and magnify it by three times over to create a new image.

Recognize the brand name of the logo in the new image, resulting in AirFrance.




Q: What time does this photo show?  
A: 1:45

Applying **grounding**(the clock) to find the clock in this image, resulting in the region of  $[[814, 531, 940,1062]]$ .

Use **crop\_and\_zoomin**( $[[814, 531, 940,1062]], 2$ ) to crop this image along region  $[[814, 531, 940,1062]]$  and then zoom in it by two times of its original size to yield a new image, and re-input this new image.

Using **read\_time**(the clock in the new image) to recognize the time on the clock, and the result is 1:45.



Q: what is the smallest part of the pie chart?  
A: pa hospital

Based on **grounding**(the pie chart) to find the pie chart in current picture, and the region that I found is  $[[534,203,847,406]]$ .

Using **grounding**(the smallest part of the pie chart in  $[[534,203,847,406]]$ ) to find the region of the smallest part, and the result is  $[[554,369,693, 737]]$ .

Using **crop\_and\_zoomin**( $[[534,203,847,406]], 3$ ) to crop this picture and then resize the cropped by 3 times to get a new image.

Recognize the content in the new image, and the final result is "pa hospital".



Q: How many wheels of the truck can be seen in this picture?  
A: ten

Using **grounding**(all individual wheels of the truck) to locate all individual wheels in this picture, resulting in the boxes of  $[[56, 256, 96, 513], [105, 240, 144, 480], [223, 238, 249, 475], [253, 238, 281, 476], [301, 229, 331, 458], [338, 226, 364, 452], [367, 227, 379, 454], [382, 228, 397, 457], [395, 228, 411, 457], [416, 222, 443, 444]]$ .

Based on the identified boxes of wheels, the number of visible wheels of the truck in this picture is ten.



Q: What might be the name of one team in this match?  
A: Dbacks

Using **grounding**(the name of teams) to find regions corresponding to the name of teams in current image, resulting in  $[[0, 199, 91, 397], [368, 83, 438, 166], [445, 81, 497, 161]]$ .

In comparison with other two regions, the  $[[0,99,91,397]]$  should include the name of one of the teams.

Using **crop\_and\_zoomin**( $[[0,99,91,397]], 2$ ) to crop the current image and resize it by two times to get new image, and re-input it.

Identify the text referring to the team name in the new image, resulting in Dbacks.



Q: what is the name of the song on the sheet of music?  
A: across the distance

Using **grounding**(the sheet of music) to localize the sheet of music in this picture, and the resulting region is  $[[0,348,788,696]]$ .

Using **grounding**(the title of the sheet in region  $[[0,348,788,696]]$ ) to focus on the title of the sheet in the corresponding region, and the region that should be focused on is  $[[641,498,682,995]]$ .

Adopt **crop\_and\_zoomin**( $[[641,498,682,995]], 2$ ) to crop this region and zoom in it two times over, resulting in a new image.

Recognize the name of the song by looking at the new image, and the answer is across the distance.

Figure 4. CogCoM performs reasoning with details recognition, reading time, understanding charts, counting objects, and reading texts.

### 3.4. Qualitative Analysis

We investigate the evidential reasoning capability of CogCoM on scenarios that requires different types of meticulous reasoning, including recognizing textual details, reading time, understanding charts and counting objects. The results are shown in Figure 4. The first case demonstrates that CogCoM finds the region corresponding to the plane logo through two steps of grounding and then achieves the answer based on zooming in the cropped region. The second case illustrates the ability of CogCoM in reading time, by locating the device that displays time and then transforming the time into words based on the read\_time manipulation. In the fourth example, CogCoM first identifies all visible truck wheels through grounding, and then leverages the counting manipulation to consolidate the total number.

## 4. Conclusion

This paper study the problems presented by the conclusive-alignment training of Vision-Language Models (VLMs), and propose a general mechanism, Chain of Manipulations (CoM), that enables VLMs to solve problems by actively manipulating visual inputs to acquire essential contents. We realize this methodology by building an efficient data production framework that engages linguistic and visual annotators to synthesis CoM chains, and a memory-based architecture which is compatible with existing models. A 17B VLM, CogCoM with the memory-based architecture is trained on the data fusion incorporating the implemented CoM chains. Experiments with quantitative results on 8 benchmarks and qualitative analysis demonstrate the effectiveness of the method in solving detailed visual problems.



## 5. Limitations

Though we try to develop an accurate and robust framework that engages remarkable LLM to provide basic solving steps, adopts reliable visual tools to obtain visual contents, and then acquires feasible paths based on traversal, there are still limitations in our methodology that we hope to improve in the future. First, We find that the diversity of linguistic solving steps is insufficient, and the inaccuracy of visual tools (*e.g.*, the rough granularity of grounding boxes, OCR failures on slant letters) will lead to a large amount of negative paths (effectively utilizing these paths would be beneficial). We suggest to promote these limitations with dedicated prompts and improved visual tools. Second, our current model re-inputs the manipulated images with a set of hard prompts, which may bring speed losses. This is expected to be improved by implementing the physical manipulations into the calculations in vector space.

## 6. Impacts

This work presents a general visual reasoning mechanism that alleviates the problems caused by existing conclusion-alignment training for VLMs, introduces a data production framework involving LLMs and visual tools as reliable annotators, and devises a memory-based compatible VLM architecture. We expect this work to bring three benefits to the community. First, the proposed visual reasoning mechanism may push the progress of VLMs in solving complex visual problems. Second, the introduced data production framework may be applied to widespread training scenarios to promote the development of current data-driven machine learning. Third, we hope that the memory-based architecture will be helpful for VLMs in multi-turn long contexts.

## References

- Acharya, M., Kafle, K., and Kanan, C. Tallyqa: Answering complex counting questions. In *Proceedings of the AAAI conference on artificial intelligence*, 2019.
- Alayrac, J.-B., Donahue, J., Luc, P., Miech, A., Barr, I., Hasson, Y., Lenc, K., Mensch, A., Millican, K., Reynolds, M., et al. Flamingo: a visual language model for few-shot learning. *Advances in Neural Information Processing Systems*, 2022.
- Antol, S., Agrawal, A., Lu, J., Mitchell, M., Batra, D., Zitnick, C. L., and Parikh, D. Vqa: Visual question answering. In *Proceedings of the IEEE international conference on computer vision*, 2015.
- Awadalla, A., Gao, I., Gardner, J., Hessel, J., Hanafy, Y., Zhu, W., Marathe, K., Bitton, Y., Gadre, S., Sagawa, S., et al. Openflamingo: An open-source framework for training large autoregressive vision-language models. *arXiv preprint*, 2023.
- Bai, J., Bai, S., Yang, S., Wang, S., Tan, S., Wang, P., Lin, J., Zhou, C., and Zhou, J. Qwen-vl: A frontier large vision-language model with versatile abilities. *arXiv preprint*, 2023.
- Biten, A. F., Tito, R., Mafla, A., Gomez, L., Rusinol, M., Valveny, E., Jawahar, C., and Karatzas, D. Scene text visual question answering. In *Proceedings of the IEEE/CVF international conference on computer vision*, 2019.
- Byeon, M., Park, B., Kim, H., Lee, S., Baek, W., and Kim, S. Coyo-700m: Image-text pair dataset, 2022.
- Changpinyo, S., Sharma, P., Ding, N., and Soricut, R. Conceptual 12m: Pushing web-scale image-text pre-training to recognize long-tail visual concepts. In *Proceedings of the IEEE/CVF Conference on Computer Vision and Pattern Recognition*, 2021.
- Chen, D., Liu, J., Dai, W., and Wang, B. Visual instruction tuning with polite flamingo. *arXiv preprint arXiv:2307.01003*, 2023a.
- Chen, K., Zhang, Z., Zeng, W., Zhang, R., Zhu, F., and Zhao, R. Shikra: Unleashing multimodal llm’s referential dialogue magic. *arXiv preprint*, 2023b.
- Chen, L., Li, J., Dong, X., Zhang, P., He, C., Wang, J., Zhao, F., and Lin, D. Sharegpt4v: Improving large multi-modal models with better captions. *arXiv preprint arXiv:2311.12793*, 2023c.
- Chen, X., Wang, X., Changpinyo, S., Piergiovanni, A., Padlewski, P., Salz, D., Goodman, S., Grycner, A., Mustafa, B., Beyer, L., et al. Pali: A jointly-scaled multilingual language-image model. In *The Eleventh International Conference on Learning Representations*, 2022.
- Chen, X., Djolonga, J., Padlewski, P., Mustafa, B., Changpinyo, S., Wu, J., Ruiz, C. R., Goodman, S., Wang, X., Tay, Y., et al. Pali-x: On scaling up a multilingual vision and language model. *arXiv preprint*, 2023d.
- Chiang, W.-L., Li, Z., Lin, Z., Sheng, Y., Wu, Z., Zhang, H., Zheng, L., Zhuang, S., Zhuang, Y., Gonzalez, J. E., et al. Vicuna: An open-source chatbot impressing gpt-4 with 90%\* chatgpt quality. See <https://vicuna.lmsys.org> (accessed 14 April 2023), 2023.
- Dai, W., Li, J., Li, D., Tiong, A., Zhao, J., Wang, W., Li, B., Fung, P., and Hoi, S. Instructblip: Towards general-purpose vision-language models with instruction tuning. *arxiv 2023. arXiv preprint arXiv:2305.06500*.

- Dai, W., Li, J., Li, D., Tiong, A., Zhao, J., Wang, W., Li, B., Fung, P., and Hoi, S. Instructblip: Towards general-purpose vision-language models with instruction tuning. *arXiv preprint arXiv:2306.05425*, 2023.
- Dong, R., Han, C., Peng, Y., Qi, Z., Ge, Z., Yang, J., Zhao, L., Sun, J., Zhou, H., Wei, H., et al. Dreamllm: Synergistic multimodal comprehension and creation. *arXiv preprint arXiv:2309.11499*, 2023.
- Du, Y., Li, C., Guo, R., Yin, X., Liu, W., Zhou, J., Bai, Y., Yu, Z., Yang, Y., Dang, Q., et al. Pp-ocr: A practical ultra lightweight ocr system. *arXiv preprint arXiv:2009.09941*, 2020.
- Gao, P., Han, J., Zhang, R., Lin, Z., Geng, S., Zhou, A., Zhang, W., Lu, P., He, C., Yue, X., et al. Llama-adapter v2: Parameter-efficient visual instruction model. *arXiv preprint arXiv:2306.05425*, 2023.
- Hong, W., Wang, W., Lv, Q., Xu, J., Yu, W., Ji, J., Wang, Y., Wang, Z., Dong, Y., Ding, M., et al. Cogagent: A visual language model for gui agents. *arXiv preprint arXiv:2312.08914*, 2023.
- Huang, K.-H., Zhou, M., Chan, H. P., Fung, Y. R., Wang, Z., Zhang, L., Chang, S.-F., and Ji, H. Do llms understand charts? analyzing and correcting factual errors in chart captioning. *arXiv preprint arXiv:2312.10160*, 2023a.
- Huang, S., Dong, L., Wang, W., Hao, Y., Singhal, S., Ma, S., Lv, T., Cui, L., Mohammed, O. K., Liu, Q., et al. Language is not all you need: Aligning perception with language models. *arXiv preprint arXiv:2306.05425*, 2023b.
- Hudson, D. A. and Manning, C. D. Gqa: A new dataset for real-world visual reasoning and compositional question answering. In *Proceedings of the IEEE/CVF conference on computer vision and pattern recognition*, 2019.
- Hwang, A., Head, A., and Callison-Burch, C. Grounded intuition of gpt-vision’s abilities with scientific images. *arXiv preprint arXiv:2306.05425*, 2023.
- Jia, C., Yang, Y., Xia, Y., Chen, Y.-T., Parekh, Z., Pham, H., Le, Q., Sung, Y.-H., Li, Z., and Duerig, T. Scaling up visual and vision-language representation learning with noisy text supervision. In *International conference on machine learning*, 2021.
- Keys, R. Cubic convolution interpolation for digital image processing. *IEEE transactions on acoustics, speech, and signal processing*, 1981.
- Krishna, R., Zhu, Y., Groth, O., Johnson, J., Hata, K., Kravitz, J., Chen, S., Kalantidis, Y., Li, L.-J., Shamma, D. A., et al. Visual genome: Connecting language and vision using crowdsourced dense image annotations. *International journal of computer vision*, 2017.
- Li, B., Zhang, Y., Chen, L., Wang, J., Pu, F., Yang, J., Li, C., and Liu, Z. Mimic-it: Multi-modal in-context instruction tuning. *arXiv preprint arXiv:2306.05425*, 2023a.
- Li, B., Zhang, Y., Chen, L., Wang, J., Yang, J., and Liu, Z. Otter: A multi-modal model with in-context instruction tuning. *arXiv preprint arXiv:2305.03726*, 2023b.
- Li, J., Li, D., Savarese, S., and Hoi, S. Blip-2: Bootstrapping language-image pre-training with frozen image encoders and large language models. *arXiv preprint arXiv:2306.05425*, 2023c.
- Li, Y., Du, Y., Zhou, K., Wang, J., Zhao, W. X., and Wen, J.-R. Evaluating object hallucination in large vision-language models. *arXiv preprint arXiv:2305.10355*, 2023d.
- Li, Y., Zhang, C., Yu, G., Wang, Z., Fu, B., Lin, G., Shen, C., Chen, L., and Wei, Y. Stablellava: Enhanced visual instruction tuning with synthesized image-dialogue data. *arXiv preprint arXiv:2308.10253*, 2023e.
- Lin, T.-Y., Maire, M., Belongie, S., Hays, J., Perona, P., Ramanan, D., Dollár, P., and Zitnick, C. L. Microsoft coco: Common objects in context. In *Computer Vision—ECCV 2014: 13th European Conference, Zurich, Switzerland, September 6-12, 2014, Proceedings, Part V 13*, 2014.
- Liu, H., Li, C., Li, Y., and Lee, Y. J. Improved baselines with visual instruction tuning. *arXiv preprint arXiv:2310.03744*, 2023a.
- Liu, H., Li, C., Wu, Q., and Lee, Y. J. Visual instruction tuning. *arXiv preprint arXiv:2306.05425*, 2023b.
- Liu, S., Zeng, Z., Ren, T., Li, F., Zhang, H., Yang, J., Li, C., Yang, J., Su, H., Zhu, J., et al. Grounding dino: Marrying dino with grounded pre-training for open-set object detection. *arXiv preprint arXiv:2303.05499*, 2023c.
- Mao, J., Huang, J., Toshev, A., Camburu, O., Yuille, A. L., and Murphy, K. Generation and comprehension of unambiguous object descriptions. In *Proceedings of the IEEE conference on computer vision and pattern recognition*, 2016.
- OpenAI, R. Gpt-4 technical report. *arXiv 2303.08774*. *View in Article*, 2023a.
- OpenAI, R. Gpt-4v(ision) system card. *Citekey: gptvision.*, 2023b.
- Ordonez, V., Kulkarni, G., and Berg, T. Im2text: Describing images using 1 million captioned photographs. *Advances in neural information processing systems*, 2011.
- Papineni, K., Roukos, S., Ward, T., and Zhu, W.-J. Bleu: a method for automatic evaluation of machine translation. In *Proceedings of the 40th annual meeting of the Association for Computational Linguistics*, 2002.

- Peng, Z., Wang, W., Dong, L., Hao, Y., Huang, S., Ma, S., and Wei, F. Kosmos-2: Grounding multimodal large language models to the world. *arXiv preprint*, 2023.
- Schuhmann, C., Vencu, R., Beaumont, R., Kaczmarczyk, R., Mullis, C., Katta, A., Coombes, T., Jitsev, J., and Komatsuzaki, A. Laion-400m: Open dataset of clip-filtered 400 million image-text pairs. *arXiv preprint arXiv:2111.02114*, 2021.
- Schuhmann, C., Beaumont, R., Vencu, R., Gordon, C., Wightman, R., Cherti, M., Coombes, T., Katta, A., Mullis, C., Wortsman, M., et al. Laion-5b: An open large-scale dataset for training next generation image-text models. *Advances in Neural Information Processing Systems*, 2022.
- Sharma, P., Ding, N., Goodman, S., and Soricut, R. Conceptual captions: A cleaned, hypernymed, image alt-text dataset for automatic image captioning. In *Proceedings of the 56th Annual Meeting of the Association for Computational Linguistics (Volume 1: Long Papers)*, 2018.
- Shazeer, N. Glu variants improve transformer. *arXiv preprint arXiv:2002.05202*, 2020.
- Shrestha, R., Kafle, K., and Kanan, C. Answer them all! toward universal visual question answering models. In *Proceedings of the IEEE/CVF conference on computer vision and pattern recognition*, 2019.
- Singh, A., Natarajan, V., Shah, M., Jiang, Y., Chen, X., Batra, D., Parikh, D., and Rohrbach, M. Towards vqa models that can read. In *Proceedings of the IEEE/CVF conference on computer vision and pattern recognition*, 2019.
- Sun, Q., Fang, Y., Wu, L., Wang, X., and Cao, Y. Evalclip: Improved training techniques for clip at scale. *arXiv preprint arXiv:2303.15389*, 2023a.
- Sun, Q., Yu, Q., Cui, Y., Zhang, F., Zhang, X., Wang, Y., Gao, H., Liu, J., Huang, T., and Wang, X. Generative pretraining in multimodality. *arXiv preprint*, 2023b.
- Wang, J., Yang, Z., Hu, X., Li, L., Lin, K., Gan, Z., Liu, Z., Liu, C., and Wang, L. Git: A generative image-to-text transformer for vision and language. *arXiv preprint arXiv:2205.14100*, 2022a.
- Wang, P., Yang, A., Men, R., Lin, J., Bai, S., Li, Z., Ma, J., Zhou, C., Zhou, J., and Yang, H. Ofa: Unifying architectures, tasks, and modalities through a simple sequence-to-sequence learning framework. 2022b.
- Wang, W., Chen, Z., Chen, X., Wu, J., Zhu, X., Zeng, G., Luo, P., Lu, T., Zhou, J., Qiao, Y., et al. Visionllm: Large language model is also an open-ended decoder for vision-centric tasks. *arXiv preprint*, 2023a.
- Wang, W., Lv, Q., Yu, W., Hong, W., Qi, J., Wang, Y., Ji, J., Yang, Z., Zhao, L., Song, X., et al. Cogvlm: Visual expert for pretrained language models. *arXiv preprint*, 2023b.
- Wang, Y., Kordi, Y., Mishra, S., Liu, A., Smith, N. A., Khashabi, D., and Hajishirzi, H. Self-instruct: Aligning language model with self generated instructions. *arXiv preprint arXiv:2212.10560*, 2022c.
- Wu, P. and Xie, S. V\*: Guided visual search as a core mechanism in multimodal llms. *arXiv preprint arXiv:2312.14135*, 2023.
- Xu, Z., Shen, Y., and Huang, L. Multiinstruct: Improving multi-modal zero-shot learning via instruction tuning. *arXiv preprint arXiv:2212.10773*, 2022.
- Yin, S., Fu, C., Zhao, S., Xu, T., Wang, H., Sui, D., Shen, Y., Li, K., Sun, X., and Chen, E. Woodpecker: Hallucination correction for multimodal large language models. *arXiv preprint arXiv:2310.16045*, 2023.
- Yu, L., Poirson, P., Yang, S., Berg, A. C., and Berg, T. L. Modeling context in referring expressions. In *Computer Vision—ECCV 2016: 14th European Conference, Amsterdam, The Netherlands, October 11–14, 2016, Proceedings, Part II 14*, 2016.
- Yu, Q., Li, J., Wei, L., Pang, L., Ye, W., Qin, B., Tang, S., Tian, Q., and Zhuang, Y. Hallucidoctor: Mitigating hallucinatory toxicity in visual instruction data. *arXiv preprint arXiv:2311.13614*, 2023.
- Zeng, Y., Zhang, H., Zheng, J., Xia, J., Wei, G., Wei, Y., Zhang, Y., and Kong, T. What matters in training a gpt4-style language model with multimodal inputs? *arXiv preprint arXiv:2307.02469*, 2023.
- Zhang, S., Sun, P., Chen, S., Xiao, M., Shao, W., Zhang, W., Chen, K., and Luo, P. Gpt4roi: Instruction tuning large language model on region-of-interest. *arXiv preprint arXiv:2307.03601*, 2023a.
- Zhang, Y., Zhang, R., Gu, J., Zhou, Y., Lipka, N., Yang, D., and Sun, T. Lllavar: Enhanced visual instruction tuning for text-rich image understanding. *arXiv preprint*, 2023b.
- Zhu, D., Chen, J., Shen, X., Li, X., and Elhoseiny, M. Minigt-4: Enhancing vision-language understanding with advanced large language models. *arXiv preprint*, 2023.

## A. Related Works

### A.1. Large Vision-Language Models as Foundations

Most of LVLMs rely on the training on publicly available image-caption pairs, including ALIGN (Jia et al., 2021), MSCOCO (Lin et al., 2014), VG (Krishna et al., 2017), CC3M (Sharma et al., 2018), CC12M (Changpinyo et al., 2021), SBU (Ordonez et al., 2011), LAION2B (Schuhmann et al., 2022), LAION400M (Schuhmann et al., 2021). Starting from Flamingo (Alayrac et al., 2022), a series of LVLMs have focused on training the adaptation layers to align the visual representation to the frozen LLMs on a mixture of image-text pairs with the above corpus, including BLIP2 (Li et al., 2023c), KOSMOS (Huang et al., 2023b), and OpenFlamingo (Awadalla et al., 2023). Inspired by success of instruction tuning in LLMs (Wang et al., 2022c), a line of works have devoted efforts to build vision-oriented instruction-answer pairs through GPT4 and train models for imitation, such as LLAVA (Liu et al., 2023b), Otter (Li et al., 2023b), VisionLLM (Wang et al., 2023a), MultiInstruct (Xu et al., 2022), Lynx (Zeng et al., 2023), InstructBLIP (Dai et al.), CleverFlamingo (Chen et al., 2023a) and StableLLaVA (Li et al., 2023e). Recently, researchers have proven the efficiency of developing LVLMs with two stages of training, the first stage of abundant pretraining on image-caption pairs and the second stage of alignment on image-question-answer triples, such as PALI (Chen et al., 2022), PaLI-X (Chen et al., 2023d), Qwen-VL (Bai et al., 2023), and CogVLM (Wang et al., 2023b).

### A.2. Large Vision-Language Models with Reasoning

To further enhance the ability of LVLMs in solving high-level visual problems, research focusing on various aspects of reasoning is attracting broad attention. We simply divide existing studies into tree broad categories. The first line of research focus on enhance train models with a mastery of cross-modal grounded reasoning, where grounded instruction-following supervision is build through public visual grounding dataset or GPT4-V for training, including KOSMOS-2 (Peng et al., 2023), Shikra (Chen et al., 2023b), and GPT4ROI (Zhang et al., 2023a). The second aspect of efforts have been devoted into promoting models to understand artificial visual scenes, such as figures, charts, and receipts. These studies includes CogAgent (Hong et al., 2023) and CHARTVE (Huang et al., 2023a). Some other studies address the crucial problem of hallucination in LVLMs with counterfactual or interpretable reasoning (Yu et al., 2023; Yin et al., 2023). V\* (Wu & Xie, 2023) also contributes efforts to enhance the details recognition of VLMs based the LLM-guided searching process.

## B. Details of Data Production

In this section, we further introduce the details of CoM data production, with the overall algorithm of a pseudo code, an example of the solving steps generation with LLM and corresponding guideline, an example of the reasoning chains completion with visual tools. We also list the details of data statistics for the synthesised training data as well as the evaluation data of AutoCoM-test, followed by a limitation analysis for the current data production method.

### B.1. The Algorithm for A Reproducible Data Production

We provide the pseudocode of the CoM synthesis algorithm to clearly explain the process of data generation, thereby facilitating understanding and reproduction 1.

---

#### Algorithm 1 Synthesising Chain of Manipulations

---

```

1: Define:  $\begin{cases} \text{Manipulations} : \{f_i : x \rightarrow y \mid f_i \in \mathcal{M}\} \\ \text{Linguistic Annotator} : \Psi_L \quad // \text{We use GPT4 in this work} \\ \text{Visual Annotator} : \Psi_V \quad // \text{We use PaddleOCR and GroundingDINO in this work} \end{cases}$ 
2: Input: Image  $I$ , Question  $Q$ , Answer  $A$ 
3: // Linguistic Annotation
4: Prompt  $\Psi_L$  with guideline  $P^L$  to generate reasoning steps:

$$\varsigma = \Psi_L(Q|P^L), \quad \text{where} \begin{cases} \varsigma = (\text{steps}_1, \text{steps}_2, \dots) \\ \text{steps}_i = (f_i, \text{desc}_i) \end{cases} \quad (4)$$

5: Define tree  $\mathcal{T}$ 
6: for  $i = 1$  to  $|\varsigma|$  do
7:   Extract  $x_i, y_i$  instantiated with  $f_i$  in  $\text{step}_i$ 
8:   Extract referential boxes  $B$  from  $x_i$ 
9:   for  $b$  in  $B$  do
10:    Leverage  $\Psi_V$  to acquire corresponding visual content  $y'_i = \Psi(x_i|I, b)$ , and apply  $y_i$  to tree

$$\mathcal{T}.level[i].append(y_i) \quad (5)$$

11:   end for
12: end for
13: Traverse  $\mathcal{T}$  to obtain positive chains that leads to given answer with terminal return

$$[\varsigma_1, \varsigma_2, \dots] = DFS(\mathcal{T}|A) \quad (6)$$

14: Return  $[\varsigma_1, \varsigma_2, \dots]$ 

```

---

## B.2. Data Statistics

We develop a strategy to extract predicate phrases based constituency parsing with StandardCoreNLP, in which we extract verb, conjunction-connected verb phrase, preposition-connected verb phrase.

Besides the standard CoM data incorporating manipulations with explicit visual evidences, the proposed data synthesising framework is compatible of producing implicit visual reasoning steps  $step'_i = (desc_i)$  without involving the manipulations. We thereby also build this partial CoM data on the corpus consisting of absurd visual questions (*i.e.*, asking unanswerable questions based on the given image) to further resist the toxic hallucinations. Specifically, given an image  $I$  with a question  $Q$ , we prompt GPT-4V (OpenAI, 2023b) to solve the question step-by-step to acquire the reasoning chains.

Data Source	#QAs	#Chains	#Steps/Chain	#Manipulations Types/Chain
TextVQA (Biten et al., 2019)	10782	13766	2.93	2.41
ST-VQA (Singh et al., 2019)	4814	3959	2.88	2.43
TDIUC-count (Shrestha et al., 2019)	53547	54523	2.35	0.74
TDIUC-absurd (Shrestha et al., 2019)	11677	11677	4.09	-
AutoCoM-test	4609	8612	3.26	2.18

Table 4. Detailed statistics the the training data and evaluation data synthesised with CoM production.

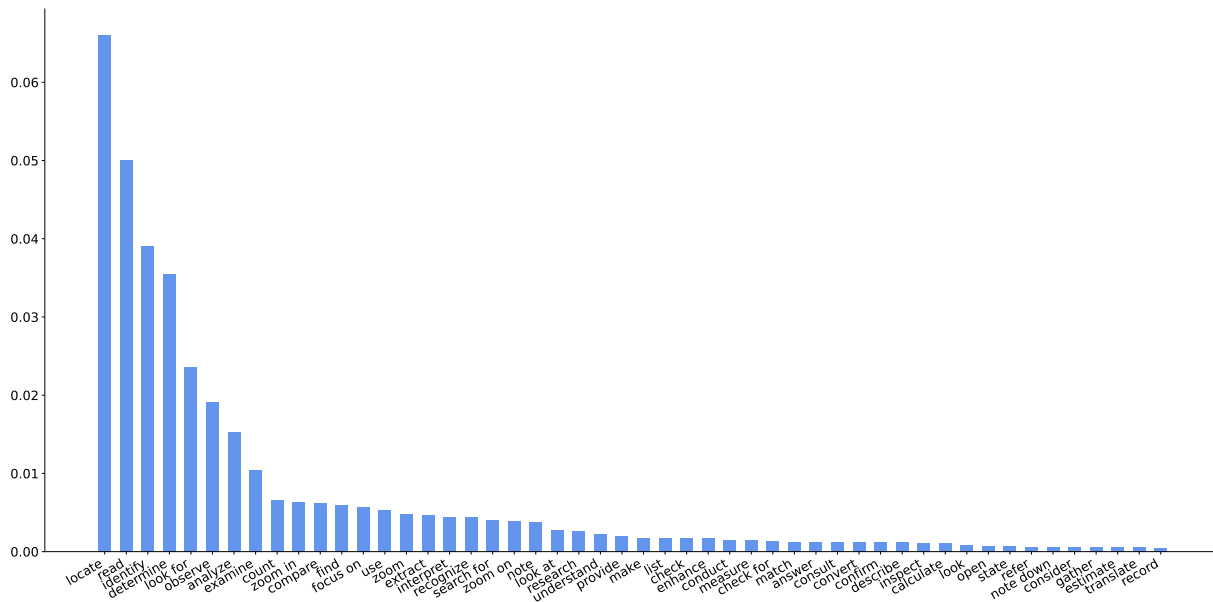


Figure 5. Distribution of the top-50 generated manipulations out of total 465 based on 5-shot prompting, where the first three bars are scaled with 20% for a smooth visualization of all data.

### B.3. Details of Linguistic/Visual Annotations

In this work, we adopt the GPT4-turbo as the linguistic annotator for generating problems solving steps, and the API call was conducted during the period of 2023.9 - 2023.12. For the visual annotators, we leverage the the currently best-performing tools, GroundingDINO and PaddleOCR, to acquire all visual contents requested by the manipulations. For a clear description to the production setting and results, we illustrate the guiding prompt, and an example-based linguistic annotation results as well as the visual annotation results in Figure 6.

### B.4. Limitation Analysis

For the implemented data framework, we engage the remarkable LLM to provide basic solving steps, adopt two reliable visual tools (*i.e.*, GroundingDINO and PaddleOCR) to acquire corresponding visual contents, and then perform the traversal to achieve feasible reasoning paths, which ensures the correctness and robustness of data synthesizing. However, we also find that there are three major limitations caused by the employed models and could be improved in future:

- The lack of diversity in linguistic reasoning steps. The 5-shot prompting to the GPT-4 gains a stable solving steps, but it also results in the descriptions for executing manipulations or general thinking are similar. We suggest that this can be addressed by employing diversified prompts or requirements.
- The inaccuracy of visual tools. We find that there are a considerable amount of negative paths caused by the failures of visual tools, such as the rough granularity of bounding boxes and the error recognition of slated letters or long sentences. This issue can be relieved by improving the semantic understanding capabilities of visual tools.

## C. Details of Training

### C.1. Launching Prompts

- Please solve the problem gradually via a chain of manipulations, where in each step you can selectively adopt one of the following manipulations GROUNDING(a phrase) $\rightarrow$ boxes, OCR(an image or a region) $\rightarrow$ texts, CROP\_AND\_ZOOMIN(a region on given image) $\rightarrow$ new\_image, CALCULATE(a computable target) $\rightarrow$ numbers, or invent a new manipulation, if that seems helpful. {QUESTION}
- Please tackle a given question in a stepbystep manner. For each step one of the following manipulations (depicted as Name(Input) $\rightarrow$ Retrun) can be optionally used: GROUNDING(a phrase) $\rightarrow$ boxes, OCR(an image or a region) $\rightarrow$ texts, CROP\_AND\_ZOOMIN(a region on given image) $\rightarrow$ new\_image, CALCULATE(a computable target) $\rightarrow$ numbers, or develop a new manipulation yourself (if it is indeed required). {QUESTION}
- Please go through the question incrementally with chain of manipulations (optionally use manipulation when needed) such as GROUNDING(a phrase) $\rightarrow$ boxes, OCR(an image or a region) $\rightarrow$ texts, CROP\_AND\_ZOOMIN(a region on given image) $\rightarrow$ new\_image, CALCULATE(a computable target) $\rightarrow$ numbers, and create a new manipulation if necessary. {QUESTION}

### C.2. Training settings





Parameters	Stage1-1	State1-2	Stage-2
Objective	next token prediction	next token prediction	next token prediction
Images	1.5B	40M	570K
Batch size	8192	1024	160
Iterations	120,000	60000	14000
Optimizer	AdamW	AdamW	AdamW
Learning rate	1e-4	1e-5	1e-5
Warm up steps	7200	1200	280
Trainable weights	6.5B visual expert	6.5B visual expert	6.5B visual expert

Table 5. Training details of all stages.

## D. Details of Representative Cases

MANIPULATIONS	<p><i>OCR<sub>i</sub>(tgt)-&gt;txt<sub>i</sub></i>: <i>i</i>-th OCR manipulation, that recognize the natural texts written on the target <code>tgt</code>, and return the recognized texts <code>txt<sub>i</sub></code>.</p> <p><i>calculate(tgt)-&gt;res<sub>i</sub></i>: <i>i</i>-th calculate manipulation, that calculate the formula specified by the target <code>tgt</code> in current image, and return the calculation result <code>res<sub>i</sub></code>.</p> <p><i>grounding<sub>i</sub>(tgt)-&gt;bbx<sub>i</sub></i>: <i>i</i>-th grounding manipulation, that locates the object(s) specified by the target noun phrase <code>tgt</code> in current image, and return the resulting bounding box(es) as <code>bbx<sub>i</sub></code> where each box is represented by the top-left and bottom-right coordinates.</p> <p><i>crop_and_zoomin<sub>i</sub>(bbx)-&gt;img<sub>i</sub></i>: <i>i</i>-th <i>crop_and_zoomin</i> manipulation which is useful to identify small and subtle objects in image, that first crops the current image using the box <code>bbx</code> defined by the top-left and bottom-right coordinates, and then zoom in the cropped image by two times and finally return the resulting image <code>img<sub>i</sub></code>.</p>
REQUIREMENTS (PROMPT)	<p>You are a visual assistant capable of generating solving steps for image-oriented visual questions. In each step, you can optionally use a manipulation to operate the image, which can be used to acquire specific information from the image or to acquire the processed new image (please be aware that these manipulations will not actually be performed when you generate the solving steps). The manipulation can be one from the predefined ones, or can be a new one you create yourself (should there indeed be a need), where the predefined manipulations with their descriptions are listed below:  <code>{MANIPULATIONS}</code>  Given a question <code>Q</code> about an image, please generate a series of essential solving steps, where the output of each step is a tuple consisting of a Manipulation (leave it to <code>None</code> if the current step doesn't involve any manipulation) and a Description: (1) Manipulation <code>f(x)-&gt;y</code>, that is the manipulation <code>f</code> targeting <code>x</code> to obtain specific information or image <code>y</code>; (2) Description, which is a sentence describing the current solving step.  Please adhere the following format: given an input of <code>Q</code>: <code>xxx</code>. The essential solving steps are: <code>'</code>; the output should like <code>'Step 1: (Manipulation, Description); Step 2: (Manipulation, Description); ...'</code>  There are several examples:  <code>{DEMONSTRATIONS}</code>  <code>Q: {QUESTION}</code> The essential solving steps are:</p>

Manipulations Definition and Linguistic Annotation Guideline

INPUTS	<p><b>Question:</b> What number police station is on the building?</p>			
OUTPUTS <sub>L</sub>	<p>Step 1: <code>grounding_1(the building)-&gt;bbx_1</code>,  Step 2: <code>(grounding_2(number police station on the building in box 'bbx_1')-&gt;bbx_2</code>,  Step 3: <code>(OCR_1(number in region 'bbx_2')-&gt;txt_1</code>,</p>	<p>Locate the building in the image and return the bounding box of the building as <code>'bbx_1'</code>.  Identify the number of the police station on the building in box <code>'bbx_1'</code> and return the bounding box of the number as <code>'bbx_2'</code>.  Recognize the number in the region <code>'bbx_2'</code> and return the recognized number as <code>'txt_1'</code>.</p>	Linguistic Annotation	
INPUTS	 <p><b>Question:</b> What number police station is on the building?</p> <p><b>Answer:</b> 43</p> <p>OUTPUTS<sub>L</sub></p>			
OUTPUTS <sub>V</sub>	 <p>Locate the building in the image and return the bounding box of the building as <code>'bbx_1'</code>.</p>	 <p>Identify the number of the police station on the building in box <code>'bbx_1'</code> and return the bounding box of the number as <code>'bbx_2'</code>.</p>	 <p>Recognize the number in the region <code>'bbx_2'</code> and return the recognized number as <code>'txt_1'</code>.</p>	Visual Annotation

An Example to show the linguistic annotation results and Visual annotation results

Figure 6. An example shows the configuration, inputs, outputs of the linguistic annotation and visual annotation.





**CoM:**

Given a question, please solve the question step-by-step with a chain of manipulations, where in each step you can optionally use one of the following manipulations (defined as Name(Input)->Return) on the image: GROUNDING(a phrase)->boxes, OCR(an image or a region)->texts, CROP\_AND\_ZOOMIN(a region on given image)->new\_image, CALCULATE(a computable target)->numbers, or a new manipulation created by yourself (if it is indeed needed).

**Question:** What is written on the traffic sign near the bus?

**Model:** Using GROUNDING(the traffic sign near the bus) to locate the traffic sign near the bus in current image, which is `[[084,157,926,703;676,146,740,273]]`. Utilizing OCR(texts in region `[[084,157,926,703]]`) to read the texts written on the traffic sign within region `[[084,157,926,703]]`, resulting Taxi. So ultimately, the conclusive answer to the question in discussion is Taxi.



**Visual Grounding:**

**Question:** Find the region in image that "a traffic sign" describes.

**Model:** `[[678,145,739,270]]`

**Grounded Captioning:**

**Question:** The goal of this task is to generate description for one part of the image. The part is specified by `[[678,145,739,270]]`.

**Model:** A no-tax sign

**Image Captioning:**

**Question:** In this task, you are given an image and you will need to generate some text to describe it. Please give me a concise answer.

**Answer:** Taxi bus with rainbow colors on side.

**Multi Choice:**

**Question:** Select the color that does not appear in the rainbow sign of this bus. (1) red. (2) yellow. (3) pink. (4) black. Please give me a direct answer.

**Answer:** black

**Detailed Captioning:**

**Question:** Explain the visual content of the image in great detail.

**Answer:** The image captures a scene on a city street, where a white bus with red and blue accents is parked. The bus bears the text "Trafalgar" in bold red letters across its side, indicating it's likely part of a tourist or travel company. The bus is positioned next to a traffic sign that reads "TAXI", suggesting it might be waiting for passengers or ready to embark on a journey. In the background, there are buildings and trees, adding depth to the urban landscape. The overall impression is one of a typical day in an urban setting, with a bus waiting for its passengers amidst the hustle and bustle of city life.

Figure 7. CogCoM demonstrates the flexible capabilities for adapting to different multimodal scenarios, including evidential visual reasoning, Visual Grounding, Grounded Captioning, Image Captioning, Multi Choice, and Detailed Captioning.