

# ANLS\* - A Universal Document Processing Metric for Generative Large Language Models

David<sup>1</sup>      Philemon<sup>1</sup>      Volckmar      Alexander      Sebastian  
Peer          Schöpf          Nebendahl      Rietzler      Stabinger

DeepOpinion  
<https://deepopinion.ai>

April 17, 2024

## Abstract

Traditionally, discriminative models have been the predominant choice for tasks like document classification and information extraction. These models make predictions that fall into a limited number of predefined classes, facilitating a binary true or false evaluation and enabling the direct calculation of metrics such as the F1 score. However, recent advancements in generative large language models (GLLMs) have prompted a shift in the field due to their enhanced zero-shot capabilities, which eliminate the need for a downstream dataset and computationally expensive fine-tuning. However, evaluating GLLMs presents a challenge as the binary true or false evaluation used for discriminative models is not applicable to the predictions made by GLLMs.

This paper introduces a new metric for generative models called ANLS\* for evaluating a wide variety of tasks, including information extraction and classification tasks. The ANLS\* metric extends existing ANLS metrics as a drop-in-replacement and is still compatible with previously reported ANLS scores. An evaluation of 7 different datasets, 6 different GLLMs and 3 different prompting methods using the ANLS\* metric is also provided, demonstrating the importance of the proposed metric.

We also benchmark a novel approach to generate prompts for documents, called SFT, against other prompting techniques such as LATIN. In 27 out of 35 cases, SFT outperforms other techniques and improves the state-of-the-art, sometimes by as much as 18 percentage points.

Sources are available at [https://github.com/deepopinion/anls\\_star\\_metric](https://github.com/deepopinion/anls_star_metric)

## 1 Introduction

The increases in model size, dataset size, and available compute have significantly advanced the state-of-the-art (SOTA) on many natural language processing (NLP) tasks [7, 4, 13, 12]. A unique and challenging domain within NLP is document processing, because documents contain text, images and tables and are, therefore, inherently multimodal. Additionally, the text is not strictly arranged in a linear fashion, but often has distinct positional structure within the 2D space of the document (i.e. the layout of the document). As such, document processing tasks are often addressed with specialized layout models [29, 28, 5] that improve the performance by encoding important 2D positional information of bounding boxes together with the text tokens.

While discriminative models such as LayoutLMv3 [5] have significantly advanced the state-of-the-art in document processing tasks, they still possess certain limitations. For instance, they are

---

<sup>1</sup>Equal contribution. Contact via [firstname.lastname@deepopinion.ai](mailto:firstname.lastname@deepopinion.ai)

<sup>2</sup>This paper was written with the assistance of GPT-4.

incapable of executing tasks that require additional synthesis, translation, or enhancement of text, as they cannot generate tokens and usually only label tokens. For example, a task may require extracting the date-time and transforming it into the YYYY-MM-DD format. Consequently, generative large language models (GLLMs) have garnered considerable attention in this field in recent times [25] as they can solve these problems without the need for additional post-processing steps. Furthermore, these models are usually pre-trained on large datasets, eliminating the need for fine-tuning them on a specific downstream task as is usually done for classical deep learning models [29, 28, 5]. Simply altering the input prompt (zero-shot) or providing a few examples demonstrating the task (few-shot) is sufficient to accomplish a task with decent performance. This is particularly crucial for document processing tasks, as the number of available datasets is limited and the creation of new ones is costly. Consequently, the community is moving towards large generative models for document processing tasks [25, 26].

While the evaluation of discriminative models typically relies on measuring the F1 score by counting correctly labeled bounding boxes coming from an OCR solution, this method is not applicable for GLLMs since the extracted, and possibly already pre-processed, information is directly returned as generated text. I.e. there is no direct connection between the OCR bounding boxes and the extracted information anymore. Generated text may also contain minor errors such as typos, which should be penalized differently compared to completely wrong answers. GLLMs are, therefore, typically evaluated using the Average Normalized Levenshtein Similarity (ANLS) metric [3], which is a normalized form of the Levenshtein similarity, assessing the closeness of a generated answer to the expected output. A shortcoming of the ANLS metric is that it can only deal with strings and lists, but cannot be used for dictionaries or any combination of types that are often encountered when dealing with information extraction tasks. Additionally, some tasks require to extract information with a list structure such as line-item extraction [14], which requires the evaluation of complex output objects.

In this paper, we introduce ANLS\*, a metric that can be used to evaluate a wide variety of tasks such as information extraction or classification, even in cases where output values that may contain minor errors are generated. It is worth mentioning, that this metric can also be used for discriminative models which allows for direct comparison of both discriminative and generative models with one single metric in the future. Additionally, the ANLS\* metric can be applied to unstructured as well as structured outputs or any combination of both which makes it a versatile tool for the evaluation of document processing tasks. The proposed metric extends all previously defined ANLS metrics [3]. That is, results that could be calculated using the ANLS metric remain unchanged under ANLS\*, while simultaneously offering greater flexibility. Therefore, it serves as a plug-in replacement for existing ANLS metrics.

Lastly, we provide qualitative as well as quantitative experiments using the proposed ANLS\* metric to demonstrate the importance of the proposed metric. Various GLLMs and prompting methods across different datasets are evaluated with the proposed metric. Those results are not only provided for the community as a baseline for future experiments, but the scripts to reproduce the results are also publicly available.

## 2 Related Work

**Metrics** The normalized Levenshtein similarity (NLS) was defined by Levenshtein et al. [10] to measure the similarity between words using the minimal distance between those words. Later, the Average Normalized Levenshtein Similarity (ANLS) was introduced by Biten et al. [3] for the evaluation of visual question-answering (VQA) tasks. The ANLS metric takes OCR errors into consideration, which makes it suitable for generative models. Tito et al. [20] further expanded the ANLS metric for the comparison of lists by using the Hungarian matching algorithm from Kuhn [9] to find the best match between the ground truth list and the predicted list. Finally, Van Landeghem et al. [22] extended the normalized Levenshtein similarity to account for predictions that should be null. This metric is not only useful for verifying the correct handling of unanswerable questions but also for penalizing hallucinations generated by GLLMs.

**LLMs for Document Processing** Xu et al. [29] introduced a novel layout-aware language model to encode bounding box information as well as visual information about the document in tokens in order to improve document processing tasks. They outperformed purely text-based models such as BERT [4] by a large margin. Novel developments with different attention layers and pre-training methods have later been introduced [28, 5]. A novel GLLM called DocLLM was introduced by Wang et al. [25] specifically for document processing tasks. This model captures cross-alignment between text and spatial modalities decomposing the attention mechanism of transformers. Although they could show significant improvements and novel pre-training methods, we will demonstrate that this model is still behind extremely large, purely text-based models, such as gpt-4 [2]. As a consequence, special prompting mechanisms that may encode OCR scanned documents in a way that is easier to understand by purely text-based models gained interest recently. Wang et al. [26] introduced such a prompting technique, called LATIN, to enhance the representation of documents for text-based GLLMs. Instead of directly encoding positional information in the tokens, they utilized layout-aware instruction prompts by using the positional information of the bounding boxes after the OCR scan. We developed a more advanced approach, called SFT that takes several properties of documents and LLMs into account. We will show that SFT is superior to LATIN and other prompting techniques.

<sup>1</sup>

Other approaches completely bypass the conversion from OCR to prompts by employing a multimodal model that directly processes documents without a separate OCR step. For instance, Kim et al. [8] developed an OCR-free document transformer architecture. Ye et al. [30] developed a generative multimodal model named MPlug-DocOWL that was trained on language-only, general vision-and-language, and document instruction tuning datasets.

### 3 Metric Definition

In this section, we introduce ANLS\*. The goal is to develop a metric that is not only compatible with the existing ANLS [3] and the ANLSL [20] metrics, but also penalizes unanswerable questions in case they are answered as proposed by Van Landeghem et al. [22]. Additionally, the ANLS\* metric should be a tool that is applicable for a wide variety of tasks, including tasks with dictionary outputs, lists or any combination of those in order to handle e.g. line-item extraction [14] as well as simple question-answering tasks. As a result, the ANLS\* metric serves as a direct drop-in replacement for all standard ANLS metrics defined by the community so far, and can additionally be used for evaluating all document-processing tasks.

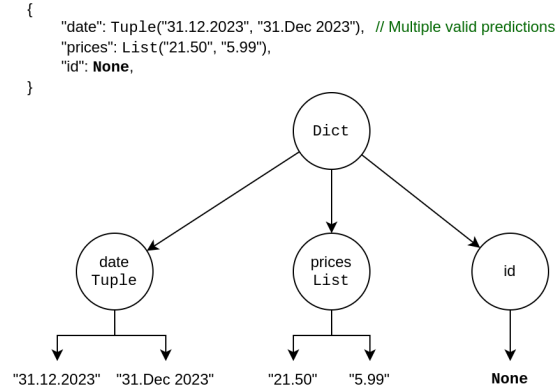
#### 3.1 Supported data types

The ANLS\* metric supports the following data types:

1. **String** - To compare strings against each other using the normalized Levenshtein similarity.
2. **None** - Sometimes questions are not answerable. With this type it can be checked, whether the model does not answer. Any answer other than None will be penalized. On the other hand, if a model generates e.g. a None key in a dictionary that is not in the ground truth, ANLS\* ignores it rather than penalizing or rewarding it.
3. **Tuple** - Compare the given answer with each element in the tuple and select the element that produces the maximum ANLS\* score. This is also provided by the classical ANLS metric [3].
4. **List** - Sometimes it is required to extract information in the form of lists from a document. For example, extracting all purchased items found in an invoice. While the order is not important, the list should contain all items. Note that the same item can occur multiple times in lists. Hungarian matching [9] is used to compare the ground truth and the predicted list against each other. Both, missing elements as well as hallucinated elements, are penalized as introduced by Tito et al. [20].

---

<sup>1</sup>The scope of this paper does not include an introduction of SFT. It may be introduced in a future publication.

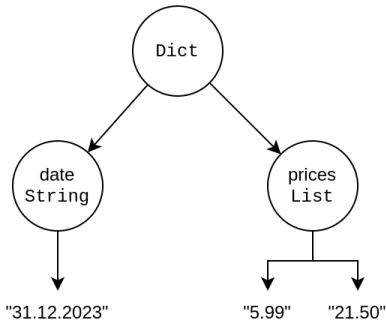


(a) Ground truth.

```

{
  "date": "31.12.2023",
  "prices": List("5.99", "21.50"),
}

```

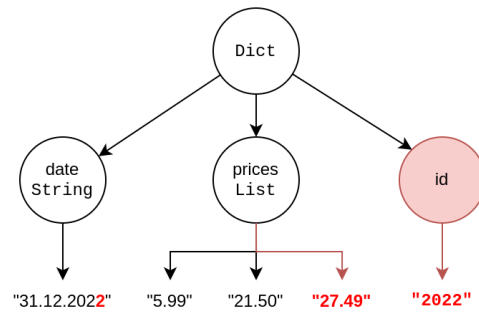


(b) Prediction with ANLS\* = 1.0.

```

{
  "date": "31.12.2022",
  "prices": List("5.99", "21.50", "27.49"),
  "id": "2022",
}

```



(c) Prediction with ANLS\* < 1.0.

Figure 1: Examples of how the ground truth, as well as predictions, are decomposed into a tree structure. A correct prediction is shown in Figure 1b, while Figure 1c visualizes a partially incorrect prediction. Its worth mentioning that any hallucination as well as incorrect types are penalized as well. More examples are given in Table 1.

5. Dict - For document information extraction it is usually required to extract key-value pairs. For example, when extracting the date and total value from an invoice. Missing keys as well as hallucinated keys are penalized.

It is worth mentioning that all combinations of the above types are supported as well. For example, a dictionary may contain lists of strings or the elements of a list may be dictionaries. The implementation of the ANLS\* metric maps those complex structures into a tree and compares the ground truth tree against the predicted tree from the model. Figure 1a visualizes how the ground truth is decomposed into a tree structure that can then be compared against predictions for an example.

Figure 1b demonstrates a prediction with ANLS\* = 1.0 w.r.t Figure 1a. Finally, Figure 1c shows an example of a partially incorrect prediction. Note that the ANLS\* metric is not only able to detect wrong strings but also wrong output structures. For example, the prediction may be a list, although a dictionary was expected. All these cases are correctly handled by the ANLS\* metric.

### 3.2 Formal definition of the ANLS\* metric

In the following, the ground truth is denoted as  $g$  and the prediction as  $p$ . Note that the type of the ground truth  $\text{type}(g)$  may differ from the type of the prediction  $\text{type}(p)$  in case the GLLM returns incorrect results. For example, the GLLM may answer with a sentence although a list was expected. The idea of the metric is to generate a tree from the ground truth as well as a tree from the prediction and to compute a matching between both trees. Additionally, the metric is normalized to account for different lengths of the ground truth and the prediction. Overall, the ANLS\* metric is defined as follows:

$$\text{ANLS}^*(g, p) = \frac{s(g, p)}{l(g, p)} \quad (1)$$

where  $s$  is the score between the ground truth and the prediction and  $l$  is the size of the trees  $g$  and  $p$  such that  $\text{ANLS}^*(g, p) \in [0, 1]$ . Additionally, it is worth noting that each prediction in this tree is given equal weight. This implies that leaf nodes of large sub-trees carry the same weight as leaf nodes that appear at the top level.

#### 3.2.1 Definition of the score $s$

The score  $s$  is defined recursively to measure the similarity between the ground truth and the prediction. Note that in order to distinguish between the *one of* semantic of a ground truth list used by the original ANLS metric, and the matching semantic implemented in the ANLSL metric, we introduced Tuples for the former and Lists for the latter. The score  $s$  is defined as follows:

$$s(g, p) = \begin{cases} 1.0 & \text{if } \text{type}(g) = \text{type}(p) = \text{None} \\ 1.0 - \frac{\text{LD}(g, p)}{\max(|g|, |p|)} & \text{if } \text{type}(g) = \text{type}(p) = \text{String} \text{ and } s(g, p) \geq \tau \\ s(g_i, p) \text{ with } i = \text{argmax}_i(\text{ANLS}^*(g_i, p)) & \text{if } \text{type}(g) = \text{Tuple} \\ \sum_{(g_i, p_i) \in \psi(g, p)} s(g_i, p_i) & \text{if } \text{type}(g) = \text{type}(p) = \text{List} \\ \sum_{k \in \text{keys}(p)} s(g_k, p_k) & \text{if } \text{type}(g) = \text{type}(p) = \text{Dict} \text{ and } k \in \text{keys}(p) \\ 0.0 & \text{otherwise} \end{cases} \quad (2)$$

with LD being the Levensthein distance and  $\tau$  being the normalized Levensthein distance threshold which is set to  $\tau = 0.5$ .  $\psi$  is the Hungarian matching algorithm [9] performed according to the pairwise ANLS\* of each ground truth and prediction element. This algorithm returns an optimal matching of elements between two lists w.r.t. a given score. The score for type mismatches (i.e., different subtrees) yields a score of 0.0. The function  $\text{keys}(x)$  returns all keys of a dictionary  $x$ , that are not None. It is important that  $\text{keys}(x)$  ignores None values in order to penalize hallucinations correctly.

### 3.2.2 Definition of the length $l$

To normalize  $s$ , we define the length  $l$  of each type as follows:

$$l(g, p) = \begin{cases} 1 & \text{if } \mathbf{type}(x) = \mathbf{type}(p) = \text{None} \\ 1 & \text{if } \mathbf{type}(g) = \mathbf{type}(p) = \text{String} \\ l(g_i, p) \text{ with } i = \operatorname{argmax}_i(\text{ANLS}^*(g_i, p)) & \text{if } \mathbf{type}(g) = \text{Tuple} \\ \sum_{(g_i, p_i) \in \psi(g, p)} l(g_i, p_i) & \text{if } \mathbf{type}(g) = \mathbf{type}(p) = \text{List} \\ + \sum_{g_u \notin \psi(g, p)} l_t(g_u) & \\ + \sum_{p_u \notin \psi(g, p)} l_t(p_u) & \\ \sum_{k \in \mathbf{keys}(p) \cap \mathbf{keys}(g)} l(g_k, p_k) & \text{if } \mathbf{type}(g) = \mathbf{type}(p) = \text{Dict} \\ + \sum_{k \in \mathbf{keys}(g) - \mathbf{keys}(p)} l_t(g_k) & \\ + \sum_{k \in \mathbf{keys}(p) - \mathbf{keys}(g)} l_t(p_k) & \\ \max(l_t(g), l_t(p)) & \text{otherwise} \end{cases} \quad (3)$$

As can be seen, the length is weighted for all type matches accordingly. Nevertheless, it is not guaranteed that the prediction produced the correct output structure. On the other hand, a partially correct structure should not get a score of 0.0. To this end, we match the subtree and penalize wrong types via another length function  $l_t$ . It can be seen that the maximum length is used between the ground truth and the prediction -  $\max(l_t(g), l_t(p))$  - such that both, missing subtrees, as well as hallucinated subtrees, are penalized equally. The length function  $l_t$  is defined as follows:

$$l_t(x) = \begin{cases} 1 & \text{if } \mathbf{type}(x) = \text{None} \\ 1 & \text{if } \mathbf{type}(x) = \text{String} \\ \max_{x_i \in x} l_t(x_i) & \text{if } \mathbf{type}(x) = \text{Tuple} \\ \sum_{x_i \in x} l_t(x_i) & \text{if } \mathbf{type}(x) = \text{List} \\ \sum_{k \in \mathbf{keys}(x)} l_t(x_k) & \text{if } \mathbf{type}(x) = \text{Dict} \end{cases} \quad (4)$$

where  $x$  is either a (sub)tree of the prediction  $p$  or a (sub)tree of the ground truth  $g$ .

Using the ANLS\* metric we will next showcase some examples to demonstrate the behavior of the metric. In a quantitative study, we will later show that ANLS\* is a suitable metric for a wide variety of tasks.

## 4 Experimental Evaluation

In this section, we evaluate the performance of the ANLS\* metric both qualitatively and quantitatively. The source code required to reproduce these results can be accessed at [https://github.com/deepopinion/anls\\_star\\_metric](https://github.com/deepopinion/anls_star_metric).

### 4.1 Examples

Different ANLS\* scores for various ground truths and predictions are provided below, to offer the reader some insight into which predictions are considered as good and which are considered as bad. We also show some limitations of the proposed method. Note that tuples are interpreted as *one of* and lists are interpreted as *all of*.

Several cases for good and bad predictions including type mismatches are shown in Table 1. Additionally, we added some edge cases in Table 2 that may seem counter-intuitive at first, but they

Table 1: ANLS\* scores for different predictions and ground truth types.

Id	Description	Ground Truth	Prediction	ANLS*
1	Correct String	Hello World	Hello World	1.0
2	Typo	Hello World	Hello Wolrd	0.82
3	Incorrect String	Hello World	How are you?	0.0
4	Hallucination	None	Hello World!	0.0
5	One of n	tuple>Hello, World)	Hello	1.0
6	Typo in one of n	tuple>Hello, World)	Wolrd	0.6
7	Expected String	Hello World	list>Hello, World)	0.0
8	Correct List	list>Hello, World)	list(World, Hello)	1.0
9	Missing Element	list>Hello, World)	list>Hello)	0.5
10	Correct Dict	{a:Hello, b:World}	{b:World, a:Hello}	1.0
11	Missig Key	{a:Hello, b:World}	{a:Hello}	0.5
12	Hallucinated Key	{a:Hello, b:World}	{b:World, a:Hello, c:Great}	0.67
13	Complex Object	{a:Hello, b:list(W,r,l,d)}	{a:Hello, b:list(w,r,d)}	0.8

Table 2: ANLS\* scores for edge cases.

Id	Description	Ground Truth	Prediction	ANLS*
14	list casted implicitly to tuple	list>Hello, World)	Hello	1.0
15	Comparison of numbers	0.2	0.199999999	0.0
16	Incorrect Format	31.12.2023	31.Dec 2023	0.58
17	Unanswerable Question - Incorrect Answer	Yesterday	Last Week	0.0
18	Unanswerable Question - No Answer	Yesterday	None	0.0

are required in order to keep the metric consistent with the previously defined ANLS and ANLSL metrics.

The first edge case #14 shown in Table 2 (list automatically casted to a tuple) is implemented to ensure compatibility with common datasets where possible answers are returned as lists, while the actual answer is a single string. According to the proposed semantics, all possible answers should be tuples. However, to ensure the reproducibility of experiments with classical QA datasets, we implemented this implicit casting in cases where the ground truth is a list and the prediction is a string. In case 15, it is evident that numbers are not interpreted as numbers, but a string comparison is performed instead. Case 16 illustrates that different formats may produce a high error, even though the semantics are the same. Lastly, cases 17 and 18 demonstrate that completely incorrect answers are weighted equally to missing answers.

## 4.2 Experimental Evaluation

In this subsection, the quantitative evaluation of the ANLS\* metric on many different datasets and different GLLMs is shown. More precisely, we evaluated two QA datasets (DocVQA [11], MPDocVQA [21]) and five information extraction datasets (Kleister Charity [15], Kleister NDA [15], SROIE [6], VRDU Ad Buy [27], VRDU Registration[27]). We used LangChain [1] for the implementation. Whenever a request to a provider failed (e.g. network timeouts etc.), we send the same request with a sleep time of 10 seconds again. After 5 retries we considered the request as failed resulting in ANLS\* of 0.0. We used the following prompts to query each model:

## QA prompt

```
You are a world-class question answering system.
You are given a document and a question. You must answer the question based on
→ the document.
Precisely answer the question without any additional text.
Its very important to NOT write full sentences!
Note: Ensure that the answer is precisely contained in the original document.
Here is the document:
{document}
Here is the question:
{question}
```

## Information extraction prompt

```
You are a document information extraction system.
You are given a document and a json with keys that must be extracted from the
→ document.
Here is the document:
{document}
{format_instructions}
```

Format extractions are automatically generated by LangChain according to the given dataset and keys that must be extracted. For representing the document itself, different prompting methods were evaluated (Simple, LATIN, SFT). More details can be found in the provided source code. For vision based models we excluded the document and added one user message per page directly including the corresponding image without executing any OCR.

Note that special prompting techniques were required for mistral-large as well as claude-3 in order to get decent values. We refer to the source code for more details. The results are shown in Table 5. For gemini-pro we set the safety filter to "High" to not measure false positives of the safety filter.

For the evaluation, we always report the values of the newest model version. A detailed comparison between different intermediate versions of GPT as well as Gemini is given in the appendix. The following models were evaluated in this table:

1. gpt-3.5-turbo-16k (gpt-3.5-turbo-16k-0613)
2. gpt-4-turbo (Vgpt-4-1106-preview)
3. gpt-4-vision (gpt-4-vision-preview-1106) [2]
4. gemini-pro (gemini-1.5-pro-preview-0409) [17]
5. mistral-large (Feb. 2024) [18]
6. claude-3 (claude-3-opus) [16]

**GLLM Comparison** First of all, it can be seen that the only model that the best performing models are currently claude-3 and gemini-1.5-pro. Both models are good in both, VQA as well as IE tasks. So its not clear yet when to select one over the other. Nevertheless, it can be seen that gpt-4-turbo, gpt-4-vision as well as mistral-large are quite behind those two models. One interesting finding worth mentioning is that gemini-1.5-pro has a quite a restrictive safety filter which explains lower scores on the SROIE dataset as we found that this filter had quite some false-positives on the address field of this dataset. So in future we expect that the same model with an improved safety filter will outperform the other models on even more datasets. A detailed comparison of intermediate versions of GPT as well as Gemini is given in the appendix.



Table 3: ANLS\* score for different GLLMs and Datasets.

No document prompting method is required for vision-based models. Therefore Latin Prompting and SFT is not executed for those.

Dataset	Method	gpt-4-turbo	gpt-4-vision	gemini-1.5-pro	mistral-large	claude-3
DocVQA	Simple	0.589	0.759	0.647	0.445	0.768
	Latin Prompting	0.631	-	0.668	0.447	0.762
	<b>SFT (Ours)</b>	0.770	-	0.737	0.648	<b>0.831</b>
MPDocVQA	Simple	0.606	0.708	0.627	0.364	0.636
	Latin Prompting	0.656	-	0.726	0.335	0.438
	<b>SFT (Ours)</b>	0.760	-	<b>0.794</b>	0.476	0.575
Kleister Charity	Simple	0.708	0.751	0.764	0.652	<b>0.800</b>
	Latin Prompting	0.728	-	0.763	0.576	0.787
	<b>SFT (Ours)</b>	0.733	-	0.779	0.657	0.786
Kleister NDA	Simple	0.633	0.664	<b>0.722</b>	0.637	0.673
	Latin Prompting	0.643	-	0.707	0.624	0.670
	<b>SFT (Ours)</b>	0.659	-	0.715	0.641	0.677
SROIE	Simple	0.849	0.834	0.594	0.855	0.933
	Latin Prompting	0.847	-	0.623	0.863	0.926
	<b>SFT (Ours)</b>	0.890	-	0.623	0.905	<b>0.949</b>
VRDU AD Buy	Simple	0.483	0.640	0.645	0.386	0.577
	Latin Prompting	0.506	-	0.686	0.435	0.608
	<b>SFT (Ours)</b>	0.712	-	<b>0.765</b>	0.594	0.633
VRDU Registration	Simple	0.609	0.665	0.730	0.579	0.685
	Latin Prompting	0.614	-	0.749	0.587	0.715
	<b>SFT (Ours)</b>	0.590	-	<b>0.780</b>	0.639	0.705

**Different Prompting Methods** Table 5 shows the result for three different prompting methods. The highest scores of 5 out of 7 datasets were achieved with our SFT method. Only for Kleister Charity and Kleister NDA this was not the case. Results for KleisterNDA are very close. For Kleister Charity we found that documents contain mainly text and almost no positional encoding which may describe why SFT and LATIN did not improve simple prompting. Nevertheless, documents usually contain 2D structures and not purely text which shows the importance of specialized prompt formatting techniques such as SFT.

**GLLMs with Vision Capabilities** Prompting techniques are mainly required as those models only support text input. Nevertheless, some models exist that support vision capabilities. Although the gpt-4-vision model reaches decent scores, it is still behind our SFT solution which exploits an OCR scanner. In all cases gpt-4-turbo + SFT outperformed gpt-4-vision. This is a strong indicator that vision models are not yet competitive against specialized OCR scanners when combined with advanced prompting techniques.

**Comparison with DocLLM** Wang et al. [25] developed and trained a special generative model for documents with 7B parameters. They report 0.634 on DocVQA and 0.499 zero-shot scores on Kleister Charity. Those scores are quite behind our SFT solution with 0.831 on DocVQA and 0.800 on Kleister Charity. This shows that smaller specialized models are not yet competitive against large purely text-based models that exploit specialized document prompting techniques.

**Open-source Models** We also made tests with mixtral-8x7b, but found that those models are still far behind closed-source models. We, therefore, decided to not include those models in the final evaluation and will report additional results in a future or updated publication.

## 5 Conclusion & Discussion

In this paper, we introduce a novel metric called ANLS\*, which serves as a plug-in replacement for existing ANLS metrics. This metric is not only applicable for traditional GLLM tasks such as QA, but also for information extraction tasks, and even for more complex outputs. We demonstrate that ANLS\* is a versatile metric for a broad range of tasks. We evaluate the ANLS\* metric using three different GLLMs on seven different datasets. We also demonstrate that more advanced methods such as SFT outperform prompting techniques, such as LATIN. We found that claude-3 is competitive against gpt-4-turbo, but all others are still behind those two models. For DocLLM we believe that this specially trained model is still too small with 7B parameters to be competitive against larger pure text-based models. Unfortunately, it is not available at the time of writing such that combinations of prompting techniques with DocLLM can not be tested yet.

We posit that ANLS\* is a suitable metric for the evaluation of generative models and should be adopted for future use. We also claim that the ANLS\* metric is suitable for discriminative models, allowing for a comparison of generative and discriminative models using a single metric. We hope that the ANLS\* metric will be adopted by the community in the future.

# Appendices

## A Results GPT

In this appendix, a detailed evaluation of different versions of GPT is shown.

Table 4: ANLS\* score for different versions of GPT.

No document prompting method is required for vision-based models. Therefore Latin Prompting and SFT is not executed for those.

Dataset	Method	gpt-3.5-turbo-16k-0613	gpt-3.5-turbo-0125	gpt-4-1106-preview	gpt-4-turbo-2024-04-09	gpt-4-vision-preview-1106
DocVQA	Simple	0.576	0.550	0.607	0.589	0.759
	Latin Prompting	0.620	0.626	0.699	0.631	-
	<b>SFT (Ours)</b>	0.768	0.733	0.790	0.770	-
MPDocVQA	Simple	0.507	0.461	0.635	0.606	0.708
	Latin Prompting	0.489	0.507	0.739	0.656	-
	<b>SFT (Ours)</b>	0.724	0.731	0.781	0.760	-
Kleister Charity	Simple	0.527	0.564	0.743	0.708	0.751
	Latin Prompting	0.477	0.493	0.735	0.728	-
	<b>SFT (Ours)</b>	0.534	0.548	0.763	0.733	-
Kleister NDA	Simple	0.361	0.575	0.695	0.633	0.664
	Latin Prompting	0.412	0.593	0.705	0.643	-
	<b>SFT (Ours)</b>	0.315	0.562	0.703	0.659	-
SROIE	Simple	0.509	0.706	0.835	0.849	0.834
	Latin Prompting	0.723	0.708	0.851	0.847	-
	<b>SFT (Ours)</b>	0.792	0.649	0.873	0.890	-
VRDU AD Buy	Simple	0.414	0.084	0.553	0.483	0.640
	Latin Prompting	0.424	0.211	0.586	0.506	-
	<b>SFT (Ours)</b>	0.676	0.452	0.770	0.712	-
VRDU Registration	Simple	0.586	0.615	0.676	0.609	0.665
	Latin Prompting	0.606	0.630	0.673	0.614	-
	<b>SFT (Ours)</b>	0.637	0.654	0.711	0.590	-

## B Results Gemini

In this appendix, a detailed evaluation of different versions of Gemini is shown.

Table 5: ANLS\* score for different versions of Gemini.

No document prompting method is required for vision-based models. Therefore Latin Prompting and SFT is not executed for those.

Dataset	Method	gemini-1.0-pro-001	gemini-1.5-pro-preview-0409
DocVQA	Simple	0.586	0.647
	Latin Prompting	0.676	0.668
	<b>SFT (Ours)</b>	0.741	0.737
MPDocVQA	Simple	0.603	0.627
	Latin Prompting	0.502	0.726
	<b>SFT (Ours)</b>	0.616	0.794
Kleister Charity	Simple	0.583	0.764
	Latin Prompting	0.478	0.763
	<b>SFT (Ours)</b>	0.633	0.779
Kleister NDA	Simple	0.623	0.722
	Latin Prompting	0.599	0.707
	<b>SFT (Ours)</b>	0.552	0.715
SROIE	Simple	0.263	0.594
	Latin Prompting	0.371	0.623
	<b>SFT (Ours)</b>	0.288	0.623
VRDU AD Buy	Simple	0.510	0.645
	Latin Prompting	0.556	0.686
	<b>SFT (Ours)</b>	0.685	0.765
VRDU Registration	Simple	0.699	0.730
	Latin Prompting	0.740	0.749
	<b>SFT (Ours)</b>	0.720	0.780

## References

- [1] Langchain. <https://github.com/langchain-ai/langchain>. Accessed: 31-01-2024.
- [2] Josh Achiam, Steven Adler, Sandhini Agarwal, Lama Ahmad, Ilge Akkaya, Florencia Leoni Aleman, Diogo Almeida, Janko Altenschmidt, Sam Altman, Shyamal Anadkat, et al. Gpt-4 technical report. *arXiv preprint arXiv:2303.08774*, 2023.
- [3] Ali Furkan Biten, Ruben Tito, Andres Mafla, Lluís Gomez, Marçal Rusinol, Ernest Valveny, CV Jawahar, and Dimosthenis Karatzas. Scene text visual question answering. In *Proceedings of the IEEE/CVF international conference on computer vision*, pages 4291–4301, 2019.
- [4] Jacob Devlin, Ming-Wei Chang, Kenton Lee, and Kristina Toutanova. BERT: Pre-training of deep bidirectional transformers for language understanding. In *Proceedings of the 2019 Conference of the North American Chapter of the Association for Computational Linguistics: Human Language Technologies*, pages 4171–4186, Minneapolis, Minnesota, June 2019. Association for Computational Linguistics.
- [5] Yupan Huang, Tengchao Lv, Lei Cui, Yutong Lu, and Furu Wei. Layoutlmv3: Pre-training for document ai with unified text and image masking. In *Proceedings of the 30th ACM International Conference on Multimedia*, pages 4083–4091, 2022.
- [6] Zheng Huang, Kai Chen, Jianhua He, Xiang Bai, Dimosthenis Karatzas, Shijian Lu, and CV Jawahar. Icdar2019 competition on scanned receipt ocr and information extraction. In *2019 International Conference on Document Analysis and Recognition (ICDAR)*, pages 1516–1520. IEEE, 2019.

- [7] Jared Kaplan, Sam McCandlish, Tom Henighan, Tom B Brown, Benjamin Chess, Rewon Child, Scott Gray, Alec Radford, Jeffrey Wu, and Dario Amodei. Scaling laws for neural language models. *arXiv preprint arXiv:2001.08361*, 2020.
- [8] Geewook Kim, Teakgyu Hong, Moonbin Yim, JeongYeon Nam, Jinyoung Park, Jinyeong Yim, Wonseok Hwang, Sangdoon Yun, Dongyoon Han, and Seunghyun Park. Ocr-free document understanding transformer. In *European Conference on Computer Vision*, pages 498–517. Springer, 2022.
- [9] Harold W Kuhn. The hungarian method for the assignment problem. *Naval research logistics quarterly*, 2(1-2):83–97, 1955.
- [10] Vladimir I Levenshtein et al. Binary codes capable of correcting deletions, insertions, and reversals. In *Soviet physics doklady*, volume 10, pages 707–710. Soviet Union, 1966.
- [11] Minesh Mathew, Dimosthenis Karatzas, and CV Jawahar. Docvqa: A dataset for vqa on document images. In *Proceedings of the IEEE/CVF winter conference on applications of computer vision*, pages 2200–2209, 2021.
- [12] David Peer, Bart Keulen, Sebastian Stabinger, Justus Piater, and Antonio Rodriguez-Sanchez. Improving the trainability of deep neural networks through layerwise batch-entropy regularization. *Transactions on Machine Learning Research*, 2022. URL <https://openreview.net/forum?id=LJoh15DnZf>.
- [13] David Peer, Sebastian Stabinger, Stefan Engl, and Antonio Rodríguez-Sánchez. Greedy-layer pruning: Speeding up transformer models for natural language processing. *Pattern Recognition Letters*, 157:76–82, 2022.
- [14] Štěpán Šimsa, Milan Šulc, Michal Uříčář, Yash Patel, Ahmed Hamdi, Matěj Kocián, Matyáš Skalický, Jiří Matas, Antoine Doucet, Mickaël Coustaty, et al. Docile benchmark for document information localization and extraction. *arXiv preprint arXiv:2302.05658*, 2023.
- [15] Tomasz Stanisławek, Filip Graliński, Anna Wróblewska, Dawid Lipiński, Agnieszka Kaliska, Paulina Rosalska, Bartosz Topolski, and Przemysław Biecek. Kleister: key information extraction datasets involving long documents with complex layouts. In *International Conference on Document Analysis and Recognition*, pages 564–579. Springer, 2021.
- [16] Claude AI Team. Claude-3. <https://www.anthropic.com/news/claude-3-family>, . Accessed: 20-03-2024.
- [17] Gemini Team, Rohan Anil, Sebastian Borgeaud, Yonghui Wu, Jean-Baptiste Alayrac, Jiahui Yu, Radu Soricut, Johan Schalkwyk, Andrew M Dai, Anja Hauth, et al. Gemini: a family of highly capable multimodal models. *arXiv preprint arXiv:2312.11805*, 2023.
- [18] Mistral AI Team. Mistral large. <https://mistral.ai/news/mistral-large/>, . Accessed: 27-02-2024.
- [19] Katherine Tian, Eric Mitchell, Allan Zhou, Archit Sharma, Rafael Rafailov, Huaxiu Yao, Chelsea Finn, and Christopher D Manning. Just ask for calibration: Strategies for eliciting calibrated confidence scores from language models fine-tuned with human feedback. *arXiv preprint arXiv:2305.14975*, 2023.
- [20] Rubèn Tito, Dimosthenis Karatzas, and Ernest Valveny. Document collection visual question answering. In *Document Analysis and Recognition-ICDAR 2021: 16th International Conference, Lausanne, Switzerland, September 5–10, 2021, Proceedings, Part II 16*, pages 778–792. Springer, 2021.
- [21] Rubèn Tito, Dimosthenis Karatzas, and Ernest Valveny. Hierarchical multimodal transformers for multipage docvqa. *Pattern Recognition*, 144:109834, 2023.

- [22] Jordy Van Landeghem, Rubèn Tito, Łukasz Borchmann, Michał Pietruszka, Paweł Joziak, Rafał Powalski, Dawid Jurkiewicz, Mickaël Coustaty, Bertrand Anckaert, Ernest Valveny, et al. Document understanding dataset and evaluation (dude). In *Proceedings of the IEEE/CVF International Conference on Computer Vision*, pages 19528–19540, 2023.
- [23] Jordy Van Landeghem, Rubèn Tito, Łukasz Borchmann, Michał Pietruszka, Paweł Joziak, Rafał Powalski, Dawid Jurkiewicz, Mickaël Coustaty, Bertrand Anckaert, Ernest Valveny, et al. Document understanding dataset and evaluation (dude). In *Proceedings of the IEEE/CVF International Conference on Computer Vision*, pages 19528–19540, 2023.
- [24] Ramakrishna Vedantam, C Lawrence Zitnick, and Devi Parikh. Cider: Consensus-based image description evaluation. In *Proceedings of the IEEE conference on computer vision and pattern recognition*, pages 4566–4575, 2015.
- [25] Dongsheng Wang, Natraj Raman, Mathieu Sibue, Zhiqiang Ma, Petr Babkin, Simerjot Kaur, Yulong Pei, Armineh Nourbakhsh, and Xiaomo Liu. Docllm: A layout-aware generative language model for multimodal document understanding. *arXiv preprint arXiv:2401.00908*, 2023.
- [26] Wenjin Wang, Yunhao Li, Yixin Ou, and Yin Zhang. Layout and task aware instruction prompt for zero-shot document image question answering, 2023.
- [27] Zilong Wang, Yichao Zhou, Wei Wei, Chen-Yu Lee, and Sandeep Tata. Vrdu: A benchmark for visually-rich document understanding. In *Proceedings of the 29th ACM SIGKDD Conference on Knowledge Discovery and Data Mining*, pages 5184–5193, 2023.
- [28] Yang Xu, Yiheng Xu, Tengchao Lv, Lei Cui, Furu Wei, Guoxin Wang, Yijuan Lu, Dinei Florencio, Cha Zhang, Wanxiang Che, Min Zhang, and Lidong Zhou. LayoutLMv2: Multi-modal pre-training for visually-rich document understanding. pages 2579–2591, Online, August 2021. Association for Computational Linguistics.
- [29] Yiheng Xu, Minghao Li, Lei Cui, Shaohan Huang, Furu Wei, and Ming Zhou. Layoutlm: Pre-training of text and layout for document image understanding. In *Proceedings of the 26th ACM SIGKDD International Conference on Knowledge Discovery & Data Mining*, pages 1192–1200, 2020.
- [30] Jiabo Ye, Anwen Hu, Haiyang Xu, Qinghao Ye, Ming Yan, Yuhao Dan, Chenlin Zhao, Guohai Xu, Chenliang Li, Junfeng Tian, et al. mplug-docowl: Modularized multimodal large language model for document understanding. *arXiv preprint arXiv:2307.02499*, 2023.