
Similarity-based Neighbor Selection for Graph LLMs

Rui Li¹ Jiwei Li² Jiawei Han³ Guoyin Wang⁴

Abstract

Text-attributed graphs (TAGs) present unique challenges for direct processing by Language Learning Models (LLMs), yet their extensive commonsense knowledge and robust reasoning capabilities offer great promise for node classification in TAGs. Prior research in this field has grappled with issues such as over-squashing, heterophily, and ineffective graph information integration, further compounded by inconsistencies in dataset partitioning and underutilization of advanced LLMs. To address these challenges, we introduce Similarity-based Neighbor Selection (SNS). Using SimCSE and advanced neighbor selection techniques, SNS effectively improves the quality of selected neighbors, thereby improving graph representation and alleviating issues like over-squashing and heterophily. Besides, as an inductive and training-free approach, SNS demonstrates superior generalization and scalability over traditional GNN methods. Our comprehensive experiments, adhering to standard dataset partitioning practices, demonstrate that SNS, through simple prompt interactions with LLMs, consistently outperforms vanilla GNNs and achieves state-of-the-art results on datasets like PubMed in node classification, showcasing LLMs' potential in graph structure understanding. Our research further underscores the significance of graph structure integration in LLM applications and identifies key factors for their success in node classification. Code is available at <https://github.com/ruili33/SNS>.

tential in tackling reasoning-intensive tasks in a wide range of fields including language understanding (OpenAI, 2023), multi-hop reasoning (Wei et al., 2022; Fu et al., 2023), vision (Wang et al., 2023b; Berrios et al., 2023), and robotics (Zeng et al., 2023; Yu et al., 2023). Beyond these areas, much real-world data is structured in graph forms, which cannot be directly transformed into text. Text-attributed graphs (TAGs), characterized by nodes with textual attributes, represent a significant subset of such data. In theory, TAGs' node classification task should significantly benefit from LLMs: First, its text-based nature could be dramatically enhanced by LLMs' ability on text understanding. Additionally, many node classification tasks require extensive commonsense knowledge, expert knowledge, and robust reasoning capabilities, which meet the expertise of LLMs.

Several recent studies have explored the path of integrating graph structure information into prompts, including directly encoding node and edge lists (Liu & Wu, 2023; Wang et al., 2023a), summarization-based methods (Chen et al., 2023; Guo et al., 2023), γ -hop random neighbor selection and attention based methods (Huang et al., 2023). Unfortunately, as far as we are concerned, existing LLM-based node classification approaches still significantly underperform traditional supervised graph learning models such as GCNs (Kipf & Welling, 2017) and GATs (Veličković et al., 2018). One key reason for the inferior performances of LLMs is the inherent structure disparity between TAGs and natural language prompts. Up to date, there hasn't been a consensus on how to effectively incorporate graph information into LLMs: γ -hop random neighbor selection (without any neighbor ranking) often leads to issues such as over-squashing (Topping et al., 2021; Deac et al., 2022; Alon & Yahav, 2020) and heterophily; while attention based method using LLMs for top-k neighbor selection is also shown to be suboptimal (Gatto et al., 2023) and problematic. Moreover, the partitioning of datasets for some existing research lacks consistency and standardization.

In response, we propose similarity-based neighbor selection (SNS) for node classification in TAGs. SNS begins with Recursive Neighbor Selection to discern labeled neighbors progressively from closer to more distant hops, tailored to each node's specific context. This is followed by Similarity-based Neighbor Ranking Strategy, drawing inspiration from the message-passing mechanism in GAT. Given the frequent

1. Introduction

Large Language Models (LLMs) (OpenAI, 2023; Touvron et al., 2023; Chowdhery et al., 2022) show remarkable po-

¹University of Science and Technology of China ²Zhejiang University ³University of Illinois at Urbana-Champaign ⁴Bytedance. Correspondence to: Rui Li <rui.li@mail.ustc.edu.cn>, Guoyin Wang <guoyin.wang@bytedance.com>.

Preprint.

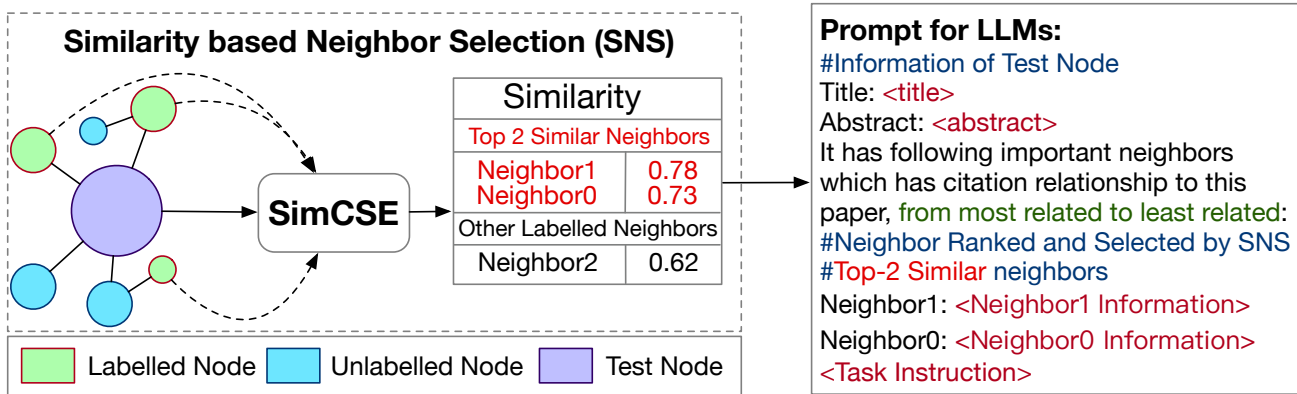


Figure 1. An overview of SNS and the prompt for LLMs. **Top 2 Similar Neighbors** are ranked and selected according to similarity determined by SimCSE (Gao et al., 2021), and subsequently incorporated into the prompts sequentially from most to least related.

occurrence of heterophily in graph structures, selecting appropriate neighbors is critical. We employ SimCSE (Gao et al., 2021) to measure and rank the similarity between text attributes of nodes and their neighbors. The top-ranking neighbors are then integrated into our prompts, improving graph information integration and mitigating issues like heterophily and over-squashing. Figure 1 illustrates the SNS methodology and the prompt structure for LLMs.

We conducted extensive experiments across 5 widely-used node classification datasets. For a fair comparison with supervised GNN baselines, we adhered rigorously to the data partitioning strategies outlined in the graph community (Veličković et al., 2018; Hu et al., 2020a). Throughout these experiments, we identified several critical factors that are pivotal for the success of LLMs in node classification:

1. Recursive Neighbor Selection and Similarity-based Neighbor Ranking are crucial, as shown in Sections 2.3 and 4.
2. The capabilities of LLMs matter. GPT-4 significantly outperforms GPT-3.5 in many datasets.
3. Incorporating textual information from neighboring nodes generally enhances performance, though label inclusion’s efficacy varies by dataset.

SNS consistently outperforms supervised graph learning baselines (GCN, GAT, and GraphSAGE (Hamilton et al., 2017)) and all existing prompt-based methods across five widely-used benchmarks, achieving state-of-the-art results on PubMed. To the best of our knowledge, SNS is the first prompt-based approach that could achieve performance superior to vanilla GNNs on node classification. Meanwhile, LLMs significantly benefit from graph structure integration, showing marked improvements over vanilla zero-shot scenarios.

Our extensive experiments reveal that, despite utilizing a linear training object, LLMs exhibit initial proficiency in handling node classification on graph-structured data. Compared to GNN-based methods, SNS offers several advantages: it requires no training or fine-tuning, is inherently inductive and easily generalizes to new nodes and graphs, demonstrates better scalability to large graphs, and maintains constant time complexity for single-node prediction. Building upon this observation, we highlight that with the extensive pre-trained knowledge base and advanced reasoning capabilities, LLMs hold the potential for generalizing to some tasks in TAGs without the necessity for external tools or additional fine-tuning.

2. Similarity based Neighbor Selection

2.1. Preliminaries

Text-Attributed Graphs: A text-attributed graph (TAG) is a graph $G = (\mathcal{V}, E)$, where \mathcal{V} denotes the set of vertices and E denotes the set of edges. Each node $v \in \mathcal{V}$ possesses an associated text attribute $T_v = \{w_1, \dots, w_n\}$, where n denotes the length of the text sequence.

Node Classification: In a partially labeled graph, where only a subset of nodes $\mathcal{L} \in \mathcal{V}$ have labels $y_{\mathcal{L}}$, the objective is to deduce the labels y_U for the unlabeled nodes $U = \mathcal{V} \setminus \mathcal{L}$, utilizing the graph’s structure and the text attributes.

2.2. Challenges

Challenges current LLMs face for the node classification task are four folds:

- (1) **Discerning neighbor importance:** Directly incorporating information about randomly sampled 1-hop or 2-hop neighbors into prompts (Chen et al., 2023; Huang et al., 2023) without any ranking or selection has not yielded satisfactory results. The reason behind this is that it is hard for

Table 1. Results for five node classification datasets across Zero-shot, Zero-shot CoT, Few-shot and Few-shot CoT using GPT-3.5.

Experiment Settings	Cora	PubMed	CiteSeer	Ogbn-arxiv	Ogbn-products
Zero-shot	66.5	89.2	69.6	73.4	79.0
Zero-shot CoT	62.8	90.8	67.2	68.9	72.7
Few-shot	66.9	88.2	66.0	71.5	80.8
Few-shot CoT	65.4	86.4	64.7	69.4	73.8

LLMs to distinguish between varying levels of importance and relatedness when it comes to their neighbors.

(2) **Over-squashing** (Topping et al., 2021; Deac et al., 2022; Alon & Yahav, 2020) denotes the situation where the model fails to leverage all available information when excessive neighbor information is supplied. Over-squashing occurs when a large graph’s information is compressed into a limited number of dimensions, resulting in information loss and potentially diminishing the effectiveness. While prevalent in traditional graph learning methods like GCNs, over-squashing is particularly pronounced in LLMs when graph information is not adequately filtered, due to their intrinsic limited capacity for long-term dependencies (Liu et al., 2022) and the hard token limit on input length.

(3) **Struggles with heterophilous graphs:** Heterophily describes a situation where connected nodes in a graph are more likely to differ than resemble, a scenario contrasting with homophily. For LLMs, given that their attention mechanisms fundamentally rely on similarity (Vaswani et al., 2017), heterophilous graphs present a significant challenge.

(4) **The dilemma of balancing increased information against the potential noise from distant neighbors.** Previous research often focuses on providing LLMs with nodes within γ -hop (e.g. $\gamma = 2$), potentially leading to suboptimal graph information utilization. For nodes with abundant labeled 1-hop neighbors, this proximity may be sufficient for accurate LLM predictions, rendering the inclusion of 2-hop neighbors, which typically convey less relevance and more noise, unnecessary. In contrast, for nodes with sparse labeled 2-hop neighbors, expanding to more distant neighbors can reveal additional labeled nodes, thereby enhancing the decision-making data available to LLMs.

2.3. Similarity based Neighbor Selection

To address the challenges above, we draw inspiration from GAT. GAT assigns varying weights to different neighbors based on attention scores through message passing. This selective attention enables GAT to focus on a subset of nodes, thereby alleviating the over-squashing issue. Additionally, this approach is advantageous in addressing the heterophily issue, as the model can assign lower weights to neighbors that exhibit heterophilous characteristics, allowing for more nuanced information aggregation.

To adapt this line of thinking to LLMs, we propose Similarity based Neighbor Selection (SNS in short) shown in Figure 1. SNS is composed of two strategies:

2.3.1. RECURSIVE NEIGHBOR SELECTION:

SNS commences with a Recursive Neighbor Selection process, beginning with the retrieval of a node’s 1-hop neighbors, followed by an exploration of successive neighboring hops. The search terminates upon identifying a sufficient number of labeled neighbors or reaching a pre-established maximum number of search layers γ ($\gamma = 5$ in our experiments). The threshold number of neighbors, denoted as α , is a layer-specific hyperparameter. In our experiments, we set $\alpha = 2$ for the first layer, and $\alpha = 1$ for the rest layers.

The strategy of recursive neighbor selection resolves the challenge of incorporating distant neighbors. It allows for tailored decisions regarding neighbor selection for each node based on their specific context. For example, a node surrounded by numerous labeled neighbors may limit its search to a smaller hop distance. In contrast, nodes with fewer labeled neighbors may extend their search to more distant neighbors. This strategy effectively minimizes noise while ensuring adequate information is captured for accurate decision-making.

2.3.2. SIMILARITY-BASED NEIGHBOR RANKING STRATEGY:

SNS proceeds with a Similarity-based Neighbor Ranking Strategy, selectively integrating neighbor nodes into the prompt, prioritizing those with higher similarity to the target node’s attributes. We adopt SimCSE (Gao et al., 2021) as our similarity metric, calculating the cosine similarity between the text attribute of each node and that of its neighbors. Neighbors are then ranked based on this similarity score. Subsequently, we select the top-k neighbors (where k is a hyperparameter, shown in Table 7) demonstrating the highest similarity. Upon identifying the top-ranking neighbors, they are sequentially added to the prompt, arranged by descending order of their cosine similarity scores.

The integration of SimCSE into our Similarity-based Neighbor Ranking Strategy adeptly addresses the difficulty LLMs face in evaluating neighbor importance. By prioritizing neighbors with high similarity scores, this method effi-

Table 2. Prompts used in experiments across different settings. M represents the method to select neighbors, which could be SNS, γ -hop Random (γ -hop random neighbor selection) or 1-hop attention. The neighbors obtained by SNS are incorporated into the prompt in descending order of their cosine similarity scores. The {Neighbor Instruction for M} is shown in Table 8 in Appendix C.2. The {Task Instruction w/o Neighbor} and {Task Instruction w/ Neighbor} for each dataset are shown in Table 9 and 10 in Appendix C.2.

Experiment Settings	Prompts
Vanilla Zero-shot	Title: {title}\nAbstract: {abstract}\n{Task Instruction w/o Neighbor}
M+label	Title: {title}\nAbstract: {abstract}\n{Neighbor Instruction for M}\nNeighbor Paper0: {{Category: {Neighbor Paper0 Label}}}\n\n... (More Neighbors) ... \n{Task Instruction w/ Neighbor}
M+text	Title: {title}\nAbstract: {abstract}\n{Neighbor Instruction for M}\nNeighbor Paper0: {{Title: {Neighbor Paper0 Title}}}\n\n... (More Neighbors) ... \n{Task Instruction w/ Neighbor}
M+text+label	Title: {title}\nAbstract: {abstract}\n{Neighbor Instruction for M}\nNeighbor Paper0: {{Category: {Neighbor Paper0 Label}}\nTitle: {Neighbor Paper0 Title}}}\n\n... (More Neighbors) ... \n{Task Instruction w/ Neighbor}

ciently filters out lower-quality graph information, optimizing the use of limited context capacity and mitigating oversquashing. Additionally, it skillfully addresses heterophily by excluding dissimilar neighbors, as the similarity metric inherently selects nodes with analogous characteristics, thus elevating the relevance and quality of integrated neighbor data.

2.4. Discussion

SNS exhibits several advantageous properties compared to traditional GNN-based methods:

- (1) First, SNS offers a zero-shot solution for node classification with LLMs, delivering promising performance without the need for training or fine-tuning.
- (2) Second, as a prompt-based approach, SNS is inherently inductive, facilitating straightforward generalization to new nodes and graphs.
- (3) Third, the method boasts superior scalability, with a constant time complexity for single-node processing, in contrast to the significant increase in time complexity and memory usage experienced by GNNs in larger graph applications.
- (4) Finally, SNS effectively leverages the extensive commonsense knowledge and robust reasoning capabilities of cutting-edge LLMs.

3. Experiments

3.1. Datasets

In this study, we evaluate SNS and baselines on five widely-used node classification benchmarks: Cora (McCallum et al., 2000), PubMed (Sen et al., 2008), CiteSeer (Giles et al., 1998), Ogbn-arxiv and Ogbn-products (Hu et al., 2020a). To

enable apple-to-apple comparisons, our experimental setup adheres closely to the methodologies outlined in Veličković et al. (2018); Hu et al. (2020a). Specifically, for Cora, PubMed and CiteSeer, our experimental design includes 20 training examples per class, alongside a validation set of 500 nodes and a test set of 1,000 nodes. For Ogbn-arxiv and Ogbn-products, we maintain the original dataset partitions as established in Hu et al. (2020a). Considering the high cost associated with the OpenAI API, we randomly sampled a subset of 1,000 nodes from the test sets of Ogbn-arxiv and Ogbn-products for our evaluation.

3.2. Preliminary Experiments

To identify the most suitable prompting methods for node classification, we conducted trials on all 5 datasets using mainstream approaches: Zero-shot, Zero-shot with Chain-of-Thought (Zero-shot CoT) (Kojima et al., 2022), Few-shot (Brown et al., 2020), Few-shot CoT (Wei et al., 2022), employing GPT-3.5. The results are shown in Table 1.

Our findings align with Huang et al. (2023); Wei et al. (2022), reveal limited or negative benefits of few-shot and CoT prompting on node classification tasks. Few-shot prompting’s limited effectiveness is due to the node classification task’s complexity, which demands more specialized knowledge compared to standard text classification tasks. For example, Ogbn-arxiv involves classifying 40 subfields in computer science, which requires a breadth of knowledge beyond the boundary of few-shot learning. Another possible explanation comes from Li et al. (2023), which suggest that LLMs can attain few-shot performance levels even in zero-shot settings, highlighting LLM’s zero-shot ability. CoT techniques, meanwhile, prove less effective due to the knowledge-driven rather than reasoning-driven nature of node classification, potentially introducing extraneous noise.

Table 3. Comparison of SNS with γ -hop random neighbor selection (γ -hop Random in the table, $\gamma = 1, 2, 3$), 1-hop attention (Huang et al., 2023), vanilla zero-shot in text+label scenarios, alongside SNS performance across text-only, label-only, and combined text and label scenarios. Considering the memory issue, the GAT results on Ogbn-products are derived through GAT with NeighborSampling (Veličković et al., 2018; Hamilton et al., 2017).

Experiment Settings	Cora	PubMed	CiteSeer	Ogbn-arxiv	Ogbn-products
<i>GPT3.5</i>					
Vanilla Zero-shot	66.5	89.5	69.6	73.4	79.0
1-hop Attention+text+label	72.4	90.6	71.5	72.3	82.0
1-hop Random+text+label	72.2	90.7	71.6	72.7	82.5
2-hop Random+text+label	75.6	91.0	72.9	71.6	82.0
3-hop Random+text+label	70.5	90.8	73.0	72.6	80.4
SNS+text+label	78.5	91.4	75.0	74.4	84.6
SNS+label	78.5	90.6	73.6	74.4	83.8
SNS+text	69.0	92.1	71.4	73.7	80.5
<i>GPT4</i>					
Vanilla Zero-shot	67.4	92.8	72.3	72.9	80.1
SNS+text+label	82.5	93.8	74.6	74.2	88.3
<i>GNNs</i>					
GCN (Kipf & Welling, 2017)	79.3 ± 0.2	79.9 ± 0.2	72.1 ± 0.5	70.1 ± 0.3	76.2 ± 0.3
GAT (Veličković et al., 2018)	81.4 ± 0.4	79.9 ± 0.9	72.3 ± 0.1	71.0 ± 0.3	81.3 ± 0.3*
GraphSAGE (Hamilton et al., 2017)	80.4 ± 0.5	79.3 ± 0.2	73.4 ± 0.1	71.3 ± 0.2	78.4 ± 0.4

Hence, we employed zero-shot prompting in our primary experiments for its relative effectiveness and simplicity.

3.3. Experimental Settings and Baselines

We compare SNS against three baselines: γ -hop random neighbor selection (γ -hop Random in short, $\gamma = 1, 2, 3$), 1-hop attention¹ (Huang et al., 2023) and vanilla zero-shot scenario. γ -hop random neighbor selection involves integrating data from randomly selected neighbors within a γ -hop radius (aka the 1-hop and 2-hop prompting in Huang et al. (2023)), while vanilla zero-shot scenario does not incorporate any graph information. As mentioned in Section 3.2, our evaluation focuses on zero-shot prompting. Additionally, we assessed SNS against three baselines under the text+label scenario and explored various strategies for incorporating neighbor information into SNS, namely text-only, label-only, and text+label approaches. The prompts used in our main experiments are shown in Table 2. For comparison with traditional graph-based methods, we utilize GCN (Kipf & Welling, 2017), GAT (Veličković et al., 2018) and GraphSAGE (Hamilton et al., 2017) as our graph baselines.

In our main experiments, we utilize GPT3.5 (gpt-3.5-turbo), GPT4 (OpenAI, 2023)² as the model backbone. GPT-3.5

¹Limited by LLMs’ context capacity, attention-based methods operate within a 1-hop range, consistent with Huang et al. (2023).

²https://platform.openai.com/docs/models

serves as the default model for our ablation studies, unless stated otherwise.

3.4. Results

The results summarized in Table 3 demonstrate that the integration of graph structures and neighbor information leads to LLMs consistently outperforming Vanilla GNNs by considerable margins in zero-shot scenarios, achieving state-of-the-art performance on PubMed. Moreover, across all datasets, LLMs show enhanced performance when including SNS-augmented graph information within the prompts, significantly exceeding the results in vanilla zero-shot scenarios. These findings underscore the potential of LLMs, with suitably crafted prompts and judicious neighbor selection, to effectively utilize graph information and exhibit emerging capabilities in node classification tasks within TAGs.

On the other hand, the consistent superiority of LLMs using SNS over γ -hop random neighbor selection and 1-hop attention is evident. This demonstrates the superiority of SNS in enhancing textual graph representation and graph information utilization.

Notably, in PubMed, the incorporation of neighbor information remains efficacious even at an advanced stage of model performance, enhancing accuracy from 92.8% in the vanilla zero-shot scenario to 93.8%, thereby achieving state-of-the-

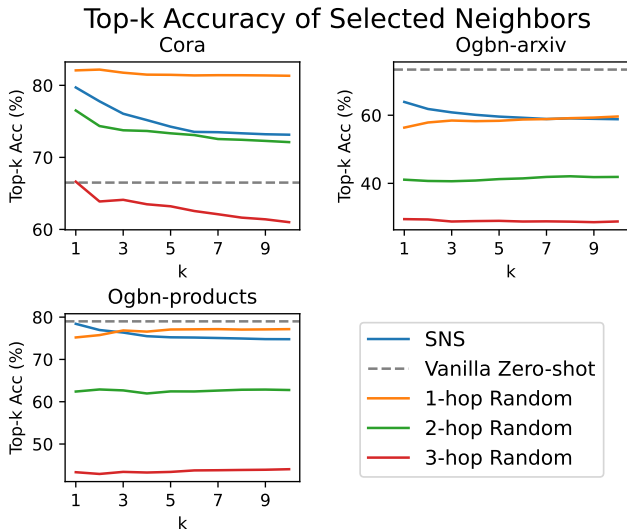


Figure 2. Top-k neighbors accuracy of SNS, random neighbor selection, and LLMs’ vanilla zero-shot accuracy across 3 datasets.

Table 4. Failure (failed to find labeled neighbors) rate of each selection method in Cora. γ -hop Ran represents γ -hop random neighbor selection.

	1-hop Ran	2-hop Ran	3-hop Ran	SNS
Cora	40.3	10.6	5.3	4.9

art results³. This observation compellingly suggests that, in many scenarios, graph information retains its utility for LLMs even after achieving substantial initial success.

Furthermore, our results consistently demonstrate that incorporating textual information into the prompts enhances performance in all scenarios for GPT3.5. This aligns with our intuition that neighbors’ textual attributes offer valuable context about the subject paper and its neighbors. However, the impact of integrating label information varies across datasets. It significantly enhances performance in Cora and Ognb-products, but leads to a decline in PubMed. This disparity likely stems from differences in top-k neighbor accuracy among datasets, as illustrated in Figure 7.

4. Ablation Studies

Quality of Neighbors between SNS and Random Neighbor Selection. To evaluate the neighbor selection quality of SNS and γ -hop random neighbor selection, we investigate top-k neighbor accuracy, reflecting the proportion of top-k neighbors sharing the same label with the test node, as

³The previous state-of-the-art method on PubMed, ACM-Snowball-3 (Luan et al., 2021), achieved an accuracy of 91.44% (is surpassed by our performance, 93.8%), as reported on <https://paperswithcode.com/sota/node-classification-on-pubmed>.

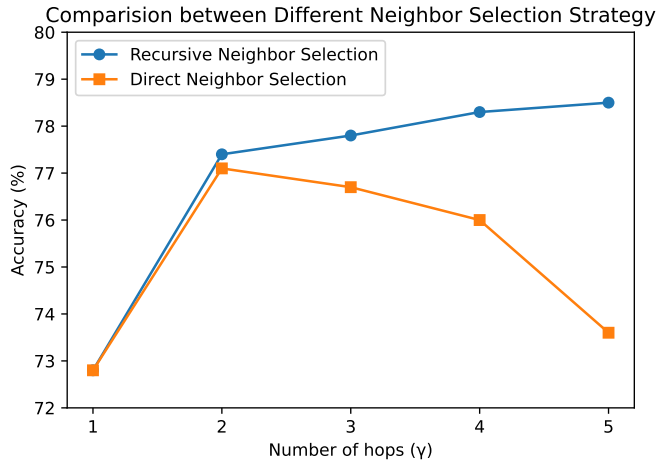


Figure 3. Comparison between Recursive Neighbor Selection and Direct Selection across different hops (γ).

shown in Figure 2. Additionally, Table 4 presents the failure rates for each method in Cora, indicating the frequency at which these methods fail to identify a labeled neighbor.

Despite including distant neighbors and greatly enriching graph information (shown in Table 4), SNS maintains competitive top-k accuracy relative to 1-hop random selection, underscoring its superior neighbor quality. Besides, SNS effectively mitigates the issue of heterophily in distant neighbors, as evidenced by its superior top-k neighbor accuracy compared to 2-hop and 3-hop random neighbor selection.

Furthermore, the observation that the zero-shot accuracy significantly exceeds the top-k neighbor accuracy in Ognb-arxiv and PubMed (see Figure 7) might potentially explain why there is little increase in accuracy, or even a decrease, after adding the labels of neighbors.

SimCSE: Comparative analysis of SNS performance with and without the ranking of SimCSE (Gao et al., 2021), as presented in Table 5. Besides, the top-k accuracy of neighbors selected by SNS with and without ranking by SimCSE are shown in Figure 7 in Appendix B.1. The findings, encompassing both overall performance and top-k neighbor accuracy, consistently demonstrate the enhanced efficacy of SNS with SimCSE, highlighting the critical role of SimCSE in neighbor ranking.

Recursive Neighbor Selection vs Direct Selection. We contrast Recursive Neighbor Selection with Direct Selection, the latter being a simple method in γ -hop random neighbor selection (Chen et al., 2023; Huang et al., 2023), characterized by the inclusion of all labeled neighbors within γ -hop, without customizing for each node. This comparative analysis focuses on their respective performances across varying hop counts (denoted as γ). After selecting neighbors, we apply Similarity-based Neighbor Ranking Strategy for both

Table 5. Comparison of SNS performance with and without SimCSE in a zero-shot scenario using GPT-3.5.

Experiment Settings	Cora	PubMed	CiteSeer	Ogbn-arxiv	Ogbn-products
SNS w/o SimCSE+label	77.2	90.4	73.6	73.6	82.4
SNS w/ SimCSE+label	78.5	90.6	73.6	74.4	83.8
SNS w/o SimCSE+text	68.8	91.1	70.0	73.3	79.5
SNS w/ SimCSE+text	69.0	92.1	71.4	73.7	80.5
SNS w/o SimCSE+text+label	77.8	90.8	74.1	73.8	82.7
SNS w/ SimCSE+text+label	78.5	91.4	75.0	74.4	84.6

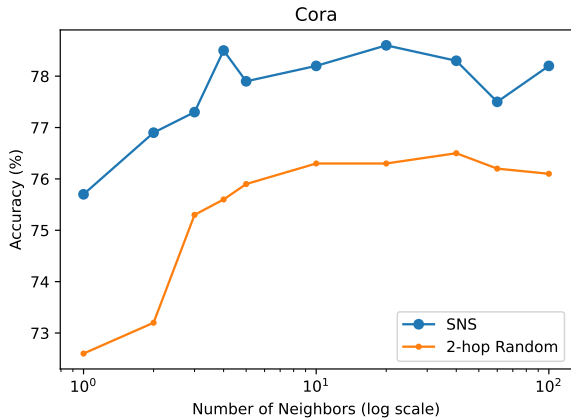


Figure 4. The results of SNS and 2-hop random neighbor selection for Cora across different numbers of neighbors (k).

methods. The results on cora are delineated in Figure 3.

The findings reveal that Recursive Neighbor Selection significantly surpasses Direct Selection in efficacy, particularly as the number of hops (γ) increases. Notably, the performance of Recursive Neighbor Selection improves with larger values of γ , suggesting its effective utilization of distant neighbors’ information. Conversely, Direct Selection demonstrates a decline in performance with increased hop counts, indicative of an over-squashing problem inherent to this approach.

Number of Neighbors We examined the impact of varying neighbor count (parameter k in Section 2.3) on the performance of SNS and 2-hop random neighbor selection for Cora, as depicted in Figure 4. The results reveal that LLMs benefit from an increased number of neighbors when the initial count is low. However, performance reaches a plateau beyond a certain threshold, with minor fluctuations. This finding aligns with our discussion on over-squashing in LLMs in Section 2.2, highlighting LLMs’ limited utility from excessive neighbor information at high k values, resulting in performance stagnation.

Comparison between SNS with TAPE (He et al., 2023). To elucidate the differential roles of LLMs in enhancement and prediction, we conducted a comparative analysis of SNS and TAPE. It is important to note that due to the differing

Table 6. Comparison between TAPE (on GCN, GraphSAGE, RevGAT (Li et al., 2021)) and SNS.

	Cora	PubMed
TAPE+GCN	79.0 ± 0.7	81.8 ± 1.0
TAPE+SAGE	79.2 ± 0.4	86.1 ± 2.1
TAPE+RevGAT	78.4 ± 1.2	85.9 ± 1.9
SNS-GPT3.5	78.5	91.4
SNS-GPT4	82.5	93.8

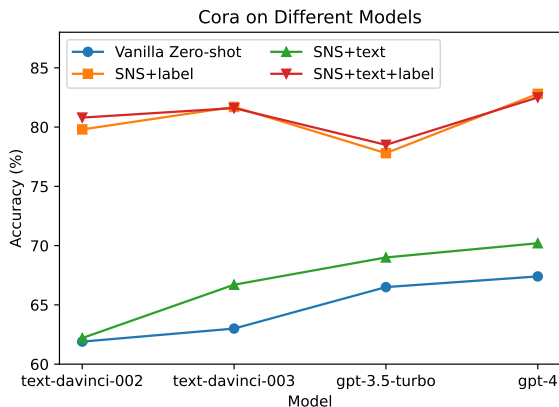


Figure 5. The performance of SNS across LLMs with varying capabilities on Cora.

dataset splits from our study to He et al. (2023), the results of TAPE vary from their study. The comparative results are detailed in Table 6.

Our analysis reveals that when LLMs are employed primarily for prediction, as in our method, they are more adept at addressing challenges in low labeling settings where insufficient data is available for fine-tuning Pre-trained Language Models (PLMs). Furthermore, our approach demonstrates superior scalability compared to the method employed by He et al. (2023). Their high-cost approach for generating LLM explanations led to challenges in processing the ogbn-products dataset, necessitating subgraph sampling. In contrast, our method scales more efficiently to larger datasets, maintaining a computational complexity of $O(1)$ for single-node prediction.

SNS on Different Models: Figure 5 and 6 display SNS’s performance across four notable LLMs, ranging from less to more advanced models, including text-davinci-002, text-davinci-003, gpt-3.5-turbo, and gpt-4, evaluated on Cora and Ogbn-products datasets. The results strongly indicate SNS’s efficacy across various models, underscoring the importance of graph information. Further details and discussions are provided in Appendix A.

5. Related Work

5.1. GNNs for TAGs

GNNs have been developed to process graph data, building upon the message-passing framework (Gilmer et al., 2017). This has led to the creation of various GNN variants. GCN (Kipf & Welling, 2017) adapts convolutional structures to graph data, while GAT (Veličković et al., 2018) leverages the attention mechanism for enhanced message-passing expressiveness (Liu et al., 2023b). GraphSAGE (Hamilton et al., 2017) provides a scalable inductive approach for generating embeddings for new data. However, some of these methods often require training on entire graphs, potentially limiting scalability and generalization to new graphs.

5.2. PLMs for TAGs

PLMs (Devlin et al., 2018; Lewis et al., 2020; Radford et al., 2019) could further enhance GNNs by enriching node embeddings. One notable methodology is the cascaded architecture (Zhu et al., 2021; Chien et al., 2021; Hu et al., 2020b; Duan et al., 2023), where the generation of node embeddings is independent from the training of GNNs. Besides, some works belong to iterative architecture, such as DRAGON (Yasunaga et al., 2022), Graphormer (Yang et al., 2021) and Heterformer (Jin et al., 2023). This architecture trains PLMs and GNNs in an iterative strategy, enabling PLMs to get insights from the graph structure. Since these studies are initially designed for the link-prediction task, which lacks solid semantic interpretation, they are not included as our baselines.

5.3. LLMs for TAGs

The integration of LLMs and graph data has received increasing attention across the community. InstructGLM (Ye et al., 2023) and GraphGPT (Tang et al., 2023) adopted instruction tuning to apply LLMs to TAGs. LLMtoGraph (Liu & Wu, 2023) and NLGraph (Wang et al., 2023a) integrate graph structures by crafting prompts containing node and edge lists. GraphText (Zhao et al., 2023) generates graph-syntax trees to encapsulate knowledge in the graph structure. GPT4Graph (Guo et al., 2023) uses LLMs with prompts that include context summarization and format explanation. Another study, examining LLMs as Enhancers and Predic-

tors, reveals initial efficacy in incorporating neighbors’ text summarization (Chen et al., 2023).

Huang et al. (2023) introduce 1-hop and 2-hop random neighbor selection as well as 1-hop attention prompting, positing that structural data can improve LLM performance, especially with limited textual node attributes. However, their results show 1-hop attention often underperforms compared to 1-hop and 2-hop random selection. Their approach also lacks a thorough integration of distant neighbors and uses LLMs for neighbor ranking, a method critiqued for inefficiency (Gatto et al., 2023) and problematic given LLMs’ context limitations.

Consequently, these studies fall short of optimally leveraging graph information. Furthermore, some previous research, including Chen et al. (2023); Huang et al. (2023), due to not following the same training and testing set partition as Veličković et al. (2018), their results are not directly comparable with those of GNNs and ours. To the best of our knowledge, our method is the first prompt-based approach to consistently outperform the simplest GNNs, namely GCN, GAT and GraphSAGE.

Besides, there is also a line of work that utilizes LLMs to strengthen existing graph learning frameworks, such as enhancing node features (He et al., 2023; Chen et al., 2023). Liu et al. (2023a) employ LLMs to standardize node features across diverse domains. Also, some previous study also tries to utilize external tools, such as Iterative Reading-then-Reasoning in StructGPT (Jiang et al., 2023) and Graph-ToolFormer (Zhang, 2023).

6. Conclusion

In this paper, we present Similarity based Neighbor Selection (SNS), a straightforward yet versatile and efficacious high-quality neighbor filtration technique for prompt-based solutions to node classification. SNS offers a potential mitigation to challenges such as over-squashing and diminished performance on heterophilous graphs.

Our comprehensive experimental analysis across diverse datasets and neighbor integration methods show that SNS not only markedly outperforms existing prompt-based approaches, but also surpasses Vanilla GNNs in zero-shot predictions, and even achieves state-of-the-art results on PubMed. A fine-grained analysis further underscores the importance of graph integration and the effectiveness of each component of the SNS method, and particularly highlights SNS’s effectiveness in sparse labeling scenarios. These results illuminate the potential of LLMs, when equipped with carefully designed prompts and strategic neighbor selection, to proficiently harness graph information, thereby exhibiting advanced capabilities in node classification tasks within TAGs.

Impact Statement

This paper presents work whose goal is to advance the application of LLMs on the graph area. There are many potential societal consequences of our work, none which we feel must be specifically highlighted here.

References

- Alon, U. and Yahav, E. On the bottleneck of graph neural networks and its practical implications. *arXiv preprint arXiv:2006.05205*, 2020.
- Berrios, W., Mittal, G., Thrush, T., Kiela, D., and Singh, A. Towards language models that can see: Computer vision through the lens of natural language. *arXiv preprint arXiv:2306.16410*, 2023.
- Brown, T., Mann, B., Ryder, N., Subbiah, M., Kaplan, J. D., Dhariwal, P., Neelakantan, A., Shyam, P., Sastry, G., Askell, A., et al. Language models are few-shot learners. *Advances in neural information processing systems*, 33: 1877–1901, 2020.
- Chen, Z., Mao, H., Li, H., Jin, W., Wen, H., Wei, X., Wang, S., Yin, D., Fan, W., Liu, H., et al. Exploring the potential of large language models (llms) in learning on graphs. *arXiv preprint arXiv:2307.03393*, 2023.
- Chien, E., Chang, W.-C., Hsieh, C.-J., Yu, H.-F., Zhang, J., Milenkovic, O., and Dhillon, I. S. Node feature extraction by self-supervised multi-scale neighborhood prediction. *arXiv preprint arXiv:2111.00064*, 2021.
- Chowdhery, A., Narang, S., Devlin, J., Bosma, M., Mishra, G., Roberts, A., Barham, P., Chung, H. W., Sutton, C., Gehrmann, S., Schuh, P., Shi, K., Tsvyashchenko, S., Maynez, J., Rao, A., Barnes, P., Tay, Y., Shazeer, N., Prabhakaran, V., Reif, E., Du, N., Hutchinson, B., Pope, R., Bradbury, J., Austin, J., Isard, M., Gur-Ari, G., Yin, P., Duke, T., Levskaya, A., Ghemawat, S., Dev, S., Michalewski, H., Garcia, X., Misra, V., Robinson, K., Fedus, L., Zhou, D., Ippolito, D., Luan, D., Lim, H., Zoph, B., Spiridonov, A., Sepassi, R., Dohan, D., Agrawal, S., Omernick, M., Dai, A. M., Pillai, T. S., Pellat, M., Lewkowycz, A., Moreira, E., Child, R., Polozov, O., Lee, K., Zhou, Z., Wang, X., Saeta, B., Diaz, M., Firat, O., Catasta, M., Wei, J., Meier-Hellstern, K., Eck, D., Dean, J., Petrov, S., and Fiedel, N. Palm: Scaling language modeling with pathways, 2022.
- Deac, A., Lackenby, M., and Veličković, P. Expander graph propagation. In *Learning on Graphs Conference*, pp. 38–1. PMLR, 2022.
- Devlin, J., Chang, M.-W., Lee, K., and Toutanova, K. Bert: Pre-training of deep bidirectional transformers for language understanding. *arXiv preprint arXiv:1810.04805*, 2018.
- Duan, K., Liu, Q., Chua, T.-S., Yan, S., Ooi, W. T., Xie, Q., and He, J. Simteg: A frustratingly simple approach improves textual graph learning. *arXiv preprint arXiv:2308.02565*, 2023.
- Fu, Y., Ou, L., Chen, M., Wan, Y., Peng, H., and Khot, T. Chain-of-thought hub: A continuous effort to measure large language models’ reasoning performance, 2023.
- Gao, T., Yao, X., and Chen, D. SimCSE: Simple contrastive learning of sentence embeddings. In *Empirical Methods in Natural Language Processing (EMNLP)*, 2021.
- Gatto, J., Sharif, O., Seegmiller, P., Bohlman, P., and Preum, S. M. Text encoders lack knowledge: Leveraging generative llms for domain-specific semantic textual similarity. *arXiv preprint arXiv:2309.06541*, 2023.
- Giles, C. L., Bollacker, K. D., and Lawrence, S. Citeseer: An automatic citation indexing system. In *Proceedings of the third ACM conference on Digital libraries*, pp. 89–98, 1998.
- Gilmer, J., Schoenholz, S. S., Riley, P. F., Vinyals, O., and Dahl, G. E. Neural message passing for quantum chemistry. In *International conference on machine learning*, pp. 1263–1272. PMLR, 2017.
- Guo, J., Du, L., Liu, H., Zhou, M., He, X., and Han, S. Gpt4graph: Can large language models understand graph structured data ? an empirical evaluation and benchmarking, 2023.
- Hamilton, W., Ying, Z., and Leskovec, J. Inductive representation learning on large graphs. *Advances in neural information processing systems*, 30, 2017.
- He, X., Bresson, X., Laurent, T., Perold, A., LeCun, Y., and Hooi, B. Harnessing explanations: Llm-to-lm interpreter for enhanced text-attributed graph representation learning, 2023.
- Hu, W., Fey, M., Zitnik, M., Dong, Y., Ren, H., Liu, B., Catasta, M., and Leskovec, J. Open graph benchmark: Datasets for machine learning on graphs. *Advances in neural information processing systems*, 33:22118–22133, 2020a.
- Hu, Z., Dong, Y., Wang, K., Chang, K.-W., and Sun, Y. Gpt-gnn: Generative pre-training of graph neural networks. In *Proceedings of the 26th ACM SIGKDD International Conference on Knowledge Discovery & Data Mining*, pp. 1857–1867, 2020b.

- Huang, J., Zhang, X., Mei, Q., and Ma, J. Can llms effectively leverage graph structural information: When and why, 2023.
- Jiang, J., Zhou, K., Dong, Z., Ye, K., Zhao, W. X., and Wen, J.-R. Structgpt: A general framework for large language model to reason over structured data, 2023.
- Jin, B., Zhang, Y., Zhu, Q., and Han, J. Heterformer: Transformer-based deep node representation learning on heterogeneous text-rich networks. In *Proceedings of the 29th ACM SIGKDD Conference on Knowledge Discovery and Data Mining*, pp. 1020–1031, 2023.
- Kipf, T. N. and Welling, M. Semi-supervised classification with graph convolutional networks. In *International Conference on Learning Representations*, 2017. URL <https://openreview.net/forum?id=SJU4ayYgl>.
- Kojima, T., Gu, S. S., Reid, M., Matsuo, Y., and Iwasawa, Y. Large language models are zero-shot reasoners. *Advances in neural information processing systems*, 35: 22199–22213, 2022.
- Lewis, M., Liu, Y., Goyal, N., Ghazvininejad, M., Mohamed, A., Levy, O., Stoyanov, V., and Zettlemoyer, L. BART: Denoising sequence-to-sequence pre-training for natural language generation, translation, and comprehension. In Jurafsky, D., Chai, J., Schluter, N., and Tetreault, J. (eds.), *Proceedings of the 58th Annual Meeting of the Association for Computational Linguistics*, pp. 7871–7880, Online, July 2020. Association for Computational Linguistics. doi: 10.18653/v1/2020.acl-main.703. URL <https://aclanthology.org/2020.acl-main.703>.
- Li, G., Müller, M., Ghanem, B., and Koltun, V. Training graph neural networks with 1000 layers. In *International conference on machine learning*, pp. 6437–6449. PMLR, 2021.
- Li, R., Wang, G., and Li, J. Are human-generated demonstrations necessary for in-context learning? *arXiv preprint arXiv:2309.14681*, 2023.
- Liu, C. and Wu, B. Evaluating large language models on graphs: Performance insights and comparative analysis. *arXiv preprint arXiv:2308.11224*, 2023.
- Liu, H., Feng, J., Kong, L., Liang, N., Tao, D., Chen, Y., and Zhang, M. One for all: Towards training one graph model for all classification tasks. *arXiv preprint arXiv:2310.00149*, 2023a.
- Liu, J., Yang, C., Lu, Z., Chen, J., Li, Y., Zhang, M., Bai, T., Fang, Y., Sun, L., Yu, P. S., et al. Towards graph foundation models: A survey and beyond. *arXiv preprint arXiv:2310.11829*, 2023b.
- Liu, Q., Yogatama, D., and Blunsom, P. Relational memory-augmented language models. *Transactions of the Association for Computational Linguistics*, 10:555–572, 2022.
- Luan, S., Hua, C., Lu, Q., Zhu, J., Zhao, M., Zhang, S., Chang, X.-W., and Precup, D. Is heterophily a real nightmare for graph neural networks to do node classification? *arXiv preprint arXiv:2109.05641*, 2021.
- McCallum, A. K., Nigam, K., Rennie, J., and Seymore, K. Automating the construction of internet portals with machine learning. *Information Retrieval*, 3:127–163, 2000.
- OpenAI. Gpt-4 technical report, 2023.
- Radford, A., Wu, J., Child, R., Luan, D., Amodei, D., Sutskever, I., et al. Language models are unsupervised multitask learners. *OpenAI blog*, 1(8):9, 2019.
- Sen, P., Namata, G., Bilgic, M., Getoor, L., Galligher, B., and Eliassi-Rad, T. Collective classification in network data. *AI magazine*, 29(3):93–93, 2008.
- Tang, J., Yang, Y., Wei, W., Shi, L., Su, L., Cheng, S., Yin, D., and Huang, C. Graphgpt: Graph instruction tuning for large language models, 2023.
- Topping, J., Di Giovanni, F., Chamberlain, B. P., Dong, X., and Bronstein, M. M. Understanding over-squashing and bottlenecks on graphs via curvature. *arXiv preprint arXiv:2111.14522*, 2021.
- Touvron, H., Lavril, T., Izacard, G., Martinet, X., Lachaux, M.-A., Lacroix, T., Rozière, B., Goyal, N., Hambro, E., Azhar, F., et al. Llama: Open and efficient foundation language models. *arXiv preprint arXiv:2302.13971*, 2023.
- Vaswani, A., Shazeer, N., Parmar, N., Uszkoreit, J., Jones, L., Gomez, A. N., Kaiser, L. u., and Polosukhin, I. Attention is all you need. In Guyon, I., Luxburg, U. V., Bengio, S., Wallach, H., Fergus, R., Vishwanathan, S., and Garnett, R. (eds.), *Advances in Neural Information Processing Systems*, volume 30. Curran Associates, Inc., 2017. URL https://proceedings.neurips.cc/paper_files/paper/2017/file/3f5ee243547dee91fbd053c1c4a845aa-Paper.pdf.
- Veličković, P., Cucurull, G., Casanova, A., Romero, A., Liò, P., and Bengio, Y. Graph attention networks. In *International Conference on Learning Representations*, 2018. URL <https://openreview.net/forum?id=rJXMpikCZ>.
- Wang, H., Feng, S., He, T., Tan, Z., Han, X., and Tsvetkov, Y. Can language models solve graph problems in natural language? *arXiv preprint arXiv:2305.10037*, 2023a.

- Wang, W., Chen, Z., Chen, X., Wu, J., Zhu, X., Zeng, G., Luo, P., Lu, T., Zhou, J., Qiao, Y., et al. Visionllm: Large language model is also an open-ended decoder for vision-centric tasks. *arXiv preprint arXiv:2305.11175*, 2023b.
- Wei, J., Wang, X., Schuurmans, D., Bosma, M., Xia, F., Chi, E., Le, Q. V., Zhou, D., et al. Chain-of-thought prompting elicits reasoning in large language models. *Advances in Neural Information Processing Systems*, 35: 24824–24837, 2022.
- Yang, J., Liu, Z., Xiao, S., Li, C., Lian, D., Agrawal, S., Singh, A., Sun, G., and Xie, X. Graphformers: Gnn-nested transformers for representation learning on textual graph. *Advances in Neural Information Processing Systems*, 34:28798–28810, 2021.
- Yasunaga, M., Bosselut, A., Ren, H., Zhang, X., Manning, C. D., Liang, P. S., and Leskovec, J. Deep bidirectional language-knowledge graph pretraining. *Advances in Neural Information Processing Systems*, 35:37309–37323, 2022.
- Ye, R., Zhang, C., Wang, R., Xu, S., and Zhang, Y. Natural language is all a graph needs. *arXiv preprint arXiv:2308.07134*, 2023.
- Yu, W., Gileadi, N., Fu, C., Kirmani, S., Lee, K.-H., Arenas, M. G., Chiang, H.-T. L., Erez, T., Hasenclever, L., Humplik, J., et al. Language to rewards for robotic skill synthesis. *arXiv preprint arXiv:2306.08647*, 2023.
- Zeng, F., Gan, W., Wang, Y., Liu, N., and Yu, P. S. Large language models for robotics: A survey. *arXiv preprint arXiv:2311.07226*, 2023.
- Zhang, J. Graph-toolformer: To empower llms with graph reasoning ability via prompt augmented by chatgpt, 2023.
- Zhao, J., Zhuo, L., Shen, Y., Qu, M., Liu, K., Bronstein, M., Zhu, Z., and Tang, J. Graphtext: Graph reasoning in text space, 2023.
- Zhu, J., Cui, Y., Liu, Y., Sun, H., Li, X., Pelger, M., Yang, T., Zhang, L., Zhang, R., and Zhao, H. Textgnn: Improving text encoder via graph neural network in sponsored search. In *Proceedings of the Web Conference 2021*, pp. 2848–2857, 2021.

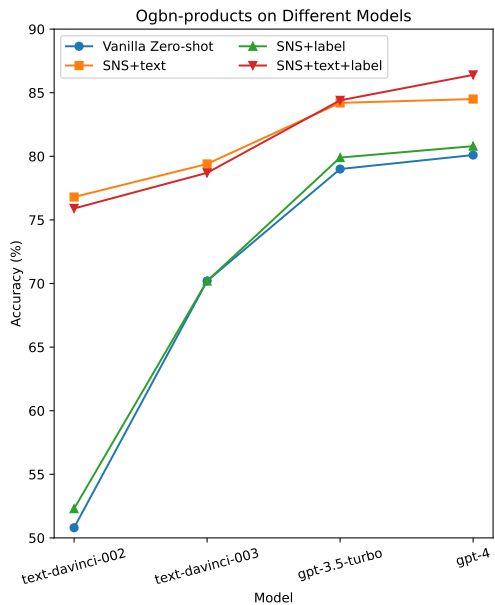


Figure 6. The performance of SNS across LLMs with varying capabilities on Ogbn-products.

A. SNS on Different Models

To further investigate the performance of SNS across LLMs with varying capabilities, we conducted experiments utilizing four renowned LLMs, ranging from less powerful to more advanced models. These include text-davinci-002, text-davinci-003, gpt-3.5-turbo, and gpt-4. The datasets employed for this study were Cora and Ogbn-products⁴. The outcomes of these experiments are presented in Figure 5 and 6.

In our analysis of both datasets, it is evident that all four models significantly benefit from the incorporation of graph information. Notably, in the case of the Cora dataset, the davinci models exhibit better performance compared to GPT-3.5 when graph information is added. This is in contrast to the zero-shot scenario, where GPT-3.5 surpasses the davinci models. Conversely, in the Ogbn-products dataset, GPT-3.5 consistently outperforms the davinci models.

B. Details of Ablation Study

B.1. SimCSE

the top-k accuracy of neighbors selected by SNS with and without ranking by SimCSE are shown in Figure 7.

C. Details of Main Experiments

C.1. Details of Experimental Setup

The upper limit of the number of neighbors selected for each dataset (k) are shown in Table 7.

Table 7. The upper limit of the number of neighbors selected for each dataset (k).

	Cora	PubMed	CiteSeer	Ogbn-arxiv	Ogbn-products
number of neighbors (k)	4	4	8	4	100

⁴To accommodate the token limitations of the text-davinci-002 and text-davinci-003 models in the Ogbn-products dataset, our experimental setup was adjusted to a setting of k=1.

Top-k Accuracy of Selected Neighbors

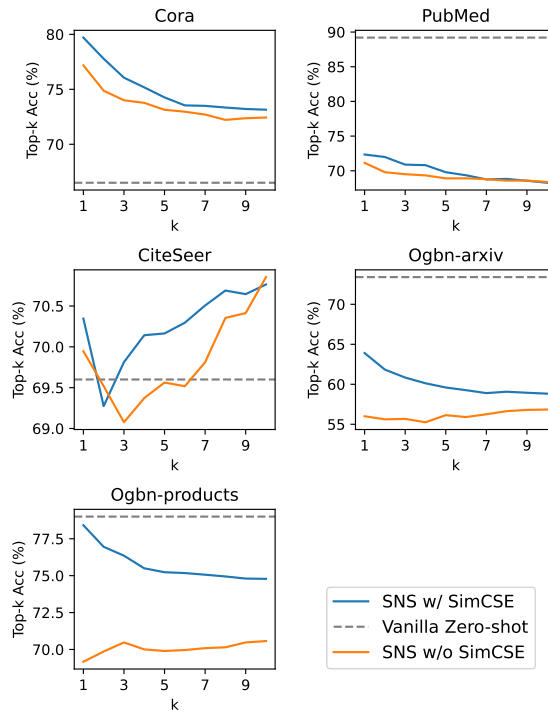


Figure 7. Top-k neighbors accuracy of SNS with and without SimCSE as well as the vanilla zero-shot performance of LLMs across all 5 datasets.

C.2. Details of Prompts Design

The prompts used in the main experiments are as shown in the Table 2. In the table, M represents the method to select neighbors, could be SNS, γ -hop Random (γ -hop random neighbor selection) or 1-hop attention. The **{Neighbor Instruction for M}** for SNS, 1-hop attention and γ -hop Random are shown in Table 8. The **{Task Instruction w/o Neighbor}** is shown in Table 9. The **{Task Instruction w/ Neighbor}** is shown in Table 10. Some ideas in designing our prompts are inspired by Huang et al. (2023); Chen et al. (2023); He et al. (2023)

Table 8. The **{Neighbor Instruction for M}** for SNS, 1-hop attention and γ -hop Random in Table 2.

M	SNS & 1-hop attention	γ -hop Ran
{Neighbor Instruction for M}	It has following important neighbors which has citation relationship to this paper, from most related to least related:	It has following important neighbors which has citation relationship to this paper:

Table 9. The {Task Instruction w/o Neighbor} in Table 2.

	{Task Instruction w/o Neighbor}
Cora	Task: \nThere are following categories: \n['Rule Learning', 'Case Based', 'Genetic Algorithms', 'Theory', 'Reinforcement Learning', 'Probabilistic Methods', 'Neural Networks']\nWhich category does this paper belong to?\nOutput the most 1 possible category of this paper as a python list, like ['XX']
PubMed	Question: Does the paper involve any cases of ['Type 1 diabetes'], ['Type 2 diabetes'], or ['Experimentally induced diabetes']? Output the most 1 possible category of this paper as a python list and in the form Category: ['XX'].
CiteSeer	Task: \nThere are following categories: \n['Agents', 'Machine Learning', 'Information Retrieval', 'Database', 'Human Computer Interaction', 'Artificial Intelligence']\nWhich category does this paper belong to?\nOutput the most 1 possible category of this paper as a python list, like ['XX']
Ogbn-arxiv	Please predict the most appropriate arXiv Computer Science (CS) sub-category for the paper. The predicted sub-category should be in the format ['cs.XX'].
Ogbn-products	Task: \nThere are following categories: \n['Home & Kitchen', 'Health & Personal Care', 'Beauty', 'Sports & Outdoors', 'Books', 'Patio, Lawn & Garden', 'Toys & Games', 'CDs & Vinyl', 'Cell Phones & Accessories', 'Grocery & Gourmet Food', 'Arts, Crafts & Sewing', 'Clothing, Shoes & Jewelry', 'Electronics', 'Movies & TV', 'Software', 'Video Games', 'Automotive', 'Pet Supplies', 'Office Products', 'Industrial & Scientific', 'Musical Instruments', 'Tools & Home Improvement', 'Magazine Subscriptions', 'Baby Products', 'label 25', 'Appliances', 'Kitchen & Dining', 'Collectibles & Fine Art', 'All Beauty', 'Luxury Beauty', 'Amazon Fashion', 'Computers', 'All Electronics', 'Purchase Circles', 'MP3 Players & Accessories', 'Gift Cards', 'Office & School Supplies', 'Home Improvement', 'Camera & Photo', 'GPS & Navigation', 'Digital Music', 'Car Electronics', 'Baby', 'Kindle Store', 'Buy a Kindle', 'Furniture & Decor', '#508510']\nPlease predict the most likely category of this product from Amazon. Please output in the form ['your category'].

Table 10. The {Task Instruction w/ Neighbor} in Table 2.

	{Task Instruction w/ Neighbor}
Cora	Task: \nThere are following categories: \n['Rule Learning', 'Case Based', 'Genetic Algorithms', 'Theory', 'Reinforcement Learning', 'Probabilistic Methods', 'Neural Networks']\nWhich category does this paper belong to?\nPlease comprehensively consider the information from the categories of the neighbors, and output the most 1 possible category of this paper. Please output in the form: Category: ['category']
PubMed	Question: Does the paper involve any cases of Type 1 diabetes, Type 2 diabetes, or Experimentally induced diabetes? Please give one of either ['Type 1 diabetes'], ['Type 2 diabetes'], or ['Experimentally induced diabetes']. Please comprehensively consider the information the information from the title, abstract and neighbors, and do not give any reasoning process. Output the most 1 possible category of this paper as a python list and in the form Category: ['XX'].
CiteSeer	Task: \nThere are following categories: \n['Agents', 'Machine Learning', 'Information Retrieval', 'Database', 'Human Computer Interaction', 'Artificial Intelligence']\nWhich category does this paper belong to?\nPlease comprehensively consider the information from the article and its neighbors, and output the most 1 possible category of this paper as a python list and in the form Category: ['XX']
Ogbn-arxiv	Please comprehensively consider the information from the categories of the neighbors and predict the most appropriate arXiv Computer Science (CS) sub-category for the paper. The predicted sub-category should be in the format ['cs.XX'].
Ogbn-products	Task: \nThere are following categories: \n['Home & Kitchen', 'Health & Personal Care', 'Beauty', 'Sports & Outdoors', 'Books', 'Patio, Lawn & Garden', 'Toys & Games', 'CDs & Vinyl', 'Cell Phones & Accessories', 'Grocery & Gourmet Food', 'Arts, Crafts & Sewing', 'Clothing, Shoes & Jewelry', 'Electronics', 'Movies & TV', 'Software', 'Video Games', 'Automotive', 'Pet Supplies', 'Office Products', 'Industrial & Scientific', 'Musical Instruments', 'Tools & Home Improvement', 'Magazine Subscriptions', 'Baby Products', 'label 25', 'Appliances', 'Kitchen & Dining', 'Collectibles & Fine Art', 'All Beauty', 'Luxury Beauty', 'Amazon Fashion', 'Computers', 'All Electronics', 'Purchase Circles', 'MP3 Players & Accessories', 'Gift Cards', 'Office & School Supplies', 'Home Improvement', 'Camera & Photo', 'GPS & Navigation', 'Digital Music', 'Car Electronics', 'Baby', 'Kindle Store', 'Buy a Kindle', 'Furniture & Decor', '#508510']\nPlease predict the most likely category of this product from Amazon. Please output in the form ['your category'].