

---

# Overcoming Order in Autoregressive Graph Generation

---

Edo Cohen-Karlik, Eyal Rozenberg, Daniel Freedman

Verily Research

Haifa, Israel

{edocoh, eyalrozenberg, daniel freedman}@google.com

## Abstract

Graph generation is a fundamental problem in various domains, including chemistry and social networks. Recent work has shown that molecular graph generation using recurrent neural networks (RNNs) is advantageous compared to traditional generative approaches which require converting continuous latent representations into graphs. One issue which arises when treating graph generation as sequential generation is the arbitrary order of the sequence which results from a particular choice of graph flattening method. In this work we propose using RNNs, taking into account the non-sequential nature of graphs by adding an Orderless Regularization (OLR) term that encourages the hidden state of the recurrent model to be invariant to different valid orderings present under the training distribution. We demonstrate that sequential graph generation models benefit from our proposed regularization scheme, especially when data is scarce. Our findings contribute to the growing body of research on graph generation and provide a valuable tool for various applications requiring the synthesis of realistic and diverse graph structures.

## 1 Introduction

Graphs are powerful representations of complex relationships and structures found in a wide range of domains, including social networks, molecular chemistry, transportation networks, distributed algorithms and many more. A dedicated class of architectures, Graph Neural Networks (GNNs), has been developed to handle the specific properties of graphs. Graphs are naturally versatile objects, but such versatility comes at the cost of lack of structure and no naturally induced order. Most GNN architectures therefore operate by applying a neural architecture at the node level followed by an aggregation step which takes into account the local neighborhood structure of the graph. By stacking multiple such layers, a GNN is able to perform node-level or graph-level tasks that take into account the entire structure of the graph.

The ability to generate realistic and structured graphs is essential for various applications ranging from drug design [17, 20, 37, 39, 49, 61, 75, 78] to program synthesis [9, 35, 11, 1, 32, 74, 7, 15]. In recent years a wide variety of generative models have been developed, including generative adversarial networks (GANs), variational autoencoders (VAEs), normalizing flows, and diffusion models. These algorithms devise different strategies to learn continuous mappings from a latent distribution to a space of realistic examples. Unfortunately, graphs do not admit a natural representation in a continuous space; consequently, the discrete and unordered nature of graphs make them less amenable to the methods mentioned above for the task of graph generation. A different type of generative model relies on autoregressive architectures which enable processing a sequence and generating the next element; for example, these architectures are commonly used for large language models. Generally, autoregressive models are applicable when the generated objects admit a sequential order.

In this work we focus on sequential generation of graphs using autoregressive neural architectures. A strong motivating factor for choosing autoregressive architectures is that we are particularly interested in molecular graph generation; and in this context Flam *et al.* [23] have shown that sequential generation is favorable compared to other approaches. The specific representation we consider is depth-first search (DFS) trajectories of graphs. The reasons for this choice of representation is twofold: (a) DFS is a natural way of flattening graphs into sequences; (b) in the chemistry community DFS is used to convert molecules into strings. However, an issue arises when converting graphs into sequences: there are many DFS trajectories for a given graph. Indeed, for many graph flattening methods, there is an arbitrariness in the order of the sequence which results [70, 12].

In order to alleviate the dependency on a specific trajectory, we add a regularization term dubbed Orderless Regularization (OLR) which ensures the learnt model is invariant to different DFS orderings of the same graph. For the sake of training with OLR, one needs to generate different DFS trajectories with a common end-vertex which is known to be hard [5]. We formalize the notion of graph-level invariance and devise an efficient algorithm to generate such trajectories under certain constraints. Finally, we demonstrate empirically that our regularization term is beneficial when the amount of training data is limited by considering the use case of small molecule generation.

The remainder of the paper is structured as follows: in Section 2 we provide background and introduce the concepts, definitions, and notations used throughout the paper. Section 3 goes into the details of OLR over DFS trajectories. Section 4 is devoted to related work. In Section 5 we provide empirical evidence for the effectiveness of OLR. Section 6 provides concluding remarks.

## 2 Background

In this section we formally define the problem of graph generation, the notations and definitions necessary to present our proposed method. We denote matrices by bold uppercase letters,  $\mathbf{M} \in \mathbb{R}^{n \times m}$ , vectors by bold lowercase letters,  $\mathbf{v}$ , and the  $i^{\text{th}}$  entry of  $\mathbf{v}$  by  $v_i$ . We proceed with a general formulation of recurrent models.

### 2.1 Recurrent Models

Let  $\mathcal{X}$ ,  $\mathcal{H}$ , and  $\mathcal{Y}$  be the spaces of inputs, hidden states, and outputs, respectively. Given an input sequence  $\mathbf{x} \equiv (\mathbf{x}_1, \dots, \mathbf{x}_n) \in \mathcal{X}^n$ , a recurrent model consists of two functions, the state update function  $f_u : \mathcal{H} \times \mathcal{X} \rightarrow \mathcal{H}$ ,

$$\mathbf{h}_{t+1} = f_u(\mathbf{h}_t, \mathbf{x}_t), \tag{2.1}$$

and the output function  $f_o : \mathcal{H} \times \mathcal{X} \rightarrow \mathcal{Y}$ ,

$$\mathbf{y}_t = f_o(\mathbf{h}_t, \mathbf{x}_t). \tag{2.2}$$

where  $\mathbf{h}_0 \in \mathcal{H}$ . We overload the notation and denote the hidden state and output of a recurrent model over a sequence as  $f_u(\mathbf{x})$  and  $f_o(\mathbf{x})$  respectively.

The formulation presented of recurrent models is broad and able to capture RNNs as well as more complex architectures such as Gated Recurrent Units (GRUs, [13]) and Long-Short Term Memory networks (LSTMs, [36]). For example, in the case of a very simple, vanilla RNN,<sup>1</sup>

$$\mathbf{h}_{t+1} = \sigma_h(\mathbf{A}\mathbf{h}_t + \mathbf{B}\mathbf{x}_t) \tag{2.3}$$

and

$$\mathbf{y}_t = \sigma_y(\mathbf{C}\mathbf{h}_t + \mathbf{D}\mathbf{x}_t) \tag{2.4}$$

where  $\mathbf{A}, \mathbf{B}, \mathbf{C}, \mathbf{D}$  are matrices with the appropriate dimensions and  $\sigma_h, \sigma_y$  are standard nonlinearities such as *sigmoid* or *tanh*.

### 2.2 Graph Generation

A graph is given by  $G = (\mathcal{V}, \mathcal{E})$  where  $\mathcal{V}$  is a set of nodes (or vertices) and  $\mathcal{E} \subseteq \mathcal{V} \times \mathcal{V}$  is a set of tuples denoting the nodes connected by an edge in the graph. Additionally, for each  $v \in \mathcal{V}$ , denote

<sup>1</sup>Note that the bias term may be encapsulated into the input processing matrices by expanding the input with an additional dimension and assigning a fixed value of 1 on that coordinate.

by  $x_v \in \mathbb{R}^m$  the features of node  $v$ . Similarly,  $e_{uv} \in \mathbb{R}^k$  denotes the features of the edge  $(u, v) \in \mathcal{E}$ . For example, in a molecular graph, nodes are atoms, and their features will contain the element; and edges correspond to bonds, and their features will contain the bond types (single, double, etc.).<sup>2</sup> Another example is of social networks, where nodes corresponds to users and their features to user profiles; and edges correspond to connections between users and their features contain metadata on this connection.

The topic of designing neural networks to operate specifically on graphs is dominated by Graph Neural Networks (GNNs) which mostly rely on a message-passing scheme to propagate information between nodes. While these architectures are extremely successful in node level and graph level prediction, they are not as prevalent in the context of graph generation, and many such approaches are restricted to small graphs (though [16] is a notable exception).

Formally, the task of graph generation is usually concerned with learning to model distributions: concretely, given a set of  $N$  graphs  $\{G_i\}_{i=1}^N$  originating from an underlying distribution  $p$ , the goal of graph generation is to devise an algorithm that generates new graphs from the underlying distribution  $p$ . Prior work has mostly adapted successful generative methods over a continuous space to the domain of graphs [27, 8, 40, 57]. In this work we focus on using recurrent models which can be employed naturally to generate discrete objects. Crucially, Flam *et al.* [23] have shown that sequential generation is favorable compared to competing approaches in the context of molecular graph generation.

### 2.3 Sequential Graph Generation

When applying recurrent models for graph generation, the graph first needs to be “flattened” into a sequence. As there is no natural order for a graph, one must artificially induce such an order; for example, the approach taken by [76] considers generation of breadth-first search (BFS) trajectories. While there are many ways to convert a graph into a sequence, in this work we focus on depth-first search (DFS); a strong motivation for this choice is that this is the method used to convert graph molecules into a linear representation called SMILES strings [71]. By convention, the output of the DFS algorithm is a spanning tree and we consider the induced order of the graph as the order in which the vertices were visited during the DFS run (also known as pre-order traversal).

In what follows we formally define the concepts discussed.

**Definition 2.1.** *Given a connected graph  $G = (\mathcal{V}, \mathcal{E})$  with  $|\mathcal{V}| = n$ , we say the permutation  $\pi \in \mathbb{S}_n$  is a **valid ordering** of  $G$  if it is possible to run DFS over  $G$  and visit the vertices in the order induced by  $\pi$ . Denote the sequence corresponding to a valid ordering  $\pi$  of  $G$  by*

$$\mathbf{s}(G, \pi) = (v_{\pi(1)}, \dots, v_{\pi(n)}). \quad (2.5)$$

Denote the set of all such sequences for a given graph  $G$  by

$$\mathcal{S}(G) = \{\mathbf{s}(G, \pi) : \pi \text{ is a valid ordering of } G\}. \quad (2.6)$$

Clearly, for a non-trivial graph  $\mathcal{S}(G)$  will contain many sequences. In this work we have a special interest in sequences that share the same end vertex.

**Definition 2.2.** *Let  $\mathcal{S}(G, v)$  denote all sequences terminating at node  $v \in \mathcal{V}$ , formally,*

$$\mathcal{S}(G, v) = \{\mathbf{s} \in \mathcal{S}(G) : s_n = v\} \quad (2.7)$$

In the following section we discuss the desired properties for recurrent models when used for graph generation.

## 3 Structure Agnostic Recurrent Models

Recurrent models are a natural choice when generating discrete objects such as text. On the other hand, graphs are discrete objects with no naturally induced order. In Section 2 we described a mapping between graphs and sequences; and in particular, the fact that many different sequences correspond to the same graph. In this section we present our method that overcomes the issues described.

<sup>2</sup>Molecular node and edge features may contain other properties as well.

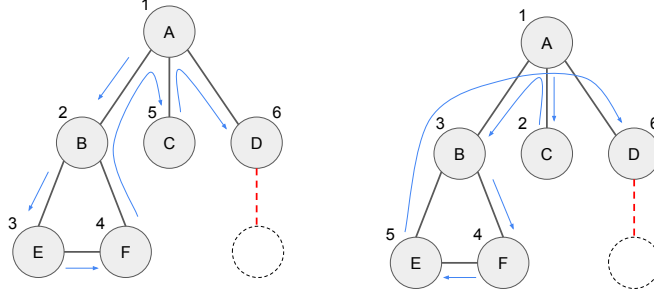


Figure 1: Illustration of two DFS traversals of the same graph starting from node  $A$  and terminating at node  $D$ , blue lines denote traversal order. (Left) traversal resulting in the sequence  $A(BEF)(C)D$ . (Right) traversal resulting in the sequence  $A(C)(BFE)D$ . The parentheses denote the opening and closing of branches when traversing the tree; with this syntax it is possible to reconstruct the tree from such sequences. Note that multiple sequences correspond to the same tree, a fact that lies at the heart of this work.

### 3.1 Generating Depth-First Search Traversals

In this work we use recurrent models to generate DFS traversals of graphs. Clearly when generating a DFS traversal, the next node to be generated depends on the nodes generated thus far and in particular the last generated node. An important observation is that the output of the recurrent model should be *invariant to different valid orderings corresponding to the same subgraph* as long as they lead to the same node. The following definition formalizes this notion,

**Definition 3.1.** We say a recurrent model is **structure invariant** with respect to a connected graph  $G$  if

$$\forall v \in \mathcal{V}, \forall \mathbf{s}_1, \mathbf{s}_2 \in \mathcal{S}(G, v) \text{ it is the case that } f_o(\mathbf{s}_1) = f_o(\mathbf{s}_2). \quad (3.1)$$

If the above condition is satisfied for all  $G \sim \mathcal{D}$ , we say that the recurrent model is **structure invariant with respect to a distribution  $\mathcal{D}$** .

Figure 1 depicts a graph and two different DFS traversals sharing the same root and terminal node. A recurrent model processing the two DFS traversals will ideally generate the same node that will be attached to node  $D$ .

Definition 3.1 describes the structure invariance property with respect to a graph. Since recurrent models generate the traversal sequentially, we would like this property to hold at any moment during generation, i.e., we want to modify Definition 3.1 to take into account partial DFS traversals.

**Definition 3.2.** For a connected graph  $G$ , we say a connected subgraph  $\tilde{G} \subseteq G$  is **induced by DFS over  $G$**  if there exists a valid ordering  $\pi \in S_n$  of  $G$ , and  $k \leq n$  such that  $(v_{\pi(1)}, \dots, v_{\pi(k)})$  is a valid ordering of  $\tilde{G}$ . Denote the set of all DFS induced subgraphs over  $G$  by  $\mathcal{G}_{DFS}(G)$ .

At this stage, a reader might question the necessity of Definition 3.2 and why  $\mathcal{G}_{DFS}(G)$  differs from the set of all connected subgraphs of  $G$ . We note that for a general connected graph  $\mathcal{G}_{DFS}(G)$  does **not** correspond to the set of all connected subgraphs.

**Proposition 3.3.** For a connected graph  $G$ ,

$$\mathcal{G}_{DFS}(G) \neq \left\{ \tilde{G} \mid \tilde{G} \subseteq G \text{ and } \tilde{G} \text{ is connected} \right\} \quad (3.2)$$

Figure 2 depicts a graph and two connected subgraphs, one which is induced by DFS and the other that cannot be obtained by a DFS traversal.

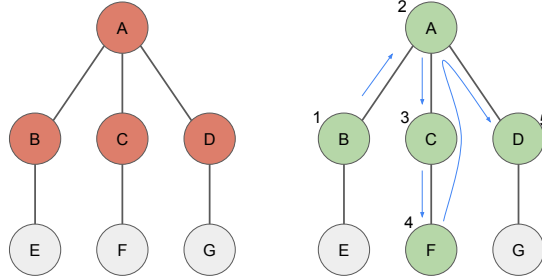


Figure 2: Illustration of the same graph with two connected subgraphs: (Left) subgraph which is not induced by DFS. (Right) subgraph induced by DFS, arrows depict a traversal resulting in the sequence  $BA(CF)D$ .

With the notion of DFS induced subgraphs in hand, we now present the following definition of *total structure invariance*:

**Definition 3.4.** We say a recurrent model is **totally structure invariant** with respect to a connected graph  $G$ , if

$$\forall \tilde{G} \in \mathcal{G}_{DFS}(G), \forall v \in \mathcal{V}(\tilde{G}), \forall \mathbf{s}_1, \mathbf{s}_2 \in \mathcal{S}(\tilde{G}, v) \text{ it is the case that } f_o(\mathbf{s}_1) = f_o(\mathbf{s}_2). \quad (3.3)$$

If the above condition is satisfied for all  $G \sim \mathcal{D}$ , we say that the recurrent model is **totally structure invariant with respect to a distribution  $\mathcal{D}$** .

In the next section we discuss how to train recurrent models which are totally structure invariant with respect to a given training distribution over graphs.

### 3.2 Regularizing Towards Total Structure Invariance

Motivated by the observation discussed in Section 3.1, we propose training recurrent models that are totally structure invariant with respect to the underlying distribution over graphs. It would be appealing to characterize the class of all totally structure invariant functions and optimize over those. Unfortunately, it is difficult to attain a crisp characterization of structure invariance as this property depends on the training distribution.

Instead, we propose encouraging total structure invariance via regularization. Specifically, we would like to minimize the following auxiliary loss,

$$\mathbb{E}_{G \sim \mathcal{D}} \mathbb{E}_{\tilde{G} \sim \mathcal{G}_{DFS}(G)} \mathbb{E}_{v \in \mathcal{V}(\tilde{G})} \mathbb{E}_{\mathbf{s}_1, \mathbf{s}_2 \in \mathcal{S}(\tilde{G}, v)} \left[ (f_o(\mathbf{s}_1) - f_o(\mathbf{s}_2))^2 \right] \quad (3.4)$$

which we refer to as *Orderless Regularization (OLR)*. Examining Equation 3.4, we note that sampling from  $\mathcal{G}_{DFS}(G)$  is easily done by randomly selecting a root node and running DFS with stochastic decision making. On the other hand, given  $\tilde{G}$  and  $v$ , sampling from  $\mathcal{S}(\tilde{G}, v)$  is hard and has been shown to be NP-complete [5].

### 3.3 Sampling Trajectories with Common End Vertex

The problem of generating all DFS trajectories that terminate at the same vertex is hard and there are no known efficient algorithms for this task. In order to overcome this obstacle we apply a heuristic for computing such trajectories. We highlight that our proposed scheme is not equivalent to a uniform sampling over all possible trajectories; however, in Section 5 we show that the resulting regularization scheme is effective empirically.

Next, we formally show that for practical graphs there exists efficient algorithms to generate such trajectories.

**Definition 3.5.** Let  $G = (\mathcal{V}, \mathcal{E})$  be an arbitrary graph.  $G$  is said to be  **$k$ -edge-connected** if the subgraph  $G' = (\mathcal{V}, \mathcal{E} \setminus \tilde{\mathcal{E}})$  is connected for all  $\tilde{\mathcal{E}} \subseteq \mathcal{E}$  such that  $|\tilde{\mathcal{E}}| < k$ .

**Proposition 3.6.** There is an efficient algorithm to find distinct DFS trajectories with common end vertex for any  $k$ -edge connected graph for  $k \leq 2$ .

We note that in many real world tasks, graph are rarely  $k$ -edge connected for  $k > 2$ . For example, in the ZINC molecular dataset, more than 99.5% of molecular graphs are 1-edge connected.

*Proof Sketch.* Find a min-cut: by the definition of 1-edge-connected graphs the min-cut includes a single crossing edge  $(u, v)$ . By removing  $(u, v)$  the graph is partitioned into two connected components,  $G_1$  and  $G_2$  containing  $u$  and  $v$  respectively. Run a DFS on  $G_1$  with  $u$  as the root vertex to result in  $(u_1, \dots, u_k)$ , and similarly for  $G_2$  to result in  $(v_1, \dots, v_m)$  (where  $v_1 = v$  and  $u_1 = u$ ).<sup>3</sup> We can now construct a DFS traversal on  $G$  by ‘gluing’ together the sequences as,

$$(v_1, u_1, \dots, u_k, v_2, \dots, v_m) \tag{3.5}$$

We can run another (stochastic) DFS on  $G_1$  from  $u$  to obtain  $(u_{\tilde{\pi}(1)}, \dots, u_{\tilde{\pi}(k)})$  where  $\pi \in S_k$  and  $\tilde{\pi}(1) = 1$ . We can construct a second DFS sequence as in Equation 3.5,

$$(v_1, u_{\tilde{\pi}(1)}, \dots, u_{\tilde{\pi}(k)}, v_2, \dots, v_m) \tag{3.6}$$

We have created two valid DFS sequences that both terminate at  $v_m$ . □

See Appendix B for the full details and the case of 2-edge connected graphs.

## 4 Related Work

In this section we discuss several relevant topics to graph generation. For a comprehensive review on graph generation see [30, 81].

**One Shot Generation** Classic generative architectures (e.g. Variational autoencoders (VAEs) [42], Generative adversarial networks (GANs) [28], etc.) work by learning a continuous mapping from a latent distribution to generate new examples with similar properties to the training distribution. These models usually incorporate a neural architecture that maps directly from the latent space to the domain of the training data (e.g. images) and therefore the output space must be predetermined. These properties pose a challenge when applied to the domain of graphs, as the latter are discrete objects with variable size and no naturally induced order. In order to circumvent these caveats, prior work [3, 17, 19, 21, 22, 31, 37, 48, 49, 61, 64, 82] has used a one-shot generation strategy. That is, the output space is limited by design to a specific representation of graphs (i.e. adjacency matrix or adjacency list) of specific size and the output is generated in a single forward pass. While the one-shot strategy has its merits, there are a few significant drawbacks such as the inability to generate graphs with arbitrary large number of nodes.

**Sequential Generation** The idea of using autoregressive models for graph generation is not new and there have been several works in this vein. GraphRNN [76] proposes generating BFS trajectories in order to limit the number of possible orderings per graph. Other works take a different approach of generating edges in an autoregressive manner [4, 29]. Additional approaches include MolecularRNN [55] which incorporates a reinforcement learning environment to generate nodes and edges sequentially. Yet another approach includes sequentially generating subgraph structures [39, 45, 52]. Another recent work [10] treats the induced order as a problem of dimensionality reduction and attempts to learn mappings from graphs to sequences. In this work we argue that the most effective inductive bias for the use of autoregressive models to generate graphs is to be invariant to different orderings possible under the training distribution.

<sup>3</sup> $k$  and  $m$  denote the size of partitions and satisfy  $k + m = |\mathcal{V}|$ .

Table 1: Results for training with and without OLR. We report Mean Absolute Error (MAE) and accuracy (computed by rounding the output to the nearest integer). For both metrics considered, training with OLR dramatically improves performance.

	MAE ( $\downarrow$ )	Accuracy ( $\uparrow$ )
Vanilla	2.24 (0.12)	0.18 (0.02)
OLR.	1.32 (0.10)	0.28 (0.04)

**Molecule Generation** One of the most prominent uses of graph generation, which is used for evaluation in this work, is that of molecule generation. Molecular generation is applicable to the development of synthetic materials, drug development and more. Molecules are 3D objects which are naturally represented as point clouds<sup>4</sup> with corresponding geometric approaches [25, 62, 63, 38] which utilize inherent symmetries in the architectures employed. While 3D representations are richer and carry significant information that does not transfer to 1D and 2D representations, they are costly to obtain and therefore the corresponding amount of data is limited as compared to 1D and 2D representations, which are ubiquitous. Another aspect of molecule generation is when the generation is conditioned to satisfy certain properties. For example, [65, 79, 59] generate molecules that are conditioned to bind to specific ligand structures, [41, 78] generate molecules that fulfill certain chemical properties. In this work we consider the task of de-novo generation [2, 46, 53, 68] where the objective is to generate molecules with similar properties to those in the training data.

**Permutation Invariant Recurrent Models** Another relevant topic is the use of autoregressive models for problems over sets which, like graphs, lack a natural order. There have been many works focusing on problems over sets. The most prominent of these is DeepSets [77] which applies a deep neural network on each element of the set and then aggregates the result with a permutation invariant operator (e.g. sum or max), finally applying another deep neural network on the aggregated result. There have also been autoregressive works designed for sets: [51] use RNNs on different permutations and output the average. While this requires  $n!$  orderings for a set of size  $n$ , the authors have presented several approximation techniques and justified them empirically. [14] have shown that while DeepSets are universal, some permutation invariant functions require unbounded width to implement successfully and have proposed using RNNs with a regularization term which enforces permutation invariance.

## 5 Experiments

### 5.1 Wiener Index

In order to gauge the effectiveness of OLR, we conducted a straightforward experiment designed to predict the Wiener index of graphs. The Wiener index is a topological metric for molecules, involving the summation of distances between all pairs of vertices within a given graph. These graphs are symbolically represented as strings, using parentheses as exemplified in Figure 1. We employed a Long Short-Term Memory (LSTM) model with a hidden width of 100, trained as a regression task. During training, we used graphs containing 10 nodes and a training set consisting of 50 examples; our aim was to determine the effectiveness of OLR in the case when data is extremely scarce. The network was trained until convergence with perfect training accuracy and evaluated on a test set consisting of 200 data points. We report the average mean absolute error and accuracy as computed by rounding the networks output. As can be seen in Table 1, using OLR improves results significantly.

### 5.2 De Novo Molecule Generation

A prominent application of graph generation is that of molecule design. Graph generation tasks range from de novo generation where the objective is to generate molecules with similar properties to a given dataset, to conditional generation for which the task is to generate a graph given a second graph with specific characteristics, i.e. a ligand that binds to a specific target. Our empirical evaluation

<sup>4</sup>In a point-cloud representation of a molecule each point represents an atom and bonds are implicit from the distances between atoms.

focuses on the former. We evaluate our proposed regularization method on the MOSES benchmark [54] and compare to relevant baselines. Our implementation is based on the work of CharRNN which use three layers of the LSTM architecture each with hidden dimension of 600 (for complete details refer to [60]). We find a consistent improvement when adding OLR to the objective of autoregressive models.

The data curated by [54] is refined from the ZINC dataset [67] which contains approximately 4.6M molecules. The authors filter the data based on molecular weights, number of rotational bonds, lipophilicity, etc. to result in a total of 2M molecules. The authors provide partitions of the data into train, test and scaffold test to allow fair evaluation.<sup>5</sup>

**Computing Trajectories** OLR works by feeding two different trajectories that terminate at the same node. While this calculation is feasible to perform during the forward pass it introduces a computational bottleneck. In order to circumvent this issue we employ the following calculations offline. For each molecule we first index all min-cuts and randomly select one. We then generate multiple (10) traversals terminating at the same node as described in Section 3.3 and write the sequences into a file along with the original molecule from which the trajectories are derived from. When loading the data, two trajectories are selected at random and used as inputs to the OLR objective described in Section 3.2.

**Data Filtering** Our offline computation of trajectories in Section 5.2 requires that there are min-cuts that induce sufficient number of different DFS traversals terminating at the same node. While 99.9% of the molecules in MOSES have at least two such trajectories, we filter the data to remain with molecules which have at least 10 different trajectories satisfying the criteria defined. After filtering we are left with approximately 500K molecules for training, and 55K for test and scaffold test partitions. We note that in following sections we show our method is most effective when training data is scarce and therefore the filtering process does not limit the applicability of our proposed regularization scheme.

**Results** Our results for training with OLR compared to other baselines trained on the same data are shown in Table 2. The most relevant baselines is CharRNN [60] which is an autoregressive model trained on Canonical SMILES. We further compare to a randomized version of CharRNN inspired by the finding of [2] which show that augmenting the data by using randomly generated SMILES representations of the same molecule improves performance. We also attempted to compare our method to other non-autoregressive models such as those based on Variational Autoencoders (VAEs) [8, 27, 40]; however, we found that the models did not produce valid molecules when trained with 1000 examples, so we do not report these results. We use the metrics defined by the MOSES benchmark [54]; see Appendix A for a thorough description of these metrics.

In order to demonstrate the effectiveness of OLR we use 1000 randomly sampled data points from the training set and evaluate over the entire test set. When training with small amounts of data there is a trade-off between the validity of the generated molecules and the uniqueness and other metrics. Our evaluation considers the best performing models for each method providing the validity of the generated molecules exceeds 80%.

Results are depicted in Table 2. As can be seen, adding randomized variants of the molecules outperforms the original work of [60] which train an RNN as a language model using only canonical SMILES. Furthermore, adding the OLR objective exceeds the performance of randomized SMILES. In order to clearly depict the performance difference, we calculate the rank of each method on each metric considered. The average rank of each method is added as the last row of Table 2.

## 6 Conclusions

In this work we highlight the innate gap that every autoregressive model for graph generation must mitigate - the induced order on graphs. We propose a different approach to previous works by

---

<sup>5</sup>The scaffold of a molecule is the structure induced by its ring systems along with the connectivity pattern between these systems. The scaffold test partition contains molecules with structures that did not appear in the train and test partitions. The scaffold test allows for the evaluation of how well the model can generate previously unobserved scaffolds.



Table 2: Generation results at validity threshold of 0.8. Leading result highlighted in bold for each metric. Rank Average is the average position of each method over all metrics considered. As can be seen, OLR outperforms the baselines considered. Refer to the text for further details.

	Canonical	Randomized	OLR + Randomized
Unique@1K ( $\uparrow$ )	<b>1.0</b>	<b>1.0</b>	<b>1.0</b>
Unique@10K ( $\uparrow$ )	0.9965	0.9975	<b>0.9981</b>
FCD/Test ( $\downarrow$ )	<b>0.6623</b>	0.8568	0.7784
FCD/TestSF ( $\downarrow$ )	1.1980	0.4967	<b>0.4936</b>
SNN/Test ( $\uparrow$ )	0.5012	0.9947	<b>0.9958</b>
SNN/TestSF ( $\uparrow$ )	0.4835	<b>0.8246</b>	0.8220
Frag/Test ( $\uparrow$ )	0.9960	<b>1.4236</b>	1.3089
Frag/TestSF ( $\uparrow$ )	0.9943	<b>0.4795</b>	0.4769
Scaf/Test ( $\uparrow$ )	0.8193	0.9919	<b>0.9926</b>
Scaf/TestSF ( $\uparrow$ )	0.0862	<b>0.1185</b>	0.0931
IntDiv ( $\uparrow$ )	0.8515	0.8508	<b>0.8537</b>
IntDiv2 ( $\uparrow$ )	0.8457	0.8449	<b>0.8479</b>
Filters ( $\uparrow$ )	<b>0.9720</b>	0.9705	0.9702
Novelty ( $\uparrow$ )	0.9749	0.9797	<b>0.9809</b>
<b>Rank Average</b>	2.42	1.85	<b>1.50</b>

introducing a novel regularization scheme that encourages learning hypotheses that are invariant to different DFS orderings. We demonstrate empirically that our proposed method improves performance for autoregressive models and is especially effective when the available datasets are small, as is the case in many real world problems. We believe that our approach can contribute to the applicability of autoregressive models for graph generation and that similar ideas may be incorporated in various generation strategies beyond the scope of this work.

## References

- [1] Miltiadis Allamanis, Marc Brockschmidt, and Mahmoud Khademi. Learning to represent programs with graphs. *arXiv preprint arXiv:1711.00740*, 2017.
- [2] Josep Arús-Pous, Simon Viet Johansson, Oleksii Prykhodko, Esben Jannik Bjerrum, Christian Tyrchan, Jean-Louis Reymond, Hongming Chen, and Ola Engkvist. Randomized smiles strings improve the quality of molecular generative models. *Journal of cheminformatics*, 11(1):1–13, 2019.
- [3] Rim Assouel, Mohamed Ahmed, Marwin H Segler, Amir Saffari, and Yoshua Bengio. De-factor: Differentiable edge factorization-based probabilistic graph generation. *arXiv preprint arXiv:1811.09766*, 2018.
- [4] Davide Bacciu, Alessio Micheli, and Marco Podda. Edge-based sequential graph generation with recurrent neural networks. *Neurocomputing*, 416:177–189, 2020.
- [5] Jesse Beisegel, Carolin Denkert, Ekkehard Köhler, Matjaz Krnc, Nevena Pivac, Robert Scheffler, and Martin Strehler. On the end-vertex problem of graph searches. *Discrete Mathematics & Theoretical Computer Science*, 21, 2019.
- [6] Guy W Bemis and Mark A Murcko. The properties of known drugs. 1. molecular frameworks. *Journal of medicinal chemistry*, 39(15):2887–2893, 1996.
- [7] Pavol Bielik, Veselin Raychev, and Martin Vechev. Phog: probabilistic model for code. In *International conference on machine learning*, pages 2933–2942. PMLR, 2016.
- [8] Thomas Blaschke, Marcus Olivecrona, Ola Engkvist, Jürgen Bajorath, and Hongming Chen. Application of generative autoencoder in de novo molecular design. *Molecular informatics*, 37(1-2):1700123, 2018.

- [9] Marc Brockschmidt, Miltiadis Allamanis, Alexander L Gaunt, and Oleksandr Polozov. Generative code modeling with graphs. *arXiv preprint arXiv:1805.08490*, 2018.
- [10] Jie Bu, Kazi Sajeed Mehrab, and Anuj Karpatne. Let there be order: Rethinking ordering in autoregressive graph generation. *arXiv preprint arXiv:2305.15562*, 2023.
- [11] Mark Chen, Jerry Tworek, Heewoo Jun, Qiming Yuan, Henrique Ponde de Oliveira Pinto, Jared Kaplan, Harri Edwards, Yuri Burda, Nicholas Joseph, Greg Brockman, et al. Evaluating large language models trained on code.(2021). *arXiv preprint arXiv:2107.03374*, 2021.
- [12] Xiaohui Chen, Xu Han, Jiajing Hu, Francisco JR Ruiz, and Liping Liu. Order matters: Probabilistic modeling of node sequence for graph generation. *arXiv preprint arXiv:2106.06189*, 2021.
- [13] Junyoung Chung, Caglar Gulcehre, KyungHyun Cho, and Yoshua Bengio. Empirical evaluation of gated recurrent neural networks on sequence modeling. *arXiv preprint arXiv:1412.3555*, 2014.
- [14] Edo Cohen-Karlik, Avichai Ben David, and Amir Globerson. Regularizing towards permutation invariance in recurrent models. *Advances in Neural Information Processing Systems*, 33:18364–18374, 2020.
- [15] Hanjun Dai, Yingtao Tian, Bo Dai, Steven Skiena, and Le Song. Syntax-directed variational autoencoder for structured data. *arXiv preprint arXiv:1802.08786*, 2018.
- [16] Alex O Davies, Nirav S Ajmeri, et al. Hierarchical gnns for large graph generation. *arXiv preprint arXiv:2306.11412*, 2023.
- [17] Nicola De Cao and Thomas Kipf. Molgan: An implicit generative model for small molecular graphs. *arXiv preprint arXiv:1805.11973*, 2018.
- [18] Jörg Degen, Christof Wegscheid-Gerlach, Andrea Zaliani, and Matthias Rarey. On the art of compiling and using ‘drug-like’ chemical fragment spaces. *ChemMedChem: Chemistry Enabling Drug Discovery*, 3(10):1503–1507, 2008.
- [19] Yuanqi Du, Xiaojie Guo, Hengning Cao, Yanfang Ye, and Liang Zhao. Disentangled spatiotemporal graph generative models. In *Proceedings of the AAAI Conference on Artificial Intelligence*, volume 36, pages 6541–6549, 2022.
- [20] Yuanqi Du, Xiaojie Guo, Amarda Shehu, and Liang Zhao. Interpretable molecular graph generation via monotonic constraints. In *Proceedings of the 2022 SIAM International Conference on Data Mining (SDM)*, pages 73–81. SIAM, 2022.
- [21] Shuangfei Fan and Bert Huang. Labeled graph generative adversarial networks. *arXiv preprint arXiv:1906.03220*, 2019.
- [22] Daniel Flam-Shepherd, Tony Wu, and Alan Aspuru-Guzik. Graph deconvolutional generation. *arXiv preprint arXiv:2002.07087*, 2020.
- [23] Daniel Flam-Shepherd, Kevin Zhu, and Alán Aspuru-Guzik. Language models can learn complex molecular distributions. *Nature Communications*, 13(1):3293, 2022.
- [24] Maurice Fréchet. Sur la distance de deux lois de probabilité. In *Annales de l’ISUP*, volume 6, pages 183–198, 1957.
- [25] Victor Garcia Satorras, Emiel Hoogetboom, Fabian Fuchs, Ingmar Posner, and Max Welling. E (n) equivariant normalizing flows. *Advances in Neural Information Processing Systems*, 34:4181–4192, 2021.
- [26] Niklas WA Gebauer, Michael Gastegger, Stefaan SP Hessmann, Klaus-Robert Müller, and Kristof T Schütt. Inverse design of 3d molecular structures with conditional generative neural networks. *Nature communications*, 13(1):973, 2022.

- [27] Rafael Gómez-Bombarelli, Jennifer N Wei, David Duvenaud, José Miguel Hernández-Lobato, Benjamín Sánchez-Lengeling, Dennis Sheberla, Jorge Aguilera-Iparraguirre, Timothy D Hirzel, Ryan P Adams, and Alán Aspuru-Guzik. Automatic chemical design using a data-driven continuous representation of molecules. *ACS central science*, 4(2):268–276, 2018.
- [28] Ian Goodfellow, Jean Pouget-Abadie, Mehdi Mirza, Bing Xu, David Warde-Farley, Sherjil Ozair, Aaron Courville, and Yoshua Bengio. Generative adversarial networks. *Communications of the ACM*, 63(11):139–144, 2020.
- [29] Nikhil Goyal, Harsh Vardhan Jain, and Sayan Ranu. Graphgen: a scalable approach to domain-agnostic labeled graph generation. In *Proceedings of The Web Conference 2020*, pages 1253–1263, 2020.
- [30] Xiaojie Guo and Liang Zhao. A systematic survey on deep generative models for graph generation. *IEEE Transactions on Pattern Analysis and Machine Intelligence*, 2022.
- [31] Xiaojie Guo, Liang Zhao, Zhao Qin, Lingfei Wu, Amarda Shehu, and Yanfang Ye. Interpretable deep graph generation with node-edge co-disentanglement. In *Proceedings of the 26th ACM SIGKDD international conference on knowledge discovery & data mining*, pages 1697–1707, 2020.
- [32] Vincent J Hellendoorn, Charles Sutton, Rishabh Singh, Petros Maniatis, and David Bieber. Global relational models of source code. In *International conference on learning representations*, 2019.
- [33] Roei Herzig, Moshiko Raboh, Gal Chechik, Jonathan Berant, and Amir Globerson. Mapping images to scene graphs with permutation-invariant structured prediction. *Advances in Neural Information Processing Systems*, 31, 2018.
- [34] Martin Heusel, Hubert Ramsauer, Thomas Unterthiner, Bernhard Nessler, and Sepp Hochreiter. Gans trained by a two time-scale update rule converge to a local nash equilibrium. *Advances in neural information processing systems*, 30, 2017.
- [35] Abram Hindle, Earl T Barr, Mark Gabel, Zhendong Su, and Premkumar Devanbu. On the naturalness of software. *Communications of the ACM*, 59(5):122–131, 2016.
- [36] Sepp Hochreiter and Jürgen Schmidhuber. Long short-term memory. *Neural computation*, 9(8):1735–1780, 1997.
- [37] Shion Honda, Hirotaka Akita, Katsuhiko Ishiguro, Toshiki Nakanishi, and Kenta Oono. Graph residual flow for molecular graph generation. *arXiv preprint arXiv:1909.13521*, 2019.
- [38] Emiel Hoogeboom, Victor Garcia Satorras, Clément Vignac, and Max Welling. Equivariant diffusion for molecule generation in 3d. In *International conference on machine learning*, pages 8867–8887. PMLR, 2022.
- [39] Wengong Jin, Regina Barzilay, and Tommi Jaakkola. Junction tree variational autoencoder for molecular graph generation. In *International conference on machine learning*, pages 2323–2332. PMLR, 2018.
- [40] Artur Kadurin, Alexander Aliper, Andrey Kazennov, Polina Mamoshina, Quentin Vanhaelen, Kuzma Khrabrov, and Alex Zhavoronkov. The cornucopia of meaningful leads: Applying deep adversarial autoencoders for new molecule development in oncology. *Oncotarget*, 8(7):10883, 2017.
- [41] Seokho Kang and Kyunghyun Cho. Conditional molecular design with deep generative models. *Journal of chemical information and modeling*, 59(1):43–52, 2018.
- [42] Diederik P Kingma and Max Welling. Auto-encoding variational bayes. *arXiv preprint arXiv:1312.6114*, 2013.
- [43] William Kocay and Donald L Kreher. *Graphs, algorithms, and optimization*. CRC Press, 2016.
- [44] Greg Landrum. Rdkit: Open-source cheminformatics. 2006. *Google Scholar*, 2006.

- [45] Renjie Liao, Yujia Li, Yang Song, Shenlong Wang, Will Hamilton, David K Duvenaud, Raquel Urtasun, and Richard Zemel. Efficient graph generation with graph recurrent attention networks. *Advances in neural information processing systems*, 32, 2019.
- [46] Jaechang Lim, Seongok Ryu, Jin Woo Kim, and Woo Youn Kim. Molecular generative model based on conditional variational autoencoder for de novo molecular design. *Journal of cheminformatics*, 10(1):1–9, 2018.
- [47] Youzhi Luo and Shuiwang Ji. An autoregressive flow model for 3d molecular geometry generation from scratch. In *International Conference on Learning Representations (ICLR)*, 2022.
- [48] Tengfei Ma, Jie Chen, and Cao Xiao. Constrained generation of semantically valid graphs via regularizing variational autoencoders. *Advances in Neural Information Processing Systems*, 31, 2018.
- [49] Kaushalya Madhawa, Katushiko Ishiguro, Kosuke Nakago, and Motoki Abe. Graphnvp: An invertible flow model for generating molecular graphs. *arXiv preprint arXiv:1905.11600*, 2019.
- [50] Andreas Mayr, Günter Klambauer, Thomas Unterthiner, Marvin Steijaert, Jörg K Wegner, Hugo Ceulemans, Djork-Arné Clevert, and Sepp Hochreiter. Large-scale comparison of machine learning methods for drug target prediction on chembl. *Chemical science*, 9(24):5441–5451, 2018.
- [51] Ryan L Murphy, Balasubramaniam Srinivasan, Vinayak Rao, and Bruno Ribeiro. Janossy pooling: Learning deep permutation-invariant functions for variable-size inputs. *arXiv preprint arXiv:1811.01900*, 2018.
- [52] Marco Podda, Davide Bacciu, and Alessio Micheli. A deep generative model for fragment-based molecule generation. In *International Conference on Artificial Intelligence and Statistics*, pages 2240–2250. PMLR, 2020.
- [53] Peter Pogány, Navot Arad, Sam Genway, and Stephen D Pickett. De novo molecule design by translating from reduced graphs to smiles. *Journal of chemical information and modeling*, 59(3):1136–1146, 2018.
- [54] Daniil Polykovskiy, Alexander Zhebrak, Benjamin Sanchez-Lengeling, Sergey Golovanov, Oktai Tatanov, Stanislav Belyaev, Rauf Kurbanov, Aleksey Artamonov, Vladimir Aladinskiy, Mark Veselov, et al. Molecular sets (moses): a benchmarking platform for molecular generation models. *Frontiers in pharmacology*, 11:565644, 2020.
- [55] Mariya Popova, Mykhailo Shvets, Junier Oliva, and Olexandr Isayev. Molecularrnn: Generating realistic molecular graphs with optimized properties. *arXiv preprint arXiv:1905.13372*, 2019.
- [56] Kristina Preuer, Philipp Renz, Thomas Unterthiner, Sepp Hochreiter, and Gunter Klambauer. Fréchet chemnet distance: a metric for generative models for molecules in drug discovery. *Journal of chemical information and modeling*, 58(9):1736–1741, 2018.
- [57] Oleksii Prykhodko, Simon Viet Johansson, Panagiotis-Christos Kotsias, Josep Arús-Pous, Esben Jannik Bjerrum, Ola Engkvist, and Hongming Chen. A de novo molecular generation method using latent vector based generative adversarial network. *Journal of Cheminformatics*, 11(1):1–13, 2019.
- [58] David Rogers and Mathew Hahn. Extended-connectivity fingerprints. *Journal of chemical information and modeling*, 50(5):742–754, 2010.
- [59] Eyal Rozenberg and Daniel Freedman. Semi-equivariant conditional normalizing flows, with applications to target-aware molecule generation. *Machine Learning: Science and Technology*, 4(3):035037, 2023.
- [60] Marwin HS Segler, Thierry Kogej, Christian Tyrchan, and Mark P Waller. Generating focused molecule libraries for drug discovery with recurrent neural networks. *ACS central science*, 4(1):120–131, 2018.

- [61] Chence Shi, Minkai Xu, Zhaocheng Zhu, Weinan Zhang, Ming Zhang, and Jian Tang. Graphaf: a flow-based autoregressive model for molecular graph generation. *arXiv preprint arXiv:2001.09382*, 2020.
- [62] Gregor Simm, Robert Pinsler, and José Miguel Hernández-Lobato. Reinforcement learning for molecular design guided by quantum mechanics. In *International Conference on Machine Learning*, pages 8959–8969. PMLR, 2020.
- [63] Gregor NC Simm, Robert Pinsler, Gábor Csányi, and José Miguel Hernández-Lobato. Symmetry-aware actor-critic for 3d molecular design. *arXiv preprint arXiv:2011.12747*, 2020.
- [64] Martin Simonovsky and Nikos Komodakis. Graphvae: Towards generation of small graphs using variational autoencoders. In *Artificial Neural Networks and Machine Learning–ICANN 2018: 27th International Conference on Artificial Neural Networks, Rhodes, Greece, October 4-7, 2018, Proceedings, Part I 27*, pages 412–422. Springer, 2018.
- [65] Miha Skalic, Davide Sabbadin, Boris Sattarov, Simone Sciabola, and Gianni De Fabritiis. From target to drug: generative modeling for the multimodal structure-based ligand design. *Molecular pharmaceutics*, 16(10):4282–4291, 2019.
- [66] Jascha Sohl-Dickstein, Eric Weiss, Niru Maheswaranathan, and Surya Ganguli. Deep unsupervised learning using nonequilibrium thermodynamics. In *International Conference on Machine Learning*, pages 2256–2265. PMLR, 2015.
- [67] Teague Sterling and John J Irwin. Zinc 15–ligand discovery for everyone. *Journal of chemical information and modeling*, 55(11):2324–2337, 2015.
- [68] Xiaochu Tong, Xiaohong Liu, Xiaoqin Tan, Xutong Li, Jiabin Jiang, Zhaoping Xiong, Tingyang Xu, Hualiang Jiang, Nan Qiao, and Mingyue Zheng. Generative models for de novo drug design. *Journal of Medicinal Chemistry*, 64(19):14011–14027, 2021.
- [69] Leonid Nisonovich Vaserstein. Markov processes over denumerable products of spaces, describing large systems of automata. *Problemy Peredachi Informatsii*, 5(3):64–72, 1969.
- [70] Oriol Vinyals, Samy Bengio, and Manjunath Kudlur. Order matters: Sequence to sequence for sets. *arXiv preprint arXiv:1511.06391*, 2015.
- [71] David Weininger. Smiles, a chemical language and information system. 1. introduction to methodology and encoding rules. *Journal of chemical information and computer sciences*, 28(1):31–36, 1988.
- [72] Danfei Xu, Yuke Zhu, Christopher B Choy, and Li Fei-Fei. Scene graph generation by iterative message passing. In *Proceedings of the IEEE conference on computer vision and pattern recognition*, pages 5410–5419, 2017.
- [73] Kun Xu, Lingfei Wu, Zhiguo Wang, Mo Yu, Liwei Chen, and Vadim Sheinin. Exploiting rich syntactic information for semantic parsing with graph-to-sequence model. *arXiv preprint arXiv:1808.07624*, 2018.
- [74] Pengcheng Yin and Graham Neubig. A syntactic neural model for general-purpose code generation. *arXiv preprint arXiv:1704.01696*, 2017.
- [75] Jiaxuan You, Bowen Liu, Zhitao Ying, Vijay Pande, and Jure Leskovec. Graph convolutional policy network for goal-directed molecular graph generation. *Advances in neural information processing systems*, 31, 2018.
- [76] Jiaxuan You, Rex Ying, Xiang Ren, William Hamilton, and Jure Leskovec. Graphrnn: Generating realistic graphs with deep auto-regressive models. In *International conference on machine learning*, pages 5708–5717. PMLR, 2018.
- [77] Manzil Zaheer, Satwik Kottur, Siamak Ravanbakhsh, Barnabas Poczos, Russ R Salakhutdinov, and Alexander J Smola. Deep sets. *Advances in neural information processing systems*, 30, 2017.

- [78] Chengxi Zang and Fei Wang. Moflow: an invertible flow model for generating molecular graphs. In *Proceedings of the 26th ACM SIGKDD international conference on knowledge discovery & data mining*, pages 617–626, 2020.
- [79] Zaixi Zhang, Yaosen Min, Shuxin Zheng, and Qi Liu. Molecule generation for target protein binding with structural motifs. In *The Eleventh International Conference on Learning Representations*, 2022.
- [80] Jie Zhou, Ganqu Cui, Shengding Hu, Zhengyan Zhang, Cheng Yang, Zhiyuan Liu, Lifeng Wang, Changcheng Li, and Maosong Sun. Graph neural networks: A review of methods and applications. *AI open*, 1:57–81, 2020.
- [81] Yanqiao Zhu, Yuanqi Du, Yinkai Wang, Yichen Xu, Jieyu Zhang, Qiang Liu, and Shu Wu. A survey on deep graph generation: Methods and applications. *arXiv preprint arXiv:2203.06714*, 2022.
- [82] Dongmian Zou and Gilad Lerman. Encoding robust representation for graph generation. In *2019 International Joint Conference on Neural Networks (IJCNN)*, pages 1–9. IEEE, 2019.

## A Metric Details

In this section we provide details for the metrics reported in Table 2.

A few of the similarity measures (SNN and IntDiv) are based on the *Tanimoto coefficient*. In order to compute the Tanimoto coefficient, the molecules are mapped to a vector of fingerprints where each bit in the vector represents the presence (or absence) of a specific fragment.<sup>6</sup> For molecules  $A, B$ , denote their fingerprints by  $m_A$  and  $m_B$  respectively, the Tanimoto coefficient is then calculated as the Jaccard index of the two vectors,

$$J(m_A, m_B) = \frac{|m_A \cap m_B|}{|m_A \cup m_B|} = \frac{|m_A \cap m_B|}{|m_A| + |m_B| - |m_A \cap m_B|}. \quad (\text{A.1})$$

We denote the Tanimoto coefficient of molecules  $A, B$  by  $T(A, B)$ .

**Unique@K** report the fraction of uniquely generated valid SMILES strings amongst the  $K$  molecules generated (validity is determined by the RDKit library). We generate 30,000 molecules for each model and report for  $K = 1,000$  and  $K = 10,000$ . High uniqueness values ensure the models do not collapse into repeatedly producing the same set of molecules.

**Fréchet ChemNet Distance (FCD)** is a metric for evaluating generative models in the chemical context, the method is based on the well established *Fréchet Inception Distance* (FID) metric used to evaluate the performance of generative models in computer vision [34].

Fréchet distance measure the Wasserstein-2 distance [69] from the distributions induced by taking the activations of the last layer of a relevant deep neural net. In the case of FCD, molecule activations are probed from ChemNet [50]. Given a set of generated molecules, denote by  $G$  the set of vectors as obtained by the activations of ChemNet, one can calculate the mean and covariance  $\mu_G$  and  $\Sigma_G$ . Similarly, denote  $\mu_R$  and  $\Sigma_R$  the mean and covariance of the set of molecules in the reference set, the FCD is calculated as follows,

$$FCD(G, R) = \|\mu_G - \mu_R\|^2 + Tr\left(\Sigma_G + \Sigma_R - 2(\Sigma_G \Sigma_R)^{1/2}\right). \quad (\text{A.2})$$

where  $Tr(M)$  denotes the trace of the matrix  $M$ . Low FCD values indicate that the generated molecules distribute similarly to the reference set.

**Similarity to Nearest Neighbor (SNN)** is the average of the Tanimoto coefficient of the generated molecule set denoted by  $G$  and their respective nearest neighbor in a reference set of molecules denote by  $R$ . High SNN indicates the generated molecules have similar structures to those in the reference set. This metric is in the range of  $[0, 1]$ .

<sup>6</sup>The molecular fingerprints are obtained from RDKit [44] and are based on the extended-connectivity fingerprints [58].

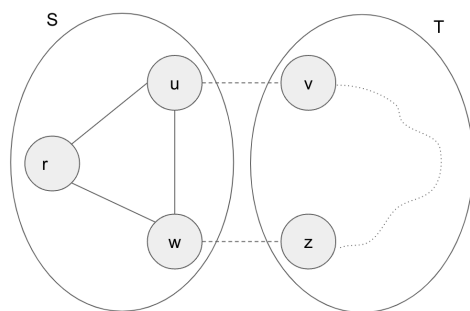


Figure 3: Proof illustration -  $S$  has a cycle and two different trajectories starting from  $u$  and ending with  $w$  ( $urw$  and  $uw(r)$ ). Concatenating with the trajectory from  $z$  to  $v$  we obtain two different DFS trajectories with a shared suffix.

**Fragment similarity (Frag)** is a fragment similarity measure based on the BRICS fragments [18]. Denote the set of BRICS fingerprints vectors of the generated molecules by  $G$  and similarly  $R$  for the reference molecules. The fragment similarity is defined as the cosine similarity of the sum vectors,

$$Frag(G, R) = \text{cosine} \left( \sum_{g \in G} g, \sum_{r \in R} r \right) \quad (\text{A.3})$$

The Frag measure is in the range of  $[0, 1]$ , values closer to 1 indicate that the generated and reference molecule set have a similar distribution of BRICS fragment.

**Scaffold similarity (Scaff)** is similar to the fragment similarity, instead of the BRICS fragment, Scaff is based on mapping molecules to their Bemis–Murcko scaffolds [6].<sup>7</sup> The measure also has a range of  $[0, 1]$ , values closer to 1 indicate that the generated molecule set has a similar distribution of scaffold to the reference set.

**Internal diversity (IntDiv)** is a measure of the chemical diversity within a generated set of molecules  $G$ . This metric indicates

$$IntDiv_p = 1 - \left( \frac{1}{|G|^2} \sum_{A, B \in G} T(A, B)^p \right)^{1/p} \quad (\text{A.4})$$

We report the internal diversity for  $p = 1, 2$ . This measure is in the range  $[0, 1]$ . Low values indicate a lack of diversity in the generated molecules, i.e. that the model outputs molecules with similar fingerprints.

**Filters** is the fraction of generated molecules that pass a certain filtering that has been applied to the training data. The metric is in the range of  $[0, 1]$ , high values indicate that the model has learnt to generate molecules which avoid the structures omitted by the filtering process.

**Novelty** is the fraction of generated molecules that does not appear in the training set. This measure is in the range of  $[0, 1]$  and is an indication of the whether the model overfits the training data.

## B Missing Proofs

In this section we show how to construct distinct DFS trajectories with common end vertex for a 2–edge connected graph conditioned that the graph is not a cycle.

<sup>7</sup>Bemis–Murcko scaffold is the ring structure of a molecule along with the bonds connecting the rings, i.e. the molecule without the side chains.

*Proof.* From our assumption that the graph is not a cycle, there exists at least two nodes with degree  $\geq 3$ . Denote by  $C = (S, T)$  a minimal cut of size 2 (such a cut exists from our assumption that the graph is 2-connected). Denote the edges of the minimal cut by  $e_1 = (u, v)$  and  $e_2 = (w, z)$  such that  $u, w \in S$  and  $v, z \in T$ . Next, we claim that at least one of the partitions contains a cycle, otherwise there is a path connecting  $S$  and  $T$  since there are nodes in the graph which have a degree of 3 in the original graph with a path between them. Assume with out loss of generality that  $S$  is the partition with a cycle, therefore there are at least 2 different traversals of  $S$  that start with  $u$  and end with  $w$ . There is also a trajectory between  $z$  and  $v$ . Putting together, there are at least 2 trajectories of the entire graph with a common suffix which is the traversal of  $T$ . Figure 3 illustrates the proof concept.  $\square$