

SEMMALLOC: Semantics-Informed Memory Allocator

Ruizhe Wang
ruizhe.wang@uwaterloo.ca
University of Waterloo
Canada

Meng Xu
meng.xu.cs@uwaterloo.ca
University of Waterloo
Canada

N. Asokan
asokan@acm.org
University of Waterloo
Canada

ABSTRACT

Use-after-free (UAF) is a critical and prevalent problem in memory unsafe languages. While many solutions have been proposed, they seem to balance security, run-time cost, and memory overhead (an impossible trinity) in awkward ways.

In this paper, we show that a balance can be achieved by passing more semantics about the heap object to the allocator for it to make informed allocation decisions. More specifically, we propose a new notion of thread-, context-, and flow-sensitive “type”, *SemaType*, to capture the semantics and prototype a *SemaType*-based allocator that aims for the best trade-off amongst the impossible trinity. In *SEMMALLOC*, only heap objects allocated from the same call site and via the same function call stack can possibly share a virtual memory address, which effectively stops type-confusion attacks and make UAF vulnerabilities harder to exploit.

Through extensive empirical evaluation, we show that *SEMMALLOC* is realistic: (a) *SEMMALLOC* is effective in thwarting all real-world vulnerabilities we tested; (b) benchmark programs run even slightly faster with *SEMMALLOC* than the default heap allocator, at a memory overhead ranges from 46% to 247%; and (c) *SEMMALLOC* balances security and overhead strictly better than other closely related works.

1 INTRODUCTION

Heap vulnerabilities are common in memory unsafe languages like C and C++. Exploiting these vulnerabilities, attackers can inflict denial-of-service, information leakage, or arbitrary code execution. Use-after-free (UAF) is a typical class of heap vulnerabilities that has received special attention due to both its prevalence and the number and variety of powerful exploits it enables [39].

UAF happens when a memory chunk is accessed after it is freed. More specifically, freeing a heap object renders all pointers to this object (or parts thereof) *dangling*. Any memory access through a dangling pointer can lead to *undefined behavior* according to the C standard [8].

There is a wealth of prior research intended to address UAF vulnerabilities (See §2 for an exposition). However they suffer from either incomplete protection or prohibitively high run-time or memory overhead. A promising approach consists of *type-based* allocators which permit reuse of memory chunks only among allocations of the same type. Existing

type-based allocators are either coarse-grained [2, 42] leading to weaker protection, or extremely fine-grained, treating each heap object as a different “type” [45], leading to complete protection at a very high cost. Therefore a gap remains the design space for type-based allocators that achieves sufficiently high protection without excessive overhead.

We address this gap by presenting *SEMMALLOC*, a type-based allocator that operates on a new definition of **type** at its core:

Two heap objects are of the same type *if and only if* they are (a) allocated from the same allocation site (e.g., a specific `malloc` call), and (b) the allocation call is invoked under the same call stack, modulo recursion.

To avoid confusion with the conventional notion of type in programming languages, we denote our “type” definition *SemaType*. For programs hardened with *SEMMALLOC*, UAF can only occur between heap objects of the same *SemaType*.

SEMMALLOC’s performance and memory-use overhead are low enough to make it suitable for real-world use. To illustrate, on SPEC CPU 2017, *SEMMALLOC* incurs an average run-time overhead of -3.5% which is faster than MarkUs [1] (perfect security via garbage collection) and marginally better than TypeAfterType [42] (type-based allocation at a weaker security), with an average memory overhead of 65.6% which is much lower than FFMalloc [45] (perfect security by disabling memory reuse) but higher than TypeAfterType.

Summary. We claim the following contributions:

- A brief systematization on the exploitation of UAF vulnerabilities and their defenses (§2.1-§2.2);
- A callout that the “type” in type-based heap allocator can be defined differently and does not need to be a native type in the programming language (§2.3);
- The design and implementation of a new type-based memory allocator *SEMMALLOC* which uses *SemaType*, a carefully designed “type”, to target a sweet spot between sensitivity (which decides security) and performance (which is affected by tracking overhead) (§3-§4); and
- A thorough evaluation of *SEMMALLOC* showing that it successfully detects all real-world attacks we tested (§5) with marginal overheads (§6).

Interested readers can contact the authors for the code.

2 A MINI SOK ON UAF

In this section, we present a mini systematization of knowledge (SoK) on techniques that exploit or mitigate UAF vulnerabilities. The purpose of this SoK is not only to help position SEMALLOC in the research landscape but also to identify synergies among UAF-mitigating strategies and defence-in-depth opportunities.

2.1 Exploiting UAF Vulnerabilities

UAF is generally considered as a *temporal* memory error, i.e., an error that occurs following a specific temporal order of events. In the context of UAF, the events include allocation (e.g., `malloc`), de-allocation (e.g., `free`), read, and write. Fortunately (or unfortunately), for most programs, there are plenty of such events in their original code logic; all an attacker needs to do is to find and trigger the correct sequence of events to mount an attack without code injection. **Figure 1** is a crafted example to show how a dangling pointer can be exploited differently with different event orderings.

Formally, if a new object N (accessible through a fresh pointer p) is allocated over the heap location previously occupied by a freed object O (which leaves a dangling pointer q), then one of the following cases can happen:

- A a read through p breaches the confidentiality of O , although this is usually called *uninitialized read*, which is generally not a concern of UAF and can be mitigated via zeroing allocations [20, 25] or other techniques [4, 30];
- B a write through p breaches the integrity of O , as the written content can be subsequently read through q which can compromise the execution context where q is used;
- C a read through q breaches the confidentiality of N which can be used to leak sensitive information such as pointer addresses (to break ASLR [3, 6]) or secret data
- D a write through q breaches the integrity of N , as the written content can be subsequently read through p which can compromise the execution context where p is used;
- E a free through q de-allocates N entirely, and yet, the heap allocator cannot block it if p and q are the same integer representing memory addresses (a free through p is legit).

Exploit B-E can all be found in **Figure 1**. Again, note that from an attacker’s point of view, exploiting a UAF bug does not require code injection. Instead, an attacker can craft a “weird machine” [13] by merely re-purposing operations involving the inadvertent alias pair (p, q) in the original code logic. Intuitively, the more operations an attacker can re-purpose, the more useful a UAF can be in launching attacks. In the extreme case where any new object can be allocated over the heap location accessible by the dangling pointer q , this UAF is effectively an arbitrary read/write exploit primitive.

On a side note, Exploit-E is different from what is conventionally known as *double free* which arises when the

```

1  struct N {long usr; long pwd; int (*fn)(void)};
2  struct O {int (*oper)(void); long u1; long u2};
3
4  void foo(long uid, long secret) {
5      struct N *p = malloc(sizeof(struct N));
6      p->fn = __safe_function_1;
7      p->usr = uid;
8      p->pwd = secret;
9      p->fn();
10 }
11
12 void bar(long user1, long user2) {
13     struct O *x = malloc(sizeof(struct O));
14     x->oper = __safe_function_2;
15     struct O *q = x;
16     free(x);           // q is dangling
17     q->oper();
18     q->u1 = user1;
19     q->u2 = user2;
20     reply("Users: %l | %l", q->u1, q->u2);
21     free(q);
22 }

```

Figure 1: A hypothetical example to illustrate UAF exploits

Exploit-B: line 16–5–7–17 → arbitrary code execution
 Exploit-C: line 16–5–6–8–20 → information leak
 Exploit-D: line 16–5–19–9 → arbitrary code execution
 Exploit-E: line 16–5–21 → p is de-allocated and dangling

old pointer q is freed twice without the allocation of a new heap object N . Double free vulnerabilities can be mitigated cheaply by maintaining a set of freed and yet-to-be allocated memory addresses [27, 34, 36] as a top-up of other UAF-mitigation strategies.

Type confusion. The methodology to exploit the UAF bug in **Figure 1** is also known as *type confusion* or *type manipulation*, which is arguably the most popular way to exploit a UAF bug, especially when an object type involved contains a function pointer. However, type confusion is not the only way to exploit a UAF; and more importantly, a UAF bug can be exploited even when the two objects involved have the same type, as shown in **Figure 2**. Despite the fact that both the victim pointer p and dangling pointer q share the same type, one can still leak sensitive data via p or cause `__real_fn` to be called in `register_fake` and vice versa.

Multi-threading and race conditions. Although **Figure 1** and **2** are demonstrated in a multi-threaded setting, and indeed many exploits in the wild requires some form of race condition to work [24], multi-threading is not a strict requirement to exploit a UAF bug, as long as the attackers can find a similar sequence of events in a sequential execution, as showcased in [11, 21, 23, 31–33].

```

1  struct N {long usr; long pwd; int (*fn)(void)};
2
3  void register_real(long uid, long secret) {
4      struct N *p = malloc(sizeof(struct N));
5      p->fn = __real_fn;
6      p->usr = uid;
7      p->pwd = secret;
8      p->fn();
9  }
10
11 void register_fake(long uid, long secret) {
12     struct N *x = malloc(sizeof(struct N));
13     x->fn = __mock_fn;
14     struct O *q = x;
15     free(x);           // q is dangling
16     q->fn();
17     q->usr = uid;
18     q->pwd = secret;
19     reply("Debug: %1 | %1", q->usr, q->pwd);
20     free(q);
21 }

```

Figure 2: A hypothetical example to illustrate UAF exploits against objects of the same type.

2.2 Mitigating UAF Vulnerabilities

Attackers’ view on how to exploit UAF vulnerabilities (§2.1) also sheds lights on how to mitigate UAF, which has been extensively researched. In fact, existing techniques line up nicely as layered protection against UAF vulnerabilities:

1) **Eliminate dangling pointers entirely** which breaks the foundation of any UAF exploits. In literature, this has been achieved via various creative techniques, including

- Track pointer derivation at runtime and nullify all associated pointers upon object de-allocation [20, 25];
- Do not trust the free request from developers, instead, de-allocate an object only when “absolutely” safe [1, 14, 43];
- Redefine pointers as capabilities to access memory (instead of integers) and free revokes the capability [15, 16, 20].

Allocators in this category achieve complete UAF mitigation at the expense of either compatibility (e.g., the CHERI ISA [44]) or high overhead. For example, MarkUs [1] almost doubles the run-time on the PARSEC benchmark, and uses 12.5% more memory (§6.2).

2) **Invalidate dangling pointers or prevent heap objects that an attacker targets** (a.k.a., *victim objects*) **from being allocated over a dangling pointer**. Essentially, this approach is tasking the heap allocator to decide which class of objects should or should never be allocated on a specific free memory chunk; and the ideal allocator would never place a victim object over a freed memory chunk with attacker-controlled dangling pointers.

Unfortunately, this ideal allocator cannot exist, as there is no way for an allocator to tell which object is *victim* or

which freed chunk has dangling references. Hence, in theory, perfect UAF-mitigation is not possible with this approach.

However, if the allocator knows enough about the *semantics* of allocated objects, it can place objects with different semantics into different and isolated pools. In this way, attackers controlling a dangling pointer of certain semantics can only use it to access newly allocated objects bearing the same semantics. This is commonly known as *type-based allocation* which makes UAF exploitation harder by confining what attackers can do after obtaining a dangling pointer. Not surprisingly, allocators in this category [2, 42, 45], including SEMMALLOC, differ on their definition of semantics or type, which we give an in-depth reflection in §2.3.

3) **Confine allocations or reduce the level of certainty on when and which victim object will be allocated over a dangling pointer**. As a last line of defense, allocators in this category aim to reduce the level of determinism on when and which victim object will be allocated on a freed memory chunk. These allocators [27, 34, 36] typically leverage on multiple randomization schemes to boost entropy, such as random big bag of pages (BIBOP)-based [22] allocation and delayed freelist. Randomization provides a probabilistic defense against UAF exploits by lowering their success rates. However, entropy-based allocators can still be prone to information leaks or heap fengshui [37] which reduces the level of entropy in practice.

With that said, entropy-based allocators typically incur low overhead (both in run-time and memory). For example, Guarder reports a 3% run-time overhead and 27% memory overhead with its highest level of entropy configuration while SlimGuard [27] further reduces the memory footprint.

Defense-in-depth: While all building blocks for a layered UAF defense has been proposed, to the best of our knowledge, there is no real-world allocator that combines them, in all or in parts. This SoK shows an opportunity to provide a defense-in-depth solution that holistically integrate memory allocators of all themes of defences.

2.3 A Reflection on Semantics And Type

In programming languages, “*type*” is typically considered as a token that encodes some “*semantics*” of an object. As briefly discussed in §2.2, a type-based heap allocator confines the types of objects a dangling pointer might ever access [2, 42, 45]. More specifically, if a freed object is of type \mathbb{T} , only objects of the same type \mathbb{T} can then be allocated over the free chunk. Intuitively, type-based allocation provides a *tunable* defense against UAF with a clear security and performance trade-off—all by varying the definition of “*type*”.

While there are many ways to define types (hence the research on type systems [9]), one particularly useful angle

in the context of type-based allocation is the *sensitivity* of a type, i.e., how well a type can distinguish heap allocations occurring under different execution states. The insight is that: **objects allocated under the same or similar execution states are expected to behave similarly in the program**, and such behaviors are essentially the semantics of the objects, which serve as the “type” in type-based allocation.

Borrowing sensitivity notions from program analysis, we can define type sensitivity from the following perspectives:

Flow-sensitive. If a function is invoked in two places within the same function, a flow-sensitive type will differentiate these two function calls. To illustrate, in the code below, the two `malloc` calls are different under a flow-sensitive scheme.

```
1 void foo() {
2     void *p = malloc(sizeof(int));
3     void *q = malloc(sizeof(int));
4 }
```

Path-sensitive. If a function is reached via different control-flow paths within a function (modulo loop), a path-sensitive type will differentiate these two execution paths. To illustrate, in the code below, the `malloc` call might allocate objects of different types depending on the boolean `cond`.

```
1 void foo(bool cond) {
2     size_t len = sizeof(int);
3     if (cond) {
4         len = sizeof(long);
5     }
6     void *p = malloc(len);
7 }
```

Context-sensitive. If a function is reached via different call traces (modulo recursion), a context-sensitive type will differentiate these two calling contexts. To illustrate, in the code below, the `malloc` call under contexts `[foo → wrapper]` and `[bar → wrapper]` allocate objects of different types.

```
1 void wrapper(size_t len) {
2     void *p = malloc(len);
3 }
4 void foo() {
5     wrapper(sizeof(int));
6 }
7 void bar() {
8     wrapper(sizeof(int));
9 }
```

Thread-sensitive. If a function is invoked in different threads, a thread-sensitive type will differentiate the threads. To illustrate, in the code below, the `malloc` call under the two threads allocates objects of different types.

```
1 void *thread(void *ptr) {
2     void *p = malloc(sizeof(int));
3 }
4
5 void foo() {
6     pthread_t t1, t2;
```

```
7     pthread_create(&t1, NULL, *thread, NULL);
8     pthread_create(&t2, NULL, *thread, NULL);
9 }
```

Sensitivity in cyclic control-flow structures. In loops and recursive calls, the sensitivity are typically classified as:

- *Unbounded*, where different iterations of a loop or recursion yield different types.
- *Bounded*, where different iterations of a loop or recursion yield different types, up to a pre-defined limit.
- *Insensitive*, where different iterations of a loop or recursion yield the same type.

Finding the right sensitivity level. For a type-based heap allocator to be secure yet practical, finding the right sensitivity level is the key.

A type definition with higher sensitivity implies a smaller set of object types a dangling pointer may possibly point to. In this regard, the `glibc` allocator [18], the default allocator in most Linux-based systems, is (almost) completely insensitive. Regarding the two closely related works in this field, the type definition of `Cling` [2] is thread-sensitive and adopts a weaker form of context-sensitivity (the context is defined by stack pointer address, which is an approximation to call trace). `Type-after-Type` [42] is based on statically-inferred unqualified types native to the programming language without sensitivity add-ons.

And yet, for a type-based allocator, it is not necessarily true that more sensitivity is better. To illustrate, the type definition with the highest sensitivity is to treat every heap object as a different type. This effectively means that a heap allocator will never reclaim memory—an impractical approach, as a long-running program may allocate and free an endless number of heap objects yet the virtual memory address space has a limit (e.g., 48-bit on x86). `FFMalloc` [45] is a close approximation to this extreme approach and incurs a large memory overhead despite the fact that it still reclaims virtual pages. A path-, context-, and thread-sensitive type qualifier will be extremely sensitive as well, and yet, tracking path sensitivity requires instrumentation at basic block granularity, which adds a significant overhead.

Conclusion. While a multitude of prior work has tried to address UAF vulnerabilities, the challenge of finding the right balance between the level of protection and incurred overhead remains. In the rest of this paper, we present our approach towards finding such a balance.

3 CAPTURE SEMANTICS WITH SemaType

We now introduce `SemaType`, a type qualifier [17] tailored to capture the semantics of heap allocations, and showcase how to deduce `SemaType` at runtime through a concrete example.

3.1 Defining SemaType

SemaType is a *thread-, context- and flow-sensitive type qualifier* over the standard type system of the underlying programming language (e.g., LLVM IR in SEMMALLOC) with *bounded sensitivity for recursions* and *no sensitivity for loops* (sensitivity levels defined in §2.3).

Informally, in a more operative description, two heap objects are of the same SemaType *if and only if* they are:

- allocated from the same allocation site (e.g., the very same malloc call in the source code); and
- allocated under the same call stack, modulo recursion.

In the presence of recursive calls, SemaType differentiates call traces inside each strongly connected component (SCC, representing a group of recursive calls) in the call graph up to a fixed limit. In SEMMALLOC, this bound is 2^{14} different call traces overall (see Figure 5).

Deducing SemaType. In theory, the SemaType of every heap allocation can be deduced at compile-time by inlining all functions, converting recursive calls to loops, and creating a huge main function. This, however, is impractical for any reasonable-sized real-world program as analyzing a huge function can be both time- and memory-intensive in current compilers while aggressive inlining results in large binaries. Distinguishing heap allocations by thread (i.e., thread-sensitivity) at compile-time further adds complexity, as it requires more extensive function cloning to differentiate per-thread code statically.

Fortunately, SemaType can be deduced at runtime as well, at the cost of code instrumentation (and hence, overhead). More specifically, the dynamic deduction of SemaType can be facilitated with context-tracking logic automatically and strategically instrumented at compile-time.

A concrete example. To illustrate how SemaType can be deduced, we use the simple example in Figure 3. The code snippet is shown in §A.1 and the figure is a conventional call graph of the program enhanced with (1) flow-sensitive edges (e.g., two edges from a to e marked as [l] and [r] respectively) and (2) annotations on whether the call occurs inside a loop or not (i.e., dashed vs solid edges).

3.2 Cyclic Control-flow Structures

Due to the existence of a recursive call group (the SCC), there are an unlimited number of call traces that can reach malloc from main. This is why we cannot enumerate all call traces to assign each call trace a SemaType statically. And yet, even we can track the call context at runtime, having an unlimited number of SemaTypes for this program is not desirable either, because such an approach is, in the worst case, the same as giving each allocated heap object a different SemaType. As discussed in §2.3, this can be overly sensitive and may cause a significant memory overhead as in FFMalloc [45].

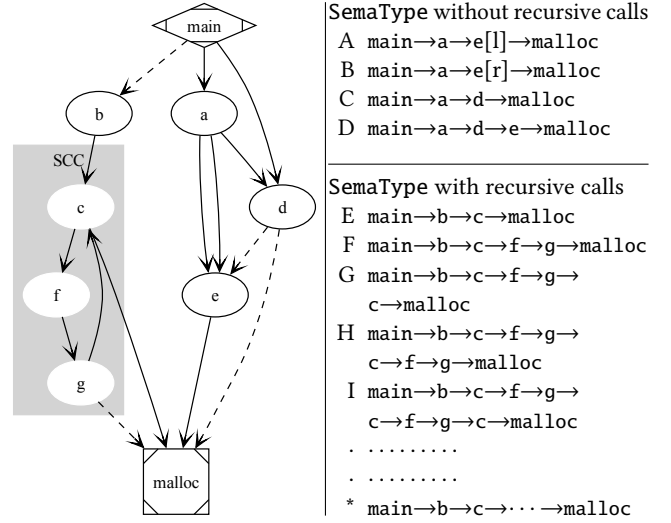


Figure 3: Call graph (left) of a crafted program §A.1 illustrating how SemaType (right) can be deduced. In this call graph, each node is a function and solid edges represent function calls not in a loop inside the function control-flow graph (CFG) while dashed edges represent function calls inside a loop.

How can we fit unlimited number of call traces into a fixed number of SemaTypes? We considered two simple solutions:

- **Bounded unrolling:** unroll the SCC to a limited depth and treat each malloc called from the unrolled iterations differently. Beyond the unrolled iterations, assign a single SemaType to the malloc called inside this SCC.
- **Aggregation-based hitmap:** aggregate the call trace inside the SCC to a fixed number of bits and call traces bearing the same aggregated value are considered to have the same SemaType.

SEMMALLOC uses the aggregation-based hitmap solution as it provides a slightly better security by distributing SemaType more uniformly across different rounds of recursion.

However, malloc calls occurring in different loop iterations are not differentiated by SemaType. Differentiating loop iterations will require path-sensitive instrumentation, i.e., instrumentations (and hence overhead) linear to the number of basic blocks; while differentiating iterations in recursive calls only requires instrumentations linear to the number of functions, which is arguably significantly smaller in most real-world programs.

3.3 SemaType Representation

SemaType can be represented as a composition of two values:

- **nID:** a non-recurrence identifier representing top-level call traces in the *directed acyclic* call graph, which is built by abstracting each SCC in the call graph into a node;
- **rID:** a recurrence identifier for call traces within an SCC.

The `nID` and `rID` for the current execution context are both tracked at runtime through global variables. Their values are merged together to form a `SemaType` when the execution is about to invoke a memory allocation function (e.g., `malloc`).

We assign each call site outside SCCs with a *weight* (§4.3). Before making a call, `nID` is incremented by the weight of the call site and decremented by the same weight upon return. This rule for `nID` generalizes to a stack of calls as well. Operationally, `nID` is the cumulative weight of all call sites in the call stack when a heap allocation happens. Our weight assignment algorithm (§4.3) ensures that two `SemaType` instances have the same `nID` if and only if their external SCC traces are identical (formally proved in §A.3).

`rID` is for intra-SCC call stack tracking. Unlike `nID`, `rID` is an aggregated value of what happened inside an SCC. `rID` is tracked with two global variables `s` and `h`, where

- `s` is a stack that hosts the stack pointers before a function within an SCC is called (a.k.a., a call stack), and
- `h` is the aggregation of stack `s`, representing the `rID` (§4.4). `h` is computed and stored before an SCC function calls a function not in the current SCC (outbound call), and will be cleared after the return of the initial function call to this SCC (inbound call).

Repetitive allocation. A `SemaType` only needs to be tracked if heap objects of this `SemaType` can be allocated repetitively. For one-time allocations, i.e., a `SemaType` that can only be reached in one call stack where none of the call site is in a loop (see §7 for evidence that this is rare), once an one-time object is freed, its space is never reused. Therefore, we optimize `SemaType` tracking only to those instances where re-allocation is possible, identified by the presence of at least one recursive call site in their allocation traces.

We keep track of the recursive depth `l` by incrementing it before executing an iterative function call and decrementing after it. Upon memory allocation, if `l` is not zero, we can conclude that this `SemaType` object may be recurrently allocated. `l` is also increased before a non-SCC function calls a SCC function (inbound call) and decreased after it.

Illustration. Revisiting the example in Figure 3, only **A** and **B** are non-repetitive; all other `SemaTypes` need to be tracked: types **C** and **D** are repetitive because of looping while other types are repetitive due to involvement in recursive calls.

We take **F** as a case study for variable management. the `nID` is increased before calling `c` and `malloc`. The call stack `s` holds three stack pointers, pushed into it before each SCC function (`c`, `f`, and `g`) is called. Upon calling `malloc`, the `rID` (i.e., `h`) is computed. The `b→c` function call enters a SCC, causing `l` to be incremented. Upon calling `malloc`, `l` is non-zero indicating a recurrent allocation.

Thread sensitivity. Note that thread identifiers are not discussed here in the representation of `SemaType` despite

the fact that `SemaType` is thread-sensitive. This is because the backend heap allocator does not need this information to be deduced through compiler-instrumented code at runtime. Instead, it can be queried directly by the backend allocator via a system call (e.g., `syscall(__NR_gettid)`) or even one assembly instruction if the platform supports. As a result, we do not specifically encode a thread ID in the `malloc` argument passed to the backend allocator (see §4.5).

4 SemaType-BASED HEAP ALLOCATION

In this section, we describe the design and implementation details of `SEMMALLOC`—a `SemaType`-based heap allocator for mitigating UAF vulnerabilities. We first introduce our threat model and explain how `SEMMALLOC` realizes dynamic `SemaType` deduction and allocates memory accordingly.

Threat model. We assume that (a) the underlying operating system kernel and hardware are trusted, (b) the targeted program is uncompromised at startup, and (c) the attacker can obtain and analyze the source code and the compiled binaries of both the targeted program and `SEMMALLOC`. Exploiting implementation bugs in `SEMMALLOC` or utilizing side-channel information, such as power usage or memory fetch time, are left out of scope.

4.1 Overview

`SEMMALLOC` consists of an LLVM transformation pass and a heap allocator backend. The LLVM pass analyzes the intermediate representation (IR), inserts instructions to create and instrument the tracking variables, and encodes the allocation parameters with `SemaType`-tracking information. The LLVM pass is built on top of MLTA [29] (for comprehensive and robust call graph construction) and CXXGraph [7] (for graph algorithms). The pass instruments `SemaType` tracking and encoding in the program which eventually passes `SemaType` through common heap allocation APIs, including `malloc`, `calloc`, `realloc`, `memalign`, `pthread_memalign`, and `aligned_alloc`. The heap allocator backend takes the encoded information for segregated memory allocation.

Figure 4 gives a comprehensive overview of `SEMMALLOC`. In the transformation pass, `SEMMALLOC` first constructs a call graph that only contains functions (nodes) and call sites (edges) relevant to `SemaType` that need to be tracked (see §4.2), and assigns weights on all edges and nodes in it for `nID` computation (see §4.3). In the call graph, an SCC is treated as a function node, and call traces within it are not considered by `nID`. Instead, intra-SCC calls are tracked in `rID` by obtaining and aggregating the stack pointers with an aggregation algorithm (see §4.4). They are encoded into the size parameter of an allocation request (see §4.5).

In terms of the heap allocator backend, we explain how it enforces the allocation segregation policy using the decoded

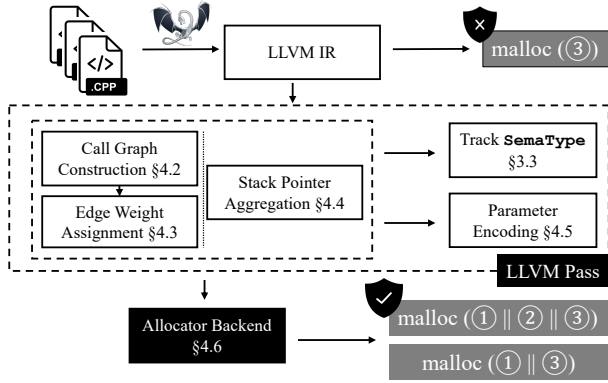


Figure 4: Design overview of SEMALLOC (①: flags, ②: SemaType, ③: allocation size). The size is the parameter without SEMALLOC, while SEMALLOC encodes the trace information into the parameter after applying the pass.

SemaType (see §4.6). For simplicity, we use malloc to represent all functions that may request heap memory *directly* from the backend. We refer readers to §A.2 for a complete discussion about how the IR is transformed after applying the pass and how instructions are inserted.

4.2 Call Graph Construction

We start by building a call graph for the program to be hardened by SEMALLOC. While call graph is a foundational concept with mature support in modern compilers, the call graph in SEMALLOC is slightly more complicated in two aspects:

1) **Flow-sensitive edges.** If function e is called in two places by function a , there will be two edges from a to e in the call graph, as shown in the example in Figure 3.

2) **Indirect calls.** SEMALLOC takes special care for indirect calls whose call targets cannot be resolved at compile-time and hence do not show up in a conventional call graph. To handle indirect calls, SEMALLOC first identifies all callee candidates via MLTA [29], i.e., by matching the function type hierarchically. Subsequently, for each callee candidate identified, SEMALLOC adds an edge in the call graph and treat different callee candidates as if they are called in different places in the calling function. This is a conservative treatment for indirect calls and can lead to more SemaTypes being derived than necessary which can result in a better security but a larger memory overhead.

Additional trimming and marking. With a baseline call graph, the next step is to remove nodes and edges that are irrelevant to SemaType, i.e., paths that do not eventually lead to a malloc. We also mark call sites that occur in a loop in the caller function (e.g., dashed edges in Figure 3) in order to distinguish recurrent allocations vs one-time allocations (see §3.2). Such a marked call graph enables SEMALLOC to

optimize instrumentation to recurrent mallocs only. We remove all nodes or edges that are not (eventually) called by or (eventually) call any recurrent edge. This call graph contains only nodes and edges that eventually call malloc while each edge leads to at least one recurrent SemaType object.

Finally, we use the Kosaraju-Sharir algorithm [35] to identify SCCs and create a new call graph with each SCC being abstracted as a single node. In this way, the new call graph is essentially a directed acyclic graph (DAG) while recursions (i.e., intra-SCC paths) are handled using rID (see §4.4).

4.3 Edge Weight Assignment

Recall from §3.3 that nID, which is part of the representation for SemaType, serves to distinguish different call stacks that end up with malloc modulo recursions in SCCs. As nID is calculated as the sum of weights per each edge in the path, these weights need to be assigned strategically to ensure that different paths yields different nID values.

To assign weights, we run a topological sort on the DAG for a deterministic ordering of functions and then go through each function to assign weights according to Algorithm 1.

Algorithm 1: Edge weight assignment

```

1 nodes ← topological_sort(DAG)
2 for each n ∈ nodes do
3   w ← 0
4   for each e ∈ n.outgoing_edges do
5     e.weight ← w
6     w ← w + max(1, e.dst.weight)
7   end
8   n.weight ← w
9 end

```

We maintain two weights while going through each function: the function weight and the call-site weight. The function weight describes how many different SemaTypes exists if taking this function as the program entry point. The call-site weight is the sum of the weights of all functions called before it within the function. It describes how many different SemaTypes all previous call sites of the current function lead to. More specifically, it is an offset that guarantees that all SemaTypes allocated through the current call site have their nID larger than all previous SemaType nIDs to avoid collision. For example, in a function, the path weight of the first call site is zero, and the weight of the next call site is the weight of the first callee function (note the minimum weight is one, line 4 - 7). As long as the offset is computed correctly, no collision will happen.

After processing all call sites, we assign the weight of the current function as the sum of the weights of all its callees

(line 8). Using the topological order, we guarantee that all callee weights are computed before they are needed; we set the weight of `malloc` to zero as it does not call any function.

Note that weight assignment (Algorithm 1) ensures a one-to-one mapping between a `nID` and an end-to-end path that reaches the `malloc` in the call DAG (see §A.3 for a proof). It is worth-noting, however, that tracking the path at runtime directly is possible but would incur a slightly higher overhead than tracking the `nID`, which only involves two arithmetic operations per each call site.

Optimization. To further minimize the instrumentation needed, a node can be removed from the call graph if it has only one incoming edge, i.e., the function `f` (represented by this node) is only called in one place. Essentially, removing the node has the same effect as inlining `f` into its caller (without actually transforming the code). In this situation, the call site that invokes `f` does not need to be instrumented for `nID`-related logic. And this optimization repeats until we cannot find such `f` in the call graph.

4.4 SCC Stack Pointers Aggregation

We balance between performance and security, and use an aggregation approach to track the execution path within SCCs. Before calling each function within the SCCs, we obtain the stack pointer using an LLVM intrinsic function, which is then pushed into the stack `s`, and will be the aggregation input to compute `rID`.

Algorithm 2: Algorithm to aggregate the stack pointers.

```

1  $h \leftarrow 0$ 
2 for each  $p \in s$  do
3    $h \leftarrow h \ll 2$ ;  $p \leftarrow p \& 0x3$ ;  $h \leftarrow h + p$ 
4 end
5  $h \leftarrow h \& 0x3FFFF$ 
```

`rID` is computed using Algorithm 2. Initially, we set it to be zero (line 1). We then go through each stack pointer by adding the seventh and eighth least significant bits of each input to it and shift it to left by two bits (line 3-5). We specifically take these two bits as stack pointers are 8-byte aligned in the x86 clang environment [28], and we select those bits that are not identical in different call frames. Finally, we only keep the least fourteen bits of the aggregated value, which represents the most recent seven functions called within SCCs.

We note that as a stack pointer is dependent on the call depth and all calls that are not returned, this algorithm accounts for the entire call trace without losing function calls older than the most recent seven.

Offsets	0	1	2	3	4	5	6	7	8	9	10	11	12	13	14	15
0	Object Size															
16																
32	nID															
48	rID													L	H	

Figure 5: Parameter encoding rule for regular objects (L: loop identifier; H: huge block identifier).

4.5 Parameter Encoding

The heap allocator backend requires two pieces of information as input: allocation size (as required by all memory allocators) and `SemaType` (unique information in `SEMALLOC`), and allocates heap objects based on them. While standard memory allocation APIs already accept the allocation size as a parameter, we need to find a way to pass `SemaType` to the backend. And `SEMALLOC`, conceptually, has two options:

- Changing the `malloc` signature: This would involve adding a new parameter to the existing interface and hence, introducing a new function signature like `malloc(size_t size, void *semantics)`.
- Repurposing the `size_t` parameter type: This implicitly change the type of the `size` parameter with `SemaType` encoded alongside the existing size.

In `SEMALLOC`, we take the second approach for compatibility with the existing allocation interface, and encode `SemaType` within the `malloc` size parameter using the format shown in Figure 5 for blocks smaller than 4GB.

We set the loop bit (L) if the number of loop layers (l) is not zero to notify the backend that it might reuse the memory freed by another object. We store the `nID` and `rID` accordingly as the `SemaType`, and we use the remaining 32 bits to store the size of the allocated object.

For larger blocks, we set the huge-block bit (H) and use all the remaining bits to store the block size. These blocks are allocated via a system call, and launching UAF attacks on them is not trivial (see §A.5 for details).

This design is compatible with legacy code or external libraries that are not transformed by our pass with function allocation call size up to 4GB. However, memory allocated this way do not have the loop identifier set, is not going to be released unless the block is big enough that allocated from the OS directly (see §A.5 for details). This indeed is not common as shown in Table 6, where most tests have more than 99% allocations identified with recurrent `SemaType`.

4.6 Heap Allocator Backend

The backend heap allocator for `SEMALLOC` is packaged as a library that can either be preloaded at loading time or statically linked to replace the default allocator. The backend extracts and decodes the `SemaType` packed in the `size` parameter and

enforce `SemaType`-based allocation by allocating objects of different `SemaTypes` from segregated pools.

More specifically, SEMMALLOC backend adopts the BIBOP [22] style to manage block allocation inside each `SemaType` pool. BIBOP allocates blocks of the same size class together using one or more continuous memory pages, and preemptively allocate sub-pools for each size class. A block is not going to be further split or coalesced. SEMMALLOC is built upon this design. For each thread (hence thread-sensitivity §2.3) it allocates a global BIBOP pool for all one-time `SemaTypes` and allocate individual pools for different `SemaTypes` upon seeing a recurrent request for the same `SemaType`. SEMMALLOC uses power of two size classes, for example, all blocks with the same `SemaType` and of size 65 to 128 bytes will be allocated to the same pool.

Operationally, upon receiving a heap allocation request, the backend first checks the huge bit and, if applicable, allocates huge blocks using the `mmap` [26] system call. For regular blocks, if the loop bit is not set, SEMMALLOC will allocate it using the global pool, and it will never be released even after it is freed. If the loop bit is set, SEMMALLOC allocates it using the global pool if the `SemaType` is seen for the first time and otherwise create an individual pool dedicated for all following allocations with this `SemaType`. A freed block in the individual pool can be reused by later allocations with the same `SemaType`. We refer readers to §A.5 for additional implementation details of this runtime backend.

5 SECURITY ANALYSIS

We evaluate the effectiveness of SEMMALLOC in stopping UAF exploits by running it with six real-world UAF vulnerabilities selected from the Common Vulnerabilities and Exposures (CVE) database and various bug trackers. These UAF vulnerabilities are selected based on the exploitation types discussed in §2.1. They are summarized in Table 1. While SEMMALLOC successfully thwarts all of these exploits, TypeAfterType provides no defense towards three exploits and only partial protections for the rest, where the attacker can still launch attacks successfully but cannot create powerful attack primitives. While we don’t have access to the implementation of Cling, we theoretically analyze Cling’s ability in defending the attacks, also summarized above.

We take two vulnerabilities as case studies:

Python-24613. This vulnerability resides in the logic of parsing an array from a string. In the `array.fromstring()` method, the Python interpreter calls `realloc` to guarantee that the allocated memory of the new array object is big enough, and calls `memcpy` to copy the data from the string to the array. However, if the object is parsing itself, i.e., the string and the array is the same object, `realloc` essentially frees this object, and the subsequent `memcpy` copies the freed

Vulnerability	Exp. (§2.1)	[42]	[2] [†]	SEMMALLOC
CVE-2015-6831 [31]	B	○	○	●
CVE-2015-6835 [32]	B	○	○	●
Python-24613 [23]	C	●	●	●
mRuby-4001 [11]	D	●	●	●
yasm-91 [21]	D/E	●	○	●
CVE-2018-11496 [33]	D/E	○	○	●

Table 1: SEMMALLOC is effective in thwarting (●) exploitation of all real-world UAF vulnerabilities evaluated while TypeAfterType [42] and Cling [2] provide no protection (○) or partial protection (●) only.

heap chunk to the new object. An attacker can exploit this vulnerability by racing to allocate objects filled with attacker-controlled malicious data over the freed chunk, making this a type-C exploit (see §2.1).

SEMMALLOC mitigate this UAF vulnerability by guaranteeing that the freed chunk can only be assigned to objects allocated in the exact same way which is definitely not the object from `realloc`. In fact, the freed block has the type `PyStringObject`, and it can be allocated through various contexts, for example, as a declared function name or a regular string object. They are assigned with different `SemaTypes` and thus will never share a heap allocation pool.

However, these allocations are considered as the same type in TypeAfterType [42]—essentially all objects of the `PyStringObject` type are allocated from the same pool. In this design, this UAF vulnerability can still be used to corrupt the data integrity of other `PyStringObject` types

Cling offers improved but still partial protection towards this attack. The freed object is allocated through call stack `string_concatenate→PyString_Concat→string_concat→malloc`, and Cling will allow objects allocated through `file_readlines→PyString_Concat→string_concat→malloc` to be allocated over the freed object, making UAF exploits still possible. This is caused by the limited context sensitivity in Cling’s definition of type.

CVE-2015-6835. This vulnerability is in the `unserialize` function which attempts to restore an object from a string. While processing the string, `unserialize` is invoked in multiple time points and a `zval` variable may be freed in one run but a dangling pointer set to it in another run is left dangling. This is a type-B exploit.

Even worse, `zval` is used to represent all dynamically-typed objects in PHP. Essentially, this means that TypeAfterType allows any PHP variable to take this free slot, offering very little protection in practice. On the other hand, SEMMALLOC tracks `SemaType` and only allows an object to be allocated through the exact calling context—another `unserialize` allocated `zval`. This successfully reduces the exploitability of this vulnerability.

Cling’s defense in this scenario can also be circumvented due to its ability to identify only a single layer of allocation wrapper. Consequently, if two objects are allocated through corresponding call sites across two wrapper layers, Cling inadvertently assigns them to the same memory pool. More concretely, in this attack, the allocation of the serialized data is initialized in `ps_srlzr_decode_php`, and `malloc` is eventually called after calling three wrappers: `_ecalloc`, `_safe_emalloc`, and `_emalloc`. Any object allocated through `_ecalloc`, for example, a calendar instance (which is also a `zval` object), can be allocated to the freed chunk as long as the call stack prefix to `_ecalloc` are the same. As a result, Cling provides very limited protection in this scenario.

6 PERFORMANCE EVALUATION

We evaluate the performance of SEMALLOC across a diverse range of scenarios, including macro, micro, and real-world programs. For comparative analysis, we also benchmark MarkUs [1], FFMalloc [45], TypeAfterType [42], and the glibc memory allocator [18] on the same test suites. Although Cling [2] is a closely related work, we omit it in our evaluation because its code is not available.

Based on the design features of each memory allocator, we expect that SEMALLOC should:

- A incur a lower run-time overhead than MarkUs,
- B incur a lower memory overhead than FFMalloc,
- C is on-par with TypeAfterType in run-time overhead and may incur a higher memory overhead.

Preview. The outcomes of our evaluation are in alignment with these expectations with consistent results across mimalloc-bench, SPEC CPU 2017, PARSEC 3, and real-world server programs (Nginx, Lighttpd, and Redis).

6.1 Evaluation Setup

All of our experiments are conducted in the Debian Bullseye [12] environment within a Docker 20.10.7 container on a server configured with 64-bit 160-core 2.40GHz Intel Xeon E7-8870 CPUs (x86 architecture) and 1TB system memory.

We use LLVM 15 to compile programs. For simplicity, we use the WLLVM [41] compiler wrapper to link the whole program bitcode into a single IR file. While generating the IR, we enable the compiler to track pointer types by setting the `-fno-opaque-pointers` flag, and disable constructor aliasing with `-mno-constructor-aliases` flag to simplify the call graph. We then transform the IR using our pass and compile it to generate the hardened program. We also generate unhardened programs by directly compiling the IR without running the SEMALLOC-specific transformation pass.

We built MarkUs, FFMalloc, and TypeAfterType as instructed in the latest versions of their respective official



Figure 6: Normalized average and standard deviation of run-time overhead on PARSEC and SPEC benchmarks.

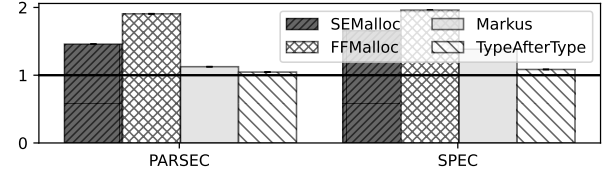


Figure 7: Normalized average and standard deviation of memory overhead on PARSEC and SPEC benchmarks.

GitHub repositories. We set up an additional Docker container to compile programs running with TypeAfterType as it depends on a patched LLVM 4 toolchain.

We use a Python wrapper to measure clock time and maximum memory usage (`maxrss`) in program execution for all test programs. All results are based on five runs, normalized with respect to the corresponding glibc. We compute performance averages using geometric means, and report standard deviations as well.

We note that MarkUs and TypeAfterType are not compatible with all tests. While we exclude them from computing their respective average overheads, the complete list can be found at §A.6. Individual test results can be found at §A.7.

6.2 Macro Benchmarks

We choose the widely used SPEC and PARSEC benchmark suites as macro benchmarks. They are general-purpose benchmarks with various kinds of programs that can show the performance of SEMALLOC in a broad range of scenarios.

SPEC CPU2017: We use SPEC CPU2017 [38] version 1.1.9 and report the results of 12 C/C++ tests in both "Integer" and "Floating Point" test suites. We use the SPEC runsetup option to set up the program inputs and invoke the benchmark binary through our measurement wrapper to collect more precise overhead numbers. We note that some SPEC tests run the test executable multiple times with different inputs. We report the sum of all run-times and the largest memory usages for these tests.

PARSEC 3: We use the latest PARSEC 3 [5] benchmark, excluding two ("raytrace" and "facesim") from analysis because they are incompatible with the Clang compiler, and one ("x264") as it causes segmentation fault with glibc.

Benchmark Performance. We provide the run-time and memory overheads as well as standard deviations of these two benchmarks in Figure 6 and Figure 7 respectively. Performance results of individual programs can be found in Table 3.

On SPEC, both SEMMALLOC and TypeAfterType outperform the glibc allocator (3.5% and 2.6% respectively). This is explainable as pre-allocating heap pools by types reduces the number of page requests made the kernel and hence can reduce allocation latency. Placing heap objects of similar types or SemaTypes in adjacent memory is also beneficial to cache lines. FFMalloc incurs a marginal overhead (1.4%) and Markus incurs a significant overhead (15.7%), which is expected due to the expensive pointer scanning operation.

All allocators incur extra memory overhead than glibc. As expected, for type-based allocators, the more sensitive the type (TypeAfterType \rightarrow SEMMALLOC \rightarrow FFMalloc) the greater the memory overhead (8.5% \rightarrow 65.6% \rightarrow 96.1%). Markus incurs a 38.3% memory overhead due to quarantine of freed blocks although the number here is for reference only.

The results on PARSEC are consistent with the trends observed in SPEC: (1) SEMMALLOC, TypeAfterType, FFMalloc are on par with glibc while Markus doubles the execution time; and (2) memory overhead increases with type sensitivity.

Abnormalities. While the overall evaluation results align with Expectation-A, B, and C, we do notice abnormalities in the results and explain them below:

We note that running Markus with two tests: “fer” and “vip” throws exceptions. We exclude these two tests from computing the average overheads for the Markus allocator. However, we should expect higher overheads for Markus given that these two failed tests allocate blocks frequently and running them with other allocators incurs larger overheads. Similarly, for TypeAfterType, compiling “vips”, “swa”, “can”, “fer”, and “602” throws exceptions due to its incompatibility with the using keyword in C++ and incomplete support for variable type casts.

SEMMALLOC allows memory reuse among allocations of the same SemaType while FFMalloc does not allow any virtual memory reuse, thus running SEMMALLOC should incur less memory overheads compared with FFMalloc. However, on the SPEC benchmark, we observe two exceptions: “641” and “644”. Test “641” frequently allocates calls functions in external libraries that allocates heap memories causing excessive memory use. Test “644” reaches its memory usage peak at the beginning of the program that allocates a significant number of blocks together and they are all not released until the end of the program. As FFMalloc uses 16 bytes granularity to allocate blocks, it uses less memory to allocate them compared with SEMMALLOC uses size of two size classes to allocate blocks. The observed overhead comes from the data storage instead of the way SEMMALLOC reuse freed blocks.

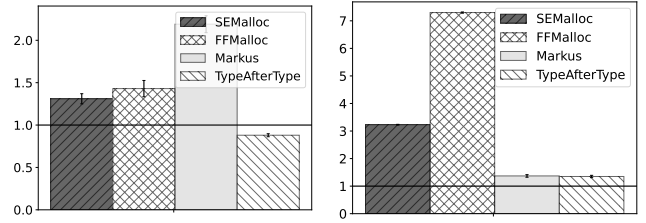


Figure 8: Normalized average and standard deviation of run-time (left) and memory (right) overhead on mimalloc-bench.

While benchmarks like SPEC and PARSEC are good indicators of the overall performance of SEMMALLOC, to give a clear view how long SEMMALLOC takes to finish the memory allocation and release calls, and how such delay would influence real-world programs, we run it on micro benchmarks (§6.3) and real world programs respectively (§6.4).

6.3 Micro Benchmarks

We use mimalloc-bench [10], a dedicated benchmark designed to stress test memory allocators with frequent (and sometimes only) allocations and de-allocations. We exclude one test: “mleak” that tests memory leakage instead of allocation performance, and summarize the overheads and standard deviations of the rest of tests in Figure 8. Individual results can be found in Table 4.

On average, SEMMALLOC introduces less execution delay compared with allocators that offer more security (i.e., Markus and FFMalloc) but perform worse than TypeAfterType. We suspect two reasons for the disparity: (1) TypeAfterType relies heavily on program inlining (to eliminate wrappers) which boosts performance especially in small programs; (2) TypeAfterType is built on TCMalloc [19] which shows remarkable performance on this micro benchmark [10]. In terms of memory overhead, SEMMALLOC almost cuts the memory usage by half compared with FFMalloc, aligns with our expectations and make it a possible approach for real-world programs.

However, we highlight that running test “mstress” with SEMMALLOC incurs significant overheads for both memory and run-time. The program allocates about 150k blocks only, and executing it only takes less than half a second. The memory usage mostly come from storing the allocator metadata and the execution delay comes from the initial one-time setup.

6.4 Performance on real-world programs

We evaluate three real-world performance of SEMMALLOC using Nginx (1.18.0), Lighttpd (1.4.71) and Redis (7.2.1).

For network servers, we use ApacheBench (ab) [40] 2.3 to evaluate their throughput with 500 concurrent requests, and

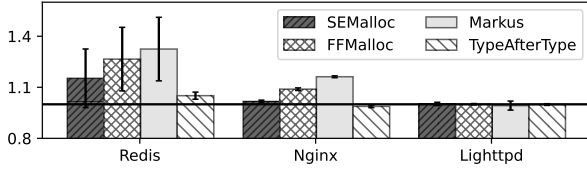


Figure 9: Normalized average and standard deviation of throughput overhead on three real-world programs.

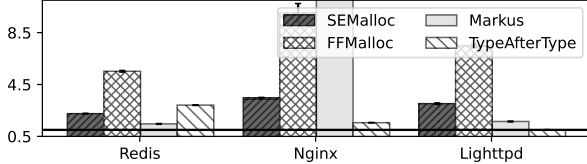


Figure 10: Normalized average and standard deviation of memory overhead on three real-world programs.

take the Nginx default 613 bytes root page as the requested page. On Redis, we use the same settings as how its performance is measured in mimalloc-bench [10]. The results are summarized in Figure 9 and Figure 10. Overhead numbers can be found in Table 5. While running Nginx, Markus takes significant memories probably due to an implementation error. Albeit this outlier, the results align with our expectations for SEMALLOC:

- a lower run-time overhead than Markus,
- a lower memory overhead than FFMalloc,
- on-par with TypeAfterType in run-time overhead but may incur a higher memory overhead.

7 ON RECURRENT ALLOCATIONS

In SEMALLOC, a SemaType only needs to be tracked dynamically if heap objects of this SemaType are allocated recurrently, i.e., through loops or recursions (see §3.2, §3.3, and §4.6). For non-recurrent allocations, once an object is freed, its space is never reused. In two extreme cases,

- if a program itself involves absolutely zero recurrent heap allocations (but the dependent libraries may allocate heap memories) SEMALLOC behaves exactly like FFMalloc [45];
- if there is only one execution context where heap allocation can happen (i.e., a single SemaType), SEMALLOC behaves exactly like the glibc heap allocator [18].

Fortunately, most programs are not written in these extreme cases. And yet, this observation leads us to wonder how prevalent recurrent heap allocations are in common benchmark programs that evaluate heap allocators. Needless to say, programs that have a more diverse set of recurrent allocations can benefit more from the fact that SEMALLOC attempts to strike a sweet spot in security, performance, and memory overhead in the context of UAF mitigation.

To give more insights on profiling recurrent allocations in real-world programs, we list key statistics pertinent of each PARSEC and SPEC test relevant to SEMALLOC’s internals in §A.8. In particular, we use recurrent allocation percentage to describe how many allocations are one-time allocations. For most programs that frequently allocate blocks, over 99% of the allocations are effectively captured and allocated to individual SemaType pools. These pools handles a significant amount of memory reallocation (as shown in the last column), which improves memory efficiency and thus explains why empirically SEMALLOC incurs a lower memory overhead than FFMalloc.

However, we observe three exceptions: "620," "bod," and "fer". They often call functions from external libraries (such as those linked with the `-lm` flag in the `math.h` library) that allocate heap memory as well. These external libraries are not transformed by SEMALLOC, leading to untracked heap allocations that are handled in the global non-releasing pool (like FFMalloc). Therefore, adopting SEMALLOC for a program that heavily depends on external libraries for heap allocations may not be ideal, and the developers can opt to recompile the depended libraries with SEMALLOC for better compatibility.

8 CONCLUDING REMARKS

Type is a loosely defined concept in security research and is often subject to different interpretations. In this paper, we look at “type” through the lens of heap allocators. To a heap allocator, a type is an encoding of information about the to-be-allocated object. Intuitively, the more information (i.e., semantics) a heap allocator knows, the better decisions it can make. While conventional memory allocators only take object size as the semantics, we argue that SemaType can be a useful extension to object size, and, more importantly, can be deduced cheaply at runtime¹.

Through SEMALLOC we show that SemaType can be used to balance security, run-time cost, and memory overhead in UAF mitigation. And yet we believe that SemaType is applicable beyond SEMALLOC. For example, when applied to a performance-oriented memory allocator, SemaType might help the allocator to partition heap pools strategically to exploit cache coherence. Alternatively, combined with other software fault isolation (SFI) strategies (e.g., red-zoning or pointer-as-capabilities), SemaType might help specify and enforce finer-grained data access policies.

9 ACKNOWLEDGMENT

This work is funded in part by NSERC (RGPIN-2022-03325), the David R. Cheriton endowment, and gifts from Facebook, Amazon, Sui Foundation, and Intel Labs.

¹Memory overhead of SEMALLOC is not related to deducing SemaType.

REFERENCES

- [1] Sam Ainsworth and Timothy M. Jones. 2020. MarkUs: Drop-in Use-After-Free Prevention for Low-level Languages. In *Proceedings of the 41st IEEE Symposium on Security and Privacy (Oakland)*. San Francisco, CA.
- [2] Periklis Akritidis. 2010. Cling: A Memory Allocator to Mitigate Dangling Pointers. In *Proceedings of the 19th USENIX Security Symposium (Security)*. Washington, DC.
- [3] Alejandro Guerrero. 2022. N-day exploit for CVE-2022-2586: Linux kernel nft_object UAF. <https://www.openwall.com/lists/oss-security/2022/08/29/5>.
- [4] Cristiano Giuffrida Alyssa Milburn, Herber Bos. 2017. Safelnit: Comprehensive and Practical Mitigation of Uninitialized Read Vulnerabilities. In *Proceedings of the 2017 Annual Network and Distributed System Security Symposium (NDSS)*. San Diego, CA.
- [5] Christian Bienia, Sanjeev Kumar, Jaswinder Pal Singh, and Kai Li. 2008. *The PARSEC Benchmark Suite: Characterization and Architectural Implications*. Technical Report TR-811-08. Princeton University.
- [6] Blaze Labs. 2022. The never ending problems of local ASLR holes in Linux. <https://www.blazinfosec.com/post/never-ending-problems-aslr-linux/>.
- [7] Matteo Botticci. 2022. *ZigRazor/CXXGraph: Release v0.2.2*. <https://doi.org/10.5281/zenodo.5878832>
- [8] C Language Working Group. [n. d.]. ISO/IEC 9899:2023 (E) Programming languages — C. <https://www.open-std.org/jtc1/sc22/wg14/www/docs/n3088.pdf>.
- [9] Luca Cardelli. 1996. Type Systems. *ACM Computing Surveys (CSUR)* 28, 1 (1996).
- [10] daanx. [n. d.]. mimalloc-bench | Suite for benchmarking malloc implementations. <https://github.com/daanx/mimalloc-bench>.
- [11] Daniel Teuchert, Cornelius Aschermann, Tommaso Frassetto, Tigist Abera. 2018. Use after free in File#initialize_copy. <https://github.com/mruby/mruby/issues/4001>.
- [12] Debian. 2023. Debian “bullseye” Release Information. <https://www.debian.org/releases/bullseye/>.
- [13] Thomas Dullien. 2020. Weird Machines, Exploitability, and Provable Unexploitability. *IEEE Transactions on Emerging Topics in Computing* 8, 2 (2020).
- [14] Márton Erdős, Sam Ainsworth, and Timothy M. Jones. 2022. MineSweeper: A “Clean Sweep” for Drop-in Use-after-Free Prevention. In *Proceedings of the 27th ACM International Conference on Architectural Support for Programming Languages and Operating Systems (ASPLOS)*. Vancouver, Canada.
- [15] Reza Mirzazade Farkhani, Mansour Ahmadi, and Long Lu. 2020. PTAAuth: Temporal Memory Safety via Robust Points-to Authentication. <https://arxiv.org/abs/2002.07936>. CoRR (March 2020). arXiv:2002.07936
- [16] Nathaniel Filardo, Brett F Gutstein, John Woodruff, Sam Ainsworth, Lucian Paul-Trifu, Brooks Davis, Hongyan Xia, Edward Tomasz Napierala, Alexander Richardson, John Baldwin, David Chisnall, Jessica Clark, Khilan Gudka, Alexandre Joannou, A. Theodore Markettos, Alfredo Massinghi, Robert M Norton, Michael Roe, Peter Sewell, Stacey Son, Timothy M Jones, Simon W Moore, Peter G Neumann, and Robert N M Watson. 2020. Cornucopia: Temporal Safety for CHERI Heaps. In *Proceedings of the 41st IEEE Symposium on Security and Privacy*. IEEE Computer Society. <https://doi.org/10.1109/SP40000.2020.00098>
- [17] Jeffrey S. Foster, Manuel Fähndrich, and Alexander Aiken. 1999. A Theory of Type Qualifiers. In *Proceedings of the 1999 ACM SIGPLAN Conference on Programming Language Design and Implementation (PLDI)*. Atlanta, GA.
- [18] Free Software Foundation, Inc. [n. d.]. The GNU Allocator (The GNU C Library). https://www.gnu.org/software/libc/manual/html_node/The-GNU-Allocator.html.
- [19] Google. [n. d.]. TCMalloc. <https://github.com/google/tcmalloc>.
- [20] Floris Gorter, Koen Koning, Herbert Bos, and Cristiano Giuffrida. 2022. DangZero: Efficient Use-After-Free Detection via Direct Page Table Access. In *Proceedings of the 29th ACM Conference on Computer and Communications Security (CCS)*. Los Angeles, CA.
- [21] Hanno Böck. 2017. use after free with malformed input file in yasm_intnum_destroy(). <https://github.com/yasm/yasm/issues/91>.
- [22] David R. Hanson. 1980. A Portable Storage Management System for The ICON Programming Language. *Software: Practice and Experience* 10, 6 (1980), 489–500.
- [23] John Leitch. 2015. array.fromstring Use After Free. <https://bugs.python.org/issue24613>.
- [24] Moshe Kol. 2023. Racing Against the Lock: Exploiting Spinlock UAF in the Android Kernel (*OffensiveCon*).
- [25] Byoungyoung Lee, Chengyu Song, Yeongjin Jang, Tielei Wang, Taesoo Kim, Long Lu, and Wenke Lee. 2015. Preventing Use-after-free with Dangling Pointers Nullification. In *Proceedings of the 2015 Annual Network and Distributed System Security Symposium (NDSS)*. San Diego, CA.
- [26] Linux Foundation. [n. d.]. mmap(2) - Linux manual page. <https://man7.org/linux/man-pages/man2/mmap.2.html>.
- [27] Beichen Liu, Pierre Olivier, and Binoy Ravindran. 2019. SlimGuard: A Secure and Memory-Efficient Heap Allocator. In *Proceedings of the 20th International Middleware Conference (Middleware)*. Davis, CA.
- [28] LLVM Project. [n. d.]. llvm-project/llvm/lib/Target/X86/X86CallingConv.td at main · llvm/llvm-project. <https://github.com/llvm/llvm-project/blob/main/llvm/lib/Target/X86/X86CallingConv.td#L586-L588>.
- [29] Kangjie Lu and Hong Hu. 2019. Where Does It Go? Refining Indirect-Call Targets with Multi-Layer Type Analysis. In *Proceedings of the 26th ACM Conference on Computer and Communications Security (CCS)*. London, UK.
- [30] Kangjie Lu, Chengyu Song, Taesoo Kim, and Wenke Lee. 2016. UniSan: Proactive Kernel Memory Initialization to Eliminate Data Leakages. In *Proceedings of the 23rd ACM Conference on Computer and Communications Security (CCS)*. Vienna, Austria.
- [31] National Vulnerability Database. 2015. CVE-2015-6831. <https://cve.mitre.org/cgi-bin/cvename.cgi?name=CVE-2015-6831>.
- [32] National Vulnerability Database. 2015. CVE-2015-6835. <https://cve.mitre.org/cgi-bin/cvename.cgi?name=CVE-2015-6835>.
- [33] National Vulnerability Database. 2018. CVE-2018-11496. <https://cve.mitre.org/cgi-bin/cvename.cgi?name=CVE-2018-11496>.
- [34] Gene Novark and Emery D Berger. 2010. DieHarder: Securing The Heap. In *Proceedings of the 17th ACM Conference on Computer and Communications Security (CCS)*. Chicago, IL.
- [35] M. Sharir. 1981. A strong-connectivity algorithm and its applications in data flow analysis. *Computers & Mathematics with Applications* 7, 1 (1981), 67–72. [https://doi.org/10.1016/0898-1221\(81\)90008-0](https://doi.org/10.1016/0898-1221(81)90008-0)
- [36] Sam Silvestro, Hongyu Liu, Tianyi Liu, Zhiqiang Lin, and Tongping Liu. 2018. Guarder: A Tunable Secure Allocator. In *Proceedings of the 27th USENIX Security Symposium (Security)*. Baltimore, MD.
- [37] Alexander Sotirov. 2007. Heap Feng Shui in Javascript. *Black Hat Europe* (2007).
- [38] Standard Performance Evaluation Corporation. [n. d.]. SPEC CPU® 2017. <https://www.spec.org/cpu2017/>.
- [39] László Szekeres, Mathias Payer, Tao Wei, and Dawn Song. 2013. SoK: Eternal War in Memory. In *Proceedings of the 34th IEEE Symposium on Security and Privacy (Oakland)*. San Francisco, CA.
- [40] The Apache Software Foundation. 2023. Apache HTTP Server Documentation: ab - Apache HTTP Server Benchmarking Tool. <https://httpd.apache.org/docs/2.4/programs/ab.html>.

- [41] Tristan Ravitch. 2023. A wrapper script to build whole-program LLVM bitcode files. <https://github.com/travitch/whole-program-llvm>.
- [42] Erik van der Kouwe, Taddeus Kroes, Chris Ouwehand, Herbert Bos, and Cristiano Giuffrida. 2018. Type-After-Type: Practical and Complete Type-Safe Memory Reuse. In *Proceedings of the 34th Annual Computer Security Applications Conference (ACSAC)*.
- [43] Erik van der Kouwe, Vinod Nigade, and Cristiano Giuffrida. 2017. DangSan: Scalable Use-after-Free Detection. In *Proceedings of the Twelfth European Conference on Computer Systems (Belgrade, Serbia) (EuroSys '17)*. Association for Computing Machinery, New York, NY, USA, 405–419. <https://doi.org/10.1145/3064176.3064211>
- [44] Robert N.M. Watson, Jonathan Woodruff, Peter G. Neumann, Simon W. Moore, Jonathan Anderson, David Chisnall, Nirav Dave, Brooks Davis, Khilan Gudka, Ben Laurie, Steven J. Murdoch, Robert Norton, Michael Roe, Stacey Son, and Munraj Vadera. 2015. CHERI: A Hybrid Capability-System Architecture for Scalable Software Compartmentalization. In *2015 IEEE Symposium on Security and Privacy*. 20–37. <https://doi.org/10.1109/SP.2015.9>
- [45] Brian Wickman, Hong Hu, Insu Yun, DaeHee Jang, JungWon Lim, Sanidhya Kashyap, and Taesoo Kim. 2021. Preventing Use-After-Free Attacks with Fast Forward Allocation. In *Proceedings of the 30th USENIX Security Symposium (Security)*. Online.

A APPENDIX

A.1 Code Example

This section presents a hypothetical code snippet that yields the call graph presented in Figure 3.

A.2 Instruction Insertion Summary

The number of LLVM IR instructions instrumented at different code locations are summarized in Table 2.

Code location	Call	Invoke
SCC inbound edges	1	2
SCC inner edges	9	13
SCC outbound edges	16	22
Iterative node	6	12
Branch node	6	20
malloc call site	12	20
Duplicated invoke node	2*calls in the same bracket	

Table 2: Number of instructions inserted for call, invoke, and for duplicating the invoke nodes. In the call graph, we use “branch node” to denote a node with more than one incoming edges and “iterative node” to denote a node that has at least one outgoing edge annotated in dashes (i.e., the call site is in a loop). We note that a branch node can potentially also be an iterative node. In this case, both groups of instructions will be inserted.

Briefly, following is a summary of instructions added:

- For an SCC inbound edge, instructions are inserted after the call site to clear s .
- For an intra-SCC edge, instructions are inserted before and after the call site to update s .

```

1  int main(){
2      for(...) {
3          b(32);
4      }
5      d(sizeof(int));
6      a(16);
7  }
8  void a(int i) {
9      d(sizeof(int));
10     e(i * 16);
11     e(i * 16);
12 }
13 void b(int i) {
14     c(i, 64);
15 }
16 void c(int i, int s) {
17     if (i > 1)
18         c(i, 64);
19     else
20         malloc(sizeof(int));
21 }
22 void d(int size) {
23     for(...) {
24         malloc(size);
25         e(16);
26     }
27 }
28 void e(int size) {
29     for (...)
30         malloc(size);
31 }
32 void f(int i, int s) {
33     g(i, s - 16);
34 }
35 void g(int i, int s) {
36     c(i - 1, s);
37     for (...)
38         malloc(s);
39 }

```

Figure 11: Code snippet that yields the call graph in Figure 3

- For an SCC outbound edge instructions are inserted before the call to compute h (which is rID) and clear s .
- For an iterative node, instructions are inserted before and after the call to maintain nID .
- For a branch node, instructions are inserted before and after the call to maintain nID .
- For a malloc call site, instructions are inserted before the call to encode rID and nID into the size parameter.

Additionally, if a function is called with exception handling (via the invoke instruction in LLVM), additional instructions need to be inserted to handle the unwind branch and to duplicate the execution logic to make it compatible with `SEMMALLOC`. We refer the readers to §A.4 for details.

A.3 Formal Analysis

SEMMALLOC stops UAF attacks by defining the object types based on the path used to allocate them, and guarantees that upon the allocation call site (i.e., malloc call), the executing tracing and weight assignment can uniquely identify each type. As explained in §4.2, SemaType is classified into two types in SEMMALLOC: allocated through recurrent allocation trace (RA), and non-recurrent regular allocation trace (NA). There are three possibilities if SEMMALLOC cannot represent each SemaType identically based on this classification:

- (1) NA1 and NA2;
- (2) NA1 and RA1;
- (3) RA1 and RA2.

Next, we explain why SEMMALLOC can notify the runtime wrapper to allocate blocks of different SemaType separately in each of the above scenario.

NA1 and NA2. A SemaType is classified as NA if there is no recurrent call site in its allocation trace. Thus, there is no possibility that a NA trace accidentally classified as RA. NA blocks are not to be reused by another block after freed. As a result, the two NA blocks are never going to share the same memory address.

NA1 and RA1. As explained above, a NA trace is not classified as RA thus never reuses a block allocated to others or releases itself to be used by another object. Thus, cross-category memory address reuse also will not happen.

RA1 and RA2. RA blocks release the memory space after being freed and a further block with the same SemaType will be allocated to this address. If two different RA objects allocated to the same virtual memory address, their nID must be the same (i.e., $t_1 = t_2$) upon calling malloc. We define the call trace of RA1 as $C1 = \alpha_1, \alpha_2, \dots, \alpha_n$, and the call trace of RA2 as $C2 = \beta_1, \beta_2, \dots, \beta_m$. Our target is to prove:

Theorem. Given any two recurrent call traces $C1, C2$, where $C1 \neq C2$. Upon the malloc call site β_m of $C2$, its nID t_2 is never the same to the nID of $C1$ at their malloc call site α_n with the value t_1 .

To prove this, we first need to prove:

Lemma 1. Given any recurrent call trace $C = \gamma_1, \gamma_2, \dots, \gamma_r$, its nID t is always the same at its malloc call site γ_r .

Suppose the iterative call site is γ_i . After returns γ_r and before calling it the next time, function call $\gamma_r, \gamma_{r-1}, \dots, \gamma_i$ sequentially returns and $\gamma_i, \gamma_{i+1}, \dots, \gamma_r$ are sequentially called. As t is increased with a specific value before a call site and is decreased with the same value after the call returns, executing the above sequence does not change the t . Thus, we have proved the lemma 1.

Lemma 2. The weight of function w_f is larger than the sum of the weights on any trace starting with it.

We can use mathematical induction to simply prove this. Suppose f does not call any functions other than malloc, its weight is the number of calls to malloc it has, and the path weights are assigned from zero to $w_f - 1$. Now, suppose f does call functions other than malloc, we suppose that f calls $F = f_1, f_2, \dots, f_q$ sequentially. We assume that $\forall \tilde{f} \in F$, lemma 2 applies. We take an arbitrary $f_p \in F$. The weight assigned with it is $\sum_{i=1}^{p-1} w_{f_i}$, and by assumption the maximum path weight among all call traces within f_p is $\sum_{i=1}^p w_{f_i} < w_f = \sum_{i=1}^q w_{f_i}$. Thus, we have proved the lemma 2.

Prove the theorem. To prove the theorem, We only need to show that the sum of the weights in each trace is identical. We denote the weight of α_i as w_{α_i} , and the weight of β_i as w_{β_i} . We assume that the two traces shares the first k prefixes (i.e., $\alpha_i = \beta_i, 0 < i \leq k$). Now take the $(i + 1)$ th call of each trace α_{i+1} and β_{i+1} , their caller is the same function. Without the lose of generality, we suppose that $w_{\alpha_{i+1}} > w_{\beta_{i+1}}$. According to the weight allocation algorithm Algorithm 1, in the caller function, β_{i+1} is called before α_{i+1} , and $w_{\alpha_{i+1}} - w_{\beta_{i+1}} \geq w_\delta$, where w_δ is the weight of the function called by β_{i+1} . According to lemma 2, any function traces within δ is smaller than w_δ , thus $w_{\alpha_{i+1}} > \sum_{k=i+1}^m w_{\beta_k}$. Thus, $\sum_{k=1}^n w_{\alpha_k} > \sum_{k=1}^m w_{\beta_k}$. We have proved the theorem.

A.4 Transformation for Function Call with Exception Handling

In LLVM, regular function calls are represented with the call instruction. This instruction is similar to a regular function call in high-level programming languages and does not encode exception handling semantics. For calls that may throw an exception, LLVM uses the invoke instruction.

Different from the call instruction that returns the control flow to the next instruction, invoke terminates the control flow and jumps to two destinations that contains the regular branch and the exception handling branch (a.k.a., the unwind branch). If more than one function calls are made in one exception-handling context (e.g., more than one functions calls in the same try block in C++), there is still only one unwind branch that all invoke instructions will jump to.

When making a regular call, nID is decreased after the call returns. With the invoke instruction, nID needs to be decreased in both destination branches. The unwind branch also needs to be exclusive to each invoke as nID needs to be reduced with a different value in different sites. To achieve this, we duplicate the unwind branch and guarantee that each branch is only jumped from one invoke instruction.

The unwind branch might contain ϕ -instructions, whose return value is dependent to the prior basic block the control flow jumped from. To make the transformation compatible with this special instruction, we only duplicate the basic exception handling logic (first half of the unwind basic

block) and insert instructions to reduce `nID` for the unwind branches here. We create a new basic block only contains the second half of each branch, and all ϕ -instructions are in the newly created basic block.

Similarly, a `invoke` destination block can have incoming edges from basic blocks that do not end with the `invoke` instruction. We need to duplicate this destination block as well to avoid always executing the inserted tracking instructions even this basic block is not jumped from a `invoke` call site. We create a new basic block and insert the `SemaType` tracking instructions here. We then replace the `invoke` destination to this block and link this block with the old destination, while update all ϕ -instructions accordingly.

A.5 Implementation Details of The Allocation Backend in SEMALLOC

The heap allocator backend of SEMALLOC is implemented using the `dlsym` function and is a dynamic library that can be loaded by either setting the `LD_PRELOAD` environment variable to replace the system default memory allocator or direct linkage during compilation.

SEMALLOC maintains a per-thread metadata that stores the status of all blocks allocated in this thread. If a block not allocated in this thread is freed, SEMALLOC will atomically add this block to the free-list of the thread that allocates it and defers the deallocation until that thread handles a heap memory management operation. Other than the free-list, for each thread SEMALLOC maintains a global pool for all one-time allocations, a lazy pool for all first-seen recurrent allocations, several individual pools for each recurrent allocations, and a map that used to locate the pool for each `SemaType`. The lazy pool and global pool are pools for all size classes, while individual pools contain a limited set of size classes (most of the time only one) that have been used to save virtual memory address space.

Upon creation, each pool is allocated with a dedicated virtual memory address range that all its memory will be allocated from. For each sub pool of the global pool or the lazy pool, SEMALLOC allocates the block sequentially. For each individual pool, SEMALLOC maintains a free list as well and will allocate the head of the free list if it is not empty. Otherwise, SEMALLOC will also allocate the mapped memory of this individual pool sequentially.

For each block, a 16-byte metadata is stored immediately before the data. For huge block, it stores the block type (huge) and the block size. For regular small blocks, it stores the block type (regular) with one byte, the ID of the thread that allocates the block with two bytes, the pointer to the pool that allocates the block with eight bytes, and an offset if the block is allocated via `memalign`-like functions to locate the start byte of the block chunk with four bytes.

When a `malloc` call comes, SEMALLOC firstly check if the block size is larger than the huge allocation threshold or not. If so, SEMALLOC uses `mmap` to allocate this block and sets the header. Otherwise, SEMALLOC takes the recurrent identifier. If it is not set, SEMALLOC will use the global pool to allocate this block. Otherwise, SEMALLOC will take `SemaType` and check if a block with it is already allocated or not using the lazy pool. If so, SEMALLOC can confirm that this blocks with this `SemaType` is recurrently allocated and will allocate an individual pool for all following allocations with this `SemaType`. The map will be updated with this new entry as well. Otherwise, the lazy pool will allocate this block.

When a `free` call comes, SEMALLOC will firstly take the header of the pointed block to check if it is a huge block or not. If so, SEMALLOC uses `munmap` to deallocate this block. Otherwise, SEMALLOC will check the thread id and put it to the corresponding free list if this block is not allocated in this thread. If the block is allocated in this thread, SEMALLOC then takes the pool pointer. If the pool is a global pool or lazy pool, SEMALLOC will release the taken memory to the operation system by calling `madvise`. However, this virtual memory address will not going to allocated to any blocks again. If the pool is an individual pool, SEMALLOC will put this block to the pool's free list, recycling it for another block with the same `SemaType`.

A.6 List of Failed Tests and Corresponding Exceptions on PARSEC and SPEC

PARSEC. (referenced by the first three letters of its name)

- MarkUs:
 - fer (SIGSEGV)
- TypeAfterType:
 - can (incomplete type tracking support)
 - fer (LLVM pass exception)
 - swa (incomplete type tracking support)
 - vip (incomplete type tracking support)

SPEC.

- TypeAfterType:
 - 602 (LLVM pass exception)

Mimalloc-Bench.

- TypeAfterType:
 - alloc-test (incomplete type tracking support)
 - malloc-large (incomplete type tracking support)
 - rbstress (configuration failure)

A.7 Run-time and Memory Overhead Details of Each Benchmark Test

Macro benchmark. SPEC and PARSEC in [Table 3](#).

Micro benchmark. mimalloc-bench in [Table 4](#).

Real-world programs. Three real-world programs (Redis, Nginx, Lighttpd) in [Table 5](#).

A.8 Recurrent Allocation Statistics on PARSEC and SPEC Tests

Allocation details are shown in [Table 6](#).

ID	Run-time Overhead (std. $\times 10^{-3}$)				Memory Overhead (std. $\times 10^{-3}$)			
	SeMalloc	FFMalloc	MarkUs	TypeAfterType	SeMalloc	FFMalloc	MarkUs	TypeAfterType
600	1.09 (3.34)	1.01 (2.87)	1.06 (2.10)	1.00 (1.69)	1.85 (0.31)	5.72 (0.13)	1.60 (0.69)	1.14 (0.14)
602	1.02 (1.57)	1.09 (3.32)	1.52 (8.27)	- (-)	1.31 (0.04)	1.06 (0.06)	2.10 (4.04)	- (-)
605	0.99 (0.71)	1.00 (1.61)	1.01 (0.30)	1.05 (4.11)	1.00 (0.07)	1.02 (0.32)	1.28 (0.01)	1.01 (0.01)
619	1.03 (1.85)	1.04 (3.99)	1.04 (3.92)	1.04 (7.11)	1.00 (0.03)	1.02 (0.01)	1.00 (0.03)	1.00 (0.02)
620	1.00 (3.81)	1.10 (2.33)	2.06 (29.61)	0.90 (7.94)	3.27 (0.58)	12.55 (0.40)	1.98 (1.71)	0.99 (0.35)
623	0.59 (0.59)	0.90 (8.19)	1.45 (9.49)	0.56 (4.31)	1.58 (0.13)	3.55 (0.14)	2.23 (0.12)	1.06 (0.21)
625	0.99 (0.99)	1.00 (0.00)	1.00 (0.00)	1.01 (0.74)	1.07 (0.00)	1.55 (0.37)	1.13 (0.34)	1.03 (0.63)
631	0.99 (0.99)	1.00 (6.25)	1.05 (29.47)	1.12 (1.95)	1.00 (0.01)	1.01 (0.01)	1.00 (0.02)	1.00 (0.39)
638	1.00 (3.38)	1.00 (7.10)	0.99 (5.70)	1.00 (1.59)	1.00 (0.01)	1.01 (0.02)	1.07 (0.02)	1.03 (0.01)
641	1.03 (1.70)	1.05 (2.27)	1.10 (9.53)	1.15 (2.28)	7.10 (2.87)	4.08 (1.73)	1.22 (2.65)	1.73 (1.30)
644	0.99 (0.99)	1.00 (2.82)	1.01 (0.33)	1.05 (3.54)	4.46 (0.08)	1.77 (0.27)	1.76 (0.07)	1.11 (0.07)
657	0.98 (4.68)	1.00 (2.29)	0.99 (1.72)	1.01 (2.21)	1.00 (0.00)	1.00 (0.00)	1.00 (0.00)	1.00 (0.00)
Avg	0.97(1.55)	1.01 (1.86)	1.16(2.49)	<u>0.97 (1.64)</u>	1.66 (0.06)	1.96 (0.10)	<u>1.38(0.10)</u>	1.08 (0.04)
bla	1.00 (3.35)	1.00 (0.00)	1.00 (2.74)	1.00 (0.00)	1.03 (0.02)	1.12 (0.07)	1.00 (0.08)	1.00 (0.08)
bod	1.00 (0.00)	1.00 (0.74)	1.00 (0.69)	1.00 (2.30)	2.52 (2.80)	3.08 (43.75)	1.21 (17.81)	1.10 (1.72)
can	0.99 (3.91)	0.99 (2.49)	1.03 (1.82)	- (-)	1.21 (0.03)	1.23 (0.05)	1.35 (0.10)	- (-)
ded	0.97 (6.16)	1.24 (6.16)	275.04 (0.00)	0.99 (11.02)	1.05 (0.04)	1.05 (1.67)	1.07 (0.03)	1.00 (0.07)
fer	1.00 (0.63)	1.00 (0.34)	- (-)	- (-)	1.81 (0.78)	1.72 (10.02)	- (-)	- (-)
flu	1.00 (0.52)	1.00 (0.00)	1.00 (0.22)	1.00 (0.19)	1.04 (0.16)	1.13 (0.19)	1.00 (0.10)	1.00 (0.19)
fre	1.02 (6.92)	1.00 (5.90)	1.03 (2.16)	1.05 (5.34)	0.96 (0.10)	1.05 (0.19)	0.99 (0.32)	1.16 (0.15)
str	0.98 (4.71)	0.98 (0.76)	0.98 (0.86)	0.98 (1.00)	1.47 (0.73)	1.66 (8.13)	1.09 (0.39)	1.02 (0.56)
swa	1.01 (5.31)	1.06 (0.83)	1.33 (10.69)	- (-)	3.45 (20.21)	14.38 (10.17)	1.45 (11.62)	- (-)
vip	1.01 (12.63)	1.08 (0.00)	1.13 (1.05)	- (-)	1.46 (2.34)	2.91 (2.34)	1.05 (1.66)	- (-)
Avg	1.00 (2.00)	1.03 (0.89)	1.96 (13.4)	<u>1.00 (1.61)</u>	1.46 (0.89)	1.91 (2.23)	<u>1.13 (1.46)</u>	1.05 (0.27)

Table 3: Normalized average runtime and memory overheads (and standard deviations) of SeMalloc on SPEC and PARSEC. We indicate the best scheme in bold and the second best underlined to show how SeMalloc hits the sweet spot in the tradeoff between run time and memory use.

ID	Run-time Overhead (std. $\times 10^{-3}$)				Memory Overhead (std. $\times 10^{-3}$)			
	SeMalloc	FFMalloc	MarkUs	TypeAfterType	SeMalloc	FFMalloc	MarkUs	TypeAfterType
alloc-test*	1.20 (12.30)	1.53 (11.50)	2.21 (9.10)	-	2.79 (1.25)	61.04 (4.90)	1.36 (5.85)	-
cscratch	1.01 (7.22)	1.02 (2.55)	1.00 (1.37)	1.00 (0.07)	3.55 (2.87)	14.46 (8.88)	1.00 (6.67)	1.00 (6.11)
cthrash	1.01 (1.34)	1.02 (3.20)	1.00 (6.58)	1.00 (0.06)	3.56 (1.24)	14.48 (1.31)	1.01 (2.90)	1.00 (7.23)
glibc-simple	1.20 (5.49)	1.30 (1.79)	2.47 (1.40)	0.98 (19.40)	6.58 (4.57)	14.46 (1.19)	1.00 (3.49)	1.00 (7.61)
malloc-large	2.67 (1.05)	2.66 (1.10)	3.15 (2.03)	-	0.86 (2.78)	1.00 (1.66)	0.86 (9.06)	-
rpctest*	1.02 (3.94)	3.56 (4.34)	11.10 (3.15)	0.79 (1.69)	6.35 (1.50)	14.95 (5.04)	18.15 (1.67)	1.91 (5.93)
mstress	4.50 (1.86)	2.68 (4.54)	2.70 (3.08)	1.13 (6.85)	32.88 (1.11)	12.58 (2.74)	1.28 (6.95)	1.84 (6.44)
rbstress	1.05 (2.32)	1.03 (3.81)	1.02 (1.67)	-	1.27 (4.32)	1.78 (4.82)	1.08 (4.01)	-
sh6bench	1.03 (1.82)	1.64 (6.86)	5.91 (6.84)	0.59 (0.21)	1.23 (8.84)	2.09 (1.16)	1.06 (4.30)	0.64 (0.15)
sh8bench	0.94 (4.41)	1.39 (5.87)	hang (-)	0.74 (8.63)	1.03 (5.46)	1.22 (6.01)	hang (-)	0.77 (10.80)
xmalloc-test*	1.04 (15.60)	0.41 (7.88)	1.76 (4.89)	0.90 (59.10)	5.97 (1.45)	19.92 (2.41)	1.01 (6.18)	6.51 (4.40)
Avg	<u>1.31 (6.19)</u>	1.43 (9.61)	2.19 (9.98)	0.88(1.78)	3.23 (1.28)	7.30 (2.13)	<u>1.37 (4.72)</u>	1.35(4.17)

Table 4: Normalized average run-time and memory overheads (and standard deviations) of SeMalloc on mimalloc-bench (results of * marked tests use built-in measurements). We indicate the best scheme in bold and the second best underlined to show how SeMalloc hits the sweet spot in the tradeoff between run time and memory use.

ID	Throughput Overhead (std.)				Memory Overhead (std.)			
	SEMMALLOC	FFMalloc	MarkUs	TypeAfterType	SEMMALLOC	FFMalloc	MarkUs	TypeAfterType
Redis	1.15 (0.17)	1.27 (0.19)	1.32 (0.19)	1.05 (0.02)	2.25 (0.03)	5.52 (0.06)	1.46 (0.03)	2.91 (0.03)
Nginx	1.02 (0.01)	1.09 (0.01)	1.16 (0.01)	0.99 (0.01)	3.47 (0.04)	10.02 (0.72)	<i>Huge</i>	1.55 (0.02)
Lighttpd	1.00 (0.01)	1.00 (0.00)	0.99 (0.03)	1.00 (0.00)	3.02 (0.06)	7.47 (0.13)	1.65 (0.04)	1.00 (0.02)
Avg	<u>1.01 (0.06)</u>	1.11 (0.06)	1.15 (0.07)	1.01 (0.01)	2.87 (0.03)	7.45 (0.02)	1.34 (0.03)	<u>1.65 (0.01)</u>

Table 5: Normalized average throughput and memory overheads (and standard deviations) of SEMMALLOC on three real-world programs (results of * marked tests use built-in measurements). We indicate the best scheme in bold and the second best underlined to show how SEMMALLOC hits the sweet spot in the tradeoff between run time and memory use.

Test	Δ size	# alloc sites	# call graph nodes	# call graph edges	# call graph SCCs	# allocs	# recurrent pools	# recurrent allocs	ave. allocs per recurrent pool
600*	8.97%	80	1,355	14,068	14	47,799,547	4,470	99.89%	10,693
602*	3.06%	91	2,330	23,128	12	76,739,284	1,410	99.97%	58,990
605	0.06%	16	9	22	0	1,005,766	8	100.00%	125,719
619	1.01%	0	0	0	0	6	0	0.00%	0
620	3.37%	1,105	1,498	110,380	5	458,738,506	698	98.60%	648,045
623	1.23%	30	1,387	4,273	25	138,362,610	455	100.00%	304,079
625*	1.01%	66	55	319	0	3,245	28	97.75%	113
631	0.37%	0	0	0	0	3	0	0.00%	0
638	8.97%	10	1,249	13,271	7	42,945,318	135	100.00%	613,486
641	2.47%	90	96	323	0	53,759,694	648	99.87%	82,855
644	5.17%	202	83	367	1	1,533,183	56	100.00%	27,378
657*	1.90%	10	66	221	2	32	5	31.25%	2
bla	1.36%	0	0	0	0	8	0	0.00%	0
bod	4.48%	55	654	809	0	371,834	35	94.62%	10,053
can	3.07%	3	47	55	0	21,141,425	12	100.00%	1,761,785
ded	4.98%	40	41	110	0	1,717,291	28	100.00%	61,328
fer	7.78%	161	125	355	1	521,103	104	86.5%	4,335
flu	7.75%	12	10	20	0	229,910	1	100.00%	229,899
fre	10.29%	64	37	150	0	441	6	2.72%	2
str	21.65%	22	14	35	0	8,835	35	99.57%	251
swa	0.84%	5	12	32	0	48,001,799	20	100.00%	2,400,089
vip	24.06%	573	2,758	37,108	25	2,380,317	283	99.99%	8,410

Table 6: Number of allocations, iterative allocations, and iterative pools for each SPEC and PARSEC test. Tests with * have more than one input. We only report the input that triggers the most allocations.