

# ToonAging: Face Re-Aging upon Artistic Portrait Style Transfer

Bumsoo Kim<sup>1</sup>, Abdul Muqet<sup>2</sup>, Kyuchul Lee<sup>2</sup>, Sanghyun Seo\*

<sup>1,\*</sup>Chung-Ang University, <sup>1,2</sup>VIVE STUDIOS

{<sup>1</sup>bumsookim, \*sanghyun}@cau.ac.kr, {<sup>2</sup>amuqet, <sup>2</sup>1kc880425}@vivestudios.com




Figure 1. We propose *ToonAging*, which can perform face re-aging and portrait style transfer in a single generation step. Since we adopted an exemplar-based approach, portraits can be transferred to various domains, enabling plausible re-aging progression simultaneously.

## Abstract

Face re-aging is a prominent field in computer vision and graphics, with significant applications in photorealistic domains such as movies, advertising, and live streaming. Recently, the need to apply face re-aging to non-photorealistic images, like comics, illustrations, and animations, has emerged as an extension in various entertainment sectors. However, the absence of a network capable of seamlessly editing the apparent age on NPR images means that these tasks have been confined to a naive approach, applying each task sequentially. This often results in unpleasant artifacts and a loss of facial attributes due to domain discrepancies. In this paper, we introduce a novel

one-stage method for face re-aging combined with portrait style transfer, executed in a single generative step. We leverage existing face re-aging and style transfer networks, both trained within the same PR domain. Our method uniquely fuses distinct latent vectors, each responsible for managing aging-related attributes and NPR appearance. Adopting an exemplar-based approach, our method offers greater flexibility than domain-level fine-tuning approaches, which typically require separate training or fine-tuning for each domain. This effectively addresses the limitation of requiring paired datasets for re-aging and domain-level, data-driven approaches for stylization. Our experiments show that our model can effortlessly generate re-aged images while simultaneously transferring the style of examples, maintaining both natural appearance and controllability.

\*Corresponding author.

## 1. Introduction

Face re-aging is a problem in computer graphics that semantically changes the apparent age according to the target age. Previously, this task was conducted at high costs by expert artists in media production fields, such as film, advertisement, and TV series. Several studies [1, 11, 29, 34, 35, 38, 59, 65] are dominated by StyleGAN approaches. With the given input face image, input, and target ages, the re-aging method alters the generated images to resemble the target age. However all methods mainly focus on the single goal of changing a person’s age in photos. This makes it hard to combine different techniques, which is why it’s not easy to apply style transfer smoothly.

On the other hand, artistic portraits hold a significant place in our everyday life, particularly within industries like comics, animation, posters, and advertising. These portraits, which include styles ranging from caricatures to anime, are essentially stylized images. In a manner similar to re-aging processes, StyleGAN-based architectures [3, 4, 12, 14, 18, 19, 23, 25, 30, 36, 41, 45, 49, 55, 56, 61, 64] have achieved substantial success in generating high-resolution artistic portraits. This success is largely attributed to their hierarchical style control, which also facilitates transfer learning applications. Image-to-image translation methods [6, 21] involve developing distinct models for each domain, which requires extensive datasets and a longer preparation process compared to methods using pre-trained models, as each domain starts from scratch. These methods are primarily oriented towards style modification with limited capability for additional attribute transformation simultaneously.

As previously mentioned, despite various research efforts in both face re-aging and artistic portrait generation problems, to the best of our knowledge, the combination of face re-aging and artistic portraits has not been explored. The naive approach to tackle this problem is to apply each method sequentially. We investigated this by applying the state-of-the-art style generation technique [55] to natural images generated through the re-aging method [1]. The results are demonstrated in Fig. 2 (b). We encountered various issues in this approach: 1) The aging details (such as wrinkles) of the input image are lost. 2) [55] fails to preserve facial attributes such as the facial expression (mouth) of the input image. The reason for these issues lies in the inversion processes, which do not effectively maintain the input details. We repeated the above experiment for the re-aging method, applying stylization [55], followed by [1], as shown in Fig. 2 (c). We encountered the same inversion problem with this approach as well. In this case, [1] failed to preserve the artistic details of the input images. The underlying issue is attributed to the training procedure of re-aging methods, as they are trained on [40], which is based on real images [15].

To address the challenges in face re-aging and artistic portrait generation, we have developed a method that effectively merges latent information for each goal. Our approach combines the SAM [1] for re-aging and DualStyleGAN [55] for style transfer. Specifically, we extract inversions in the  $W+$  space of a pre-trained StyleGAN network using SAM and apply these, along with a residual  $w$ , to the intrinsic path of DualStyleGAN. This combination respects the principle of superposition, allowing the effects of each network to merge seamlessly and without mutual interference. Our analysis suggests that using the  $W+$  space, rather than the  $Z+$  space, for the intrinsic path better preserves the subject’s attributes. Additionally, by maintaining the original extrinsic path in DualStyleGAN, we naturally blend age transformation and style transfer. This unified approach offers precise control over the re-aging and style transfer processes, overcoming the limitations of previous methods and enabling the generation of more natural and realistic images.

To summarize, we present three primary contributions:

- For the first time, *ToonAging* addresses the dual problems of re-aging and style transfer, achieving the limitations of sequential approaches with significant improvements in performance, without relying on supervised or unsupervised learning datasets or extensive training.
- We utilize a latent fusion approach across different networks, enabling precise control over diverse aspects from coarse to fine details, including the shape, rendering style, color, and aging effects with ease.
- In contrast to domain-level style transfer approaches, our method inherits an exemplar-based technique, allowing for style transfer across any domain without the need for additional fine-tuning or training.

## 2. Related Work

In this section, we provide a literature review covering methods for face re-aging and the generation of artistic styles in facial images.

### 2.1. Face Re-Aging

Face re-aging [1, 11, 34, 35, 38, 65] including aging (i.e., *Old* direction) and de-aging (i.e., *Young* direction), aims to change the apparent age of a facial image to specified target age. It has a issue that since re-aging network should perceptually preserve original facial identity in generated output [60], but simultaneously should generate large visual effect of re-aging as well [38, 65]. However it is known that there is trade-off problem between aging performance and identity preservation [1, 38, 65]. Moreover, it makes face re-aging task more difficulty that there is limited paired dataset for age labeling with correspond faces. To mitigate it, [65] leverage image-level re-aging network [1] for supervision manner. [38] extend this superiority toward video-level con-




Figure 2. Comparison of the proposed method with naive sequential approaches. (a) Our *ToonAging* method can perceptually reflect the apparent age while simultaneously effectively transferring the style of  $S$ . (b) As a naive approach, RS (short for re-aging first, then style transfer) easily loses age-related attributes, resulting in the generated image lacking a discernible target age and missing the facial attributes of the input (e.g., expression; here, the input face has a smiling expression, but the generated image does not.) (c) With the reversed order, SR (short for style transfer first, then re-aging) always generates a realistic style but loses the rendering style of input  $S$ . Yellow boxes denote the intermediate results of the first stage in 2-stage approaches.

sistent re-aging output while showing amazingly consistent re-aging effect with stable aging performance and identity preservation. Based on StyleGAN architecture [15, 17], some works explored latent vector under learned distribution [1, 10, 33–35]. There was efforts to perform re-aging via face attribute editing [20, 48, 57]. In recent years, some researcher have been tried to solve this complex training issue by utilizing the diffusion scheme [5, 29]. Also, one work [9] utilize reinforcement learning manner to fine appropriate aging visuals.

## 2.2. Artistic Style Face Generation

In generative fields, NPR style image generation [51, 55] or style transfer [19, 23, 28, 41, 44, 46, 62] is appealing problem in computer graphics due to their own attractive and aesthetic visual. First approach using generative models is domain-level manner, layer swapping [24, 41] which replace source domain weights (i.e., realistic rendering) to target domain weights (i.e., NPR). Similarly, CDSM(Cross-Domain Style Mixing)[23] fuse different two domain weights in latent level in  $S$  space [52] by fine tuning [16] the pre-trained weights with cartoon dataset. Whereas, unsupervised manner is also used for cartoon style image generation [12] using image-to-image translation scheme [13, 21, 26, 27, 32, 37, 50, 53, 63]. Recently, one work leverage diffusion model for face stylization [31]. StyleGAN-Fusion [47] apply the domain adaption to distill the knowledge of pre-trained large-scale diffusion models to shift the original domain into new target domains

without the need for any training images in that domain. However, above approach require arduous dataset acquisition process for cartoon image, leading to dataset lack problem in specific domain. To mitigate this issue, recent work adopt exemplar-based manner [55] without data requirement. Here, the important point in cartoon style generation is to mitigate dataset issue [38, 65] with exemplar-based method [55], not domain-level method [23, 41] which is more suitable for our task.

## 3. Methodology

For PR face re-aging, datasets such as FFHQ-Aging exist, making the approach through unsupervised learning methods relatively tractable, while datasets for age transformation for the NPR domain do not exist. In addition, [38, 65] used several previously proposed methodologies to build a dataset for supervised learning, which produced stable re-aging results for video. However, creating such datasets requires excessive effort and time, and these tasks are beyond the scope of our consideration.

In the context of real-world image datasets, unsupervised learning methods for re-aging, such as those applied to datasets like FFHQ-Aging [40], are feasible. Additionally, data-centric approaches, as proposed in methods like [38, 65], can be used to create supervised learning datasets for re-aging. However, in the domain of artistic portrait images, there is a significant lack of datasets for re-aging, and the use of data-centric approaches is both complex and time-consuming.

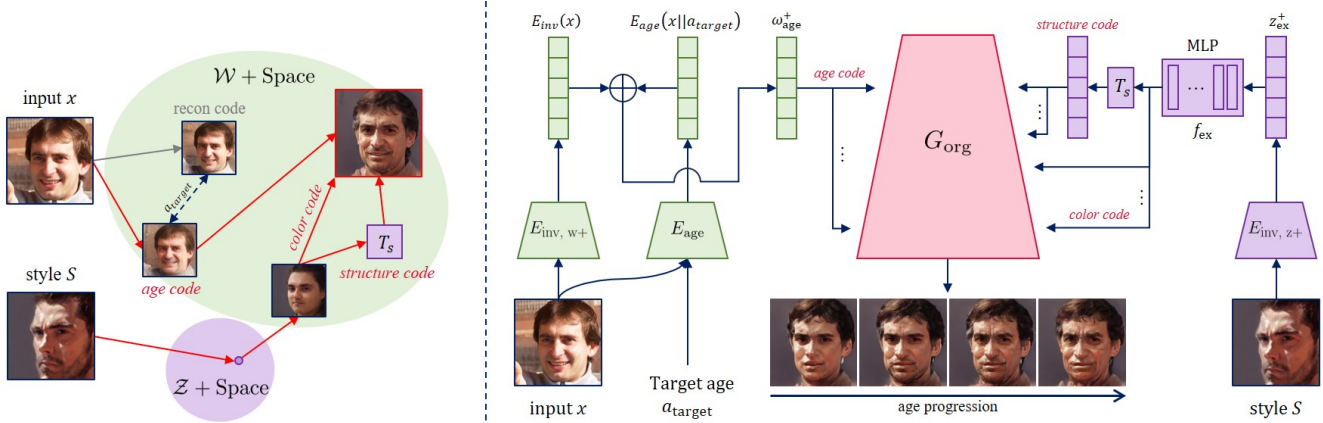


Figure 3. Our *ToonAging* architecture. (Left) Schematics, (Right) Data-level architecture. Under *ToonAging*, age-related attributes and age code are obtained via GAN inversion. Latent vector for reconstruction is embedded by  $E_{\text{inv}, w+}$ , and the age-related latent vector is embedded by  $E_{\text{age}}$  as residuals to be added to the reconstruction vector. The example style  $S$  is obtained by  $E_{\text{inv}, z+}$  in  $\mathcal{Z}+$  space, then converted into  $\mathcal{W}+$  space with a learned MLP layer. Finally, the two latent vectors are used in the generator of DualStyleGAN.

Diverging from these traditional methods, our approach does not rely on existing datasets or the generation of new data. Instead, we leverage existing fine-tuned networks through an exemplar-based scheme. This strategy eliminates the need for additional training by fusing individual latent vectors. Nonetheless, for our method to be effective, the learned distribution and alignment within the networks must be congruent. Initially, we apply face re-aging and portrait style transfer in a two-stage process within the StyleGAN2 latent space [17] and FFHQ-distribution [15]. While straightforward, this approach has its own set of limitations.

To perform the face re-aging with portrait style transfer, we first provide concise introduction as preliminary knowledge to the existing network in Sec. 3.1. Then, we elaborate on the details of our approach in Sec. 3.2.

### 3.1. Preliminaries

#### 3.1.1 Face Re-Aging Network

Face re-aging semantically generate re-aging effect following target age based on original appearance. Many works [10, 11, 34, 35, 40, 58] proposed re-aging network for high-quality, dramatic age progression, and so on. However most powerful and effective one based on StyleGAN is SAM [1] which encodes the age-related attributes to latent vector as residuals in  $\mathcal{W}+$  space while leveraging StyleGAN and inversion scheme. Its capabilities makw this model to be easily incorporated with other networks. Technically, given input PR image  $x$  with inversion encoder  $E_{\text{inv}}$  and target age  $a_{\text{target}}$ , face re-aging network, SAM [1] is formulated as:

$$\text{SAM}(x, a_{\text{target}}) := G_{\text{org}}(w_{\text{age}}^+), \quad (1)$$

where  $w_{\text{age}}^+ \in \mathbb{R}^{18 \times 512}$  is age-included latent vector en-

coded as  $w_{\text{age}}^+ = E_{\text{age}}(x, a_{\text{target}}) + E_{\text{inv}}(x)$ ,  $a_{\text{target}}$  has constant having 0 to 100. It is noteworthy that SAM trained only one additional encoder, age encoder *i.e.*,  $E_{\text{age}}$ . Thus, Eq. 1 can be degraded as original StyleGAN formulation [17] when age encoder  $E_{\text{age}}(x, a_{\text{target}}) := \mathbf{0}$ . This simple but effective latent vector-based re-aging lead us to choose this model for our *ToonAging*.

#### 3.1.2 Artistic Portrait Style Transfer Network

DualStyleGAN stands out among recent advancements [2, 8, 23, 41] in face style transfer networks due to its innovative structure incorporating both intrinsic and extrinsic paths. This design simplifies the style transfer process, effectively integrates different latent vectors, and excels in applying diverse external styles while maintaining core features. Its streamlined yet versatile nature makes it an ideal choice for our methodology, particularly in scenarios requiring the application of diverse external styles. Given PR input  $x$  and NPR style  $S$ , DualStyleGAN is formulated as:

$$\text{DualStyleGAN}(x, S) := G_{\text{modified}}(f_{\text{in}}(z_{\text{in}}^+), f_{\text{ex}}(z_{\text{ex}}^+), \mathbf{w}), \quad (2)$$

where  $z_{\text{in}}^+$  is latent vector encoded from PR image via intrinsic path as  $z_{\text{in}}^+ = E_{\text{inv}}(x) \in \mathcal{Z}+$  [45],  $z_{\text{ex}}^+$  is style-related latent vector encoded from style via extrinsic path as  $z_{\text{ex}}^+ = E_{\text{inv}}(S) \in \mathcal{Z}+$ ,  $\mathbf{w}$  is control weight to determine the style level,  $G_{\text{modified}}$  include original generator  $G_{\text{org}}$  and proposed extrinsic style path which also consist of inversion network [42]. Through Eq. 1 and Eq. 2, we found that all the parts are equally used except  $\mathbf{w}$  which is for style transfer. From that, we would like to design our approach by leveraging the advantages of each network while remaining

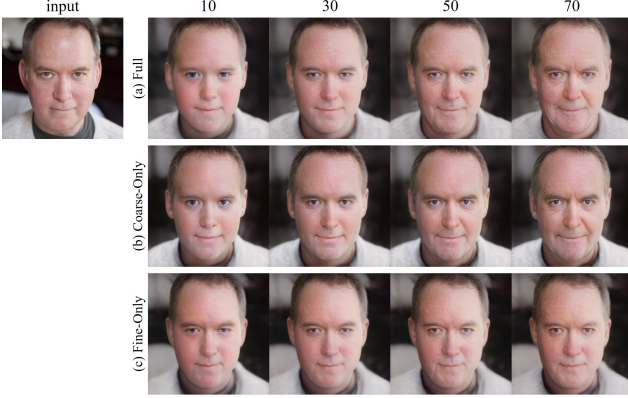


Figure 4. Latent vector behavior according to the partial convolution in the generator for face re-aging. SAM was employed for latent analysis.




Figure 5. Latent behavior for exemplar-based style transfer. DualStyleGAN was used for latent analysis.

the frozen parts. To this end, we need to delve into the each latent vector behavior for face re-aging and portrait style transfer.

### 3.2. ToonAging

In our challenges, the goal aims to perform re-aging and portrait style transfer, simultaneously. To do that, we first explore the latent vector behavior based on Sec. 3.1.1 and Sec. 3.1.2 with SAM and DualStyleGAN for face re-aging and portrait style transfer, respectively.

For face re-aging, we freeze the fine-level elements to show the coarse-level effects in age-related latent vector  $w_{\text{age}}^+ \in \mathbb{R}^{18 \times 512}$  in Eq. 1. Also, we conduct reversely. From the Fig. 4, we found that the model without fine-level can generate the perceptually dominant point for re-aging. Similarly, we exclude the extrinsic style like above. It means  $f_{\text{ex}}(z_{\text{ex}}^+)$  (Eq. 2) has no effects in coarse-level or fine-level in each analysis. Following the DualStyleGAN [55], we also confirmed that fine-level manage the color as shown in Fig. 5. In coarse-level, since we set  $\mathbf{w} = \mathbf{0.5}$ , thus model used mixed one for structure information by fusing intrinsic style  $f_{\text{in}}(z_{\text{in}}^+)$  and extrinsic style  $f_{\text{ex}}(z_{\text{ex}}^+)$  (Eq. 2). From this analysis (Fig. 4 and Fig. 5), we expect that the fusion

on intrinsic path can accommodate the re-aging effects while preserving the extrinsic path.

Hence, we replace the intrinsic style path  $z_{\text{in}}^+$  in DualStyleGAN to SAM encoded style  $w_{\text{SAM}}^+$  without crossing the  $\mathcal{Z}+$  space to use  $\mathcal{W}+$  space directly, while preserving the extrinsic style path  $z_{\text{ex}}^+$  in  $\mathcal{Z}+$ . This is because we found that  $\mathcal{W}+$  showed more faithful results in terms of attributes preservation, differently from DualStyleGAN use  $\mathcal{Z}+$  space for intrinsic path [55] as shown in Fig. 7. By doing that, we can accommodate the  $a_{\text{target}}$  and  $S$  for face re-aging, exemplar-based portrait style transfer, respectively. Layer swapping-based approach has a limitation that trained network is required for each domain, leading the reduction of flexibility. Thus, our *ToonAging* is formulated as:

$$\text{ToonAging}(x, a_{\text{target}}, S) := G_{\text{modified}}(w_{\text{age}}^+, f_{\text{ex}}(z_{\text{ex}}^+), \mathbf{w}) \quad (3)$$

$\mathbf{w} \in \mathbb{R}^{18}$  is control weight to combine the two latent vector with default as  $\mathbf{1}$  used same as [55] (Eq. 2). By doing that, we can fuse the re-aging latent code, which manage age-related attributes, into cartoonization process. Differently that DualStyleGAN embed the real faces into  $\mathcal{Z}+$  space, we used  $\mathcal{W}+$  space so that we allow the age vector  $w_{\text{age}}^+$  to be directly inputted without any additional process. In term of generator, final input latent vector  $w_{\text{ToonAging}}^+$  become  $w_{\text{ToonAging}}^+ = w_{\text{SAM}}^+ \times \mathbf{w} + w_{\text{S}}^+ \times (1 - \mathbf{w})$  from  $64^2$  to  $1024^2$ , and used same with DualStyleGAN formulation (See the details in [55]) for coarse-level ( $4^2$  to  $32^2$ ), all the encoders are  $pSp$  [42]. Our scheme is illustrated in Fig. 3.

In a summary, NPR face image is generated from extrinsic style path [55] with chosen style  $S$  from exemplar database and re-aging effects is represented with following target age  $a_{\text{target}}$  via age vector  $w_{\text{age}}^+$  through SAM encoding [1]. By default, input vectors  $(w_{\text{in}}, w_{\text{ex}})$  was set as  $(w_{\text{age}}^+, f_{\text{ex}}(z_{\text{ex}}^+))$  in Eq. 3, but for random generation it can be  $(w_{\text{in}}, w_{\text{ex}}) = (f_{\text{in}}(\mathbf{z}_{\text{in}}), f_{\text{ex}}(\mathbf{z}_{\text{ex}}))$  where each  $\mathbf{z}_*$  (\* is 'in' or 'ex') is generated from Gaussian distribution. Following DualStyleGAN [55], when  $\mathbf{w} = \mathbf{0}$ ,  $\text{ToonAging}(x, a_{\text{target}}, S)$  degrades into a standard re-aging generator, i.e.,  $G_{\text{modified}}(w_{\text{age}}^+, \cdot, \mathbf{0}) \sim \text{SAM}(x || a_{\text{target}}) := G_{\text{org}}(E_{\text{age}}(x, a_{\text{target}}) + E_{\text{inv}}(x))$  (Eq. 1).

### 3.3. Latent Fusion Analysis

Our key of *ToonAging* is to properly incorporate the re-aging and style transfer. To do that, we explore the latent vector from coarse to fine level. Among 18 different  $w \in \mathbb{R}^{18 \times 512}$ , we constraints partial resolution level by varying the control weight  $\mathbf{w}$  from coarse level as:

$$\mathbf{w} = \{\mathbf{c}_{1, \dots, m}\} \cup \{\mathbf{s}_{m+1, \dots, 18}\} \quad (4)$$

where  $\mathbf{c}$  represents the re-aging parts,  $\mathbf{s}$  represents the style transfer parts in vector,  $m$  control the range to con-




Figure 6. Effect of latent fusion level of *ToonAging*. (a) We vary  $m$  from 1 to 17 to observe the re-aging effect while fixing weights as  $\mathbf{c}_{1:m} = \mathbf{0.5}$  and  $\mathbf{s}_{m+1:18} = \mathbf{1}$ , (b) We vary the value  $c$  from 0.1 to 0.9 to control the re-aging level in the same convolutions while fixing  $m = 7$ .




Figure 7. Latent space comparison for intrinsic style encoding. We found that  $\mathcal{W}+$  space can better preserve the facial attributes of the input image (e.g., eye gazing, expression) than  $\mathcal{Z}+$  space.

strait the elements from 1 to  $m$ . In *ToonAging*,  $\mathbf{w}$  determine which of the 18 layers to apply the re-aging effects until. As shown in Fig. 6 (a), we found that  $m > 7$  derive the gap of style of  $S$ , generating the color of input  $x$ . Additionally, when we vary the magnitude  $\mathbf{c}$  of re-aging latent parts, we found values around 0.5 can generate plausible results as shown in Fig. 6 (b). Thereby, *ToonAging* use  $m = 7$  and  $\mathbf{c} = \mathbf{0.5}$  as default, but remaining  $m, s$  as still control factor to allow user to control this.

## 4. Experiments

### 4.1. Experimental Setup

All the network components, including the generator, mapping network, and inversion network, were used with pre-trained weights. We used SAM weights from the official Pytorch implementation<sup>1</sup> and the codebase of DualStyleGAN<sup>2</sup>, aligning our methodology with existing frameworks without undergoing a separate training process. Our code is implemented in Pytorch, allowing the generation of output images up to  $1024^2$  resolution, inherited from the StyleGAN architecture [15]. Under the NVIDIA RTX 3090 device, we achieved a generation rate of 4 images per second, excluding the time for the extrinsic style optimization process[55]. We set  $\mathbf{c}_{1,\dots,m} = \mathbf{0.5}, \mathbf{s}_{m+1,\dots,18} = \mathbf{1}$  and  $m = 7$  as default settings.

### 4.2. Qualitative Results

For a qualitative comparison, our *ToonAging* technique is assessed against a naive approach that processes style transfer followed by re-aging, given the absence of any existing network capable of performing artistic style transfer and facial re-aging simultaneously. In our experiments, we specifically target the ages of 10 and 55 to represent the younger

<sup>1</sup><https://github.com/yuval-alaluf/SAM>

<sup>2</sup><https://github.com/williamyang1991/DualStyleGAN>



Figure 8. Qualitative comparison with various style transfer networks using a fixed re-aging network, SAM.

and older age direction, respectively. For this transformation process, the input images are obtained from the FFHQ dataset, and the style images, which include cartoons, caricatures, and Pixar-inspired themes, are directly sourced from the images used in the DualStyleGAN figure for comparison. The effectiveness of *ToonAging* in achieving style transfer and age progression is then benchmarked against several established methods, including DualStyleGAN [55], JoJoGAN [8], UI2I-style [12], StarGANv2 [6], GNR [7], U-GAT-IT [22], FS-ADA [39], and Toonify [41].

As shown in Fig. 8, ours excels in delivering natural age progression with accurate skin textures and wrinkles, unlike other techniques that may produce less realistic effects and often sacrifice the unique features of style transfer in favor of creating images that resemble real people. In contrast, methods like DualStyleGAN [55], JoJoGAN [8] and UI2I-style [12] can struggle with maintaining age-related authenticity, often at the expense of the distinctive characteristics of the original style. Similarly, StarGANv2 [6] might distort facial features, while techniques such as GNR [7], U-GAT-IT [22], FS-ADA [39], and Toonify [41] each have their own shortcomings, ranging from losing detail to not fully capturing the essence of aging. Overall, our method outperforms these alternatives by consistently offering more life-like and coherent age transformation results, without compromising the stylistic elements of the original image.

In naive approach, we experiments with various SOTA

image-level face re-aging networks which include SAM [1], AgeTransGAN [11] and CUSP [10]. As shown in Fig. 9, our *ToonAging* method showed better performance than all the naive approaches with various SOTA re-aging models. Moreover, we employed the SAM as re-aging component in *ToonAging* which can generate natural aging effects than others as also shown in Fig. 9.

### 4.3. Quantitative Results

Due to the lack of existing models capable of accurately estimating age and identity in NPR images, and the absence of standard metrics for face re-aging in this domain, we determined that a comprehensive user study is essential for obtaining quantitative results. This approach is necessitated by the unique complexities of NPR images, where traditional evaluation models are insufficient. For the user study, we used 6 domains with 10 samples each, totaling 60 samples. We randomly selected 30 samples for each user. Participants were asked to select the best results from the given images. The result comprises a total of 589 answers for the question. Table 1 shows the results of user preferences. Among the other methods, *ToonAging* received the best score in all domains

### 4.4. Video ToonAging

Considering practical applications, we have tested the proposed technique on videos. In this experiment, VFHQ [54]



Figure 9. Qualitative comparison with various face re-aging networks, including SAM [1], CUSP [10], AgeTransGAN [11], while fixing the style transfer model as DualStyleGAN [55]. Note that our *ToonAging* method outperforms all the other approaches, as these approaches fail to conserve aging-related visual effects through a 2-stage process.

Table 1. User preference scores. Best scores are marked in **bold**.

	SR	RS	Ours
Arcane	0.2	0.26	<b>0.54</b>
Caricature	0.32	0.22	<b>0.46</b>
Cartoon	0.22	0.31	<b>0.46</b>
Illustration	0.24	0.27	<b>0.49</b>
Impasto	0.22	0.25	<b>0.53</b>
Pixar	0.23	0.22	<b>0.54</b>

is used for its high-quality and diverse samples. As illustrated in Fig. 15, our approach preserves the facial expression of the source image while adjusting the style and apparent age based on the provided reference style and target age.

## 5. Conclusion

In this paper, we presented *ToonAging*, focusing on combining the dual challenges of face re-aging and portrait style transfer. Since the naive two-stage approach lacks the capability to represent both re-aging visuals and style transfer effectively, we devised a one-stage method that leverages the strengths of existing networks. Our *ToonAging* builds upon portrait style transfer, incorporating a face re-aging network and demonstrating plausible performance with enhanced editability for stylization and face re-aging. In our

experiments, *ToonAging* outperformed existing methods in terms of both naturalness and image quality. *ToonAging* serves as a versatile tool for human face creation, with potential applications in various NPR face manipulation tasks involving face re-aging and style transfer.

## References

- [1] Yuval Alaluf, Or Patashnik, and Daniel Cohen-Or. Only a matter of style: Age transformation using a style-based regression model. *ACM Transactions on Graphics (TOG)*, 40(4):1–12, 2021. 2, 3, 4, 5, 7, 8
- [2] Jihye Back. Fine-tuning stylegan2 for cartoon face generation. *arXiv preprint arXiv:2106.12445*, 2021. 4
- [3] Jihye Back, Seungkwon Kim, and Namhyuk Ahn. Webtoonme: A data-centric approach for full-body portrait stylization. In *SIGGRAPH Asia 2022 Technical Communications*, pages 1–4, 2022. 2
- [4] Hila Chefer, Sagie Benaim, Roni Paiss, and Lior Wolf. Image-based clip-guided essence transfer. In *European Conference on Computer Vision*, pages 695–711. Springer, 2022. 2
- [5] Xiangyi Chen and Stéphane Lathuilière. Face aging via diffusion-based editing. *arXiv preprint arXiv:2309.11321*, 2023. 3
- [6] Yunjey Choi, Youngjung Uh, Jaejun Yoo, and Jung-Woo Ha. Stargan v2: Diverse image synthesis for multiple domains. In *Proceedings of the IEEE/CVF conference on computer vision and pattern recognition*, pages 8188–8197, 2020. 2, 7



- [7] Min Jin Chong and David Forsyth. Gans n’roses: Stable, controllable, diverse image to image translation (works for videos too!). *arXiv preprint arXiv:2106.06561*, 2021. 7
- [8] Min Jin Chong and David Forsyth. Jojogan: One shot face stylization. In *European Conference on Computer Vision*, pages 128–152. Springer, 2022. 4, 7
- [9] Chi Nhan Duong, Khoa Luu, Kha Gia Quach, Nghia Nguyen, Eric Patterson, Tien D Bui, and Ngan Le. Automatic face aging in videos via deep reinforcement learning. In *Proceedings of the IEEE/CVF Conference on Computer Vision and Pattern Recognition*, pages 10013–10022, 2019. 3
- [10] Guillermo Gomez-Trenado, Stéphane Lathuilière, Pablo Mesejo, and Óscar Cordón. Custom structure preservation in face aging. In *European Conference on Computer Vision*, pages 565–580. Springer, 2022. 3, 4, 7, 8
- [11] Gee-Sern Hsu, Rui-Cang Xie, Zhi-Ting Chen, and Yu-Hong Lin. Agetransgan for facial age transformation with rectified performance metrics. In *European Conference on Computer Vision*, pages 580–595. Springer, 2022. 2, 4, 7, 8
- [12] Jialu Huang, Jing Liao, and Sam Kwong. Unsupervised image-to-image translation via pre-trained stylegan2 network. *IEEE Transactions on Multimedia*, 24:1435–1448, 2021. 2, 3, 7
- [13] Xun Huang, Ming-Yu Liu, Serge Belongie, and Jan Kautz. Multimodal unsupervised image-to-image translation. In *Proceedings of the European conference on computer vision (ECCV)*, pages 172–189, 2018. 3
- [14] Wonjong Jang, Gwangjin Ju, Yucheol Jung, Jiaolong Yang, Xin Tong, and Seungyong Lee. Stylecarigan: caricature generation via stylegan feature map modulation. *ACM Transactions on Graphics (TOG)*, 40(4):1–16, 2021. 2
- [15] Tero Karras, Samuli Laine, and Timo Aila. A style-based generator architecture for generative adversarial networks. In *Proceedings of the IEEE/CVF conference on computer vision and pattern recognition*, pages 4401–4410, 2019. 2, 3, 4, 6
- [16] Tero Karras, Miika Aittala, Janne Hellsten, Samuli Laine, Jaakko Lehtinen, and Timo Aila. Training generative adversarial networks with limited data. *Advances in neural information processing systems*, 33:12104–12114, 2020. 3
- [17] Tero Karras, Samuli Laine, Miika Aittala, Janne Hellsten, Jaakko Lehtinen, and Timo Aila. Analyzing and improving the image quality of stylegan. In *Proceedings of the IEEE/CVF conference on computer vision and pattern recognition*, pages 8110–8119, 2020. 3, 4
- [18] Sunder Ali Khowaja, Ghulam Mujtaba, Jiseok Yoon, and Ik Hyun Lee. Face-past: Facial pose awareness and style transfer networks. *arXiv preprint arXiv:2307.09020*, 2023. 2
- [19] Doyeon Kim, Eunji Ko, Hyunsu Kim, Yunji Kim, Junho Kim, Dongchan Min, Junmo Kim, and Sung Ju Hwang. Context-preserving two-stage video domain translation for portrait stylization. *arXiv preprint arXiv:2305.19135*, 2023. 2, 3
- [20] Gyeongman Kim, Hajin Shim, Hyunsu Kim, Yunjey Choi, Junho Kim, and Eunho Yang. Diffusion video autoencoders: Toward temporally consistent face video editing via disentangled video encoding. In *Proceedings of the IEEE/CVF Conference on Computer Vision and Pattern Recognition*, pages 6091–6100, 2023. 3
- [21] Junho Kim, Minjae Kim, Hyeonwoo Kang, and Kwanghee Lee. U-gat-it: Unsupervised generative attentional networks with adaptive layer-instance normalization for image-to-image translation. *arXiv preprint arXiv:1907.10830*, 2019. 2, 3
- [22] Junho Kim, Minjae Kim, Hyeonwoo Kang, and Kwanghee Lee. U-gat-it: Unsupervised generative attentional networks with adaptive layer-instance normalization for image-to-image translation. *arXiv preprint arXiv:1907.10830*, 2019. 7
- [23] Seungkwon Kim, Chaeheon Gwak, Dohyun Kim, Kwangho Lee, Jihye Back, Namhyuk Ahn, and Daesik Kim. Cross-domain style mixing for face cartoonization. *arXiv preprint arXiv:2205.12450*, 2022. 2, 3, 4
- [24] Jeong-gi Kwak, Yuanming Li, Dongsik Yoon, David Han, and Hanseok Ko. Generate and edit your own character in a canonical view. *arXiv preprint arXiv:2205.02974*, 2022. 3
- [25] Dongyeun Lee, Jae Young Lee, Doyeon Kim, Jaehyun Choi, Jaejun Yoo, and Junmo Kim. Fix the noise: Disentangling source feature for controllable domain translation. In *Proceedings of the IEEE/CVF Conference on Computer Vision and Pattern Recognition*, pages 14224–14234, 2023. 2
- [26] Hsin-Ying Lee, Hung-Yu Tseng, Jia-Bin Huang, Maneesh Singh, and Ming-Hsuan Yang. Diverse image-to-image translation via disentangled representations. In *Proceedings of the European conference on computer vision (ECCV)*, pages 35–51, 2018. 3
- [27] Hsin-Ying Lee, Hung-Yu Tseng, Qi Mao, Jia-Bin Huang, Yu-Ding Lu, Maneesh Singh, and Ming-Hsuan Yang. Dri++: Diverse image-to-image translation via disentangled representations. *International Journal of Computer Vision*, 128:2402–2417, 2020. 3
- [28] Mengtian Li, Yi Dong, Minxuan Lin, Haibin Huang, Pengfei Wan, and Chongyang Ma. Multi-modal face stylization with a generative prior. *arXiv preprint arXiv:2305.18009*, 2023. 3
- [29] Peipei Li, Rui Wang, Huaibo Huang, Ran He, and Zhaofeng He. Pluralistic aging diffusion autoencoder. In *Proceedings of the IEEE/CVF International Conference on Computer Vision*, pages 22613–22623, 2023. 2, 3
- [30] Zhansheng Li, Yangyang Xu, Nanxuan Zhao, Yang Zhou, Yongtuo Liu, Dahua Lin, and Shengfeng He. Parsing-conditioned anime translation: A new dataset and method. *ACM Transactions on Graphics*, 42(3):1–14, 2023. 2
- [31] Jin Liu, Huaibo Huang, Chao Jin, and Ran He. Portrait diffusion: Training-free face stylization with chain-of-painting. *arXiv preprint arXiv:2312.02212*, 2023. 3
- [32] Ming-Yu Liu, Thomas Breuel, and Jan Kautz. Unsupervised image-to-image translation networks. *Advances in neural information processing systems*, 30, 2017. 3
- [33] Junyeong Maeng, Kwansoek Oh, and Heung-Il Suk. Age-aware guidance via masking-based attention in face aging. In *Proceedings of the 32nd ACM International Conference*

- on *Information and Knowledge Management*, pages 4165–4169, 2023. 3
- [34] Farkhod Makhmudkhujayev, Sungeun Hong, and In Kyu Park. Re-aging gan: Toward personalized face age transformation. In *Proceedings of the IEEE/CVF International Conference on Computer Vision*, pages 3908–3917, 2021. 2, 4
- [35] Farkhod Makhmudkhujayev, Sungeun Hong, and In Kyu Park. Re-aging gan++: Temporally consistent transformation of faces in videos. *IEEE Access*, 11:137377–137386, 2023. 2, 3, 4
- [36] Yifang Men, Yuan Yao, Miaomiao Cui, Zhouhui Lian, and Xuansong Xie. Dct-net: domain-calibrated translation for portrait stylization. *ACM Transactions on Graphics (TOG)*, 41(4):1–9, 2022. 2
- [37] Yifang Men, Yuan Yao, Miaomiao Cui, Zhouhui Lian, Xuansong Xie, and Xian-Sheng Hua. Unpaired cartoon image synthesis via gated cycle mapping. In *Proceedings of the IEEE/CVF Conference on Computer Vision and Pattern Recognition*, pages 3501–3510, 2022. 3
- [38] Abdul Muqet, Kyuchul Lee, Bumsoo Kim, Yohan Hong, Hyungrae Lee, Woonggon Kim, and KwangHee Lee. Video face re-aging: Toward temporally consistent face re-aging. *arXiv preprint arXiv:2311.11642*, 2023. 2, 3
- [39] Utkarsh Ojha, Yijun Li, Jingwan Lu, Alexei A Efros, Yong Jae Lee, Eli Shechtman, and Richard Zhang. Few-shot image generation via cross-domain correspondence. In *Proceedings of the IEEE/CVF Conference on Computer Vision and Pattern Recognition*, pages 10743–10752, 2021. 7
- [40] Roy Or-El, Soumyadip Sengupta, Ohad Fried, Eli Shechtman, and Ira Kemelmacher-Shlizerman. Lifespan age transformation synthesis. In *Computer Vision—ECCV 2020: 16th European Conference, Glasgow, UK, August 23–28, 2020, Proceedings, Part VI 16*, pages 739–755. Springer, 2020. 2, 3, 4
- [41] Justin NM Pinkney and Doron Adler. Resolution dependent gan interpolation for controllable image synthesis between domains. *arXiv preprint arXiv:2010.05334*, 2020. 2, 3, 4, 7
- [42] Elad Richardson, Yuval Alaluf, Or Patashnik, Yotam Nitzan, Yaniv Azar, Stav Shapiro, and Daniel Cohen-Or. Encoding in style: a stylegan encoder for image-to-image translation. In *Proceedings of the IEEE/CVF conference on computer vision and pattern recognition*, pages 2287–2296, 2021. 4, 5
- [43] Rasmus Rothe, Radu Timofte, and Luc Van Gool. Dex: Deep expectation of apparent age from a single image. In *Proceedings of the IEEE international conference on computer vision workshops*, pages 10–15, 2015. 1
- [44] Viraj Shah and Svetlana Lazebnik. Multistylegan: Multiple one-shot face stylizations using a single gan. *arXiv preprint arXiv:2210.04120*, 2022. 3
- [45] Guoxian Song, Linjie Luo, Jing Liu, Wan-Chun Ma, Chunpong Lai, Chuanxia Zheng, and Tat-Jen Cham. Agilegan: stylizing portraits by inversion-consistent transfer learning. *ACM Transactions on Graphics (TOG)*, 40(4):1–13, 2021. 2, 4
- [46] Guoxian Song, Hongyi Xu, Jing Liu, Tiancheng Zhi, Yichun Shi, Jianfeng Zhang, Zihang Jiang, Jiashi Feng, Shen Sang, and Linjie Luo. Agilegan3d: Few-shot 3d portrait stylization by augmented transfer learning. *arXiv preprint arXiv:2303.14297*, 2023. 3
- [47] Kunpeng Song, Ligong Han, Bingchen Liu, Dimitris Metaxas, and Ahmed Elgammal. Stylegan-fusion: Diffusion guided domain adaptation of image generators. In *Proceedings of the IEEE/CVF Winter Conference on Applications of Computer Vision*, pages 5453–5463, 2024. 3
- [48] Rotem Tzaban, Ron Mokady, Rinon Gal, Amit Bermano, and Daniel Cohen-Or. Stitch it in time: Gan-based facial editing of real videos. In *SIGGRAPH Asia 2022 Conference Papers*, pages 1–9, 2022. 3
- [49] Hao Wang, Guosheng Lin, Steven CH Hoi, and Chunyan Miao. 3d cartoon face generation with controllable expressions from a single gan image. *arXiv preprint arXiv:2207.14425*, 2022. 2
- [50] Xinrui Wang, Zhuoru Li, Xiao Zhou, Yusuke Iwasawa, and Yutaka Matsuo. Realtime fewshot portrait stylization based on geometric alignment. *arXiv preprint arXiv:2211.15549*, 2022. 3
- [51] Yue Wang, Ran Yi, Ying Tai, Chengjie Wang, and Lizhuang Ma. Ctlgan: Few-shot artistic portraits generation with contrastive transfer learning. *arXiv preprint arXiv:2203.08612*, 2022. 3
- [52] Zongze Wu, Dani Lischinski, and Eli Shechtman. Stylespace analysis: Disentangled controls for stylegan image generation. In *Proceedings of the IEEE/CVF Conference on Computer Vision and Pattern Recognition*, pages 12863–12872, 2021. 3
- [53] Wenpeng Xiao, Cheng Xu, Jiajie Mai, Xuemiao Xu, Yue Li, Chengze Li, Xueting Liu, and Shengfeng He. Appearance-preserved portrait-to-anime translation via proxy-guided domain adaptation. *IEEE Transactions on Visualization and Computer Graphics*, 2022. 3
- [54] Liangbin Xie, Xintao Wang, Honglun Zhang, Chao Dong, and Ying Shan. Vfhq: A high-quality dataset and benchmark for video face super-resolution. In *Proceedings of the IEEE/CVF Conference on Computer Vision and Pattern Recognition*, pages 657–666, 2022. 7
- [55] Shuai Yang, Liming Jiang, Ziwei Liu, and Chen Change Loy. Pastiche master: Exemplar-based high-resolution portrait style transfer. In *Proceedings of the IEEE/CVF Conference on Computer Vision and Pattern Recognition*, pages 7693–7702, 2022. 2, 3, 5, 6, 7, 8
- [56] Shuai Yang, Liming Jiang, Ziwei Liu, and Chen Change Loy. Vtoonify: Controllable high-resolution portrait video style transfer. *ACM Transactions on Graphics (TOG)*, 41(6):1–15, 2022. 2
- [57] Shuai Yang, Liming Jiang, Ziwei Liu, and Chen Change Loy. Styleganex: Stylegan-based manipulation beyond cropped aligned faces. *arXiv preprint arXiv:2303.06146*, 2023. 3
- [58] Xu Yao, Gilles Puy, Alasdair Newson, Yann Gousseau, and Pierre Hellier. High resolution face age editing. In *2020 25th International conference on pattern recognition (ICPR)*, pages 8624–8631. IEEE, 2021. 4
- [59] Dongsik Yoon, Jineui Kim, Vincent Lorant, and Sungku Kang. Manipulation of age variation using stylegan inversion and fine-tuning. *IEEE Access*, 11:131475–131486, 2023. 2

- [60] Zhonghua Zhai and Jian Zhai. Identity-preserving conditional generative adversarial network. In *2018 International Joint Conference on Neural Networks (IJCNN)*, pages 1–5. IEEE, 2018. [2](#)
- [61] Zicheng Zhang, Yinglu Liu, Congying Han, Tiande Guo, Ting Yao, and Tao Mei. Generalized one-shot domain adaptation of generative adversarial networks. *Advances in Neural Information Processing Systems*, 35:13718–13730, 2022. [2](#)
- [62] Peng Zhou, Lingxi Xie, Bingbing Ni, Lin Liu, and Qi Tian. Hrinversion: High-resolution gan inversion for cross-domain image synthesis. *IEEE Transactions on Circuits and Systems for Video Technology*, 2022. [3](#)
- [63] Jun-Yan Zhu, Taesung Park, Phillip Isola, and Alexei A Efros. Unpaired image-to-image translation using cycle-consistent adversarial networks. In *Proceedings of the IEEE international conference on computer vision*, pages 2223–2232, 2017. [3](#)
- [64] Runchuan Zhu, Naye Ji, Youbing Zhao, and Fan Zhang. Few-shots portrait generation with style enhancement and identity preservation. *arXiv preprint arXiv:2303.00377*, 2023. [2](#)
- [65] Gaspard Zoss, Prashanth Chandran, Eftychios Sifakis, Markus Gross, Paulo Gotardo, and Derek Bradley. Production-ready face re-aging for visual effects. *ACM Transactions on Graphics (TOG)*, 41(6):1–12, 2022. [2](#), [3](#)

# ToonAging: Face Re-Aging upon Artistic Portrait Style Transfer

## Supplementary Material

### 6. Appendix

This document presents the additional experiments.

#### 6.1. Style-Age Interpolation

StyleGAN is known for its ability to interpolate latent vectors. Similarly, *ToonAging* inherits this capability, allowing it to perform interpolation between two style references. Additionally, it can simultaneously transform the target age, creating more satisfying images. As depicted in Fig. 10, our method can successfully conduct latent vector interpolation that encompasses both style and age-related attributes.

#### 6.2. Re-Aging with Reference Image

Conventionally, re-aging involves using a target age as input. We propose an alternative by introducing an 'Age Reference,' a reference image for the target age used in conjunction with the reference style. We estimate the target age through the age reference using the off-the-shelf age classifier, DEX [43]. Given that the perception of age can be subjective, an age reference can provide a more visually realistic target for re-aging, leading to more natural results compared to using a single number (target age). We have presented an example of age reference in Fig. 11.



Figure 10. Style-Age interpolation. We interpolate two style images while varying the target age from the young to old direction.

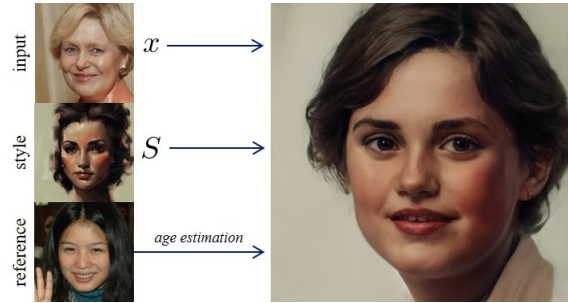


Figure 11. Extension of ToonAging for 'Age Reference' with an age estimator. Given input PR image  $x$  and style  $S$ , the reference image is predicted by an age classifier to estimate the target age.




Figure 12. Advantage of *Adaptive Age Control*: With *adaptive age control*, users can effectively manipulate the aging effects.

#### 6.3. Adaptive Age Control

Even though our results produce plausible results, we extend our method to give more control to the user. We gain insights from section 3.3 and introduce an *adaptive age control* method that can be defined as:

$$\hat{a}_{\text{target}} = a_{\text{target}} \times \left( \frac{\sum_{i=1}^m \mathbf{w}_i}{m} \right)^{-1}, \quad (5)$$

where  $\hat{a}_{\text{target}}$  denotes the new target age. This allows us to modify the apparent age of the resulting image without compromising the style, bringing it closer to the target age, as illustrated in Fig. 12. It is evident that adaptive control exhibits more realistic output with a reduced perceptual age gap between the apparent age and the target age.

#### 6.4. User Study Sample

Fig. 13 shows a sample image of the user study. We randomly shuffled the sequence to avoid any bias.

#### 6.5. Ethical Statement

The primary motivation of this work is for the entertainment industry, such as animated movies or personal usage. We



Figure 13. Sample image from the user study.




Figure 14. Failure cases of our method.

highly discourage users for potential misuse of our method.

### 6.6. Limitations and Failure Cases

Despite generating high-quality results, our method fails to preserve the structure of the input image in some cases. These failure instances are presented in Fig. 14. In the first row, we observe that the beanie dominates both style images, affecting both resultant outputs. Similarly, in the second row, glasses dominate the stylization process, leading to artifacts in the resultant images.




Figure 15. VFHQ video sequence *ToonAging* results. In each set of results, the upper row denotes the young direction, and the lower row denotes the old direction.