

A Generative Approach to Surrogate-based Black-box Attacks

Raha Moraffah, Huan Liu
Arizona State University
{rmoraffa, huanliu}@asu.edu

Abstract

Surrogate-based black-box attacks have exposed the heightened vulnerability of DNNs. These attacks are designed to craft adversarial examples for any samples with black-box target feedback for only a given set of samples. State-of-the-art surrogate-based attacks involve training a *discriminative* surrogate that mimics the target’s outputs. The goal is to learn the decision boundaries of the target. The surrogate is then attacked by *white-box* attacks to craft adversarial examples similar to the original samples but belong to other classes. With limited samples, the discriminative surrogate fails to accurately learn the target’s decision boundaries, and these surrogate-based attacks suffer from low success rates. Different from the discriminative approach, we propose a *generative* surrogate that learns the distribution of samples residing on or close to the target’s decision boundaries. The distribution learned by the generative surrogate can be used to craft adversarial examples that have imperceptible differences from the original samples but belong to other classes. The proposed generative approach results in attacks with remarkably high attack success rates on various targets and datasets.

1 Introduction

The widespread deployment of Deep Neural Networks (DNNs) in various real-world applications [Chitta and others, 2021; Kasar and others, 2016] has raised concerns about their reliability. One major concern is DNN’s vulnerability to adversarial examples that are crafted by adding human-imperceptible perturbations to original samples and are misclassified by the DNNs [Szegedy and others, 2013]. Designing strong attacks in practical settings allows assessing the extent of DNN vulnerability. White-box attacks that assume full knowledge about the target DNN such as its architectures and weights have been developed [Goodfellow and others, 2014a; Carlini and Wagner, 2017]. Since this setting is impractical, black-box attacks are being studied, which can only access the target through queries.

Black-box attacks are divided into two main types, namely, query-based and surrogate-based attacks. Query-based at-

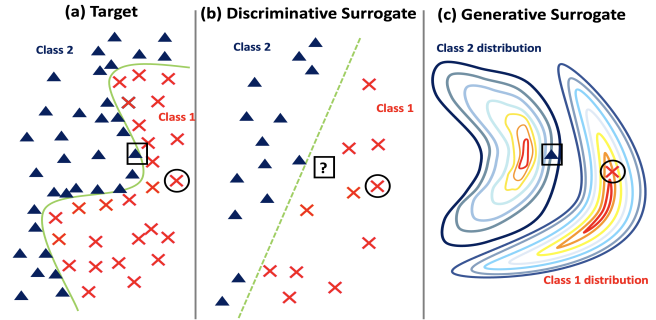


Figure 1: Illustration of the attack on discriminative vs generative surrogates. Figure (a) shows the target decision boundary for two classes. Figure (b) illustrates the discriminative surrogate that aims to learn the target decision boundary with limited samples. Figure (c) demonstrates a generative surrogate that learns the distribution of samples residing on/close to the target decision boundary. The adversarial example (in \square) for the original sample (in \circ) cannot be identified using the discriminative surrogate, due to its wrong decision boundary, whereas in the generative surrogate, the adversarial example is directly sampled from the distributions.

tacks make multiple queries to the target for each sample to be attacked to estimate its adversarial directions during the attack [Ilyas and others, 2018; Moraffah and Liu, 2022]. Despite their high success rates, these attacks have limited real-world practicality due to requiring queries proportional to the number of attacked samples, which is not feasible in a real-world setting due to limited inference time or monetary limits [Ilyas and others, 2018; Ma and others, 2021].

Surrogate-based attacks, on the other hand, provide a more practical attacking scenario. These attacks are designed to attack any samples with only access to the target feedback for a given set of samples. Existing surrogate-based attacks train *discriminative* surrogates to imitate the target outputs. The goal is to train surrogates that learn the target’s decision boundaries, which are exploited by white-box attacks to craft adversarial examples. Failing to accurately learn the target’s decision boundaries with limited samples, these attacks obtain low success rates.

In this paper, we propose a novel surrogate-based attack that trains a *generative* surrogate, which learns the distribution of samples on/close to the target’s decision boundaries. This distribution should contain adversarial examples

that are extremely close to their original samples but belong to a different class than the original class. We then propose a novel attack to utilize this generative surrogate and explore its distribution to identify adversarial examples. As shown in Figure 1, the discriminative surrogate fails to learn the target’s decision boundaries and find the adversarial examples; whereas an attack on the generative surrogate does not rely on the decision boundaries but utilizes the generative surrogate’s distribution to identify adversarial examples.

Extensive experiments show that our novel attack significantly outperforms state-of-the-art surrogate-based attacks under the same setup (attack norm) with efficiency. Our contributions are summarized as follows:

- We propose a generative surrogate that models the distribution of potential adversarial examples to replace the existing discriminative surrogates,
- We design an effective and efficient attack with the generative surrogate to craft adversarial examples, and
- We conduct extensive experiments for comparative performance evaluation.

2 Related Work

Several adversarial attacks have been developed under the white-box setting, where the adversary has full knowledge of the target and utilizes its gradients to generate the adversarial examples [Szegedy and others, 2013; Goodfellow and others, 2014a; Madry and others, 2018; Carlini and Wagner, 2017]. Restricted by the strong assumption of full access to the target, this setting is far from realistic. To craft more practical adversarial examples, black-box adversarial attacks, which access the target only via queries, have been proposed. These attacks are classified into query-based and surrogate-based attacks. Query-based attacks estimate the gradients of the target on the fly and for each sample during the attack [Ma and others, 2021; Du and others, 2019; Li and others, 2019; Chen and others, 2017]. These attacks require querying the target numerous times per sample, making them inappropriate for real-world settings. Surrogate-based attacks train a surrogate network for the black-box target to mimic its behavior and attack the surrogate to generate adversarial examples. These attacks only require querying the target during the surrogate training and are the only type of attacks applicable to the case where no queries are allowed during the attack. Existing efforts on surrogate-based attacks have been focused on learning more representative surrogates to improve the success rate of these attacks by selecting/learning more useful samples for querying the target [Papernot and others, 2017; Orekondy and others, 2019; Zhou and others, 2020; Wang and others, 2021; Sun and others, 2022]. However, all of these methods train a discriminative surrogate that mimics the target outputs for the given set of samples. Our proposed framework, on the other hand, trains a generative surrogate to learn the distribution of potential adversarial examples and proposes a single-step attack to craft adversarial examples using this generative surrogate. Recently, Moraffah et al. propose to probe the target’s joint distribution of inputs and outputs to generate adversarial examples [Moraffah and others,

2022]. Though both adopt a generative surrogate, their purposes differ: the existing work learns the entire target distribution for every pair of input and output, which requires an exponential number of queries, and our generator is restricted to learning the distribution of samples on/close to decision boundaries for adversarial attacks.

3 Methodology

Our attack is conducted in a black-box setting in which the attacker has no knowledge of the target model (e.g. target’s architecture, parameters, weights, etc.), and can only access the target via making queries and observing the target’s response. For the target response, there are two scenarios: (1) Probability-only Scenario: the target returns the output class probabilities, denoted with “-P” suffix; and (2) Label-only Scenario: The target returns the output labels of the classes for the queries samples, denoted with “-L” suffix. Since our attack is framed in a surrogate-based black-box setting, the attacker is only allowed to make a limited number of queries to the target to attack all samples.

3.1 Problem Statement

Let $\mathcal{C}(\cdot): x \in [0, 1]^d \rightarrow y \in \mathbb{R}^c$ be a target classifier, and (x, y) denote a pair of input image and its true label. An adversarial attack perturbs x into x_{adv} , its corresponding adversarial example, such that it has an imperceptible difference from x and is misclassified by the \mathcal{C} . Formally:

$$\begin{aligned} & \underset{x_{adv}}{\operatorname{argmin}} f(\mathcal{C}(x_{adv}), t) \\ \text{s.t. } & \|x_{adv} - x\|_p \leq \delta, \end{aligned} \quad (1)$$

where f is the adversarial objective that measures the degree of uncertainty of \mathcal{C} in assigning x_{adv} to class t . Common choices of f are classification loss [Goodfellow and others, 2014a] and C&W loss function [Carlini and Wagner, 2017]. Under the untargeted setting, the classification loss is defined as $-\log p_{\mathcal{C}}(t | x_{adv})$, where $t = y$ is the true label of the image. In the C&W loss, the f is measured by $\max\{0, \log \mathcal{C}(x_{adv})_y - \max_{i \neq y} \log(\mathcal{C}(x_{adv})_i)\}$, where

$\mathcal{C}(x_{adv})_i$ is the i -th probability output of the target. Under the targeted setting, the classification loss is defined as $\log p_{\mathcal{C}}(t | x_{adv})$, t is the predefined target class, and $f(x_{adv}, t) = \max_{i \neq t} \{0, \max_{i \neq t} \log(\mathcal{C}(x_{adv})_i - \log \mathcal{C}(x_{adv})_t)\}$ is

the C&W loss. l_p norm ($\|\cdot\|_p$) is used to measure the difference between the original and adversarial examples. Under the surrogate-based black-box setting, the target is unknown and is only accessible through querying the target and getting (input, output) pairs for a limited number of samples and not every sample to be attacked.

3.2 Proposed Framework

We explain our proposed Generative Surrogate-based Black-box Attack (GSBA) that utilizes the distribution of potential adversarial examples, learned by a generative surrogate, to craft adversarial examples. GSBA consists of two steps: (S1) Generative Surrogate Training - to train a generative surrogate that learns the distribution of potential adversarial examples;

and (S2) Attack Strategy: to directly utilize the surrogate’s distribution and generate adversarial examples.

S1: Generative Surrogate Training

This step trains a generative surrogate that learns the distribution of potentially adversarial examples, i.e., samples that reside extremely close/on the target’s decision boundaries. Such examples possess three characteristics: (1) they are realistic-looking: adversarial examples should have imperceptible difference from the original real samples by definition; (2) they have high inter-class similarity: adversarial examples reside extremely close to/on the decision boundaries of the target model; and (3) they have high intra-class diversity: the distributions of potential adversarial examples should be capable of generating samples that cover all intersections of decision boundaries for all classes. This is important for the targeted attack setting which requires the adversarial examples to be misclassified as a specific target class, i.e., cross the decision boundary between the original and targeted class. The generator training step is depicted in Figure 2. Next, we explain different losses designed to enforce each property on the generative surrogate.

Learn the distribution of realistic samples To do so, we adopt a generative architecture based on Generative Adversarial Network (GAN) [Goodfellow and others, 2014b]. To generate samples from given classes, our architecture takes a random noise z and a class label $y \in \{0, 1, 2 \dots C\}$ (C is the number of classes) and outputs $X = G(z, y)$. To make the examples realistic, the following adversarial objectives are optimized:

$$\begin{aligned} \mathcal{L}_D &= \mathbb{E}_{x \sim \mathbb{P}_d} [\log D(x)] + \mathbb{E}_{x \sim \mathbb{P}_g} [\log(1 - D(G(z, y)))] \\ \mathcal{L}_G &= \mathbb{E}_{x \sim \mathbb{P}_g} [\log(1 - D(G(z, y)))] \end{aligned} \quad (2)$$

To ensure the class label of the generated samples, we extend our loss with a class-controlling loss:

$$\mathcal{L}_{cnt}^y = \text{CE}(T(G(z, y)), y), \quad (3)$$

where CE is the cross-entropy loss, T is the target network and y are the labels fed to the generator.

Optimizing for Eqs. (2) and (3), the generator learns the distribution of realistic looking benign examples. Since the generator is supposed to represent the distribution of potential adversarial examples, it should also learn the characteristics of realistic-looking adversarial examples. To this end, we propose to augment the training with adversarial examples. Specifically, given a set of benign examples X we craft their corresponding adversarial examples X_{adv} using the BIM [Kurakin and others, 2018] attack. We then use these examples to train the generator via optimizing \mathcal{L}_D^{adv} and \mathcal{L}_G^{adv} as defined in Eq. (2).

However, since the target is a black-box, we are unable to use it for class-controlling loss or generating adversarial examples. Instead, we use a substitute network that distills the target’s knowledge and mimics its behavior. We adopt a knowledge distillation loss, which can be used to force the substitute to imitate the target’s output on a given set of samples [Zhou and others, 2020; Wang and others, 2021; Zhang and others, 2022]. Formally, given a set of samples

X generated by the generator G , we minimize the distance between the substitute and target’s outputs:

$$\mathcal{L}_S = \text{dist}(S(X), T(X)), \quad (4)$$

where $\text{dist}(\cdot)$ is a function to measure the distance between the Surrogate S and the target T’s outputs on samples X . In the Label-only scenario, the distance is measured via the Cross Entropy (CE) loss between the class labels produced by the target and surrogate, while in the probability-only scenario, it will be measured via the l_2 -norm of the difference between the probability outputs $\|T(X) - S(X)\|_2^2$.

Inter-class Similarity To model the distributions of samples on/close to the target’s decision boundaries, we maximize the inter-class similarity loss. The inter-class similarity loss measures the distance of the samples from their corresponding decision boundaries. This is equivalent to measuring how close the sample is to being misclassified as the nearest class across the decision boundary. Since the C&W loss objective [Carlini and Wagner, 2017] measures the degree to which the sample is likely to cross the decision boundary and be misclassified, we adapt the C&W loss objective to measure the inter-class similarity:

$$\mathcal{L}_{sim}^y = \max_{j \neq y} \log S(x)_j - \log S(x)_y, \quad (5)$$

where $S(x)_j$ is the j -th probability output of the S, and y the original class label. Minimizing Eq. (5) decreases the sample’s probability of being classified as the original class by pushing it toward the nearest class label’s decision boundary.

Intra-class Diversity Ideally the distribution of potential adversarial examples for each class is scattered across decision boundaries between that class and all other classes. Optimizing for Eq. (2), Eq. (3), and Eq. (5) characterizes the label-controlled distributions of samples near the decision boundaries but does not promote the disperseness of generated samples. An additional loss is thus required to enforce the disperseness of the samples of the distribution. Optimizing the inter-class similarity objective (Eq. (5)), pushes the samples close to the decision boundary to have nearly-equal highest and second-highest probabilities of being assigned to a class, while the rest of probabilities are close to zero. If samples of each class are evenly distributed across its decision boundary, it means on average equal number of samples reside close to each intersection of the original class’s boundary and other classes. In other words, the second-highest probability assigned by the model to the samples (probability of the other class that shares the decision boundary) on average are equally distributed across all class categories except for the original class. To mathematically measure this, we propose to maximize the information-entropy of a vector of average probabilities of all classes except for the original one:

$$\mathcal{L}_{div}^y = \mathcal{H}\left(\frac{1}{N} \sum_i S_{c:0 \dots C \neq y}^i(x)\right), \quad (6)$$

where $\mathcal{H}(P) = -\frac{1}{K} \sum_i p_i \log p_i$ is the information-entropy of a probability vector $P = \{p_1, p_2, \dots, p_k\}$, and $S_{c:0 \dots C \neq y}^i(\cdot)$ is

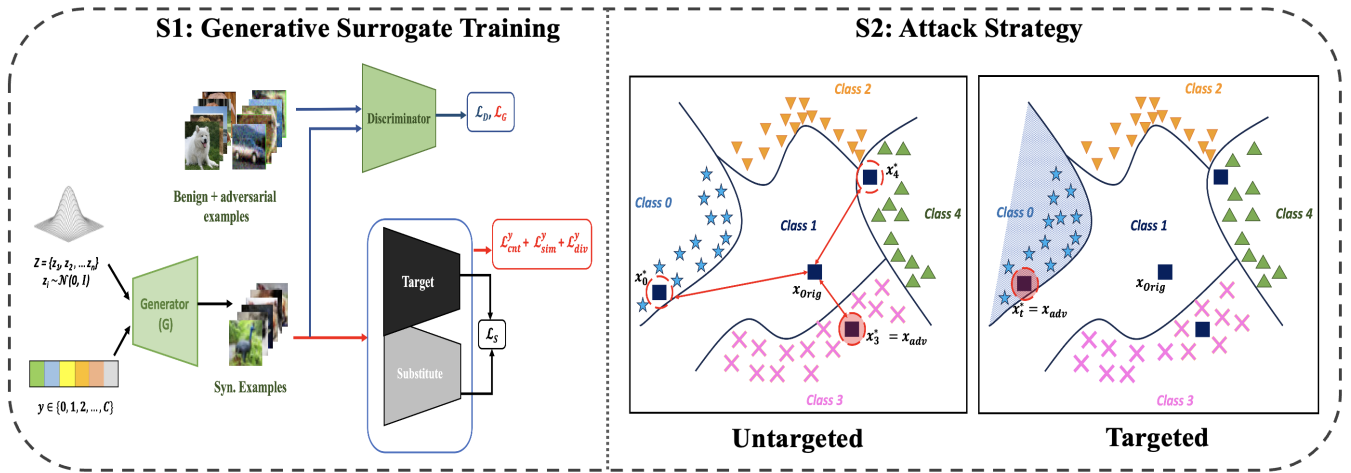


Figure 2: An overview of the GSBA framework. (1) **S1: Generative Surrogate Training.** This step aims to train a surrogate that learns the distribution of samples with three properties: (i) realism (\mathcal{L}_G , \mathcal{L}_G^{adv} , and \mathcal{L}_G^{cnt}); (ii) high inter-class similarity (\mathcal{L}_G^{sim}); and (iii) high intra-class diversity (\mathcal{L}_G^{div}). Once trained, the surrogate will be directly leveraged to generate adversarial examples.; (2) **S2: Attack Strategy.** The original benign sample is shown with \blacksquare . Under the untargeted setting, first the most similar samples to the original sample generated by the surrogate for any other class except the original adversarial examples are identified (denoted by x_i^*). The sample with minimum distance from the original sample is then selected as the adversarial example (x_3^*). Under the targeted setting, the most similar sample from the target class (shown in hatch) is selected as the adversarial example (x_0^*).

the output probability vector of the surrogate S for sample i without the highest class probability.

Generator Optimization Combining the Eq. (2), Eq. (3), Eq. (5), and Eq. (6), the final objective of the generator’s to learn the class-controlled distribution of samples scattered close to target’s decision boundaries is as follows:

$$\mathcal{L}_G = (\mathcal{L}_G + \mathcal{L}_G^{adv}) + \alpha_1 \mathcal{L}_{cnt}^y + \alpha_2 \mathcal{L}_{sim}^y + \alpha_3 \mathcal{L}_{div}^y, \quad (7)$$

where in our experiments $\alpha_1 = 1$, $\alpha_2 = 1$, and $\alpha_3 = 1$.

S2: Attack Strategy

In this section, we explain our novel simple attack strategy, as illustrated in Algorithm 1. Our attack directly exploits the generative surrogate (trained in the previous section) to craft the adversarial examples. The intuition behind our attack is that since the surrogate represents the distribution of examples residing extremely close to/on target’s decision boundaries, which includes adversarial examples, it can be directly utilized to generate the adversarial examples. Specifically, depending on the attack’s setting (untargeted or targeted) our attack draws the closest sample to the original sample from the generator’s distribution that belongs to a different class than the original class or belongs to a pre-specified target class. To learn the closest sample from the generator’s distribution, we propose to minimize a reconstruction-based loss that minimizes the distance between the closest sample generated by the generator G and the original example:

$$\begin{aligned} z^* &= \underset{z^*}{\operatorname{argmin}} \|G(z^*, y) - x_{orig}\|, \\ x_y^* &= G(z^*, y) \end{aligned} \quad (8)$$

Depending on the attack setting, the criterion to identify the adversarial example will be different. Next, we formulate our attack under the untargeted and targeted settings.

Untargeted Attacks: An adversarial example is only required to be misclassified to a class different from the original example’s class. Hence, we identify the closest sample x_y^* from all classes $y = 0, \dots, C$ except for the original class, to the original example (Eq. (8)); the adversarial example is the one with the smallest distance to x_{orig} :

$$x_{adv} = \underset{y=0, \dots, C}{\operatorname{argmin}} \|x - x_y^*\|. \quad (9)$$

Targeted Attacks: The adversarial example is required to be misclassified as a pre-specified target class t which is different from the original class. Therefore, the adversarial example will be the nearest example to the original sample but belong to the target class, i.e., x_t^* , where t is the adversarial target class and x_t^* is generated via Eq. (8).

In the final step for both untargeted and targeted settings, the identified adversarial examples are checked for the perturbation budget criterion ($\|x_{adv} - x_{orig}\|_p \leq \delta$), where δ is the perturbation budget. The attack will be considered a success only if the criterion is met.

4 Experiments

We examine three main aspects of the GSBA: (1) GSBA’s performance compared with the SOTAs in both untargeted and targeted settings; (2) Ablation study of GSBA in terms of modeling the distributions of potentially adversarial examples (Surrogate Ablation Study) and utilizing the information provided by this distribution to generate adversarial attacks compared to other attacks (Attack Ablation Study); and (3) Performance of the GSBA w.r.t. training query budgets. In the following, we first explain our experimental setup and then discuss our experimental results. More implementation details and experimental results can be found in the Appendix.

Algorithm 1 GSBA Attack Strategy

Input: Trained surrogate G (from GSBA’s step (1)), original sample x_{orig} , Untargeted, perturbation budget δ , target class t , C number of classes.

Output: The adversarial example x_{adv} .

```
1: if Untargeted == True then ▷ Untargeted Attack
2:    $x_y^* \leftarrow \operatorname{argmin}_{y=0,\dots,C} \|G(z^*, y) - x_{orig}\|$ ,  $y=0, 1, \dots, C$  ▷
   Find the closest sample using Eq. (8)
3:    $x_{adv} \leftarrow \operatorname{argmin}_{y=0,\dots,C} \|x - x_y^*\|$  ▷ Eq. (9)
4:   if  $\|x_{adv} - x_{orig}\| \leq \delta$  then ▷ Perturbation budget
5:     return  $x_{adv}$ 
6:   else
7:     return None
8:   end if
9: else ▷ Targeted Attack
10:   $x_t^* = \operatorname{argmin}_{t} \|G(z^*, t) - x_{orig}\|$  ▷ Find the closest
   sample using Eq. (8)
11:   $x_{adv} \leftarrow x_t^*$ 
12:  if  $\|x_{adv} - x_{orig}\| \leq \delta$  then ▷ Perturbation budget
13:    return  $x_{adv}$ 
14:  else
15:    return None
16:  end if
17: end if
```

4.1 Experimental Setting

Dataset and Target Models We utilize two widely-used datasets, namely CIFAR-10 [Krizhevsky and others, 2009] and CIFAR-100 [Krizhevsky and others, 2009]. Following previous research on black-box attacks [Moraffah and others, 2022; Ma and others, 2021], we randomly select 1,000 *correctly classified* samples from the validation set of each dataset to evaluate the attacks and fix them across different experiments. For the target architectures, we adopt three commonly used models for CIFAR-10, i.e., AlexNet [Krizhevsky and others, 2009], ResNet-20 [He and others, 2016], and VGG-16 [Simonyan and Zisserman, 2014]. For CIFAR-100, we adopt ResNet-50 [He and others, 2016] and VGG-19 [Simonyan and Zisserman, 2014] as used by the SOTAs [Wang and others, 2021; Zhang and others, 2022].

Evaluation Metric We report the Attack Success Rate (ASR) and the average number of steps (i.e., attack iterations) taken to generate successful examples (AVG. Steps). The ASR is the ratio of the number of successfully generated adversarial examples to the number of correctly classified samples in the evaluation set. The AVG. Step is served as a measure of the efficiency of the attack, where lower values imply a smaller running time and a higher attack efficiency.

Compared State-of-the-art Methods

We adopt three types of state-of-the-arts: (i) *Attacks with generative surrogate*: **TDB** [Moraffah and others, 2022], the only attack in this category, trains a generative surrogate to mimic the joint distribution of the target on (input, output) pairs; (ii) *Attacks with discriminative surrogates trained on the generator data*: These attacks use the generator to generate the samples to query the target and craft a dataset to train the discriminative surrogate. The surrogate generates

the same output as the target for the given dataset. The difference between these methods originates from the quality of the data generated by their generator. **DFTA** [Zhang and others, 2022], **ST-Data** [Sun and others, 2022], and **DAST** [Zhou and others, 2020] are the SOTAs in this category; and (iii) *Attacks with discriminative surrogates trained on traditionally selected data*: these attacks augment or select data from a given dataset to train a discriminative surrogate. **JBDA** [Papernot and others, 2017] and **Knock-off** [Orekondy and others, 2019] are two representative methods in this category. Note that our proposed GSBA differs from all aforementioned baselines since it utilizes a generative surrogate. The surrogate is different from TDB’s as it is concentrated on the distribution of samples close to/on the target’s decision boundaries and not the entire target distribution.

4.2 Comparison with State-of-the-art attacks

We conduct experiments in untargeted and targeted settings. **Untargeted Setting** We evaluate the performance of GSBA and the state-of-the-art surrogate-based attacks under the untargeted setting and report the results in Table 1. Our results demonstrate that the GSBA outperforms all state-of-the-arts in terms of ASR significantly in just one step under the same perturbation budget. In the following, we elaborate our in-depth observations: (1) Attacks with discriminative surrogates trained on traditionally selected data, namely JBDA and Knock-off demonstrate the worst performance compared to the baselines in all cases. This is because their data selection approaches fail to generate useful and diverse data to capture the target’s decision boundaries; (2) Attacks with discriminative surrogates trained on the generator data, i.e., DFTA, ST-Data, and DAST outperform the discriminative attacks trained on the traditional data (JBDA and Knock-off). This is owed to their generators, which train more effective data to query the target and train the discriminator. In particular, concentrating on learning the distribution of data close to target’s decision boundaries, DFTA and ST-Data illustrate the best performance among the attacks in this category, while DAST demonstrates lower attack success rates due to not restricting the data distribution to data near the decision boundaries; (3) The generative surrogate-based attack, TDB demonstrate the second-best performance and outperforms all the baselines. This indicates that generative surrogates are more effective compared to the discriminative ones as they learn how the joint distribution of inputs and outputs rather than imitating the target’s output for a given set of samples; (4) Finally, our proposed GSBA demonstrates the highest ASR compared with all baselines. This is because our attack utilizes a generative surrogate that directly learns the distribution of potential adversarial examples. This distribution contains information about samples residing extremely close/on target’s decision boundaries compared to the discriminative surrogates that are trained only on selected samples from this distribution; (5) A notable characteristic of the GSBA is that it achieves the highest ASR in just one attempt (AVG. Steps = 1), which is 200 times less than the average number of steps taken by any other attacks, including the second-best performing baseline. This indicates that our simple attack achieves efficacy and efficiency simultaneously.

Table 1: Experimental results of untargeted attack on CIFAR-10 and CIFAR-100 datasets.

Type	Attack	CIFAR-10						CIFAR-100			
		Attack Success Rate (\uparrow)			AVG. Steps (\downarrow)			Attack Success Rate (\uparrow)		AVG. Steps (\downarrow)	
		AlexNet	ResNet-20	VGG-16	AlexNet	ResNet-20	VGG-16	Resne-50	VGG-19	Resne-50	VGG-19
Probability-Only	GSBA-P	91.7%	89.8%	92.3%	1	1	1	99.7%	99%	1	1
	TDB-P [Moraffah and others, 2022]	75%	83.5%	80.1%	219	215	258	78.2%	74.1%	248	241
	DFTA-P [Zhang and others, 2022]	62.8%	77.5%	75.6%	228	248	273	70.4%	59.9%	305	279
	ST-Data-P [Sun and others, 2022]	65.2%	72.8%	73.3%	241	254	256	64%	56.2%	299	286
	DAST-P [Zhou and others, 2020]	50.4%	49%	51.9%	289	301	295	69.7%	50.4%	278	341
	Knock-off-P [Orekony and others, 2019]	36.9%	28.5%	29.1%	313	348	413	26.5%	25.0%	442	475
Label-Only	JBDA-P [Papernot and others, 2017]	33.8%	24.0%	18.1%	318	341	462	22.3%	19.1%	456	492
	GSBA-L	89.2%	88.8%	88.9%	1	1	1	98.8%	99.2%	1	1
	TDB-L [Moraffah and others, 2022]	74.7%	80.5%	81.2%	227	218	258	76.1%	75.1%	252	236
	DFTA-L [Zhang and others, 2022]	62.9%	68.6%	76.6%	249	273	295	73.1%	57.2%	266	304
	ST-Data-L [Sun and others, 2022]	63.9%	70.0%	71.3%	253	267	281	65.8%	58.2%	312	298
	DAST-L [Zhou and others, 2020]	53.3%	47.1%	52.2%	325	249	282	62.2%	47.8%	261	424
Label-Only	Knock-off-L [Orekony and others, 2019]	32.4%	23.1%	28.7%	307	349	418	22.1%	25.0%	442	479
	JBDA-L [Papernot and others, 2017]	33.6%	22.9%	18.5%	316	354	472	21.1%	18.1%	455	494

Table 2: Experimental results of targeted attack on CIFAR-10 and CIFAR-100 datasets.

Type	Attack	CIFAR-10						CIFAR-100			
		Attack Success Rate (\uparrow)			AVG. Steps (\downarrow)			Attack Success Rate (\uparrow)		AVG. Steps (\downarrow)	
		AlexNet	ResNet-20	VGG-16	AlexNet	ResNet-20	VGG-16	Resne-50	VGG-19	Resne-50	VGG-19
Probability-Only	GSBA-P	55.0%	63.5%	62.4%	1	1	1	59.5%	58.5%	1	1
	TDB-P [Moraffah and others, 2022]	42.3%	42.1%	47.8%	232	298	329	39.7%	38.8%	300	421
	DFTA-P [Zhang and others, 2022]	30.9%	40.8%	38.3%	271	370	355	33.3%	32.7%	388	465
	ST-Data-P [Sun and others, 2022]	35.6%	38.7%	42.1%	293	355	371	32.4%	30.3%	366	463
	DAST-P [Zhou and others, 2020]	35%	37.2%	36.1%	354	320	358	30.4%	30.1%	398	481
	Knock-off-P [Orekony and others, 2019]	21.4%	16.3%	17.6%	421	429	453	18.3%	13.1%	562	637
Label-Only	JBDA-P [Papernot and others, 2017]	16.2%	14.9%	14.7%	440	473	498	14.8%	8.2%	581	681
	GSBA-L	55.7%	64.3%	54.3%	1	1	1	56.5%	53.5%	1	1
	TDB-L [Moraffah and others, 2022]	40.9%	41.2%	45.7%	238	302	341	39.1%	35.7%	303	428
	DFTA-L [Zhang and others, 2022]	30.0%	35.5%	38.4%	244	339	349	30.2%	30.4%	398	502
	ST-Data-L [Sun and others, 2022]	35.1%	34.9%	39.1%	294	351	381	32.7%	28.9%	364	471
	DAST-L [Zhou and others, 2020]	36.1%	39.1%	38.8%	241	368	342	30.3%	30.2%	368	490
Label-Only	Knock-off-L [Orekony and others, 2019]	20.8%	14.9%	17.3%	427	429	469	17.1%	11.4%	568	637
	JBDA-L [Papernot and others, 2017]	14.1%	13.7%	14.9%	442	471	506	14.8%	7.6%	581	685

Targeted Setting We conduct GSBA and the SOTA attacks in a targeted setting and report the results on CIFAR-10 and CIFAR-100 datasets in Table 2. Our results illustrate that in this more challenging setting, our proposed GSBA outperforms all state-of-the-arts with a notable margin of approximately 15% improvement over the best ASR on average. This is while the GSBA only takes one step to achieve this remarkable success rate, whereas the best-performing baselines require 400 or 500 steps on average, yet is not able to achieve the proposed GSBA’s success rate. The success of GSBA even in this more challenging setting is owed to its generative surrogate that explicitly learns the distribution of samples residing on decision boundaries of any classes, which helps the model find the adversarial example that belongs to any pre-specified class.

4.3 Ablation Study

Since our attack consists of two steps, we conduct two ablation studies: (1) surrogate ablation study to examine the contributions of a generative surrogate on the attack performance; and (2) attack ablation study to examine the effective-

ness of our attack by comparing it with different white-box attacks applied on the discriminative substitute network.

Surrogate Ablation Study We compare the performance of GSBA which uses the generative surrogate with the attack on a discriminative surrogate using the PGD white-box attack. For a fair comparison, the discriminative surrogate is trained on data sampled from our generative surrogate. As shown in Table 3, our proposed attack GSBA, achieves remarkably higher ASRs (approximately +15% of improvement on average) compared with the attack based on the discriminative surrogate. This demonstrates the It is noteworthy that the GSBA achieves this remarkable performance with just one attack iteration whereas the discriminative surrogate requires more than 250 attack iterations. To further analyze the proposed generative surrogate’s behavior, we report the attack performance while adding the three surrogate training criteria (Sec. 3.2) gradually to the “Base” surrogate (generative surrogate trained using Eq. (2) and Eq. (3) on benign samples). Our results demonstrate that the three criteria based on “realness”, “inter-class similarity”, and “intra-class diversity” each contribute to the improved performance by forcing po-

Table 3: Results of Ablation Study on CIFAR-10 and CIFAR-100 datasets on VGG-16 and ResNet-50, respectively.

Type	Data	Attack	CIFAR-10				CIFAR-100			
			ASR_{untar}	$AVG.Step_{untar}$	ASR_{tar}	$AVG.Step_{tar}$	ASR_{untar}	$AVG.Step_{untar}$	ASR_{tar}	$AVG.Step_{tar}$
Probability-Only		Surrogate+PGD	73.9%	261	50.9%	345	82.7%	257	44.2%	309
		Base	62.2%	1	41.1%	1	76.0%	1	38.2%	1
		+ \mathcal{L}_G^{adv}	67.9%	1	43.9%	1	78.2%	1	45.5%	1
		+ \mathcal{L}_{sim}^y	86.4%	1	53.6%	1	93.1%	1	54.1%	1
		+ \mathcal{L}_{div}^y =GSBA	92.3%	1	62.4%	1	99.7%	1	59.5%	1
Label-Only		Surrogate+PGD	75.7%	262	51.2%	351	85.2%	264	44%	316
		Base	54.6%	1	36.5%	1	71.5%	17	30.6%	1
		+ \mathcal{L}_G^{adv}	58.1%	1	40.9%	1	78.3%	1	32.8%	1
		+ \mathcal{L}_{sim}^y	82.2%	1	49.9%	1	93.1%	1	43.1%	1
		+ \mathcal{L}_{div}^y =GSBA	88.9%	1	54.3%	1	98.8%	1	56.5%	1

Table 4: Attack Ablation Study on CIFAR-10 and CIFAR-100 datasets, conducted on Resnet-20 and VGG-19, respectively.

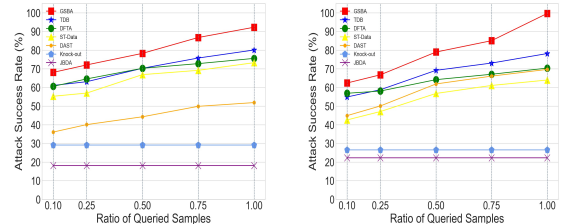
Type	Attack	Dataset	Untargeted		Targeted	
			CIFAR-10	CIFAR-100	CIFAR-10	CIFAR-100
			Probability	GSBA-P	89.8%(1)	99%(1)
Probability	FGSM-P	46.1%(1)	51.3%(1)	26.9%(1)	17.1%(1)	
	PGD-P	73.9%(261)	82.7%(257)	50.9%(345)	44.2%(309)	
	C&W-P	53.1%(299)	62.2%(302)	27.1%(442)	30.4%(481)	
	Label	GSBA-L	88.8%(1)	99.2%(1)	64.3%(1)	56.5%(1)
Label	FGSM-L	49.8%(1)	52.1%(1)	39.2%(1)	31.5%(1)	
	PGD-L	75.7%(262)	85.2%(264)	51.2%(351)	44%(316)	
	C&W-L	61.1%(305)	68.7%(312)	34.6%(406)	38.9%(388)	

tential adversarial examples to look real while possessing the adversarial examples characteristics ($+\mathcal{L}_G^{adv}$), restricting the distribution to samples on/close to the target decision boundaries $+\mathcal{L}_{sim}^y$, while diversifying the samples generated by the surrogate ($+\mathcal{L}_{div}^y$), respectively. The contribution of the intra-class diversity loss ($+\mathcal{L}_{div}^y$) is more evident in the targeted attack, which forces the distribution to spread across as many decision boundaries as possible.

Attack Ablation Study We compare the performance of our proposed attack with different white-box attacks used on the discriminative surrogate (the substitute network in our framework). For the white-box attacks, we use the state-of-the-art FGSM [Goodfellow and others, 2014a], PGD [Madry and others, 2018], and C&W [Carlini and Wagner, 2017] and report the results in Table 4. As the results indicate, our attack outperforms all the white-box attacks applied on the discriminative surrogate, where the PGD attack used as the default attack in all our experiments outperforms the rest. Moreover, in terms of efficiency, our attack takes only one step to achieve the highest success rates. This is approximately 250 times smaller than the multi-step baselines on average. On the other hand, compared with the FGSM, the only white-box attack that is conducted in one step, our attack achieves 40% of improvements on ASR.

4.4 Evaluation under Different Query-budgets

We examine the performance of GSBA under different query-budgets during the training, i.e., the number of samples used to query the target to train the generator or the discriminative



(a) VGG-16 in CIFAR-10 (b) Resnet-50 in CIFAR-100

Figure 3: Attack success rates (ASR) with different query budgets

surrogates. The results in Figure 3 are under the query budget of 1 M for GSBA and all baselines. Notably, with 50% of the full query budget, it outperforms the generative-based surrogate attack (TDB) trained on the entire data, which is consistent with the fact that TDB is query intensive during the training since it is designed to learn the entire distribution of the target. Moreover, with 25% of queried samples, GSBA can achieve comparable performance with the state-of-the-art discriminative surrogate trained with generated data, further confirming that the generative surrogate (generator) is more informative about the adversarial examples.

5 Conclusion

We propose a novel surrogate-based attack that replaces traditional discriminative surrogates with a generative one. Our proposed method directly leverages the distribution learned by this generative surrogate to craft adversarial examples, in just one attempt. In particular, since the surrogate learns the distribution of samples near or on the target’s decision boundaries, which also include adversarial examples, the closest sample to x_{orig} from a different class, drawn from the same distribution, is highly likely to be adversarial. Through extensive experimentation on various benchmarks, our attack demonstrates remarkably higher attack success rates in just one step. Particularly, our attack achieves more than +15% of improvements over the success rates under the same experimental setup (perturbation budget) as the existing methods.

References

- [Carlini and Wagner, 2017] Nicholas Carlini and David Wagner. Towards evaluating the robustness of neural networks. In *IEEE S&P 2017*, 2017.
- [Chen and others, 2017] Pin-Yu Chen et al. Zoo: Zeroth order optimization based black-box attacks to deep neural networks without training substitute models. 2017.
- [Chitta and others, 2021] Kashyap Chitta et al. Neat: Neural attention fields for end-to-end autonomous driving. In *ICCV*, 2021.
- [Du and others, 2019] Jiawei Du et al. Query-efficient meta attack to deep neural networks. In *ICLR*, 2019.
- [Goodfellow and others, 2014a] Ian J Goodfellow et al. Explaining and harnessing adversarial examples. *arXiv:1412.6572*, 2014.
- [Goodfellow and others, 2014b] Ian J. Goodfellow et al. Generative adversarial networks, 2014.
- [He and others, 2016] Kaiming He et al. Deep residual learning for image recognition. In *CVPR*, 2016.
- [Ilyas and others, 2018] Andrew Ilyas et al. Prior convictions: Black-box adversarial attacks with bandits and priors. *arXiv preprint arXiv:1807.07978*, 2018.
- [Kasar and others, 2016] Manisha M Kasar et al. Face recognition using neural network: a review. *IJSIA*, 2016.
- [Krizhevsky and others, 2009] Alex Krizhevsky et al. Learning multiple layers of features from tiny images. 2009.
- [Kurakin and others, 2018] Alexey Kurakin et al. Adversarial examples in the physical world. In *Artificial intelligence safety and security*. 2018.
- [Li and others, 2019] Yandong Li et al. Nattack: Learning the distributions of adversarial examples for an improved black-box attack on deep neural networks. In *ICML*, 2019.
- [Ma and others, 2021] Chen Ma et al. Simulating unknown target models for query-efficient black-box attacks. In *CVPR*, 2021.
- [Madry and others, 2018] Aleksander Madry et al. Towards deep learning models resistant to adversarial attacks. *ICLR*, 2018.
- [Moraffah and Liu, 2022] Raha Moraffah and Huan Liu. Query-efficient target-agnostic black-box attack. In *ICDM*, 2022.
- [Moraffah and others, 2022] Raha Moraffah et al. Exploring the target distribution for surrogate-based black-box attacks. In *Big Data*, 2022.
- [Orekony and others, 2019] Tribhuvanesh Orekony et al. Knockoff nets: Stealing functionality of black-box models. In *CVPR*, 2019.
- [Papernot and others, 2017] Nicolas Papernot et al. Practical black-box attacks against machine learning. In *ASIACSS*, 2017.
- [Simonyan and Zisserman, 2014] Karen Simonyan and Andrew Zisserman. Very deep convolutional networks for large-scale image recognition. *arXiv:1409.1556*, 2014.
- [Sun and others, 2022] Xuxiang Sun et al. Exploring effective data for surrogate training towards black-box attack. In *CVPR*, 2022.
- [Szegedy and others, 2013] Christian Szegedy et al. Intrinsic properties of neural networks. *arXiv preprint arXiv:1312.6199*, 2013.
- [Wang and others, 2021] Wenxuan Wang et al. Delving into data: Effectively substitute training for black-box attack. In *CVPR*, 2021.
- [Zhang and others, 2022] Jie Zhang et al. Towards efficient data free black-box adversarial attack. In *CVPR*, 2022.
- [Zhou and others, 2020] Mingyi Zhou et al. Dast: Data-free substitute training for adversarial attacks. In *CVPR*, 2020.