

Arithmetic Feature Interaction Is Necessary for Deep Tabular Learning

Yi Cheng^{123*}, Renjun Hu^{4*}, Haochao Ying^{135†}, Xing Shi⁴, Jian Wu¹³⁵, Wei Lin⁴

¹State Key Laboratory of Transvascular Implantation Devices of the Second Affiliated Hospital, Zhejiang University School of Medicine, China

²School of Software Technology, Zhejiang University, China

³Institute of Wenzhou, Zhejiang University, China

⁴Alibaba Group

⁵School of Public Health, Zhejiang University, China

{chengy1, haochaoying, wujian2000}@zju.edu.cn, {renjun.hrj, shubao.sx, weilin.lw}@alibaba-inc.com

Abstract

Until recently, the question of the effective inductive bias of deep models on tabular data has remained unanswered. This paper investigates the hypothesis that arithmetic feature interaction is necessary for deep tabular learning. To test this point, we create a synthetic tabular dataset with a mild feature interaction assumption and examine a modified transformer architecture enabling arithmetical feature interactions, referred to as AMFormer. Results show that AMFormer outperforms strong counterparts in fine-grained tabular data modeling, data efficiency in training, and generalization. This is attributed to its parallel additive and multiplicative attention operators and prompt-based optimization, which facilitate the separation of tabular samples in an extended space with arithmetically-engineered features. Our extensive experiments on real-world data also validate the consistent effectiveness, efficiency, and rationale of AMFormer, suggesting it has established a strong inductive bias for deep learning on tabular data. Code is available at <https://github.com/aigc-apps/AMFormer>.

1 Introduction

Tabular data is an extensively utilized and essential data format that finds its applications in diverse fields, including finance, marketing, medical science, and recommendation systems (Moro, Cortez, and Laureano 2011; Johnson et al. 2016; Goldberger et al. 2000; Harper and Konstan 2016; Cheng et al. 2022). Such data often contains both categorical and numerical features, each of which holds its own specific meaning and relates to various modeling aspects. Due to the heterogeneity and potential sparsity of features, analyzing tabular data has remained a subject of research in the machine learning community. Among the many solutions proposed, tree ensemble models (Chen and Guestrin 2016; Ke et al. 2017; Prokhorenkova et al. 2018) have emerged as the predominant choice, owing to their performance on various domains and robustness to data quality issues. Their success

largely relies on the tree growth strategy, where each leaf exhaustively enumerates the splitting features and values, selecting the feature-value pair with the highest improvement on a certain criterion to divide the sample space. As a result, complex non-linear relationships between variables can be effectively captured. Meanwhile, since raw features directly involve, tree models often assume the features have been well-engineered (Micci-Barreca 2001).

In recent years, deep learning has become increasingly popular as a means to reduce the need for time-consuming and cumbersome feature engineering when dealing with tabular data. Early attempts at integrating deep neural networks (DNNs) aim to model high-order feature interactions (Cheng et al. 2016; Guo et al. 2017; Lian et al. 2018; Cheng et al. 2022; Chen et al. 2022); however, this paradigm requires a careful balance between model expressiveness and overfitting. To overcome this, researchers have turned to extending generalized additive models with DNNs to boost expressiveness in a more constrained manner (Agarwal et al. 2021; Radenovic, Dubey, and Mahajan 2022; Enouen and Liu 2022; Chen et al. 2023a), thereby preventing overfitting and increasing interpretability. Others have explored tree-inspired architectures that emulate key elements of tree models using neural networks, taking advantage of the strengths of both techniques (Popov, Morozov, and Babenko 2020; Katzir, Elidan, and El-Yaniv 2021). Transformer has also been investigated for its success in the natural language and vision fields (Song et al. 2019; Gorishniy et al. 2021; Chen et al. 2023b; Yan et al. 2023).

Despite multiple attempts, the effectiveness of deep learning on tabular data remains questionable (Qin et al. 2021) due to the unstable improvement over tree ensemble baselines, and tabular datasets have been considered as the last “unconquered castle” for deep learning (Kadra et al. 2021). The central question is whether deep models have an effective inductive bias on tabular data. In this paper, we argue that arithmetic feature interaction is necessary for deep tabular learning. More specifically, the classic transformer is found to be proficient at obtaining a compressed and sparse representation for the input (Yu et al. 2023) to benefit the downstream tasks. We contend that, however, it is less capa-

*Equal contribution. Work done during Cheng’s internship at Alibaba Group, under the guidance of Hu.

†Corresponding author.

Copyright © 2024, Association for the Advancement of Artificial Intelligence (www.aaai.org). All rights reserved.

ble of mining meaningful feature interactions through arithmetic operations. The importance of such interaction has been verified in various domains, *e.g.*, the serum triiodothyronine to thyroxine (T3/T4) ratio for thyroid disorder diagnosis (Mortoglou and Candiloros 2004) and the body mass index (BMI) for obesity assessment. In summary, tabular deep learning with the classic transformer is somehow similar to the sample space division based on raw features, and incorporating arithmetic feature interaction explicitly allows for better separation of samples in an extended space with automatically engineered features.

To validate our hypothesis, we create a synthetic dataset based on a mild feature interaction assumption inspired by (Enouen and Liu 2022). The dataset consists of eight features and responses are formulated as an additive mixture of arithmetic feature combinations that remain sparse, limited in interaction order, and deterministic. We compare the performance of XGBoost (Chen and Guestrin 2016), the classic transformer, and our modified AMFormer, a transformer-like architecture enabling arithmetic feature interaction, on this data. Our results reveal that, in the presence of feature interaction, AMFormer significantly outperforms (up to +57%) the other models for fine-grained tabular data modeling. Additionally, by explicitly learning arithmetic interaction, AMFormer also obtains substantial improvements in terms of data efficiency in training (up to +16%) and generalization (up to +20%) compared to its counterparts. We describe the details of dataset construction and our empirical results in Section 3. These findings have clearly demonstrated the effectiveness of our AMFormer as a general module for deep tabular learning.

The above strengths of AMFormer are rooted in two key features that address the primary challenges posed by feature heterogeneity during model fitting. The first challenge is the risk of underfitting caused by missing essential features, while the second is the risk of overfitting caused by irrelevant correlations in redundant features. To compensate for features that require arithmetic feature interaction, we equip AMFormer with parallel attention operators responsible for extracting meaningful additive and multiplicative interaction candidates. Along the candidate dimension, these candidates are then concatenated and fused using a down-sampling linear layer, allowing each layer of AMFormer to capture arithmetic feature interaction effectively. To prevent overfitting caused by feature redundancy, we drop self-attention and use two sets of prompt vectors as addition and multiplication queries. This approach gives AMFormer constrained freedom for feature interaction and, as a side effect, optimizes both memory footprint and training efficiency. By integrating these two designs with the transformer, the resulting model could better analyze tabular data based on more accurate sample separation.

We further evaluate AMFormer by comparison with six baseline approaches on four real-world tabular datasets. Through our extensive experiments, we find that AMFormer is generally effective for deep tabular learning: it could be plugged into existing transformer-based methods, such as AutoInt (Song et al. 2019) and FT-Transformer (Gorishniy et al. 2021), consistently providing improvement across

all datasets. Furthermore, the two AMFormer-enhanced approaches also consistently outperform XGBoost, which is not the case for the original backbone models. Our ablation study also confirmed the rationale of each building block of AMFormer. Finally, we demonstrate that our prompt optimization can improve training efficiency by an order of magnitude, making our approach more scalable for real-world cases. Collectively, we believe that AMFormer has identified a good inductive bias of deep tabular models. The main contributions of our work are as follows:

- We empirically verify on synthetic data that arithmetic feature interaction is necessary for deep tabular learning from the perspectives of fine-grained data modeling, data efficiency in training, and generalization.
- We implement the idea in AMFormer, which enhances the transformer architecture with arithmetic feature interaction through the parallel additive and multiplicative attention operators and prompt-based optimization.
- We also verify the effectiveness and efficiency of AMFormer through extensive tests on real-world data.

2 Related Work

In this section, we review related machine-learning methods for tabular data analysis and briefly introduce the ideas of local attention that inspire our prompt-based optimization.

Traditional methods. Tabular data could be naturally viewed as multi-dimensional vectors. Therefore, many classic machine-learning methods are applicable for mining tabular data, *e.g.*, logistic regression, decision trees, and support vector machines (Bishop 2006). Since features in tabular data are of varying importance typically, generalized additive models (GAM) (Hastie and Tibshirani 1986; Lou, Caruana, and Gehrke 2012) remain popular for tabular data analysis. These models are more accurate than simple linear models with the introduction of shape functions and could produce the importance of individual features as model interpretation. Pairwise interactions have also been incorporated in GAMs for better model fitness (Lou et al. 2013). Finally, gradient-boosted tree ensemble models, such as XGBoost (Chen and Guestrin 2016), LightGBM (Ke et al. 2017), and CatBoost (Prokhorenkova et al. 2018), are usually among the most effective in this category and have been widely deployed in real-life systems.

Deep learning models. As mentioned earlier, deep learning has been explored for dealing with tabular data recently, and the attempts could be classified into four classes. (C1) In Wide&Deep (Cheng et al. 2016) and deep factorization machines (Guo et al. 2017; Lian et al. 2018), multi-layer perceptrons (MLPs) are stacked aside the traditional shallow components to capture high-order feature interaction. (C2) NAM (Agarwal et al. 2021), NBM (Radenovic, Dubey, and Mahajan 2022), and SIAN (Enouen and Liu 2022) combine GAMs with deep learning to enhance model expressive while still retraining interpretation. (C3) Alternatively, NODE (Popov, Morozov, and Babenko 2020) and NetDNF (Katzir, Elidan, and El-Yaniv 2021) emulate key elements of tree models using neural networks, *e.g.*, differentiable oblivious decision trees, and disjunctive normal forms

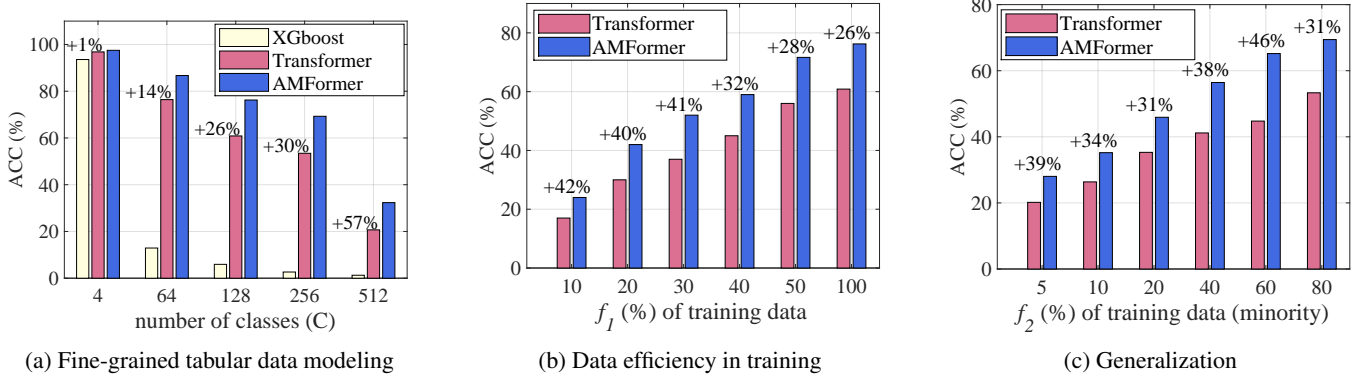


Figure 1: Results on synthetic data. The $+x\%$ in the figure are the relative improvement of AMFormer over Transformer.

with soft neural AND/OR gates. These tree-like models could then enjoy the merits of deep learning. (C4) Finally, relying on the global crossing capability, the transformer architecture has also been adapted to deep tabular learning. Typical models include FT-Transformer (Gorishniy et al. 2021), AutoInt (Song et al. 2019), and DCAP (Chen et al. 2021), where the attention mechanism is utilized for additive feature interaction.

Despite the above efforts, it still remains open for effective inductive bias of deep tabular learning. In this paper, we also consider transformer architecture as a promising candidate and further argue for the essential role of arithmetic feature interaction for deep tabular learning. Our proposed AMFormer enhances the classic transformer with such interaction through the parallel additive and multiplication attention operators and the interaction fusion layer. This is among the first in the literature and AMFormer has demonstrated consistently better performance compared to other transformer-based methods.

Local attention. The square nature of transformer would make it less efficient for a large context, which is the case for tabular data consisting of a large number of features. In this situation, an efficient transformer is required. Since words and pixels inherently possess continuity, it is natural to use local attention techniques to optimize efficiency. For instance, PVT (Wang et al. 2021b) utilizes convolutional layers after each attention block to gather local information and gradually condenses the features. LongFormer (Beltagy, Peters, and Cohan 2020) applies a moving window and calculates attention weights within the window. Sparse attention (Child et al. 2019) introduces sparse factorizations of the full attention matrix. Different from the above, in this paper, we borrow the notion of prompts to localize the receptive field of features, and the number of prompts is independent of the number of features.

3 Empirical Evaluation on Synthetic Data

Recall that due to feature heterogeneity, the raw feature space of tabular data might not necessarily contain all determining features. Accordingly, we argue that arithmetic feature interaction is essential for deep tabular learning, aiming at supplementing these missing features with arithmetic

as the prior knowledge in a reserved stage. To validate our hypothesis, we create a synthetic dataset inspired by the assumption of a generalized additive model with multi-order while sparse feature interaction (Enouen and Liu 2022).

Data construction. Our constructed dataset consists of eight features and the responses r are formulated as an additive mixture of arithmetic feature combinations:

$$r = \sum_{i=1}^K \alpha_i \cdot \prod_{j=1}^8 x_j^{\beta_{ij}}. \quad (1)$$

We fix the number K of additive terms to be much less than the number of possible feature combinations (e.g., $K = 5$ in this work) and sample α_i from a uniform distribution $U(-1, 1)$. Each exponent β_{ij} is uniformly sampled from $\{1, 2, 3, 4\}$ with a 50% chance and is set to 0 otherwise. Thus, the expected number of involved features in each term is 4. After selecting all α and β values, we randomly generate 200K instances of (x_1, \dots, x_8, r) by sampling x_j from a log uniform distribution between 0.5 and 2. The above setups ensure that our synthetic data remains deterministic and sparse in terms of feature interaction, adhering to a mild assumption for feature interaction. Finally, all instances are divided into C equally-sized classes according to the response values r , and we further split the data into 80%-20% for training and testing, respectively.

Results. To demonstrate the necessity of arithmetic feature interaction, we compare our AMFormer (we leave its technical details in the next section) with XGBoost and the classic transformer on the constructed data. We first evaluate the ability of fine-grained tabular data modeling of these approaches by varying the number C of classes from 4 to 512 and computing the test classification accuracy (Acc). The results are reported in Fig. 1a. When varying C , the Acc of all approaches decreases with the increment of C . The performance of XGBoost soon drops to a low level with $C = 64$. This is because XGBoost utilizes raw feature values x_j only, which could not handle the interaction between features and the response. Comparatively, both Transformer and AMFormer maintain relatively high Acc with larger C , owing to the automatic feature engineering capacity of neural networks. We also find that AMFormer is consistently better than Transformer, with larger improvement for higher

C . This indicates the essential role of arithmetic feature interaction for fine-grained tabular data modeling.

In addition, through learning meaningful interaction patterns, we also expect AMFormer to have better training data efficiency and generalization to minority classes. To verify data efficiency, we fix $C = 128$, vary the fraction f_1 of training data from 10% to 50%, and compute the test Acc of Transformer and AMFormer, reported in Fig. 1b. We omit XGBoost due to its uncompetitive performance. When varying f_1 , the Acc of both approaches increases with the increment of f_1 as expected. Moreover, we observe consistently better relative improvement with less fraction of training data, *e.g.*, +40% with $f_1 \leq 30\%$ vs. the baseline +26%. Indeed, AMFormer trained with 40% data is almost on par with Transformer on all data.

To verify generalization, we also fix $C = 128$, manually turn half of the classes to minority classes by only reserving a fraction f_2 of training data, and compute the test Acc of Transformer and AMFormer on minority classes, reported in Fig. 1c. Note that training data on rest classes and test data remain unfiltered. Similarly, we observe consistently better performance, in both absolute Acc or relative improvement, by AMFormer for minority classes.

From the above empirical evaluation, we believe that explicitly integrating arithmetic feature interaction is necessary for deep tabular learning.

4 Methodology

We now present the technical details of our AMFormer. The framework overview is given in Fig. 2, which closely resembles the classic Transformer architecture except for the Arithmetic Block. With d denoting the dimensionality of hidden states, AMFormer initiates the process by transforming raw features into representative embeddings, *i.e.*, applying a 1-in- d -out linear layer for numerical features and a d -dimensional embedding lookup table for categorical features. Subsequently, these initial embeddings are processed through L sequential layers, which serve to augment them with vital context and interactive elements. Within each of these layers, an arithmetic block that executes parallel additive and multiplicative attention is adopted to deliberately foster arithmetic feature interactions. Residual connections and feed-forward networks are reserved to facilitate the flow of gradients and augment feature representation. Finally, AMFormer employs either a classification or a regression head to generate the final output based on these enriched embeddings. The key components in the arithmetic block include parallel attention and prompt tokens, which we will further discuss in the following.

4.1 Parallel Attention

The parallel attention is responsible for facilitating arithmetic feature interaction in AMFormer. The fundamental concept involves harnessing two parallel attention streams, each dedicated to computing either additive or multiplicative interaction candidates based on input feature embeddings. These computed candidates are subsequently concatenated and undergo further integration through a fully-connected

(FC) layer. Consequently, the outputs of the FC layer can represent diverse combinations of input features achieved through arithmetic operations.

Formally, let N denote the number of input features in a specific layer $l \in \{1, \dots, L\}$ and $X \in \mathbb{R}^{N \times d}$ the corresponding feature embedding matrix. As the layers in AMFormer are structurally identical, differing only in their parameters, we forego mentioning the layer index for ease of notation. Recall that the classic attention (Vaswani et al. 2017) is inherently additive. We therefore derive log-scaled embeddings in the multiplicative stream (Trask et al. 2018):

$$X_{log} = \log(\text{ReLU}(X) + \epsilon), \quad (2)$$

where ϵ prevents $\log 0$. Classic attention in the log space, combined with an exponential operator, is then capable of learning multiplicative interaction.

We next elaborate on the shared attention part of the two streams, which aims to prepare useful additive and multiplicative feature interaction for the prediction task. Taking the additive stream for instance, we first generate the query $Q = XW^Q$, key $K = XW^K$, and value $V = XW^V$ embeddings with input embeddings X and trainable parameters $W^{Q/K/V} \in \mathbb{R}^{d \times d}$. The product QK^T gives the affinity between input features and could be understood as the likelihood of yielding meaningful interaction in our case. The output by the additive stream, calculated as the weighted sum of value embeddings according to the normalized product:

$$O^A = \text{softmax}\left(\frac{QK^T}{\sqrt{d}}\right)V \in \mathbb{R}^{N \times d}, \quad (3)$$

enriches each input feature with vital interactive information from other features and, hence, could be regarded as additive interaction candidates.

The above soft attention establishes a connection between every pair of features, while the interaction on tabular data is mostly sparse (Agarwal et al. 2021; Radenovic, Dubey, and Mahajan 2022). Inspired, we further revise Eq. (3) into hard attention. That is, we retrieve and retain the top- k highest entries in each row of QK^T while masking other entries with a large negative constant, *i.e.*, becoming 0 after softmax. As such, each feature could only interact with k features and it suffices to choose a small integer for hyperparameter k , being independent with the number N of input features, to ensure sparse interaction.

Similarly, we could obtain the multiplicative stream output $O^M \in \mathbb{R}^{N \times d}$ by using the log-scaled X_{log} , another set of trainable parameters, and an additional exponential operator. The central idea of our AMFormer is to provide complete arithmetic ability in every single layer. To achieve the goal, we further concatenate the two outputs O^A and O^M and apply an FC layer along the candidate dimension:

$$O = \text{FC}(\text{VConcat}([O^A, O^M])^T)^T. \quad (4)$$

Note that $\text{VConcat}([O^A, O^M])$ performs vertical concatenation, resulting in a shape of $2N \times d$, FC is a fully-connected layer that also decreases the number of dimension from $2N$ to N , and the two transposition operators assure the fusion of interaction candidates. To summarize, the parallel attention in the arithmetic block first extracts additive

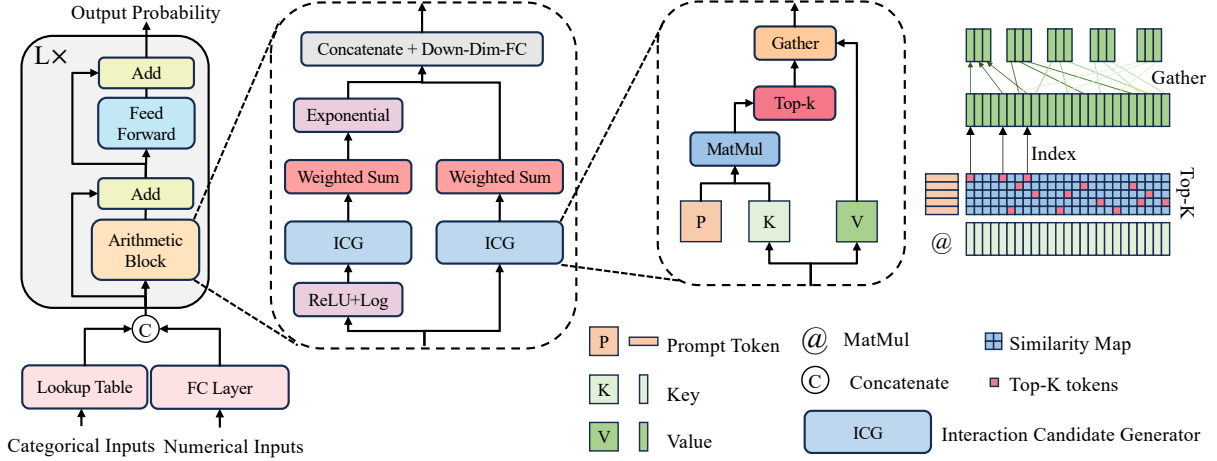


Figure 2: The overview of AMFormer. L is the layer number.

and multiplicative interaction candidates independently, and the candidates are subsequently mixed to facilitate complete arithmetic feature interaction in a single layer of AMFormer.

4.2 Optimization with Prompt Tokens

The architecture described by far potentially faces a couple of practical challenges. Initially, the self-attention mechanism has a complexity that grows quadratically with the number of features, specifically $O(N^2d)$, resulting in inefficiencies in time and memory for large feature sets (Yang et al. 2023b,a). Additionally, tabular datasets often exhibit interaction patterns that are data-invariant, *e.g.*, those relating to domain patterns, while the current purely data-reliant architecture has trouble capturing them. To tackle the two issues, we have incorporated an optimization strategy that utilizes prompt tokens within AMFormer.

The main idea is to substitute the data-dependent query matrix Q with a set of trainable prompt token embeddings, represented as a parameter matrix $P \in \mathbb{R}^{N_p \times d}$. Each of these prompt tokens is designed to facilitate the creation of valuable additive or multiplicative interactions among features, considering up to k features at a time. The quantity N_p of prompt tokens could be much less than the overall number of features on large datasets. Consequently, the time and memory complexities associated with AMFormer become linear relative to the number N of input features, thus enhancing the model’s capability to handle extensive datasets. Additionally, this approach enables AMFormer to inherently learn and establish patterns of feature interaction that are consistent across different samples. The strategic use of prompt tokens in conjunction with the top-k selection also allows AMFormer to disregard immaterial correlations in the data. This not only helps in preventing overfitting but also improves the model’s resilience against data noise (Cheng et al. 2023; Qian et al. 2023).

In practice, we recommend fixing $N_p = N$ for datasets with a few hundred features. In cases of larger datasets, it is suggested to start with N_p at 256 or 512 and then reduce this number by half for each ensuing layer.

5 Experiments

In this section, we further evaluate our AMFormer in real-world scenarios. Using four datasets, we conduct extensive experiments to evaluate: (i) the overall effectiveness of AMFormer compared with other competitive methods, (ii) the rationale of each building component in AMFormer, (iii) the impacts of the prompt-based optimization in effectiveness and scalability, and (iv) the sensitivity to key parameters.

5.1 Experimental Setup

Datasets. We choose four real-world datasets for evaluation.

- **EP** (Epsilon) is a simulated physics dataset from (PASCAL 2008), which uses 2,000 normalized numerical features for binary classification.
- **HC** (Home Credit Default Risk) uses both numerical and categorical features to predict clients’ binary repayment abilities, with a ratio of around 1:10 for positive to negative samples (Anna Montoya and Kotek 2018).
- **CO** (Covtype) is a multi-classification dataset that utilizes surrounding characteristics to predict types of trees growing in an area (Rossi and Ahmed 2015).
- **MI** (MSLR-WEB10K) is a learn-to-rank dataset for query-URL relevance ranking (Qin and Liu 2013). It contains 136 numerical features and relevance scores are drawn from $\{0, 1, 2, 3, 4\}$.

We adopt the same learning tasks, *i.e.*, binary/multi-classification and regression, and metrics, *i.e.*, accuracy (Acc), area under the ROC curve (AUC), and mean square error (MSE), as previous studies. Table 1 summarizes the statistics and evaluation settings of these datasets. We normalize the numerical features to have zero mean and unit variance before feeding into models.

Baselines. We compare AMFormer to a variety of baseline methods, including the competitive tree ensemble method XGBoost (Chen and Guestrin 2016), differentiable tree model NODE (Popov, Morozov, and Babenko 2020), transformer-based approaches AutoInt (Song et al. 2019)

Dataset	Task type	Metric	# Train	# Valid	# Test	# Num. features	# Cate. features
EP	binary classification	Acc	320,000	80,000	100,000	2,000	/
HC	binary classification	AUC	200,496	45,512	61,503	104	16
CO	multi-classification	Acc	371,847	92,962	116,203	54	/
MI	regression	MSE	72,3412	235,259	24,1521	136	/

Table 1: Dataset statistics and evaluation settings.

Dataset	XGBoost	NODE	DCN-V2	DCAP	AutoInt	FT-Trans.	AMF-A	AMF-F
EP \uparrow	87.32 (8)	89.60 (3)	88.22 (7)	89.24 (4)	88.48 (6)	89.05 (5)	89.71 (2)	89.83 (1)
HC \uparrow	74.59 (7)	74.93 (6)	72.34 (8)	<u>75.63</u> (2)	75.01 (5)	75.07 (4)	<u>75.57</u> (3)	75.67 (1)
CO \uparrow	96.72 (3)	92.31 (7)	90.78 (8)	96.21 (5)	92.40 (6)	96.60 (4)	97.36 (1)	97.26 (2)
MI \downarrow	0.5642 (3)	0.5644 (4)	0.6043 (8)	0.5753 (6)	0.5864 (7)	0.5717 (5)	<u>0.5606</u> (2)	0.5557 (1)
Rank \pm std	5.3 \pm 2.6	5.0 \pm 1.8	7.8 \pm 0.5	4.3 \pm 1.7	6.0 \pm 0.8	4.5 \pm 0.6	2.0 \pm 0.8	1.3 \pm 0.5

Table 2: Performance comparison of AMFormer and known methods. The numbers inside parentheses are the ranks of performance. The **best** and second-best results are highlighted.

and FT-Transformer (Gorishniy et al. 2021), and the recent deep cross nets DCN-V2 (Wang et al. 2021a) and DCAP (Chen et al. 2021). Our AMFormer is a general deep tabular learning module and we plug it into FT-Transformer and AutoInt, leading to two variants AMF-A and AMF-F for comparison, respectively.

Implementation. All tested models are implemented with PyTorch v1.12 (Paszke et al. 2019). We use the recommended model parameters in the original papers for baseline methods and those of XGBoost follow (Gorishniy et al. 2021). Notably, AutoInt and FT-Transformer use a dimensionality of 32 and 192 for embeddings, respectively, which are inherited in AMF-A and AMF-F. We adopt Adam with betas=(0.9, 0.999) and eps=1e-8 for optimization. The learning rate first linearly increases to 1e-3 in the first 1k steps and then decays by 90% every 20k steps by default, except for the HC data with an initial 1e-4 and 4k decaying steps. The default batch size is 512, which reduces to 32 for transformer-based methods on the EP data due to GPU-memory limitation. We report the detailed hyper-parameters of all methods in the supplement. All tests are conducted on a machine with 104 Intel(R) Xeon(R) Platinum 8269CY CPUs and an NVIDIA Tesla A100-SXM-40GB.

We next present our findings.

5.2 Comparison with Known Methods

In the first set of tests, we evaluate the overall effectiveness of our approach by comparing its variants with the considered baselines. The metrics on the test set are presented in Table 2 and we conclude the following.

First, DCN-V2 performs the worst compared with other tested approaches. Note that it utilizes MLP to capture high-order feature interaction, which turns out to be less effective for tabular data. AutoInt only preserves the multi-head self-attention while dropping the feed-forward net and residual connection from its transformer architecture, and its effectiveness remains not competitive either. Inspired, we keep these operators in our AMFormer.

For the rest baselines, we observe inconsistent performance across different datasets. The top-performing meth-

ods are diverse, *e.g.*, XGBoost on CO and MI, NODE on EP, and DCAP on HC. This result has somehow demonstrated the challenge of identifying a unified modeling bias for tabular data analysis. Overall, we find that DCAP and FT-Transformer are the best among these baselines according to the average performance rank on all datasets. Both approaches are based on the transformer architecture, indicating its potential for deep tabular learning. However, it is worth noting that none of the deep models could outperform XGBoost on all datasets.

Finally, the two variants of AMFormer are consistently better than the six tested baselines on the four datasets, except for AMF-A on the HC data where it slightly underperforms compared to DCAP. This implies that AMFormer consistently enhances the performance of the two backbone models on all datasets. Specifically, in classification tasks, AMFormer improves the accuracy or AUC of AutoInt and FT-transformer by at least 0.5%, with improvements of up to 1.23% and 4.96% observed on the EP and CO data for AutoInt. In regression tasks, the MSE of the two backbone models decreases by more than 0.016. The effectiveness and stability of AMFormer result in significantly better performance rankings for AMF-A and AMF-F compared to all existing approaches, marking a significant milestone for deep learning on tabular data. From our perspective, we believe that AMFormer effectively addresses the question of whether deep learning is necessary for tabular data.

5.3 Ablation Study

We next conduct an ablation study to evaluate the impacts of the building component within our AMFormer, *i.e.*, the additive attention, the multiplicative attention, and the prompt-based optimization. Similarly, we consider two backbone models and evaluate the test metrics by using different combinations of the components on the EP and MI datasets. Note that EP has the largest number of features and MI is the only regression dataset. The results are reported in Table 3 and we find the following.

First, we find that multiplicative interaction is important, and using multiplicative attention alone could obtain better

Backbone	Add.	Multi.	Prompt	EP \uparrow	MI \downarrow
AutoInt	✓	-	-	88.48	0.5864
	✓	-	✓	89.61	0.5638
	-	✓	-	89.53	0.5748
	-	✓	✓	89.65	0.5631
	✓	✓	-	89.55	0.5639
	✓	✓	✓	89.71	0.5606
FT-Trans.	✓	-	-	89.05	0.5717
	✓	-	✓	89.80	0.5633
	-	✓	-	50.05	0.5624
	-	✓	✓	50.05	0.5605
	✓	✓	-	89.58	0.5585
	✓	✓	✓	89.83	0.5557

Table 3: Results of ablation study on EP and MI.

Method	Prompt	Train (hr)	GFLOPS	GPU-M
AutoInt	-	16.81	7.2	33 GB
FT-Trans	-	19.64	9.7	34 GB
AMF-A	-	25.77	12.3	36 GB
AMF-F	-	20.88	11.3	38 GB
AMF-A	✓	2.93	1.3	17 GB
AMF-F	✓	3.11	0.7	18 GB
AMF-A %	✓	11.37%	10.45%	51.51%
AMF-F %	✓	14.89%	6.16%	52.94%

Table 4: Scalability evaluation of prompt-based optimization

results than using classic additive attention alone in three of the four testing cases (row 1 vs. row 3), except for using FT-Transformer as the base model on EP. Moreover, using parallel additive and multiplicative attention consistently improves the effectiveness in all scenarios (row 5 vs. 1&3), indicating the usefulness of arithmetic feature interaction for tabular data analysis. In addition, our prompt-based optimization also leads to consistent performance improvement (rows 1&3&5 vs. 2&4&6, respectively). This is because prompts could stabilize the interaction patterns which do not vary with examples and this is very important for tabular data. Moreover, when dealing with a large number of features, a small number of prompts could reduce irrelevant interactions in redundant features.

The complexity of attention has always been a very efficiency-critical part. With an $\mathcal{O}(N^2)$ complexity to the number N of tokens/features, the computational cost will increase quadratically with the increase of token number, and the attention map will also occupy a lot of GPU memory during training. From Table 4 we find that the overall training time for FT-Transformer and AutoInt exceeds 15 hours. For our AMFormer without prompts, the training time even exceeds 20 hours. Our AMFormer incorporates the additional multiplicative attention, which requires more FLOPs and results in longer training time. After applying the prompt optimization to limit feature interaction, our AMFormer reduces computational resource by approximately 90% and 94% and achieves approximately 7 times faster training speed, *i.e.*, only around 3 hours of training time. Moreover, with the same batchsize, our AMFormer needs only 17 GB GPU-

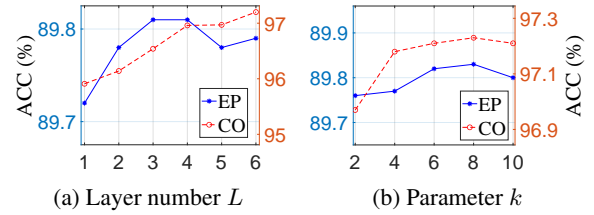


Figure 3: Impacts of layer number L and parameter k .

N_P	32	64	128	256	512	1024
EP	89.75	89.79	89.77	<u>89.81</u>	89.83	89.76

Table 5: Impact of the number N_P of prompt tokens.

memory while its counterparts take up at least 33 GB GPU-memory. Less memory usage makes it possible to train and employ our AMFormer on less-powerful devices.

5.4 Parameter Sensitivity

Finally, we evaluate the parameter sensitivity of AMFormer. To examine the impact of L , we vary L from 1 to 6, fix the other parameters to their default values, and test the Acc results on the EP and CO dataset, as shown in Fig. 3a. When increasing L , the Acc first increases and then decreases on EP while it continues increasing on CO. The best Acc is attained at $L = 3$ for EP and $L = 6$ for CO. Note that the accuracy metric on the CO dataset starts to plateau at $L = 4$. Overall, we believe that approximately $3 \sim 4$ layers are sufficient for feature extraction.

When dealing with large datasets, we set the number of prompt tokens as N_P in the first layer, and then reduce this number by half for each subsequent layer. As shown in Table 5, on the large EP data, a small N_P (< 256) results in slightly worse performance caused by insufficient learning, while the performance tends to saturate around 256. However, increasing N_P further leads to a decrease in performance, because large N_P tends to cause redundancy and overfitting. Although 512 tokens exhibit better performance than 256, the trade-off between performance and efficiency makes 256 a balanced choice.

We further present the sensitivity results of parameter k , *i.e.*, top- k , for forming feature interaction. The results on EP and CO are shown in Fig. 3b, from which we find that the Acc increases first from 2 to 8 and then decreases slightly. Overall, large k is more suitable for AMFormer. This is because the impacts of less relevant features are decreased by the affinity weights. However, there is a risk of overfitting in practical training and larger k can then have a negative impact. We thus recommend $k = 8$ by default.

6 Conclusion

This paper studied the effective inductive bias of deep models on tabular data. We hypothesized that arithmetic feature interaction is necessary for tabular deep learning and integrated this idea in the transformer architecture to derive AMFormer. We verified the effectiveness of AMFormer on

both synthetic and real-world data. The results of our synthetic data demonstrated its better capacity for fine-grained tabular data modeling, data efficiency in training, and generalization. Moreover, extensive experiments on real-world data further confirmed its consistent effectiveness, the rationale behind each building block, and the scalability to handle large-scale data. We thus believe that AMFormer has established a strong inductive bias for deep tabular learning.

Acknowledgments

This research was partially supported by National Natural Science Foundation of China under grants No. 62106218 and No. 62132017, Zhejiang Key R&D Program of China under grant No. 2023C03053.

References

- Agarwal, R.; Melnick, L.; Frosst, N.; Zhang, X.; Lengerich, B. J.; Caruana, R.; and Hinton, G. E. 2021. Neural Additive Models: Interpretable Machine Learning with Neural Nets. In *Advances in Neural Information Processing Systems*, 4699–4711.
- Anna Montoya, K., inversion; and Kotek, M. 2018. Home Credit Default Risk. url: <https://kaggle.com/competitions/home-credit-default-risk>.
- Beltagy, I.; Peters, M. E.; and Cohan, A. 2020. Longformer: The Long-Document Transformer. *CoRR*, abs/2004.05150.
- Bishop, C. M. 2006. *Pattern Recognition and Machine Learning (Information Science and Statistics)*. Berlin, Heidelberg: Springer-Verlag. ISBN 0387310738.
- Chen, J.; Liao, K.; Fang, Y.; Chen, D. Z.; and Wu, J. 2023a. TabCaps: A Capsule Neural Network for Tabular Data Classification with BoW Routing. In *The Eleventh International Conference on Learning Representations, ICLR 2023, Kigali, Rwanda, May 1-5, 2023*. OpenReview.net.
- Chen, J.; Liao, K.; Wan, Y.; Chen, D. Z.; and Wu, J. 2022. DANets: Deep Abstract Networks for Tabular Data Classification and Regression. In *Thirty-Sixth AAAI Conference on Artificial Intelligence, AAAI 2022, Thirty-Fourth Conference on Innovative Applications of Artificial Intelligence, IAAI 2022, The Twelfth Symposium on Educational Advances in Artificial Intelligence, EAAI 2022 Virtual Event, February 22 - March 1, 2022*, 3930–3938. AAAI Press.
- Chen, J.; Yan, J.; Chen, D. Z.; and Wu, J. 2023b. ExcelFormer: A Neural Network Surpassing GBDTs on Tabular Data. *CoRR*, abs/2301.02819.
- Chen, T.; and Guestrin, C. 2016. XGBoost: A Scalable Tree Boosting System. In *Proceedings of the 22nd ACM SIGKDD International Conference on Knowledge Discovery and Data Mining*, 785–794. ACM.
- Chen, Z.; Zhong, F.; Chen, Z.; Zhang, X.; Pless, R.; and Cheng, X. 2021. DCAP: Deep Cross Attentional Product Network for User Response Prediction. In *The 30th ACM International Conference on Information and Knowledge Management*, 221–230. ACM.
- Cheng, H.; Koc, L.; Harmsen, J.; Shaked, T.; Chandra, T.; Aradhye, H.; Anderson, G.; Corrado, G.; Chai, W.; Ispir, M.; Anil, R.; Haque, Z.; Hong, L.; Jain, V.; Liu, X.; and Shah, H. 2016. Wide & Deep Learning for Recommender Systems. In *Proceedings of the 1st Workshop on Deep Learning for Recommender Systems*, 7–10. ACM.
- Cheng, M.; Gao, Y.; Liu, G.; Jin, H.; and Zhang, X. 2022. EasyRec: An easy-to-use, extendable and efficient framework for building industrial recommendation systems. *ArXiv*, abs/2209.12766.
- Cheng, Y.; Ying, H.; Hu, R.; Wang, J.; Zheng, W.; Zhang, X.; Chen, D.; and Wu, J. 2023. Robust Image Ordinal Regression with Controllable Image Generation. In *Proceedings of the Thirty-Second International Joint Conference on Artificial Intelligence, IJCAI-23*, 627–635.
- Child, R.; Gray, S.; Radford, A.; and Sutskever, I. 2019. Generating Long Sequences with Sparse Transformers. *CoRR*, abs/1904.10509.
- Dosovitskiy, A.; Beyer, L.; Kolesnikov, A.; Weissenborn, D.; Zhai, X.; Unterthiner, T.; Dehghani, M.; Minderer, M.; Heigold, G.; Gelly, S.; Uszkoreit, J.; and Houlsby, N. 2020. An Image is Worth 16x16 Words: Transformers for Image Recognition at Scale. *CoRR*, abs/2010.11929.
- Enouen, J.; and Liu, Y. 2022. Sparse Interaction Additive Networks via Feature Interaction Detection and Sparse Selection. In *NeurIPS*.
- Goldberger, A. L.; Amaral, L. A. N.; Glass, L.; Hausdorff, J. M.; Ivanov, P. C.; Mark, R. G.; Mietus, J. E.; Moody, G. B.; Peng, C.-K.; and Stanley, H. E. 2000. PhysioBank, PhysioToolkit, and PhysioNet: Components of a New Research Resource for Complex Physiologic Signals. *Circulation*, 101(23): e215–e220. *Circulation Electronic Pages*: <http://circ.ahajournals.org/content/101/23/e215.full> PMID:1085218; doi: 10.1161/01.CIR.101.23.e215.
- Gorishniy, Y.; Rubachev, I.; Khrulkov, V.; and Babenko, A. 2021. Revisiting Deep Learning Models for Tabular Data. In *Advances in Neural Information Processing Systems*, 18932–18943.
- Guo, H.; Tang, R.; Ye, Y.; Li, Z.; and He, X. 2017. DeepFM: A Factorization-Machine based Neural Network for CTR Prediction. In *Proceedings of the Twenty-Sixth International Joint Conference on Artificial Intelligence*, 1725–1731. *ijcai.org*.
- Harper, F. M.; and Konstan, J. A. 2016. The MovieLens Datasets: History and Context. *ACM Trans. Interact. Intell. Syst.*, 5(4): 19:1–19:19.
- Hastie, T. J.; and Tibshirani, R. J. 1986. Generalized Additive Models. *Statistical Science*, 1(3): 297–310.
- Johnson, A. E. W.; Pollard, T. J.; Shen, L.; Wei, H. Lehman, L.; Feng, M.; Ghassemi, M. M.; Moody, B.; Szolovits, P.; Celi, L. A.; and Mark, R. G. 2016. MIMIC-III, a freely accessible critical care database. *Scientific Data*, 3.
- Kadra, A.; Lindauer, M.; Hutter, F.; and Grabocka, J. 2021. Well-tuned Simple Nets Excel on Tabular Datasets. In *Advances in Neural Information Processing Systems*, 23928–23941.
- Katzir, L.; Elidan, G.; and El-Yaniv, R. 2021. Net-DNF: Effective Deep Modeling of Tabular Data. In *9th International*

- Conference on Learning Representations, ICLR. OpenReview.net.
- Ke, G.; Meng, Q.; Finley, T.; Wang, T.; Chen, W.; Ma, W.; Ye, Q.; and Liu, T. 2017. LightGBM: A Highly Efficient Gradient Boosting Decision Tree. In *Advances in Neural Information Processing Systems*, 3146–3154.
- Lian, J.; Zhou, X.; Zhang, F.; Chen, Z.; Xie, X.; and Sun, G. 2018. xDeepFM: Combining Explicit and Implicit Feature Interactions for Recommender Systems. In *Proceedings of the 24th ACM SIGKDD International Conference on Knowledge Discovery & Data Mining*, 1754–1763. ACM.
- Lou, Y.; Caruana, R.; and Gehrke, J. 2012. Intelligible Models for Classification and Regression. In *Proceedings of the 18th ACM SIGKDD International Conference on Knowledge Discovery and Data Mining*, KDD '12, 150–158.
- Lou, Y.; Caruana, R.; Gehrke, J.; and Hooker, G. 2013. Accurate Intelligible Models with Pairwise Interactions. In *Proceedings of the 19th ACM SIGKDD International Conference on Knowledge Discovery and Data Mining*, KDD '13, 623–631.
- Micci-Barreca, D. 2001. A Preprocessing Scheme for High-Cardinality Categorical Attributes in Classification and Prediction Problems. *SIGKDD Explor.*, 3(1): 27–32.
- Moro, S.; Cortez, P.; and Laureano, R. 2011. Using Data Mining for Bank Direct Marketing: An Application of the CRISP-DM Methodology. In *Proceedings of the European Simulation and Modelling Conference*.
- Mortoglou, A.; and Candiloros, H. 2004. The serum triiodothyronine to thyroxine (T3/T4) ratio in various thyroid disorders and after Levothyroxine replacement therapy. *Hormones (Athens, Greece)*, 3(2): 120–126.
- PASCAL. 2008. Epsilon Data. url: <https://www.csie.ntu.edu.tw/~cjlin/libsvmtools/datasets/binary.html#epsilon>.
- Paszke, A.; Gross, S.; Massa, F.; Lerer, A.; Bradbury, J.; Chanan, G.; Killeen, T.; Lin, Z.; Gimelshein, N.; Antiga, L.; Desmaison, A.; Kopf, A.; Yang, E.; DeVito, Z.; Raison, M.; Tejani, A.; Chilamkurthy, S.; Steiner, B.; Fang, L.; Bai, J.; and Chintala, S. 2019. PyTorch: An Imperative Style, High-Performance Deep Learning Library. In *Advances in Neural Information Processing Systems*, 8024–8035. Curran Associates, Inc.
- Popov, S.; Morozov, S.; and Babenko, A. 2020. Neural Oblivious Decision Ensembles for Deep Learning on Tabular Data. In *8th International Conference on Learning Representations, ICLR*. OpenReview.net.
- Prokhorenkova, L. O.; Gusev, G.; Vorobev, A.; Dorogush, A. V.; and Gulin, A. 2018. CatBoost: unbiased boosting with categorical features. In *Advances in Neural Information Processing Systems*, 6639–6649.
- Qian, S.; Ying, H.; Hu, R.; Zhou, J.; Chen, J.; Chen, D. Z.; and Wu, J. 2023. Robust Training of Graph Neural Networks via Noise Governance. In *Proceedings of the Sixteenth ACM International Conference on Web Search and Data Mining*, 607–615.
- Qin, T.; and Liu, T. 2013. Introducing LETOR 4.0 Datasets. *CoRR*, abs/1306.2597.
- Qin, Z.; Yan, L.; Zhuang, H.; Tay, Y.; Pasumarthi, R. K.; Wang, X.; Bendersky, M.; and Najork, M. 2021. Are Neural Rankers still Outperformed by Gradient Boosted Decision Trees? In *9th International Conference on Learning Representations, ICLR*. OpenReview.net.
- Radenovic, F.; Dubey, A.; and Mahajan, D. 2022. Neural Basis Models for Interpretability. In *NeurIPS*.
- Rendle, S. 2010. Factorization Machines. In *The 10th IEEE International Conference on Data Mining*, 995–1000. IEEE Computer Society.
- Rossi, R. A.; and Ahmed, N. K. 2015. The Network Data Repository with Interactive Graph Analytics and Visualization. In *Proceedings of the Twenty-Ninth AAAI Conference on Artificial Intelligence*, 4292–4293. AAAI Press.
- Shen, Z.; Zhang, M.; Zhao, H.; Yi, S.; and Li, H. 2021. Efficient Attention: Attention with Linear Complexities. In *IEEE Winter Conference on Applications of Computer Vision*, 3530–3538. IEEE.
- Song, W.; Shi, C.; Xiao, Z.; Duan, Z.; Xu, Y.; Zhang, M.; and Tang, J. 2019. AutoInt: Automatic Feature Interaction Learning via Self-Attentive Neural Networks. In *Proceedings of the 28th ACM International Conference on Information and Knowledge Management*, 1161–1170. ACM.
- Trask, A.; Hill, F.; Reed, S. E.; Rae, J.; Dyer, C.; and Blunsom, P. 2018. Neural Arithmetic Logic Units. In *Advances in Neural Information Processing Systems*, volume 31.
- Vaswani, A.; Shazeer, N.; Parmar, N.; Uszkoreit, J.; Jones, L.; Gomez, A. N.; Kaiser, L.; and Polosukhin, I. 2017. Attention is All you Need. In *Advances in Neural Information Processing Systems*, 5998–6008.
- Wang, R.; Shivanna, R.; Cheng, D. Z.; Jain, S.; Lin, D.; Hong, L.; and Chi, E. H. 2021a. DCN V2: Improved Deep & Cross Network and Practical Lessons for Web-scale Learning to Rank Systems. In *The Web Conference*, 1785–1797. ACM / IW3C2.
- Wang, S.; Li, B. Z.; Khabsa, M.; Fang, H.; and Ma, H. 2020. Linformer: Self-Attention with Linear Complexity. *CoRR*, abs/2006.04768.
- Wang, W.; Xie, E.; Li, X.; Fan, D.; Song, K.; Liang, D.; Lu, T.; Luo, P.; and Shao, L. 2021b. Pyramid Vision Transformer: A Versatile Backbone for Dense Prediction without Convolutions. In *2021 IEEE/CVF International Conference on Computer Vision*, 548–558. IEEE.
- Yan, J.; Chen, J.; Wu, Y.; Chen, D. Z.; and Wu, J. 2023. T2G-FORMER: Organizing Tabular Features into Relation Graphs Promotes Heterogeneous Feature Interaction. In Williams, B.; Chen, Y.; and Neville, J., eds., *Thirty-Seventh AAAI Conference on Artificial Intelligence, AAAI 2023, Thirty-Fifth Conference on Innovative Applications of Artificial Intelligence, IAAI 2023, Thirteenth Symposium on Educational Advances in Artificial Intelligence, EAAI 2023, Washington, DC, USA, February 7-14, 2023*, 10720–10728. AAAI Press.
- Yang, Y.; Sun, Z.; Zhu, H.; Fu, Y.; Zhou, Y.; Xiong, H.; and Yang, J. 2023a. Learning Adaptive Embedding Considering Incremental Class. *IEEE Trans. Knowl. Data Eng.*, 35(3): 2736–2749.

Yang, Y.; Zhou, D.; Zhan, D.; Xiong, H.; Jiang, Y.; and Yang, J. 2023b. Cost-Effective Incremental Deep Model: Matching Model Capacity With the Least Sampling. *IEEE Trans. Knowl. Data Eng.*, 35(4): 3575–3588.

Yu, Y.; Buchanan, S.; Pai, D.; Chu, T.; Wu, Z.; Tong, S.; Haeffele, B. D.; and Ma, Y. 2023. White-Box Transformers via Sparse Rate Reduction. *CoRR*, abs/2306.01129.

Yuan, G.-X.; Ho, C.-H.; and Lin, C.-J. 2011. An Improved GLMNET for L1-Regularized Logistic Regression. In *Proceedings of the 17th ACM SIGKDD International Conference on Knowledge Discovery and Data Mining*, 33–41.

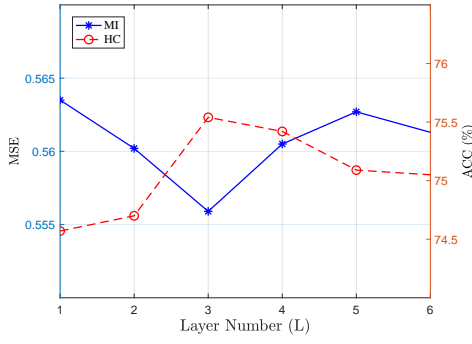


Figure 4: Impact of layer number L on MI and HC.

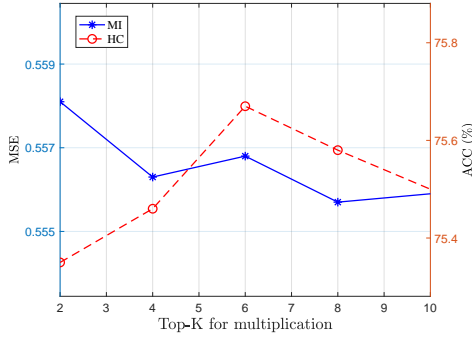


Figure 5: Parameter K on MI and HC.

Appendix A: Extra Results on Parameter Sensitivity

We also investigate the effect of the parameter L on the MI and HC datasets, while keeping the default settings for other parameters. The MSE (\downarrow) and ACC (\uparrow) results are illustrated in Fig. 4. Similar to the performance on the EP and CO datasets, as the number of layers increases, the overall performance of our AMFormer initially improves and then starts to decline. The optimal performance is achieved on both datasets when $L = 3$.

Considering the results obtained from all four datasets, it can be concluded that $L = 3$ is a parameter that universally applies across different datasets.

With the optimal number of layers L , we further explore the impact of different values of K on these two datasets. As depicted in Fig. 5, the ACC on the HC dataset demonstrates a rapid increase before $K = 6$ followed by a slight decline, while the MSE on the MI dataset continues to decrease and stabilizes after $K = 8$. These findings suggest that a larger value of K can enhance the performance of our AMFormer, but increasing K beyond a certain threshold may lead to a slight decline in performance.

Appendix B: Default Settings for Each Method

In this section, we provide the implementation details for all models. We utilize the official implementation for NODE¹,

¹<https://github.com/Qwicen/node>

dimension	1024
# Layer	2
choice-function	entmax15
bin-function	entmoid15

Table 6: Default Settings for NODE.

# Layers	3
dimension	32 for AutoInt, 192 otherwise
heads	8
FF-dropout	0.1
Attention-dropout	0.2

Table 7: Default Settings for Transformer-based methods, *i.e.*, FT-Transformer, DCAP and AutoInt.

layer-num	2
embedding-size	16
dnn-hidden-units	(562, 562, 562)
init-std	0.0001
l2-reg	0.00001
drop-rate	0.5

Table 8: Default Settings for DCN-V2.

booster	"gbtree"
early-stopping-rounds	50
n-estimators	2000

Table 9: Default Settings for XGBoost.

which uses the default hyper-parameter settings presented in Table 6. As shown Table 7, Transformer-based methods share most of the hyper-parameters, except for the feature dimension. AutoInt uses a feature dimension of 32, while FT-Transformer and DCAP use a feature dimension of 192. The hyper-parameters for DCN-V2 are listed in Table 8. It should be noted that the embedding feature within DCN-V2 is calculated as the sum of the number of numerical features and the product of the number of categorical features and the embedding size. Additionally, the default hyperparameter settings for XGBoost can be found in Table 9.