
INViT: A Generalizable Routing Problem Solver with Invariant Nested View Transformer

Han Fang¹ Zhihao Song¹ Paul Weng² Yutong Ban¹

Abstract

Recently, deep reinforcement learning has shown promising results for learning fast heuristics to solve routing problems. Meanwhile, most of the solvers suffer from generalizing to an unseen distribution or distributions with different scales. To address this issue, we propose a novel architecture, called **Invariant Nested View Transformer (INViT)**, which is designed to enforce a nested design together with invariant views inside the encoders to promote the generalizability of the learned solver. It applies a modified policy gradient algorithm enhanced with data augmentations. We demonstrate that the proposed INViT achieves a dominant generalization performance on both TSP and CVRP problems with various distributions and different problem scales. Code is available at <https://github.com/Kasumigaoka-Utah/INViT>.

1. Introduction

Among all combinatorial optimization problems, routing problems, such as traveling salesman problem (TSP) or vehicle routing problem (VRP), are arguably among the most studied thanks to their wide application range, such as logistics (Madani et al., 2021), electronic design automation (Alkaya & Duman, 2013), or bioinformatics (Matai et al., 2010). Due to their NP-hard nature, exact algorithms are impracticable for solving large-scale instances, which has motivated the active development of approximate heuristic methods. Although state-of-the-art (SOTA) heuristic methods, such as LKH3 (Helsgaun, 2009; 2017) or HGS (Vidal, 2022), have been designed to provide high-quality solutions for large routing problem instances with higher efficiency, the computational costs remain prohibitively high.

¹Joint Institute of Michigan, Shanghai Jiao Tong University, Shanghai, China ²Duke Kunshan University, Jiangsu, China. Correspondence to: Paul Weng <paul.weng@dukekunshan.edu.cn>, Yutong Ban <yban@sjtu.edu.cn>.

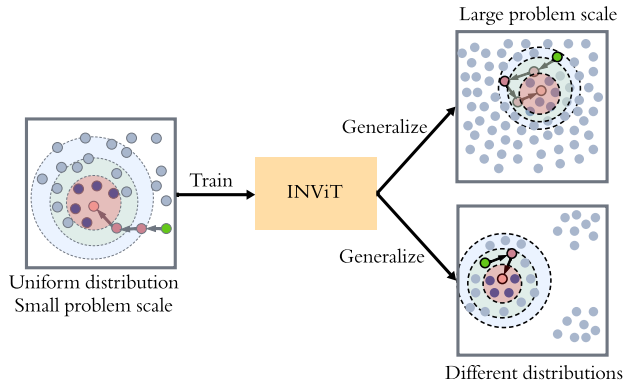


Figure 1. Our method INViT aggregates node information from multiple nested local views (marked as colored discs). Trained on small instances following uniform distributions, INViT can generalize to instances with larger sizes or/and different distributions.

To obtain faster heuristics, researchers have started to actively explore the exploitation of deep learning, and especially deep reinforcement learning (DRL), either (1) to learn to construct (Kool et al., 2019; Jin et al., 2023), in which case the learned solver generates a solution step by step, or (2) to learn to search (da Costa et al., 2021; Fu et al., 2021; Min et al., 2023; Falkner & Schmidt-Thieme, 2023), in which case the learned solver guides a local search method. In this paper, we focus on neural constructive methods, which usually enjoy faster inference while still reaching good performance compared with learn-to-search methods.

While constructive solvers demonstrate promising results, the existing DRL-based models generally lack robust generalization abilities, as also previously noted by Joshi et al. (2022). Indeed, those models are usually trained on fixed-scale (e.g., small) instances drawn from a fixed (e.g., uniform) probability distribution, but, once trained, they are incapable of generating satisfactory solutions on new instances of larger scales (i.e., cross-size generalization) or drawn from a different distribution (i.e., cross-distribution generalization). While one may think of training on more diverse instances (larger scales or drawn from more diverse distributions) to address this generalization issue, this comes with an increased computational cost, which may be com-

the author(s).

pletely impractical for huge instances. Moreover, after deployment, new instances with larger scales or drawn from unseen distributions may always happen.

In this paper, our objective is to develop a constructive (a.k.a. *autoregressive*) solver with strong generalization capabilities, ensuring stable performance irrespective of distribution or scale, while also maintaining low time and memory complexity. To that aim, we analyze previous models and identify two main sources for the generalization issue: *embedding aliasing* and *interference from irrelevant nodes*. The first source describes the situation where trained neural models fail to distinguish nodes in higher-density regions of a routing problem instance, as this usually happens when increasing instance sizes or when drawing from a non-uniform distribution. The second source happens in particular in Transformer-based models where the self-attention weights take into account all the nodes, even the farthest ones, which are usually not relevant when constructing a solution. As a countermeasure against these two phenomena, we propose the removal of nodes far from the last visited one in both the action and state spaces, which we justify by careful statistical analyses of optimal solutions in routing problems.

Motivated by our previous observations, we propose **Invariant Nested View Transformer (INVIT)**, which combines graph sparsification and invariance, to address the generalization issue (see Figure 1). More specifically, INVIT is a Transformer-based architecture that processes multiple nested local views centered around the last visited node, where the smallest view only includes the most promising candidate actions, while the other larger views provide the most relevant state information for action selection.

Our contributions can be summarized as follows:

- We identify two factors explaining the generalization issue observed in most previous DRL-based methods: embedding aliasing and interference from irrelevant nodes. By analyzing some statistical properties of optimal solutions of routing problems, we motivate the reduction of the state and action spaces.
- We design a novel Transformer-based architecture that takes invariant nested views of a routing problem instance. Its architecture is justified by our previous observations and statistical analyses.
- We demonstrate on different datasets that the proposed architecture outperforms the current SOTA methods in terms of generalization on both TSP and CVRP.

2. Related Work

Recently, research investigating the application of deep learning and DRL to solve combinatorial optimization prob-

lems has become very active, exploring both local search and constructive methods. For space reasons, we focus our discussion on the most related work for neural constructive methods. In this literature, both novel architectures and novel DRL training algorithms have been proposed. Our work mainly contributes in the first direction.

Architectures. Initial work in this direction proposed and studied various architectures, such as Pointer Network (Vinyals et al., 2015), Attention Model (Kool et al., 2019), and Graph Neural Network (GNN) (Joshi et al., 2019). Apart from the latter one based on supervised learning, most studies consider reinforcement learning (RL), usually resorting to the simple REINFORCE algorithm (Williams, 1992). To the best of our knowledge, S2V-DQN (Khalil et al., 2017), a sequence-to-vector architecture, trained by DQN (Mnih et al., 2013), is the first method to explicitly consider cross-size generalization.

The Attention Model (Kool et al., 2019) is based on the Transformer architecture (Vaswani et al., 2017). Given its generic nature and its promising performance, recent work has focused on improving its architecture. For instance, PointerFormer (Jin et al., 2023) develops a multi-pointer network to achieve better performance. MVGCL (Jiang et al., 2023) combines a GNN encoder followed by an attention-based encoder, where the former is trained by contrastive learning to leverage graph information for cross-distribution generalization. LEHD (Luo et al., 2023) designs a heavy decoder to dynamically capture node features of varying input sizes for cross-size generalization. ELG¹ proposed very recently (Gao et al., 2023), is an ensemble model comprised of a global policy and local policies, whose outputs are aggregated with a pre-fixed rule. The local policies, utilizing k-nearest neighbors (k-NN) promote cross-size generalizability.

While ELG and our architecture share some superficial similarities (e.g., use of k-NN to create local views), there are some key differences, which make our proposition superior in terms of generalization performance. For instance, our method learns to aggregate the local views in the embedding space. This directly tackles embedding aliasing, which is further reduced by considering nested local views in our method. In addition, our architecture does not include a global view, since the use of a global encoder may be detrimental to the overall performance, as suggested by our statistical analysis (see Section 3.2).

Training Algorithms. Most work applies standard RL algorithms, but some recent propositions specifically aim at improving the training (and also inference) algorithm.

¹As a preprint on arXiv at the time of our submission, ELG refers to ELG-v1.

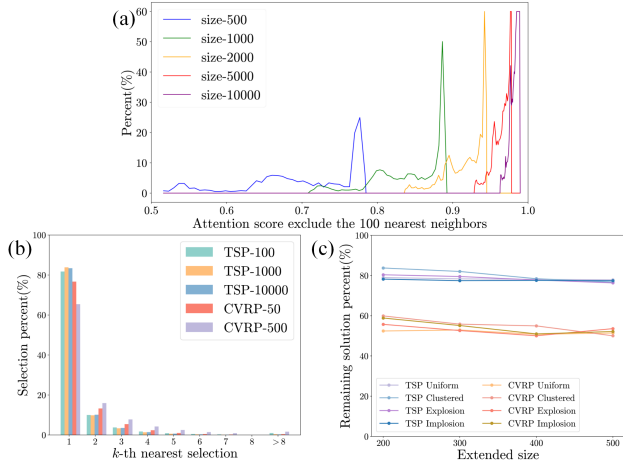


Figure 2. Preliminary findings. (a) The histogram of attention score for farther nodes in attention-based encoders (trained on TSP/CVRP 100). (b) The histogram of the optimal solution in k -th nearest neighbors for different k . (c) The percentage overlap of optimal solutions between the original and augmented instances.

For instance, POMO (Kwon et al., 2020) includes a generic technique, which can significantly enhance the performance of neural solvers with minimal additional costs: it generates multiple solutions by considering shifted starting nodes or by applying invariant transformations to input instances. Like other recent works (Jin et al., 2023; Gao et al., 2023), we also apply this simple but effective idea.

Regarding the generalization issue, some works aim at improving cross-size generalization, e.g., using meta RL (Qiu et al., 2022), exploiting equivariance and local search (Ouyang et al., 2021a;b) or developing combinatorial problems as bisimulation quotiented Markov Decision Process (Drakulic et al., 2023). Others focus on cross-distribution generalization, e.g., using a specifically-designed new loss (Jiang et al., 2022) or via knowledge distillation (Bi et al., 2022). Recently, Omni-TSP/VRP (Zhou et al., 2023), inspired by the meta-RL approach proposed by Qiu et al. (2022), tackles both cross-size and cross-distribution generalization, as we do in our work. The latter work is therefore a good SOTA baseline to compare with our proposition.

3. Background and Motivation

Before introducing the motivation of INViT, we first recall the basic formulation of routing problems and the common mechanism of autoregressive solvers. Then based on our preliminary experiments, we point out the potential problems on generalization of the autoregressive solvers and propose some initial ideas to address those problems.

3.1. Autoregressive Solvers for Routing Problems

Euclidean Routing Problem. Assume we are given a Euclidean Routing Problem instance x with a graph \mathcal{G}

and a set of constraints. The graph \mathcal{G} is composed of a node set $\mathcal{C} = \{c_1, c_2, \dots, c_n\}$ and an edge set \mathcal{E} contains all connections between nodes. A feasible solution F_x is an index sequence (f_1, \dots, f_ℓ) of length ℓ that satisfies all the constraints. Basically, each node c_i has a coordinate $(c_i^1, c_i^2) \in [0, 1]^2$. The cost is defined by $D_x(F_x) = d(c_{f_\ell}, c_{f_1}) + \sum_{t=1}^{\ell-1} d(c_{f_t}, c_{f_{t+1}})$, where d is the Euclidean distance. Our goal is to find a feasible solution that minimizes the cost function. The constraints vary according to the specific Routing Problem. For TSP, the only constraint is that the agent has to visit all the nodes exactly once. For VRP, an extra set of variable, demands, is introduced to constrain the behavior of the agent. Each node c_i has a demand z_i to fulfill and the agent has a fixed capacity R . A depot node c_0 is introduced for the agent to replenish when it runs out of its capacity. In Capacitated VRP (CVRP), the agent is constrained to visit nodes except depot strictly once.

Autoregressive Solvers. Such a solver starts from an initial node, and repeatedly selects the next node to visit, until it outputs a feasible solution. Regarding this process as a Markov decision process (MDP), at time step t , a state s_t consists of a partial solution $(c_{f_1}, \dots, c_{f_t})$ and a remaining graph $\mathcal{G}_t = (\mathcal{C}_t, \mathcal{E}_t)$. As noticed by Kool et al. (2019), the stateful partial solution can be reduced to the first visited node/depot and the last visited node (c_{f_1}, c_{f_t}) . A solver calculates a probability $p_\theta(a_t|s_t)$ for each action a_t (i.e., node to be visited at time t) given the observable state s_t . By the chain rule, the joint probability of a feasible solution is given by:

$$p_\theta(F_x|x) = \prod_{t=1}^{\ell} p_\theta(a_t|s_t). \quad (1)$$

The REINFORCE (Williams, 1992) algorithm can train an autoregressive solver using gradient $\nabla_\theta \mathcal{L}(\pi_\theta)$ defined by:

$$\mathbb{E}_{p_\theta} \left[(D_x(F_x) - b(x)) \nabla_\theta \log \prod_{t=1}^{\ell} p_\theta(a_t|s_t) \right], \quad (2)$$

where $b(x)$ represents a baseline performance.

3.2. Generalization Issue in Embedding Space

To design an autoregressive solver that can generalize well both in the cross-size and cross-distribution settings, we first identify two shortcomings of current neural solvers trained on small scale and uniform distributed instances: *embedding aliasing* and *interference from irrelevant nodes*.

Embedding Aliasing. Recall that (deep) neural networks are simply Lipschitz functions (Virmaux & Scaman, 2018). Let h denotes the encoder layer of a neural solver trained

on uniformly-distributed instances in the unit square, with size bounded by n . Then, h would satisfy the following Lipschitz inequality:

$$\|h(c_i) - h(c_j)\| \leq L \|c_i - c_j\|, \quad \forall c_i, c_j \in \mathcal{C} \quad (3)$$

where $L > 0$ is the Lipschitz constant.

After training, encoder h should be able to usually distinguish nodes whose expected minimum pairwise distance in the unit square is $O(1/n)$. However, when considering a new uniformly-distributed instance whose size N is larger than n , encoder h would have to distinguish nodes whose expected minimum pairwise distance is $O(1/N) < O(1/n)$. Because of the Lipschitz inequality, there will be necessarily a size N such that the embeddings produced by encoder h will be mixed up, leading to incorrect action choices by the neural solver.

We call this phenomenon embedding aliasing, which provides one partial explanation to the generalization issues observed in existing neural solvers. Note that embedding aliasing can also occur when considering different distributions. Indeed, a non-uniform distribution will necessarily generate some regions that contain densely packed nodes.

Interference from Irrelevant Nodes. The second issue mostly impacts attention-based solvers that process the complete graph directly. Recall that one attention layer computes the following embeddings:

$$E = \text{Softmax} \left(\frac{QK^\top}{\sqrt{d_K}} \right) V. \quad (4)$$

where Q, K, V correspond to query, key and value. For node c_j , its impact on the embedding of node c_i is given by the attention score between Q_i and K_j . After training, the encoder may learn to assign lower attention scores to irrelevant nodes (i.e., far away nodes in routing problems), however, the cumulative impact of those irrelevant nodes becomes non-negligible as the instance size increases, as illustrated in Figure 2 (a), which shows the empirical distribution of the sum of attention scores after excluding the 100 closest neighbors for a given model trained on instance size 100. Mechanically, the contribution of those irrelevant nodes may impact the new embeddings, further amplifying the embedding aliasing issue.

3.3. Preliminary Findings

The previous observations suggest to control the number of nodes given as inputs of a neural solver. Interestingly, both the action and state spaces could be reduced.

Action Space. While theoretically, the action space should contain all nodes that satisfy the constraints of a problem

(e.g., unvisited node in TSP or unvisited node whose demand is less than the current capacity in CVRP). In practice, only the closest nodes need to be considered, as justified by Figure 2 (b), which shows the distribution of the rank in terms of nearest neighbors for any node in an optimal solution both in random TSP and CVRP with different scales. This observation, which is quite natural since an optimal solution minimizes a sum of distances, indicates that we can reduce our action space to a smaller subset, composed of the closest neighbors of the last visited node within the original action space (e.g., 8-NN can include >98% of optimal choices).

State Space. While the action space can be narrowed down, the action choice can still depend on eliminated nodes. Indeed, they could provide useful information regarding the future impact. To simulate node elimination, we instead add randomly-distributed nodes outside the unit square for different random instances. Figure 2 (c) measures the percentage of edges that appear both in the optimal solutions of the initial random instances and in those of the augmented instances. These results indicate that the eliminated actions have a relatively limited impact on the optimal choices for TSP. In CVRP, the impact is larger, due to the capacity constraint, which can result in larger changes of the optimal solution. However, since the effects are not as pronounced as for the action space and because of the two issues described in Section 3.2, a state space reduction with several nested sets may be beneficial.

4. Method

We present Invariant Nested View Transformer (INViT). We address the problems in Section 3.2 by implementing the observations in Section 3.3 into the model design.

4.1. Invariant Nested View Transformer

The overall architecture and the autoregressive workflow are shown in Figure 3. INViT incorporates a collection of nested-view encoders to embed the node features and maintains invariant views irrespective of the distribution and scale. According to Section 3.2, we define a set of neighbors of the last visited node as potential candidate set \mathbb{A}^p , which corresponds to the smallest view in Figure 3. It’s noteworthy that in VRP, the depot is typically considered as a candidate, since the agent is only prohibited from revisiting the depot when it is currently located there.

Nested View Encoders. As illustrated in Section 3.2, the complete graph assumption allows farther nodes to have an exaggerated impact on the embeddings. To tackle this issue, one simple approach is to perform sparsification on the graph. Calculating a sparse graph for a static graph is

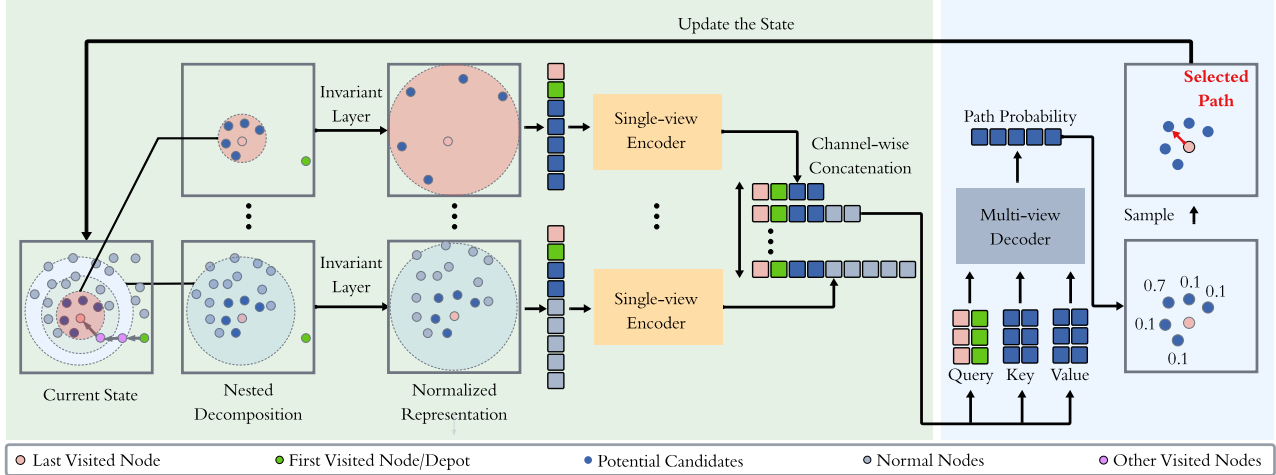


Figure 3. The overall architecture of INViT. The input state is extracted into multiple nested views, consisting of neighborhood nodes around the last visited node. Nodes located in the smallest view are potential candidates, and other nodes located in the view are called normal nodes. Each nested view is processed by a single-view encoder to obtain the embeddings for each node. Embeddings are then concatenated channel-wisely across different views. The decoder takes the embeddings of the last visited node and the first visited node (or depot) as the query, and the embeddings of the potential candidates as the key and the value. Lastly, the model samples a node to visit by the output probabilities. It updates the partial tour in an autoregressive manner until a complete tour is constructed.

a feasible task. However, taking into account the dynamic nature of the routing problem, computing a dynamically sparse graph during the inference procedure becomes a computationally expensive task. Hence, we present a nested view encoder design to tackle this issue by sparsifying the graph into subgraphs, each composed of different numbers of neighbors. As the k -nearest neighbor (k -NN) algorithm can offer stable neighbors and operate in a batch manner, we employ it to perform graph sparsification. By eliminating the nodes which are not in neighbors with different k , multiple subgraphs are produced. After proceeding with the invariant layer, each parallel single-view encoder would receive a distinct invariant subgraph and output the embeddings under different graph-contexts. The nested view design enables INViT to integrate the embedding with different correlations, emphasizing the correlations between highly related nodes while preserving some correlations between less related nodes.

Invariant Layer. As shown in Section 3.2, most of the encoders struggle to distinguish close nodes when the distance between nodes becomes sufficiently small. It is another key factor that hurts the generalization capability of attention-based encoders. Therefore, to overcome the problem, we designed a layer called *Invariant Layer*. The *Invariant Layer* consists of two steps: normalization and projection. The normalization could be formulated as follows:

$$\hat{c}_i^m = \frac{c_i^m - \min_{j \in \mathbb{N}} c_j^m}{\max_{m \in \{1,2\}} \max_{i,j \in \mathbb{N}} |c_i^m - c_j^m|}. \quad (5)$$

As shown in Figure 3, in addition to the potential candidate set \mathbb{A}^P and the last visited node, the subgraph also includes the first visited node (or depot), the impact of which cannot be neglected. However, it is possible the first visited node (or depot) falls outside the region of the potential candidate set \mathbb{A}^P and the last visited node, potentially compromising the effectiveness of the normalization process. In cases where the first visited node (or depot) cannot be visited, we incorporate a projection step, which could be formulated as

$$\tilde{c}_0^m = \text{clip} \left(\frac{c_0^m - \min_{j \in \mathbb{N}} c_j^m}{\max_{m \in \{1,2\}} \max_{i,j \in \mathbb{N}} |c_i^m - c_j^m|}, 0, 1 \right), \quad (6)$$

where $\text{clip}(u, v, w) = \max(v, \min(u, w))$ projects the out-of-region first visited node (or depot) to the boundary, ensuring an invariant boundary for its coordinate.

Single-view Encoder. Following the nested view design, multiple independent encoders are constructed to embed node features for different subgraphs. Once processed by the *invariant layer*, the subgraph is then input to the respective *single-view encoder*. The *single-view encoder* is composed of an initial linear layer and several encoder blocks consisting of Multi-Head Attention modules and Feed Forward layers (Vaswani et al., 2017). To note that, the encoder does not use the positional encoding module, as the order of the input sequence is irrelevant to the Routing Problem. In alignment with the design of the invariant layer, which encompasses normalization and projection on different nodes, distinct initial linear layers are applied to capture node fea-

tures. For each input subgraph, its node embeddings are produced by the corresponding *single-view encoder*.

Multi-view Decoder. INViT aggregates multiple single-view embeddings by a channel-wise concatenation then inputs to a *multi-view decoder* after processing subgraphs by parallel single-view encoders. As mentioned previously, each subgraph shares a common intersection of nodes, which is the potential candidate set \mathbb{A}^p , the last visited nodes, and the first visited nodes (or depot). Discarding all the embeddings for those nodes outside this intersection, we can construct multi-view embeddings by channel-wisely concatenating single-view embeddings. The embeddings of the last visited node and the first visited node (or depot) are input as the query for the *decoder*, while the other embeddings of potential candidates serve as the key and the value in the *decoder*. The final output probability is the attention weight of the last layer, which could be formulated as

$$\pi_t(a) = \begin{cases} \text{Softmax} \left(C \cdot \tanh \left(\frac{Q \cdot K^T}{\sqrt{d_K}} \right) \right), & a \in \mathbb{A}^p \\ 0, & \text{Otherwise} \end{cases} \quad (7)$$

where C is a positive constant. With the probability map, the next node could be sampled, and the entire model operates in an autoregressive manner.

4.2. Algorithm

Training Stage. To train INViT, we apply a REINFORCE-based algorithm integrated with data augmentation. Initially, two identical models are initialized with training parameter θ and baseline parameter θ^{BL} . At the training stage, random instances are generated for training. For each training instance x_i , a set of augmented instances $\mathcal{X}_i = \{x_{i,j}\}_{j=1}^{\omega}$ is generated using the augmentation function, which includes rotation, reflection, and normalization. Leveraging the idea of Kwon et al. (2020), we also introduce variation in the starting point for each augmented instance. According to Equation (2), the loss is computed based on the model performance and baseline performance. Following Kool et al. (2019), the baseline tour is determined using the baseline model with a greedy rollout, while the model tour is computed using the training model with a random sampling strategy. The performance is then calculated as follows:

$$\begin{aligned} b(x_i) &= \mathbb{E}_{x \in \mathcal{X}_i} [D_x(F_x(\mu_{\theta^{\text{BL}}}))], \\ D_{x_i}(F_{x_i}) &= \mathbb{E}_{x \in \mathcal{X}_i} [D_x(F_x(\pi_{\theta}))], \end{aligned} \quad (8)$$

where $F_x(\pi)$ denotes the tour of instance x under policy π , and μ is the deterministic policy induced by π .

Test Stage. At the test stage, we also employ data augmentation to enhance the overall performance. In contrast to the training stage, where we aim to use the average performance to increase generalizability on augmented instances,

we only seek the best solution at the test stage. A comparison between the baseline model and training model is conducted at the end of each training epoch. If the training model outperforms the baseline model, its parameters θ^{BL} are substituted using the training parameter θ .

5. Experimental Results

To validate the generalizability of the proposed INViT, we use a series of datasets across various scales and distributions. We also include a comprehensive evaluation of our method, with several SOTA baselines, on our generated datasets and well-known public datasets.

5.1. Experimental Setups

MSVDRP Dataset. We have produced a dataset called Multi-Scale Various-Distribution Routing Problem (MSVDRP) dataset. The dataset contains multiple subsets featuring both cross-distribution and cross-size instances for TSP and CVRP. The data generation process follows Bossek et al. (2019), yielding 16 subsets for TSP, encompassing 4 distributions (uniform, clustered, explosion, and implosion) and 4 scales (TSP-100, TSP-1000, TSP-5000 and TSP-10000). Additionally, 12 subsets for CVRP are generated under the same distributions but at three scales (CVRP-50, CVRP-500, and CVRP-5000). The number of instances for each subset varies according to the scale, with 2000 instances for TSP-100/CVRP-50, 200 instances for TSP-1000/CVRP-500, and 20 instances for TSP-5000/TSP-10000/CVRP-5000.

Public Datasets. Furthermore, we also use public datasets: TSPLIB and CVRPLIB to validate the performance. These instances have diverse problem scales and adhere to real-world distributions. For TSP, we include all symmetric instances in TSPLIB95 (Reinelt, 1991) with nodes represented as Euclidean 2D coordinates, containing 77 instances varying in scale from 51 to 18512. For CVRP, we include all instances in CVRPLIB Set-X by Uchoa et al. (2017), containing 100 instances varying in scale from 100 to 1000.

Evaluation Metrics. For each comparison method, we report the average gap to the (near-)optimal solutions, solved by Gurobi (Gurobi Optimization, LLC, 2023) (for TSP-100), LKH3 (Helsgaun, 2009; 2017) (for TSP-1000, TSP-5000 and TSP-10000), HGS (Vidal, 2022) (for CVRP), or given optimality (for TSPLIB and CVRPLIB). Each gap corresponding to a problem instance x is calculated as follows:

$$\text{gap} = \frac{D_x(F^{\text{model}}) - D_x(F^{\text{opt}})}{D_x(F^{\text{opt}})} \times 100\%, \quad (9)$$

where $D_x(F^{\text{model}})$ represents the length of the model solution, and $D_x(F^{\text{opt}})$ represents the length of the (near-)optimal solutions. Note that LKH3 and HGS may not pro-

Table 1. Performance on TSP problems with different distributions and problem scales. (* denotes imitation learning based methods and the rest are REINFORCE-based methods.)

Distribution	Uniform								Clustered							
Category Measurements	TSP-100		TSP-1000		TSP-5000		TSP-10000		TSP-100		TSP-1000		TSP-5000		TSP-10000	
	gap(%)	time(s)	gap(%)	time(s)	gap(%)	time(s)	gap(%)	time(s)	gap(%)	time(s)	gap(%)	time(s)	gap(%)	time(s)	gap(%)	time(s)
(Near-)Optimality	0.00	23.8m	0.00	16.3h	0.00	2.1h	0.00	1.4d	0.00	34.4m	0.00	16.9h	0.00	4.6h	0.00	1.7d
POMO(NeuriPS-20)	1.29	2.0m	49.57	1.6m	61.81	1.2m	84.99	3.8m	3.89	1.7m	50.36	1.6m	83.46	1.2m	102.50	3.9m
PointerFormer(AAAI-23)	0.43	1.7m	34.29	1.6m	39.61	1.1m	71.85	3.9m	3.96	1.7m	43.89	1.6m	60.18	1.1m	103.70	3.9m
Omni-TSP(ICML-23)	2.55	2.0m	20.25	1.9m	50.30	1.4m	62.56	4.2m	3.62	2.0m	23.13	1.9m	57.74	1.3m	71.47	4.2m
ELG-v1	0.51	3.2m	11.81	3.4m	19.53	1.9m	20.83	10.1m	3.69	3.2m	17.67	3.0m	32.00	1.9m	38.94	10.2m
*LEHD(NeuriPS-23)	0.57	11.5m	2.76	12.0m	15.80	23.6m	24.10	2.7h	4.51	14.9m	13.74	11.8m	35.70	23.9m	54.50	2.7h
*BQ-NCO(NeuriPS-23)	5.90	16.6m	3.91	23.6m	12.70	2.0h	18.78	14.1h	8.86	17.4m	19.17	23.6m	53.72	2.0h	89.40	14.1h
INViT-2V	1.65	3.0m	6.15	3.5m	6.88	1.7m	6.18	7.7m	3.12	2.9m	9.32	3.3m	9.07	1.7m	9.02	7.6m
INViT-3V	0.95	4.2m	5.99	4.8m	6.46	2.2m	6.01	10.3m	2.47	4.0m	8.63	4.8m	8.57	2.2m	8.79	10.5m
Distribution	Explosion								Implosion							
Category Measurements	TSP-100		TSP-1000		TSP-5000		TSP-10000		TSP-100		TSP-1000		TSP-5000		TSP-10000	
	gap(%)	time(s)	gap(%)	time(s)	gap(%)	time(s)	gap(%)	time(s)	gap(%)	time(s)	gap(%)	time(s)	gap(%)	time(s)	gap(%)	time(s)
(Near-)Optimality	0.00	28.3m	0.00	17.5h	0.00	2.0h	0.00	1.4d	0.00	28.7m	0.00	17.5h	0.00	3.5h	0.00	1.4d
POMO(NeuriPS-20)	1.42	1.7m	50.00	1.6m	89.43	1.2m	92.66	3.8m	1.44	1.7m	50.01	1.6m	64.12	1.2m	88.02	3.8m
PointerFormer(AAAI-23)	0.87	1.7m	40.99	1.6m	61.42	1.1m	104.85	3.8m	0.71	1.7m	35.21	1.6m	39.97	1.1m	74.57	3.9m
Omni-TSP(ICML-23)	3.21	2.0m	21.97	1.9m	54.45	1.4m	66.72	4.2m	2.67	2.0m	20.29	1.9m	52.01	1.4m	63.85	4.2m
ELG-v1	0.93	3.5m	15.32	3.0m	33.80	1.9m	35.03	9.8m	0.85	3.2m	12.10	3.1m	19.59	1.9m	21.69	9.8m
*LEHD(NeuriPS-23)	0.68	11.1m	5.99	11.9m	21.34	23.9m	30.66	2.7h	1.17	18.3m	4.25	12.4m	17.67	23.6m	26.46	2.7h
*BQ-NCO(NeuriPS-23)	6.41	18.0m	7.21	23.4m	29.48	2.0h	51.67	14.1h	6.40	16.8m	5.43	23.8m	16.63	2.0h	25.50	14.1h
INViT-2V	1.85	3.1m	9.11	3.5m	9.92	1.7m	9.32	7.6m	1.95	2.9m	6.63	3.4m	7.63	1.7m	6.78	7.6m
INViT-3V	1.12	4.3m	8.57	4.7m	9.43	2.2m	9.05	10.2m	1.21	4.0m	6.35	4.8m	7.41	2.2m	6.21	10.4m

duce exactly optimal solutions, but the comparison between reported gaps can still be guaranteed to be fair due to utilizing the same evaluation instances. We also report the total inference time on each dataset for each neural constructive method.

Comparison Methods. As mentioned in related work, numerous neural constructive works share similar objectives with ours. We choose to compare with representative baseline methods including SOTA methods delineated in Section 2: **REINFORCE-based neural constructive methods**, including POMO (Kwon et al., 2020), Omni-TSP/VRP (Zhou et al., 2023), PointerFormer (Jin et al., 2023), ELG-v1 (Gao et al., 2023) and **imitation learning based neural constructive methods**, including LEHD (Luo et al., 2023), BQ-NCO (Drakulic et al., 2023). The selected comparison methods can show the results in the following aspects: 1) demonstrating the occurrence of generalization issues for neural attention-based solvers and 2) illustrating the impacts of different methods on generalizability improvements.

Experimental Settings. During training, all the models including POMO, PointerFormer, LEHD, BQ-NCO, ELG-v1, and the proposed INViT were trained on TSP/CVRP of size 100 and with uniform distribution, except for Omni-TSP/VRP, which is trained on sizes from 50 to 200 and diverse distributions. For the comparison methods, we use the pre-trained models provided by the authors. For the proposed INViT, the initial learning rate is set to 10^{-4} , with

a weight decay of 0.01. The model is trained for 1.5×10^5 steps, with a batch size of 128, taking about 5 days on both TSP and CVRP. To specify the variants of our model, we use INViT-2V (resp. INViT-3V) to denote the INViT model comprised of two (resp. three) single-view encoders, with k-NN size of 35, 15 (resp. 50, 35, 15). To make the total number of trainable parameters comparable to other baselines, each encoder is designed to have 2 layers. Therefore, INViT-2V (resp. INViT-3V) contains 4 (resp. 6) layers of encoders in total, similar to most of the included baselines.

Evaluations are performed on our MSVDRP dataset and the public datasets. Following Kwon et al. (2020), each method generates multiple solutions for an input instance using greedy rollout. The number of solutions (pomo-size) is limited to 100, in case of memory issues for large-scale datasets. During the evaluation, parallelization is not explored, i.e., each iteration only contains one test instance. All the experiments are performed on the same machine, equipped with a single Intel Core i7-12700 CPU and a single RTX 4090 GPU. More detailed experimental settings can be found in Appendix A.2.

5.2. Performance Analysis

Performances on the MSVDRP Datasets. Table 1 and Table 2 demonstrates the performance on the MSVDRP datasets. It can be observed that POMO and PointerFormer

Table 2. Performance on CVRP problems with different distributions and problem scales. (* denotes imitation learning based methods and the rest are REINFORCE-based methods.)

Distribution	Uniform						Clustered					
Category Measurements	CVRP-50		CVRP-500		CVRP-5000		CVRP-50		CVRP-500		CVRP-5000	
	gap(%)	time(s)	gap(%)	time(s)	gap(%)	time(s)	gap(%)	time(s)	gap(%)	time(s)	gap(%)	time(s)
(Near-)Optimality	0.00	5.1h	0.00	1.1d	0.00	3.3d	0.00	5.7h	0.00	2.3d	0.00	3.3d
POMO(NeurIPS-20)	6.01	1.5m	32.85	1.4m	277.63	1.8m	6.68	1.5m	26.80	1.4m	182.90	1.9m
Omni-VRP(ICML-23)	5.15	1.8m	7.06	1.6m	36.17	2.0m	3.84	1.8m	5.08	1.6m	13.52	1.9m
ELG-v1	3.74	2.5m	7.07	2.4m	11.80	3.4m	4.98	2.9m	6.28	2.4m	15.46	3.5m
*LEHD(NeurIPS-23)	6.72	11.1m	5.84	7.5m	10.59	25.0m	6.52	7.2m	7.29	7.4m	23.65	25.1m
*BQ-NCO(NeurIPS-23)	12.64	10.0m	4.72	10.5m	5.37	2.0h	13.93	10.4m	5.93	11.2m	14.44	2.0h
INViT-2V	3.82	2.6m	8.75	1.9m	6.05	2.8m	3.98	2.3m	8.28	1.8m	6.93	2.8m
INViT-3V	3.04	3.7m	7.89	2.6m	5.32	4.0m	3.12	3.2m	7.68	2.6m	6.09	4.1m
Distribution	Explosion						Implosion					
Category Measurements	CVRP-50		CVRP-500		CVRP-5000		CVRP-50		CVRP-500		CVRP-5000	
	gap(%)	time(s)	gap(%)	time(s)	gap(%)	time(s)	gap(%)	time(s)	gap(%)	time(s)	gap(%)	time(s)
(Near-)Optimality	0.00	5.0h	0.00	2.8d	0.00	3.3d	0.00	5.0h	0.00	2.0d	0.00	3.3d
POMO(NeurIPS-20)	6.39	1.5m	33.91	1.4m	226.27	1.8m	6.30	1.5m	31.45	1.3m	253.96	1.8m
Omni-VRP(ICML-23)	4.95	1.7m	7.02	1.6m	20.58	1.9m	5.09	1.8m	6.56	1.6m	30.62	1.9m
ELG-v1	3.94	2.5m	7.06	2.4m	12.56	3.4m	3.82	2.5m	6.93	2.4m	11.68	3.4m
*LEHD(NeurIPS-23)	6.65	7.0m	6.64	11.4m	18.05	25.3m	7.03	7.1m	7.16	7.4m	19.79	25.0m
*BQ-NCO(NeurIPS-23)	12.96	10.0m	5.79	10.7m	15.06	2.0h	13.41	10.4m	5.28	10.9m	6.60	2.0h
INViT-2V	4.05	2.8m	8.99	1.9m	7.11	2.9m	4.41	2.3m	8.73	1.8m	6.12	2.9m
INViT-3V	3.78	3.8m	8.26	2.7m	6.03	4.2m	3.82	3.5m	7.33	2.6m	5.09	4.2m

have huge gap increases both from TSP-100 (resp. CVRP-100) to TSP-1000/TSP-5000/TSP10000 (resp. CVRP-500/CVRP5000), and from uniform distribution to other distributions, especially to the clustered distributions. This illustrates the existence of generalization issues in the attention-based models.

Following the tables, INViT-3V achieves the best results on all large-scale datasets (TSP-5000 with average gap 7.97%, TSP-10000 with average gap 7.52% and CVRP-5000 with average gap 5.63%), showing its great cross-size generalizability. Except for BQ-NCO on CVRP-5000 instances, other baselines fail to achieve satisfactory performance (average gap $> 10\%$) on these large-scale datasets.

According to the result table, the relative gap increase from uniform distribution to other distributions for INViT-3V for TSP-5000 and TSP-10000 (resp. CVRP-5000) is 31% and 33% (resp. 8%), only worse than 9% and 8% (resp. -40%) by Omni-TSP/VRP. Importantly, our method is only trained on uniform distributions, different from Omni-TSP/VRP. As indicated by the results of POMO, cross-size imposes more generalization difficulties on the model than cross-distribution. We observe that our model also outperforms Omni-TSP/VRP on all large-scale datasets. This indicates that our proposed method enjoys good cross-distribution generalizability while being cross-size generalizable.

It can also be observed that INViT-2V has a similar generalization performance on TSP and CVRP with less inference time. Having an additional single-view encoder, INViT-3V

has a slight improvement in all experiments.

Nevertheless, our method does not outperform the comparison methods on some small-scale datasets (e.g. TSP-100) and most of the medium-scale datasets (e.g. TSP-1000, CVRP-500) while the difference between the performance of INViT-3V and the best baseline on these two datasets are subtle. One possible explanation is that such scales are close to size of training instances. In such cases, embedding aliasing does not fully take effect and interference from irrelevant nodes does not have much negative influence on the embedding. This explanation also corresponds to the fact that our method performs much closer to the best baseline on TSP-1000 (relative gap 10%) than on CVRP-500 (relative gap 43%), since embedding aliasing has a strong effect on size 1000.

Performances on Public Dataset. We group the results of TSPLIB and CVRPLIB Set-X by size in Table 3. A marked star (*) represents the occurrence of out-of-memory issues. Detailed results are displayed in Appendix A.4. As a supplement to the MSVDRP dataset, the conclusion that our method INViT has a strong generalization ability still holds in these public datasets. Meanwhile, our method INViT achieves a comparable performance with comparison methods on small-scale and medium-scale instances, which is better than the comparison on MSVDRP Datasets. This potentially benefits from our strong generalization ability on unseen distributions.

Table 3. Performances on TSPLIB and CVRPLIB problems.

TSPLIB	1 ~ 100	101 ~ 1000	1001 ~ 10000	> 10000
POMO	1.92%	13.49%	60.05%	94.27%
PointerFormer	1.36%	10.63%	30.38%	52.46%
Omni-TSP	1.98%	5.06%	31.53%	82.92%
LEHD	0.64%	3.42%	12.46%	43.61%*
BQ-NCO	8.66%	8.35%	14.50%	45.21%*
ELG-v1	1.15%	7.72%	16.80%	26.73%
INViT-2V	1.84%	4.77%	8.81%	9.54%
INViT-3V	1.14%	4.26%	8.61%	9.11%

CVRPLIB Set-X	100 ~ 200	201 ~ 500	> 500
POMO	9.43%	19.76%	58.82%
Omni-VRP	7.80%	8.18%	11.21%
LEHD	11.75%	9.45%	17.60%
BQ-NCO	13.35%	10.11%	11.18%
ELG-v1	6.77%	8.95%	12.21%
INViT-2V	7.23%	9.58%	10.39%
INViT-3V	6.52%	9.11%	10.21%

5.3. Ablation Study

Table 4. Ablation study on architecture variants.

Variants	TSP-1000	TSP-10000	CVRP-500	CVRP-5000
INViT-2V (Global)	10.90%	15.58%	12.95%	13.45%
INViT-2V (w/o Inv)	26.32%	66.38%	17.32%	20.48%
INViT-2V ($n_{\text{head}} = 4$)	8.10%	8.41%	9.45%	7.35%
INViT-2V ($n_{\text{aug}} = 4$)	8.05%	8.13%	9.12%	7.01%
INViT-2V (w/o Aug)	8.83%	8.93%	9.77%	7.55%
INViT-3V (w/o Aug)	8.05%	8.28%	9.23%	6.76%
INViT-2V (Model-50)	8.95%	9.47%	10.18%	9.00%
INViT-3V (Model-50)	8.34%	8.85%	9.92%	8.55%
INViT-1V	14.87%	15.14%	13.21%	12.10%
INViT-4V	7.35%	7.64%	8.77%	5.87%
INViT-2V	7.80%	8.01%	9.01%	6.76%
INViT-3V	7.69%	7.86%	9.06%	6.01%

We have conducted several ablation experiments to demonstrate the impacts of different model designs. INViT-2V (Global), consists of two single-view encoders, but one of the encoders process the global information without graph sparsification. INViT 2V (w/o Invariance) excludes the invariant layers from INViT. INViT-2V ($n_{\text{head}} = 4$) changes the number of MHA heads to 4 (originally 8). INViT-2V ($n_{\text{aug}} = 4$) changes the number of generated augmented instances to 4 (originally 8). INViT-2V/3V (w/o Aug) removes data augmentation during training procedures. INViT-2V (Model-50) and INViT-3V (Model-50) are trained on TSP-50/CVRP-50 instances. INViT-1V only includes one single-view encoder, and we record the best result for each evaluation from multiple models trained by different k-NN sizes, i.e., 50, 35, 15 included in our INViT-3V. INViT-4V is the extended model composed of four single-view encoders, each with k-NN size of 75, 50, 35, and 15. The results on partial MSVDRP datasets are presented in Table 4. Each reported gap is averaged among all four distributions, so the data can represent performance for both cross-size and cross-distribution.

The experiments show that key components in the proposed architecture: the graph sparsification of all encoders (excluded by INViT-2V (Global)), the invariant transformation (excluded by INViT-2V (w/o Inv)), and the nested view design (excluded by INViT-1V), all impose a positive effect on cross-size generalization. The change of hyperparameters and the removal of data augmentation do not impose significant changes on the performance. It can be concluded that the proposed INViT architecture is robust against different training parameters. Increasing the scale of training instances (from size 50 to size 100) does improve the overall performance, meanwhile, our model still achieves a good performance by training on smaller-scale instances on TSP-50/CVRP-50, which again demonstrates the generalization capability of our model. We observe a marginal improvement led by accumulating single-view encoders, but the simplest implementation (INViT-2V) already enjoys great cross-size and cross-distribution generalizability.

6. Conclusion

We present Invariant Nested View Transformer (INViT), an autoregressive routing problem solver that has strong generalization capabilities on instances with larger scales and different distributions, which only requires training on small-scale uniform instances. Experiments demonstrate that INViT outperforms SOTA autoregressive solvers on large-scale and cross-distribution instances.

Acknowledgments

This work has been supported in part by the program of National Natural Science Foundation of China (No. 62176154) and by Shanghai Magnolia Funding Pujiang Program (No. 23PJ1404400).

Impact Statement

Routing Problems are fundamental in combinatorial optimization problems, given its NP-hard nature and wide application range. Exact algorithms or heuristic methods are computational expensive on large instances, due to its NP-hard nature. Therefore, it is meaningful that we develop an architecture that could train on instances with small scale and uniform distribution but provide near-optimal solutions on instances with large-scale and unseen distributions with limited time and memory complexity. In addition to improving the related machine learning fields, the contribution can be further applied to industries like logistics, electronic design automation or bioinformatics.

References

- Alkaya, A. F. and Duman, E. Application of sequence-dependent traveling salesman problem in printed circuit board assembly. *IEEE Transactions on Components, Packaging and Manufacturing Technology*, 3(6): 1063–1076, 2013. doi: 10.1109/TCPMT.2013.2252429. URL <https://ieeexplore.ieee.org/abstract/document/6504483>.
- Bello, I., Pham, H., Le, Q. V., Norouzi, M., and Bengio, S. Neural combinatorial optimization with reinforcement learning. arXiv, 2017. URL <https://arxiv.org/abs/1611.09940>.
- Bi, J., Ma, Y., Wang, J., Cao, Z., Chen, J., Sun, Y., and Chee, Y. M. Learning generalizable models for vehicle routing problems via knowledge distillation. In Koyejo, S., Mohamed, S., Agarwal, A., Belgrave, D., Cho, K., and Oh, A. (eds.), *Advances in Neural Information Processing Systems*, volume 35, pp. 31226–31238. Curran Associates, Inc., 2022. URL https://proceedings.neurips.cc/paper_files/paper/2022/file/ca70528fb11dc8086c6a623da9f3fee6-Paper-Conference.pdf.
- Bossek, J., Kerschke, P., Neumann, A., Wagner, M., Neumann, F., and Trautmann, H. Evolving diverse tsp instances by means of novel and creative mutation operators. In *Proceedings of the 15th ACM/SIGEVO Conference on Foundations of Genetic Algorithms*, FOGA ’19, pp. 58–71. Association for Computing Machinery, 2019. ISBN 9781450362542. doi: 10.1145/3299904.3340307. URL <https://doi.org/10.1145/3299904.3340307>.
- Choo, J., Kwon, Y.-D., Kim, J., Jae, J., Hottung, A., Tierney, K., and Gwon, Y. Simulation-guided beam search for neural combinatorial optimization. In Koyejo, S., Mohamed, S., Agarwal, A., Belgrave, D., Cho, K., and Oh, A. (eds.), *Advances in Neural Information Processing Systems*, volume 35, pp. 8760–8772. Curran Associates, Inc., 2022. URL https://proceedings.neurips.cc/paper_files/paper/2022/file/39b9b60f0d149eabd1ff2d7c7d5afc4-Paper-Conference.pdf.
- da Costa, P., Rhuggenaath, J., Zhang, Y., Akcay, A., and Kaymak, U. Learning 2-Opt Heuristics for Routing Problems via Deep Reinforcement Learning. *SN Computer Science*, 2(5):388, July 2021. ISSN 2661-8907. doi: 10.1007/s42979-021-00779-2. URL <https://link.springer.com/content/pdf/10.1007/s42979-021-00779-2.pdf>.
- Drakulic, D., Michel, S., Mai, F., Sors, A., and Andreoli, J.-M. Bq-nc0: Bisimulation quotienting for efficient neural combinatorial optimization. In Oh, A., Neumann, T., Globerson, A., Saenko, K., Hardt, M., and Levine, S. (eds.), *Advances in Neural Information Processing Systems*, volume 36, pp. 77416–77429. Curran Associates, Inc., 2023. URL https://proceedings.neurips.cc/paper_files/paper/2023/file/f445ba15f0f05c26e1d24f908ea78d60-Paper-Conference.pdf.
- Falkner, J. K. and Schmidt-Thieme, L. Too big, so fail? – enabling neural construction methods to solve large-scale routing problems. arXiv, 2023. URL <https://arxiv.org/abs/2309.17089>.
- Fu, Z.-H., Qiu, K.-B., and Zha, H. Generalize a small pre-trained model to arbitrarily large tsp instances. In *Proceedings of the AAAI Conference on Artificial Intelligence*, volume 35, pp. 7474–7482, 2021. doi: 10.1609/aaai.v35i8.16916. URL <https://ojs.aaai.org/index.php/AAAI/article/view/16916>.
- Gao, C., Shang, H., Xue, K., Li, D., and Qian, C. Towards generalizable neural solvers for vehicle routing problems via ensemble with transferrable local policy. arXiv, 2023. URL <https://arxiv.org/abs/2308.14104v1>.
- Gurobi Optimization, LLC. Gurobi Optimizer Reference Manual, 2023. URL <https://www.gurobi.com>.
- Helsgaun, K. General k-opt submoves for the Lin–Kernighan TSP heuristic. *Mathematical Programming Computation*, 1(2):119–163, October 2009. ISSN 1867-2957. doi: 10.1007/s12532-009-0004-6. URL <https://link.springer.com/content/pdf/10.1007/s12532-009-0004-6.pdf>.
- Helsgaun, K. An extension of the lin-kernighan-helsgaun tsp solver for constrained traveling salesman and vehicle routing problems. Technical report, Roskilde University, 2017. URL http://www.akira.ruc.dk/~keld/research/LKH-3/LKH-3_REPORT.pdf.
- Hottung, A., Kwon, Y.-D., and Tierney, K. Efficient active search for combinatorial optimization problems. In *International Conference on Learning Representations*, 2022. URL <https://openreview.net/forum?id=nO5caZwFwYu>.
- Hou, Q., Yang, J., Su, Y., Wang, X., and Deng, Y. Generalize learned heuristics to solve large-scale vehicle routing problems in real-time. In *The Eleventh International Conference on Learning Representations*, 2023. URL <https://openreview.net/forum?id=6ZajpxqTlQ>.

- Jiang, Y., Wu, Y., Cao, Z., and Zhang, J. Learning to solve routing problems via distributionally robust optimization. In *Proceedings of the AAAI Conference on Artificial Intelligence*, volume 36, pp. 9786–9794, 2022. doi: 10.1609/aaai.v36i9.21214. URL <https://ojs.aaai.org/index.php/AAAI/article/view/21214>.
- Jiang, Y., Cao, Z., Wu, Y., and Zhang, J. Multi-view graph contrastive learning for solving vehicle routing problems. In Evans, R. J. and Shpitser, I. (eds.), *Proceedings of the Thirty-Ninth Conference on Uncertainty in Artificial Intelligence*, volume 216 of *Proceedings of Machine Learning Research*, pp. 984–994. PMLR, 2023. URL <https://proceedings.mlr.press/v216/jiang23a.html>.
- Jin, Y., Ding, Y., Pan, X., He, K., Zhao, L., Qin, T., Song, L., and Bian, J. Pointerformer: Deep reinforced multi-pointer transformer for the traveling salesman problem. In *Proceedings of the AAAI Conference on Artificial Intelligence*, volume 37, pp. 8132–8140, 2023. doi: 10.1609/aaai.v37i7.25982. URL <https://ojs.aaai.org/index.php/AAAI/article/view/25982>.
- Joshi, C. K., Laurent, T., and Bresson, X. An efficient graph convolutional network technique for the travelling salesman problem. arXiv, 2019. URL <https://arxiv.org/abs/1906.01227>.
- Joshi, C. K., Cappart, Q., Rousseau, L.-M., and Laurent, T. Learning the travelling salesperson problem requires rethinking generalization. *Constraints*, 27(1):70–98, April 2022. ISSN 1572-9354. doi: 10.1007/s10601-022-09327-y. URL <https://doi.org/10.1007/s10601-022-09327-y>.
- Khalil, E., Dai, H., Zhang, Y., Dilkina, B., and Song, L. Learning combinatorial optimization algorithms over graphs. In Guyon, I., Luxburg, U. V., Bengio, S., Wallach, H., Fergus, R., Vishwanathan, S., and Garnett, R. (eds.), *Advances in Neural Information Processing Systems*, volume 30. Curran Associates, Inc., 2017. URL https://proceedings.neurips.cc/paper_files/paper/2017/file/d9896106ca98d3d05b8cbdf4fd8b13a1-Paper.pdf.
- Kool, W., van Hoof, H., and Welling, M. Attention, learn to solve routing problems! In *International Conference on Learning Representations*, 2019. URL <https://openreview.net/forum?id=ByxBFSRqYm>.
- Kwon, Y.-D., Choo, J., Kim, B., Yoon, I., Gwon, Y., and Min, S. Pomo: Policy optimization with multiple optima for reinforcement learning. In Larochelle, H., Ranzato, M., Hadsell, R., Balcan, M., and Lin, H. (eds.), *Advances in Neural Information Processing Systems*, volume 33, pp. 21188–21198. Curran Associates, Inc., 2020. URL https://proceedings.neurips.cc/paper_files/paper/2020/file/f231f2107df69eab0a3862d50018a9b2-Paper.pdf.
- Luo, F., Lin, X., Liu, F., Zhang, Q., and Wang, Z. Neural combinatorial optimization with heavy decoder: Toward large scale generalization. In Oh, A., Neumann, T., Globerson, A., Saenko, K., Hardt, M., and Levine, S. (eds.), *Advances in Neural Information Processing Systems*, volume 36, pp. 8845–8864. Curran Associates, Inc., 2023. URL https://proceedings.neurips.cc/paper_files/paper/2023/file/1c10d0c087c14689628124bbc8fa69f6-Paper-Conference.pdf.
- Ma, Q., Ge, S., He, D., Thaker, D., and Drori, I. Combinatorial optimization by graph pointer networks and hierarchical reinforcement learning. arXiv, 2019. URL <https://arxiv.org/abs/1911.04936>.
- Madani, A., Batta, R., and Karwan, M. The balancing traveling salesman problem: application to warehouse order picking. *TOP*, 29(2):442–469, 2021. ISSN 1863-8279. doi: 10.1007/s11750-020-00557-y. URL <https://doi.org/10.1007/s11750-020-00557-y>.
- Matai, R., Singh, S., and Mittal, M. L. Traveling salesman problem: an overview of applications, formulations, and solution approaches. In Davendra, D. (ed.), *Traveling Salesman Problem, Theory and Applications*, chapter 1. IntechOpen, Rijeka, 2010. doi: 10.5772/12909. URL <https://www.intechopen.com/chapters/12736>.
- Min, Y., Bai, Y., and Gomes, C. P. Unsupervised learning for solving the travelling salesman problem. In *Thirty-seventh Conference on Neural Information Processing Systems*, 2023. URL <https://openreview.net/forum?id=1AEc7aIW20>.
- Mnih, V., Kavukcuoglu, K., Silver, D., Graves, A., Antonoglou, I., Wierstra, D., and Riedmiller, M. Playing atari with deep reinforcement learning. arXiv, 2013. URL <https://arxiv.org/abs/1312.5602>.
- Ouyang, W., Wang, Y., Han, S., Jin, Z., and Weng, P. Improving generalization of deep reinforcement learning-based tsp solvers. In *2021 IEEE Symposium Series on Computational Intelligence (SSCI)*, pp. 01–08, 2021a. doi: 10.1109/SSCI50451.2021.9659970. URL <https://ieeexplore.ieee.org/document/9659970>.
- Ouyang, W., Wang, Y., Weng, P., and Han, S. Generalization in deep rl for tsp problems via equivariance and local search. arXiv, 2021b. URL <https://arxiv.org/abs/2110.03595>.

- Pan, X., Jin, Y., Ding, Y., Feng, M., Zhao, L., Song, L., and Bian, J. H-tsp: Hierarchically solving the large-scale traveling salesman problem. In *Proceedings of the AAAI Conference on Artificial Intelligence*, volume 37, pp. 9345–9353, 2023. doi: 10.1609/aaai.v37i8.26120. URL <https://ojs.aaai.org/index.php/AAAI/article/view/26120>.
- Qiu, R., Sun, Z., and Yang, Y. Dimes: A differentiable meta solver for combinatorial optimization problems. In Koyejo, S., Mohamed, S., Agarwal, A., Belgrave, D., Cho, K., and Oh, A. (eds.), *Advances in Neural Information Processing Systems*, volume 35, pp. 25531–25546. Curran Associates, Inc., 2022. URL https://proceedings.neurips.cc/paper_files/paper/2022/file/a3a7387e49f4de290c23beea2dfcdc75-Paper-Conference.pdf.
- Reinelt, G. TspLib—a traveling salesman problem library. *ORSA journal on computing*, 3(4):376–384, 1991. URL <http://comopt.ifi.uni-heidelberg.de/software/TSPLIB95/>.
- Sun, Z. and Yang, Y. DIFUSCO: Graph-based diffusion solvers for combinatorial optimization. In *Thirty-seventh Conference on Neural Information Processing Systems*, 2023. URL <https://openreview.net/forum?id=JV8Ff01gVV>.
- Uchoa, E., Pecin, D., Pessoa, A., Poggi, M., Vidal, T., and Subramanian, A. New benchmark instances for the capacitated vehicle routing problem. *European Journal of Operational Research*, 257(3):845–858, 2017. URL <https://ideas.repec.org/a/eee/ejores/v257y2017i3p845-858.html>.
- Vaswani, A., Shazeer, N., Parmar, N., Uszkoreit, J., Jones, L., Gomez, A. N., Kaiser, L. u., and Polosukhin, I. Attention is all you need. In Guyon, I., Luxburg, U. V., Bengio, S., Wallach, H., Fergus, R., Vishwanathan, S., and Garnett, R. (eds.), *Advances in Neural Information Processing Systems*, volume 30. Curran Associates, Inc., 2017. URL https://proceedings.neurips.cc/paper_files/paper/2017/file/3f5ee243547de91fbd053c1c4a845aa-Paper.pdf.
- Vidal, T. Hybrid genetic search for the cvrp: Open-source implementation and swap* neighborhood. *Computers & Operations Research*, 140:105643, 2022. ISSN 0305-0548. doi: <https://doi.org/10.1016/j.cor.2021.105643>. URL <https://www.sciencedirect.com/science/article/pii/S030505482100349X>.
- Vinyals, O., Fortunato, M., and Jaitly, N. Pointer networks. In Cortes, C., Lawrence, N., Lee, D., Sugiyama, M., and Garnett, R. (eds.), *Advances in Neural Information Processing Systems*, volume 28. Curran Associates, Inc., 2015. URL https://proceedings.neurips.cc/paper_files/paper/2015/file/29921001f2f04bd3baee84a12e98098f-Paper.pdf.
- Virmaux, A. and Scaman, K. Lipschitz regularity of deep neural networks: analysis and efficient estimation. In Bengio, S., Wallach, H., Larochelle, H., Grauman, K., Cesa-Bianchi, N., and Garnett, R. (eds.), *Advances in Neural Information Processing Systems*, volume 31. Curran Associates, Inc., 2018. URL https://proceedings.neurips.cc/paper_files/paper/2018/file/d54e99a6c03704e95e6965532dec148b-Paper.pdf.
- Williams, R. J. Simple statistical gradient-following algorithms for connectionist reinforcement learning. *Machine Learning*, 8(3):229–256, 1992. ISSN 1573-0565. doi: 10.1007/BF00992696. URL <https://link.springer.com/content/pdf/10.1007/BF00992696.pdf>.
- Xin, L., Song, W., Cao, Z., and Zhang, J. Multi-decoder attention model with embedding glimpse for solving vehicle routing problems. In *Proceedings of the AAAI Conference on Artificial Intelligence*, volume 35, pp. 12042–12049, 2021. doi: 10.1609/aaai.v35i13.17430. URL <https://ojs.aaai.org/index.php/AAAI/article/view/17430>.
- Ye, H., Wang, J., Liang, H., Cao, Z., Li, Y., and Li, F. Glop: Learning global partition and local construction for solving large-scale routing problems in real-time. arXiv, 2023. URL <https://arxiv.org/abs/2312.08224>.
- Zhou, J., Wu, Y., Song, W., Cao, Z., and Zhang, J. Towards omni-generalizable neural methods for vehicle routing problems. In Krause, A., Brunskill, E., Cho, K., Engelhardt, B., Sabato, S., and Scarlett, J. (eds.), *Proceedings of the 40th International Conference on Machine Learning*, volume 202 of *Proceedings of Machine Learning Research*, pp. 42769–42789. PMLR, 2023. URL <https://proceedings.mlr.press/v202/zhou23o.html>.

A. Appendix

A.1. Detailed Analysis

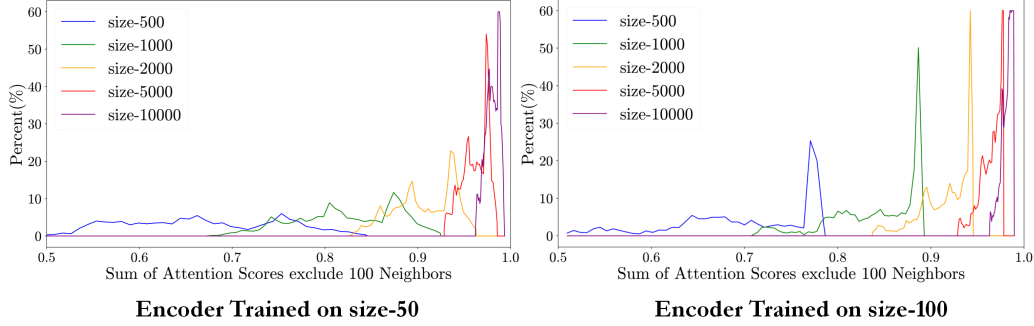


Figure 4. Impact of the nodes outside neighbor groups for the encoder.

Farther Node Impact for Encoder. To plot Figure 4, we train two standard attention-based solvers by uniform instances with scale-50/100, following POMO Kwon et al. (2020). Then we collect its attention scores between each node and calculate the cumulative sum of attention score outside 100 nearest neighbors. Figure 4 demonstrates the cumulative impact of farther nodes on the embedding. It could be seen that with the increasing of scale, the peak of the distribution comes close to 1. This means that neighbors actually have very limited effect on the embedding when encoding the whole graph simultaneously, which is opposite to our other observation.

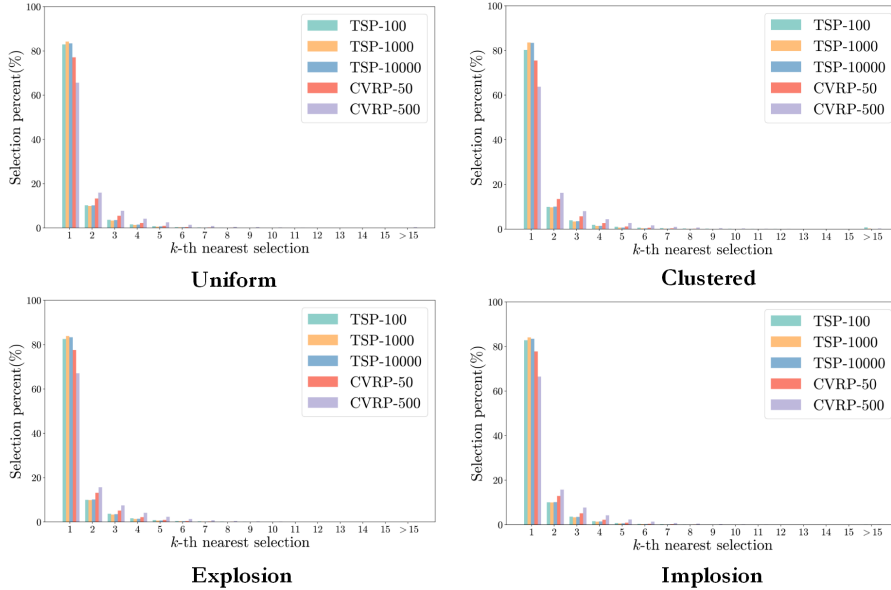


Figure 5. Statistics on the action choice of the optimal solution. It represents the distribution of the rank of the next node to visit from a node in a solution tour among the nearest neighbors of the latter. Best viewed in colors.

K-NN Statistics. According to the cost function of TSP and CVRP, there is a natural tendency that the agent tend to select from the neighbors of the last visited node as its next visited node. However, choosing from the neighbors is not always the best choice, there are cases such that the agent choose the node beyond the neighbors. Therefore, we conduct a statistical analysis on the choice of the optimal tour for both TSP and CVRP under a constructive view. The constructive view represents we emulate the inference procedure of auto-regressive solvers, which travels the tour step by step and only consider feasible actions. As illustrated in Figure 5, for both TSP and CVRP, there is a relatively low probability that the agent would select nodes outside the k -th (i.e., 15) neighbor irrespective of scale and distribution.

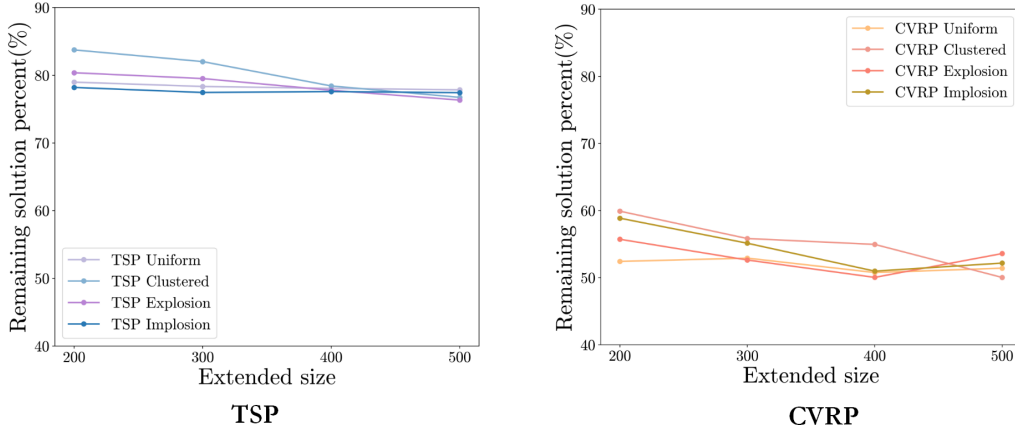


Figure 6. Optimal solution change curve. It represents the empirical solution change from small instances with a size of 100 to a larger size. Best viewed in colors.

Farther Node Impact for Optimal Solution. Though farther nodes might not be chosen as the next visited node, it might still have impact on the choice of the next visited node. Therefore, to further investigate the real impact brought by farther nodes, we have done another statistical analysis on the optimal solutions. We first generate TSP/CVRP instances with different distributions on the unit board and then calculate the optimal tours. Then by adding nodes outside unit board, we get larger perturbed instances and also calculate the optimal tours. Therefore, by calculating the percent of the edges remain from original solutions to the perturbed solutions, we are able to see whether the local behavior of the agent is dramatically changed by the additional nodes outside the unit board, which represents the farther nodes. Figure 6 demonstrates that for TSP, the impact of the farther nodes is quite limited, while the change mainly results from the nodes on the margin of the unit board. For CVRP, the remaining solution percent decreases mainly because the change of the solution on the margin would result in the change of remaining capacity in the tour, which further leads to the change of whole subtour. However, during the inference procedure of autoregressive solvers, since the agent could observe the change of remaining capacity and dynamically adjust the subtour, the farther nodes would have a lower impact than demonstrated in Figure 6.

A.2. Detailed Experimental Settings

The MSVDRP Datasets. In our MSVDRP datasets, we include four different node distributions.

Nodes for uniform distribution are uniformly generated from a $[0, 1]^2$ board.

Nodes for clustered distribution are generated as follows. We first generate N clusters on a $[0, L]$ following a uniform distribution. Each node first selects its center uniformly, with additional Gaussian noise on coordinates with mean $\mu = 1$ and standard deviation $\sigma = 0$. Our datasets include a balanced mixture of data with $N = 3, L = 10$ and $N = 7, L = 50$. For CVRP, the depot is generated uniformly together with the cluster.

Nodes for explosion distribution are first generated as uniform distribution. Then a disc is determined by uniformly selecting a center on the board with a random radius uniformly selected from $[r_{\min}, r_{\max}]$. All nodes inside this disc are mutated outside, following an exponential distribution with rate λ . We choose $r_{\min} = 0.1, r_{\max} = 0.5, \lambda = 10$.

Nodes for implosion distribution are first generated as uniform distribution. Then a disc is determined by uniformly selecting a center on the board with a random radius uniformly selected from $[r_{\min}, r_{\max}]$. All nodes inside this disc are mutated closer to the center, following a multiplier $\lambda \in [1, +\infty)$. The multiplier is determined by a truncated normal distribution with mean $\mu = 1$ and standard deviation $\sigma = 0$. We choose $r_{\min} = 0.1, r_{\max} = 0.5$.

For CVRP following uniform, explosion, and implosion distributions, the depot is generated uniformly together with the nodes; for CVRP following clustered distribution, the depot is generated together with the cluster centers. Additionally, capacity is set to 50, and demands for each node is an integer randomly selected from 1 to 10. All instances are scaled to $[0, 1]^2$ board after generation, which is shown in Figure 7. We refer to [Bossek et al. \(2019\)](#) for more technical details.

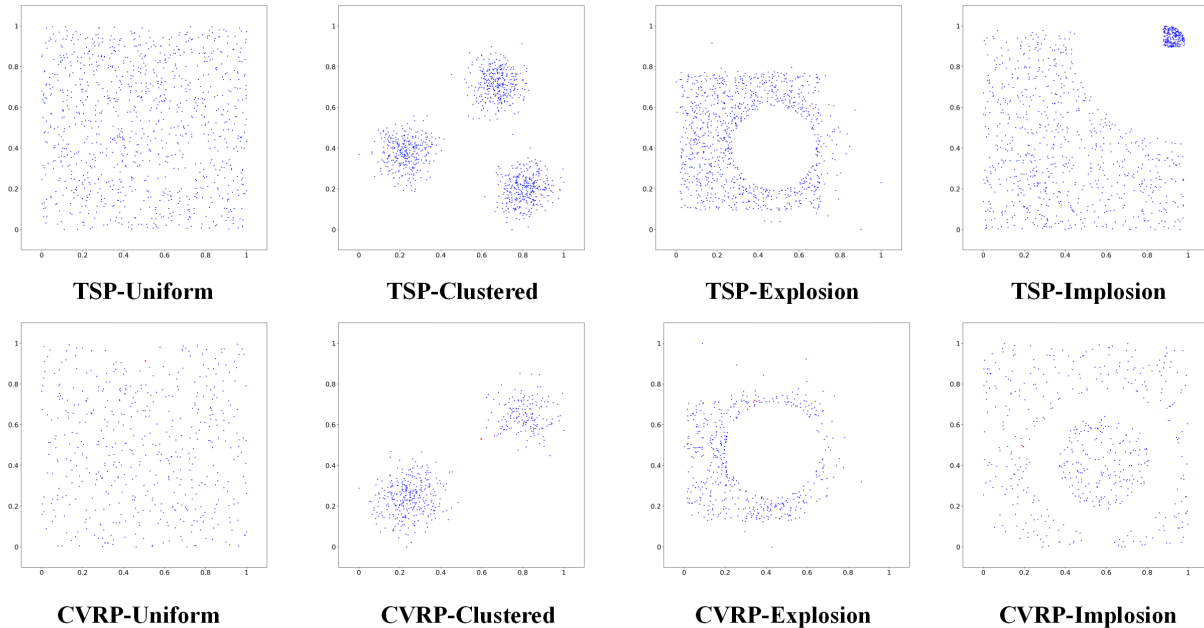


Figure 7. Sample Instances of the MSVDRP Dataset. Each sub-figure represents an instance in the dataset following its specified distribution from TSP1000/CVRP500.

Solutions for Gap Calculation. Noted in Section 5.1, the (near-)optimal solutions for gap calculation are generated by various heuristic algorithms. Their parameters are presented here.

TSP-100 is solved by Gurobi (Gurobi Optimization, LLC, 2023), an exact solver, so the solutions are guaranteed to be truly optimal. However, it fails on the other two large datasets due to unacceptable time consumption. Instead, we use a SOTA heuristic algorithm LKH3 (Helsgaun, 2009; 2017) for TSP-1000 and TSP-10000. By controlling a reasonable time consumption, TSP-1000 is solved by LKH3 with 20000 iterations over 10 runs, whereas TSP-10000 is solved by LKH3 with 20000 iterations over 1 run.

For CVRP, we use a recently developed heuristic algorithm called HGS (Vidal, 2022). CVRP-50 and CVRP-500 are solved by HGS following the default parameters: 20000 iterations. For CVRP-5000 solved by HGS, a 4-hour time limit is set for each instance, tolerating far fewer iterations than 20000. This can partially explain why our method achieves better average gaps on CVRP-5000 datasets than on CVRP-500 datasets. Again, we remark that comparisons among neural constructive methods are practically not affected by the quality of these solutions, so the sub-optimality of these heuristic algorithms is acceptable.

Implementation Settings Details in implementation are presented here, if not included in the main article.

For INVIT, each single-view encoder contains 2 attention layers and the decoder contains 3 attention layers. The number of dimensions for features is 128 and the number of dimensions for feed forward layers is 512. The number of heads for each multi-head attention layer is 8. The default augmentation size is 8 and the default batch size is 64. For the whole training procedure, we train 500 epochs with 300 steps for each epoch. The default learning rate is 10^{-4} .

For all evaluated methods, we keep the Pytorch version 1.12 on Python 3.9. From our evaluations, the changes on Pytorch and Python versions do not cause any incompatibility issues for baseline methods. In addition, the maximum split size of Pytorch GPU memory fragmentation is set to 512MB, to deal with potential memory issues. In a few cases where those baseline methods still face CUDA out-of-memory issues, we reduce the pomu-size (i.e. number of generated solutions) to fit the memory budget of our machine.

As previously mentioned, the pre-trained models from baseline methods are selected according to training size (small size around 100), but there are some more specifications. For ELG-v1 on CVRP, there is no model trained on small-scale instances, so we re-train their model using their source code under a training size of 100, with local size k set to 50, borrowed from their TSP Model-100. For Omni-TSP/CVRP, several models trained by variants of the algorithm are given. We choose the FOMAML (First-Order Model-Agnostic Meta-Learning) version, which gives the best results compared with others in most of the cases.

Each instance, including TSPLIB and CVRPLIB, is scaled to $[0, 1]^2$ before model inference except for PointerFormer. For PointerFormer, the instance is further scaled to $[0.05, 0.95]^2$ (for the MSVDRP dataset) or to $[0.1, 0.9]^2$ (for TSPLIB and CVRPLIB dataset) following their source code. Using the unified input scale in PointerFormer reports unexpected runtime errors due to unknown reasons.

A.3. Additional Discussion on Related Work

This section supplements more discussions on routing problem solvers in the realm of neural constructive methods. We do not include a detailed discussion of these papers in our main article, in that they work in different but compatible directions from ours, and most of them are not considering similar generalization settings to ours.

Advanced Decoding Strategy. Inspired by POMO (Kwon et al., 2020), which generates multiple solutions in decoding steps to improve the model performance, many papers are devoted to exploring advanced decoding strategies to generate improved solutions by previous decoded solutions. This includes papers like AS (Bello et al., 2017), MDAM (Xin et al., 2021), SGBS (Choo et al., 2022), EAS (Hottung et al., 2022), LEHD (Luo et al., 2023), etc. However, these methods make the decoding procedures no longer constructive, but iterative instead, resulting in much longer inference time to have enough solution improvements.

Divide and Conquer. Some papers partition the routing problem instance into multiple small instances and merge the partial solutions. An upper-level model is learned to partition the instance, and a lower-level model/solver is developed to construct partial solutions. This includes papers like H-TSP (Pan et al., 2023), TAM (Hou et al., 2023), GLOP (Ye et al., 2023), etc. However, due to the existence of an upper-level model to segment the full instance, their methods need to include much larger training instances.

Local Search Combination. For TSP, many papers explore a direct combination between neural constructive models and local search algorithms. A popular local search algorithm is the MCTS-framework algorithm (Fu et al., 2021). This includes papers like GPN (Ma et al., 2019) with 2-opt, Att-GCRN (Fu et al., 2021) with MCTS, DIMES (Qiu et al., 2022) with MCTS, DIFFUSCO (Sun & Yang, 2023) with MCTS, etc. Different from learn-to-search methods which interleave the neural network models and the search algorithms, these papers develop constructive models instead and apply local search at the end.

A.4. TSPLIB and CVRPLIB Results

The results for each TSPLIB and CVRPLIB instance of baseline methods and our method are displayed in Table 5 and Table 6 respectively.

Table 5: Detailed Results for all included TSPLIB instances.

Instance	INVIT-2	INVIT-3	BQ-NCO	LEHD	ELG	Omni-TSP	POMO	PointerFormer
eil51	1.64%	1.17%	2.82%	1.64%	0.94%	1.17%	1.41%	0.94%
berlin52	1.41%	0.04%	17.09%	0.04%	0.11%	6.15%	0.04%	0.04%
st70	1.63%	0.89%	2.07%	0.44%	0.44%	1.63%	0.44%	0.44%
pr76	1.28%	1.28%	0.11%	0.22%	0.82%	0.82%	0.00%	0.14%
eil76	2.79%	0.74%	5.02%	2.60%	2.23%	4.28%	1.30%	2.79%
rat99	3.39%	1.82%	18.50%	1.16%	2.40%	2.48%	7.18%	4.87%
kroA100	0.84%	1.15%	12.15%	0.12%	1.72%	0.12%	3.27%	1.95%
kroE100	1.75%	1.68%	13.63%	0.43%	1.01%	0.79%	3.17%	0.95%

Continued on next page

Table 5 – continued from previous page

Instance	INVIT-2	INVIT-3	BQ-NCO	LEHD	ELG	Omni-TSP	POMO	PointerFormer
kroB100	1.53%	0.79%	4.35%	0.26%	1.35%	2.43%	2.81%	1.87%
rd100	2.93%	1.30%	9.51%	0.01%	0.06%	0.63%	0.01%	0.13%
kroD100	2.34%	1.53%	11.13%	0.39%	1.53%	2.52%	2.00%	1.10%
kroC100	0.55%	1.27%	7.50%	0.33%	1.15%	0.74%	1.39%	1.16%
eil101	5.88%	2.70%	4.77%	2.38%	2.70%	3.02%	2.07%	2.07%
lin105	2.23%	1.79%	12.35%	0.35%	3.00%	3.32%	1.43%	2.87%
pr107	0.57%	1.54%	13.74%	11.82%	2.61%	1.14%	2.99%	3.37%
pr124	1.42%	1.23%	16.84%	1.11%	1.02%	1.28%	0.70%	0.27%
bier127	3.24%	3.24%	6.29%	5.63%	16.29%	3.01%	5.81%	14.96%
ch130	1.77%	2.00%	0.21%	0.56%	1.75%	2.36%	0.62%	0.41%
pr136	2.29%	1.43%	9.87%	0.45%	1.73%	0.77%	1.04%	1.14%
pr144	2.83%	2.34%	14.73%	3.59%	0.52%	1.86%	1.88%	0.37%
kroA150	1.67%	2.43%	4.95%	1.40%	2.38%	1.84%	3.60%	6.59%
kroB150	4.02%	2.57%	7.19%	0.76%	1.42%	1.44%	2.96%	2.55%
ch150	2.79%	2.40%	5.65%	0.60%	1.67%	1.55%	0.69%	0.78%
pr152	5.64%	7.97%	11.92%	12.14%	1.81%	1.40%	1.69%	0.45%
u159	1.71%	1.01%	0.00%	1.45%	1.32%	1.20%	1.35%	1.05%
rat195	3.10%	3.36%	10.93%	1.42%	7.32%	6.29%	10.16%	13.52%
d198	10.07%	8.09%	10.32%	9.24%	27.05%	3.54%	32.84%	20.21%
kroA200	2.80%	2.51%	8.79%	0.64%	3.92%	1.77%	3.78%	8.90%
kroB200	2.34%	3.98%	10.74%	0.16%	3.58%	1.63%	4.39%	8.56%
tsp225	1.79%	1.05%	4.70%	0.69%	4.60%	3.63%	7.69%	11.62%
ts225	3.90%	3.12%	13.48%	0.28%	5.57%	2.53%	8.48%	2.65%
pr226	8.74%	4.24%	11.76%	0.87%	1.03%	1.95%	4.56%	2.09%
gil262	4.16%	5.09%	4.79%	1.60%	3.20%	3.36%	4.16%	2.61%
pr264	1.95%	2.02%	12.50%	5.17%	4.03%	2.67%	16.02%	10.21%
a280	5.27%	6.79%	0.47%	3.02%	8.06%	5.54%	13.77%	13.18%
pr299	5.74%	5.29%	6.65%	2.91%	5.84%	4.43%	15.33%	17.58%
lin318	5.42%	3.49%	10.36%	1.41%	6.21%	4.84%	12.34%	8.54%
rd400	4.17%	5.37%	3.06%	1.01%	6.39%	5.24%	14.70%	10.89%
fl417	8.61%	8.57%	19.02%	4.78%	8.30%	7.57%	15.47%	7.23%
pr439	7.12%	7.42%	7.14%	3.37%	6.97%	5.61%	24.08%	18.02%
pcb442	2.79%	4.44%	0.90%	3.11%	10.08%	7.78%	18.26%	16.57%
d493	9.33%	5.80%	8.00%	9.49%	58.60%	9.79%	76.74%	35.85%
u574	6.88%	6.02%	1.76%	2.73%	10.05%	10.25%	26.05%	23.08%
rat575	5.76%	5.96%	10.08%	3.03%	8.53%	14.07%	26.16%	24.23%
p654	15.26%	9.31%	16.03%	10.24%	9.78%	10.67%	28.73%	14.14%
d657	9.52%	7.52%	8.62%	8.05%	18.43%	12.32%	34.53%	27.21%
u724	5.76%	5.30%	2.18%	3.27%	11.25%	15.22%	27.16%	22.82%
rat783	5.20%	5.74%	9.81%	4.28%	10.88%	17.42%	33.26%	26.25%
pr1002	9.38%	11.56%	8.74%	4.44%	11.25%	18.44%	40.16%	25.50%
u1060	9.40%	10.38%	8.63%	8.92%	12.22%	21.98%	46.47%	33.86%
vm1084	7.42%	6.72%	10.38%	5.98%	19.43%	19.04%	43.18%	30.27%
pcb1173	6.04%	7.24%	11.71%	6.34%	15.68%	24.68%	44.42%	31.15%
d1291	11.36%	10.87%	11.14%	14.13%	12.21%	27.26%	145.87%	26.52%
rl1304	8.87%	8.77%	8.77%	7.75%	15.25%	26.93%	56.70%	32.11%
rl1323	8.90%	8.62%	7.63%	9.26%	16.79%	26.07%	55.96%	32.69%
nrw1379	6.30%	6.03%	9.83%	9.91%	12.18%	21.24%	36.06%	27.62%
fl1400	12.26%	12.24%	31.19%	18.80%	30.61%	16.39%	40.15%	18.76%
u1432	5.30%	4.81%	4.98%	3.34%	11.62%	19.43%	31.40%	21.53%

Continued on next page

Table 5 – continued from previous page

Instance	INVIT-2	INVIT-3	BQ-NCO	LEHD	ELG	Omni-TSP	POMO	PointerFormer
fl1577	9.15%	8.49%	21.61%	17.63%	14.19%	29.08%	74.78%	25.32%
d1655	12.32%	12.84%	17.01%	13.89%	19.24%	30.77%	58.94%	34.38%
vm1748	7.92%	9.46%	11.18%	14.81%	19.28%	26.67%	53.97%	31.73%
u1817	6.66%	8.40%	9.43%	10.28%	15.62%	35.97%	59.63%	34.44%
rl1889	11.78%	9.42%	14.91%	10.64%	18.54%	33.30%	67.05%	35.20%
d2103	9.75%	7.53%	17.47%	14.57%	15.10%	33.54%	64.58%	22.21%
u2152	8.59%	7.87%	9.08%	11.62%	17.58%	37.83%	59.57%	37.22%
u2319	0.98%	1.41%	3.41%	2.54%	4.02%	16.73%	23.53%	12.41%
pr2392	9.00%	8.75%	9.26%	10.98%	18.23%	38.31%	60.63%	38.57%
pcb3038	8.23%	7.29%	13.44%	13.04%	17.53%	38.11%	59.24%	36.91%
fl3795	13.20%	10.74%	32.09%	13.55%	22.15%	42.58%	92.85%	15.31%
fnl4461	6.77%	6.64%	21.38%	18.79%	17.42%	41.94%	59.62%	34.14%
rl5915	9.50%	11.64%	24.58%	22.34%	23.06%	64.59%	83.28%	48.38%
rl5934	12.34%	8.97%	30.17%	35.47%	23.88%	65.84%	83.16%	42.81%
rl11849	10.38%	9.91%	45.21%	41.69%	24.01%	77.16%	92.57%	52.02%
usa13509	12.19%	10.29%	OOM	55.80%	32.59%	107.88%	116.26%	67.06%
brd14051	9.41%	8.82%	OOM	42.54%	25.70%	78.22%	91.32%	49.20%
d15112	7.84%	8.45%	OOM	34.41%	25.69%	73.40%	82.63%	46.62%
d18512	7.87%	8.07%	OOM	OOM	25.65%	77.97%	88.59%	47.41%

Table 6: Detailed Results for all included CVRPLIB Set-X instances.

Instance	INVIT-2	INVIT-3	BQ-NCO	LEHD	ELG	Omni-TSP	POMO
X-n101-k25	3.70%	2.61%	21.84%	13.97%	3.66%	5.80%	9.01%
X-n106-k14	4.17%	4.75%	7.05%	3.75%	3.01%	7.59%	4.64%
X-n110-k13	7.03%	5.06%	4.99%	1.88%	8.34%	3.49%	2.85%
X-n115-k10	5.38%	7.82%	19.76%	9.44%	3.96%	12.19%	15.49%
X-n120-k6	8.18%	7.73%	16.44%	3.89%	7.36%	5.69%	12.16%
X-n125-k30	3.08%	7.18%	13.11%	17.89%	4.42%	9.44%	5.31%
X-n129-k18	7.40%	7.25%	5.96%	4.01%	2.65%	6.00%	2.18%
X-n134-k13	5.88%	5.57%	9.83%	8.94%	5.84%	6.07%	5.77%
X-n139-k10	4.75%	5.92%	9.22%	3.08%	8.91%	4.75%	4.16%
X-n143-k7	7.26%	8.46%	13.41%	14.01%	7.25%	8.87%	4.43%
X-n148-k46	7.57%	4.36%	10.05%	38.98%	2.81%	9.12%	10.86%
X-n153-k22	13.22%	11.62%	34.22%	28.93%	11.10%	15.27%	19.02%
X-n157-k13	12.57%	5.92%	9.60%	4.72%	11.15%	4.50%	21.81%
X-n162-k11	5.74%	5.80%	9.46%	3.47%	8.38%	7.35%	7.72%
X-n167-k10	7.41%	5.51%	13.51%	5.03%	13.94%	5.33%	6.38%
X-n172-k51	9.25%	8.59%	14.88%	33.28%	4.26%	7.40%	15.01%
X-n176-k26	14.97%	4.85%	20.57%	27.00%	7.75%	10.90%	11.71%
X-n181-k23	14.40%	8.24%	5.80%	1.44%	5.98%	6.46%	8.18%
X-n186-k15	6.17%	6.54%	9.42%	3.64%	12.64%	7.07%	7.31%
X-n190-k8	8.24%	6.37%	9.71%	5.41%	7.33%	10.29%	8.38%
X-n195-k51	8.98%	9.73%	22.75%	15.47%	3.60%	10.84%	15.78%
X-n200-k36	5.72%	5.62%	12.13%	10.26%	4.54%	7.16%	9.37%
X-n204-k19	7.69%	9.32%	13.53%	2.69%	14.19%	8.26%	10.68%
X-n209-k16	6.68%	7.92%	9.63%	3.88%	11.07%	5.08%	8.18%
X-n214-k11	12.55%	11.84%	12.56%	7.21%	7.88%	8.60%	8.94%
X-n219-k73	9.46%	2.36%	9.03%	15.51%	1.27%	3.16%	3.92%

Continued on next page

Table 6 – continued from previous page

Instance	INVIT-2	INVIT-3	BQ-NCO	LEHD	ELG	Omni-TSP	POMO
X-n223-k34	8.20%	8.28%	7.95%	5.80%	4.73%	7.14%	9.66%
X-n228-k23	12.12%	8.31%	23.02%	14.41%	8.12%	10.19%	18.73%
X-n233-k16	10.85%	11.82%	10.17%	5.64%	7.07%	7.31%	11.72%
X-n237-k14	10.34%	12.07%	3.46%	4.06%	13.97%	5.05%	25.80%
X-n242-k48	4.48%	2.75%	5.75%	6.02%	2.69%	5.99%	8.36%
X-n247-k50	15.14%	14.15%	27.82%	44.92%	9.37%	9.46%	18.40%
X-n251-k28	7.45%	7.40%	4.56%	2.37%	8.67%	6.33%	11.08%
X-n256-k16	8.15%	6.15%	14.22%	7.30%	13.83%	8.16%	20.04%
X-n261-k13	8.82%	9.33%	8.85%	8.83%	9.35%	6.61%	11.22%
X-n266-k58	8.41%	8.02%	7.02%	6.38%	5.54%	8.96%	12.64%
X-n270-k35	8.88%	9.36%	5.71%	6.54%	13.13%	8.19%	13.13%
X-n275-k28	14.70%	14.37%	4.96%	6.58%	10.60%	7.27%	18.19%
X-n280-k17	9.81%	9.03%	12.04%	9.64%	7.31%	5.48%	11.66%
X-n284-k15	9.93%	9.71%	9.95%	4.99%	10.54%	18.46%	13.43%
X-n289-k60	7.34%	7.08%	8.19%	9.90%	4.06%	8.26%	11.14%
X-n294-k50	9.39%	4.67%	10.99%	9.68%	5.20%	10.75%	17.70%
X-n298-k31	9.03%	11.08%	7.34%	7.65%	8.71%	7.14%	16.70%
X-n303-k21	7.91%	9.25%	8.94%	2.83%	6.31%	6.73%	15.92%
X-n308-k13	10.33%	10.63%	9.53%	4.49%	11.34%	8.42%	17.34%
X-n313-k71	8.01%	7.52%	12.05%	14.06%	3.77%	7.82%	12.58%
X-n317-k53	8.96%	7.67%	5.18%	3.88%	5.02%	4.25%	69.93%
X-n322-k28	8.52%	9.80%	8.11%	3.89%	14.94%	6.26%	19.26%
X-n327-k20	9.78%	8.05%	8.63%	10.74%	14.66%	7.25%	22.13%
X-n331-k15	10.21%	10.50%	8.59%	3.36%	14.63%	5.96%	59.53%
X-n336-k84	8.98%	8.38%	13.66%	18.78%	3.70%	8.37%	13.60%
X-n344-k43	10.41%	10.35%	7.57%	3.93%	10.78%	8.94%	20.30%
X-n351-k40	10.14%	9.59%	13.02%	7.48%	8.35%	12.43%	23.99%
X-n359-k29	8.83%	8.27%	6.21%	2.79%	6.00%	5.02%	10.38%
X-n367-k17	11.38%	9.95%	11.15%	9.44%	9.80%	10.98%	19.40%
X-n376-k94	5.78%	6.11%	5.13%	5.45%	1.96%	3.54%	19.79%
X-n384-k52	6.29%	7.21%	6.93%	7.79%	10.19%	7.50%	17.74%
X-n393-k38	10.32%	9.30%	11.75%	4.47%	13.62%	9.85%	24.97%
X-n401-k29	7.44%	6.28%	9.88%	5.55%	10.48%	5.60%	13.21%
X-n411-k19	15.84%	14.91%	10.61%	13.49%	15.67%	14.29%	40.13%
X-n420-k130	16.78%	16.25%	20.61%	61.64%	4.24%	14.40%	22.21%
X-n429-k61	7.71%	7.38%	8.36%	6.25%	11.24%	8.65%	30.63%
X-n439-k37	14.92%	14.95%	5.39%	2.00%	11.91%	8.05%	31.51%
X-n449-k29	7.61%	7.52%	14.47%	7.18%	9.49%	7.44%	25.14%
X-n459-k26	11.04%	11.37%	11.74%	8.66%	14.05%	10.78%	30.76%
X-n469-k138	7.03%	7.14%	14.26%	28.32%	6.89%	9.15%	14.47%
X-n480-k70	8.54%	7.55%	5.78%	3.06%	8.16%	7.43%	24.92%
X-n491-k59	8.41%	8.40%	10.61%	5.08%	6.99%	11.40%	27.87%
X-n502-k39	12.40%	11.05%	5.27%	3.31%	27.77%	7.30%	56.62%
X-n513-k21	13.90%	12.88%	7.37%	4.97%	21.89%	11.02%	57.73%
X-n524-k153	14.33%	14.20%	29.80%	78.66%	9.23%	13.42%	28.64%
X-n536-k96	8.32%	8.01%	10.66%	13.92%	6.29%	9.33%	29.50%
X-n548-k50	13.81%	14.19%	2.50%	3.32%	10.03%	6.42%	30.66%
X-n561-k42	6.14%	12.51%	6.73%	5.86%	12.24%	8.86%	67.95%
X-n573-k30	8.29%	6.53%	13.45%	11.35%	11.60%	18.10%	41.22%
X-n586-k159	10.73%	10.25%	11.73%	17.12%	7.25%	8.72%	25.73%

Continued on next page

Table 6 – continued from previous page

Instance	INVIT-2	INVIT-3	BQ-NCO	LEHD	ELG	Omni-TSP	POMO
X-n599-k92	7.39%	7.46%	6.17%	8.93%	8.61%	9.22%	29.18%
X-n613-k62	10.00%	10.03%	10.32%	6.89%	9.80%	10.65%	89.65%
X-n627-k43	8.50%	8.33%	9.72%	5.50%	16.78%	8.78%	61.36%
X-n641-k35	8.16%	8.19%	4.28%	5.66%	16.40%	9.15%	21.82%
X-n655-k131	6.05%	10.18%	4.54%	5.24%	4.23%	5.43%	23.02%
X-n670-k130	16.68%	15.87%	30.49%	98.95%	10.11%	16.46%	44.83%
X-n685-k75	11.21%	11.35%	13.75%	8.34%	9.38%	11.29%	78.15%
X-n701-k44	7.87%	8.65%	6.50%	4.11%	8.92%	7.94%	52.05%
X-n716-k35	9.78%	8.19%	14.26%	8.80%	14.97%	12.50%	44.14%
X-n733-k159	12.43%	6.86%	11.76%	14.72%	5.36%	11.81%	57.41%
X-n749-k98	8.42%	9.41%	11.55%	8.97%	7.67%	14.73%	37.53%
X-n766-k71	12.42%	12.16%	17.32%	15.49%	7.98%	10.28%	41.54%
X-n783-k48	9.29%	7.94%	12.99%	5.64%	16.36%	15.49%	105.04%
X-n801-k40	12.39%	12.25%	5.80%	3.48%	16.59%	8.98%	124.56%
X-n819-k171	8.54%	7.53%	11.51%	12.21%	8.35%	11.50%	86.87%
X-n837-k142	8.38%	8.43%	4.56%	6.68%	7.07%	10.53%	21.08%
X-n856-k95	17.80%	18.55%	3.65%	2.97%	11.56%	8.87%	87.82%
X-n876-k59	7.51%	7.14%	13.10%	7.30%	12.97%	11.92%	78.67%
X-n895-k37	10.29%	9.24%	7.91%	8.70%	21.53%	14.18%	56.53%
X-n916-k207	9.78%	9.06%	9.10%	15.36%	6.03%	9.27%	18.34%
X-n936-k151	7.93%	8.19%	35.15%	139.42%	12.86%	20.60%	57.97%
X-n957-k87	15.66%	15.48%	5.92%	3.85%	23.85%	12.52%	115.04%
X-n979-k58	8.13%	7.35%	13.16%	19.79%	11.52%	7.59%	69.18%
X-n1001-k43	9.74%	9.35%	6.87%	7.57%	15.65%	15.87%	142.29%