

ExTTNet: A Deep Learning Algorithm for Extracting Table Texts from Invoice Images

Adem Akdoğan¹ · Murat Kurt²

Received: date / Accepted: date

Abstract In this work, product tables in invoices are obtained autonomously via a deep learning model, which is named as ExTTNet. Firstly, text is obtained from invoice images using Optical Character Recognition (OCR) techniques. Tesseract OCR engine [37] is used for this process. Afterwards, the number of existing features is increased by using feature extraction methods to increase the accuracy. Labeling process is done according to whether each text obtained as a result of OCR is a table element or not. In this study, a multi-layer artificial neural network model is used. The training has been carried out with an Nvidia RTX 3090 graphics card and taken 162 minutes. As a result of the training, the F1 score is 0.92.

Keywords Information Extraction · Optical Character Recognition · Feature Engineering · Deep Learning · Artificial Neural Network

1 Introduction

In today's business environment, deep learning technologies are actively utilized in various industry sectors. Crucial roles are played by these technologies in standard company processes like document processing, recording, and digitization. The execution of these tasks can incur not only costs but also time consumption [10]. This study introduces the development of a deep learning model designed to rapidly and autonomously extract product tables from invoices, a significant aspect in accounting operations. As a result of this work, a substantial time saving has been achieved in the accounting of invoices. The study utilized a total of 8794 invoices from Germany. The open-source optical character recognition engine, Tesseract [37], was utilized to extract text information. This process resulted in obtaining both text information and some corresponding features related to this text. In the subsequent phase, these features are expanded through feature engineering techniques to align with the study's objectives. Following that, a deep learning model is trained using this information to obtain results.

Section 2 delves into the information obtained from literature reviews and similar studies. Section 3 covers processes such as OCR, feature discovery, and model creation. In Section 4, we describe the details of our deep learning model. The obtained results are evaluated in Section 5. Finally, conclusions and future work are presented in Section 6.

In summary, the novel contributions of this paper are:

- A novel deep learning model (ExTTNet) for extracting table texts from invoice images.
- A utilization of feature engineering techniques to improve accuracy of our ExTTNet.
- A detailed validation of our deep learning model (ExTTNet).

Adem Akdoğan

¹ International Computer Institute, Ege University, Izmir, Turkey
E-mail: adem.akdogan92@gmail.com

Murat Kurt

² International Computer Institute, Ege University, Izmir, Turkey
E-mail: murat.kurt@ege.edu.tr

2 Previous Studies

2.1 Text-Based Studies

There are studies related to information extraction from documents that utilize both rule-based and deep learning – machine learning methods. Works such as Intellix [36] and Automatic Indexing [6] prominently feature the use of template structures. Therefore, it is more accurate to categorize these studies as rule-based. In the study proposed by Harit and Bansal [9], the information from the header and footer sections of tables is used, resulting in a rule-based method.

While the primary aim of the CloudScan [33] study is not to directly obtain tables from invoices, a deep learning algorithm is used to extract other information such as invoice number, invoice date, and invoice amount. Due to similar approaches in data labeling and deep learning modeling, this study is included in the literature review. Similarly, there are machine learning-based studies where different information is obtained from documents, involving processes such as optical character recognition, similar to our work [27]. In our study, unlike the mentioned studies, we aim to predict table elements on invoices. For this purpose, template data on a row basis and relative distance values of texts with respect to each other have been added as features to the dataset.

2.2 Image-Based Studies

In addition to text-based approaches, methods that utilize direct image-format documents include techniques for object detection and solutions with rule-based approaches. There are approaches where documents in image format are directly used, as suggested by Gatos et al. [7]. In the method proposed by Gatos et al., horizontal and vertical lines are predicted, followed by obtaining the most suitable section to become a table in a rule-based manner. In the RobusTabNet [25] project, a deep learning-based model was developed using direct invoice images. The distinction in our study compared to the aforementioned works lies in using the image only in the initial phase, during the optical character recognition stage, and then conducting training with text information in subsequent stages.

3 Methodology

Firstly, the creation process of documents entering the system is examined. Issues may arise due to errors from the scanner or individuals performing the scanning process when documents are created by passing through the scanner. In such cases, the identified noise on the document is cleaned. It has been observed that some documents are scanned at an angle during the scanning process. As this poses a problem

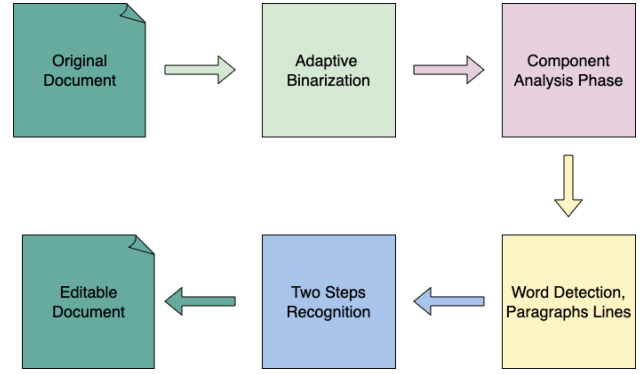


Fig. 1 OCR process.

Table 1 Attributes derived from OCR output.

Attribute Name	Meaning
level	Level of the detected unit
page_num	Page number of the detected unit
block_num	Block number of the detected unit on the page
par_num	Paragraph number of the detected unit in the block
line_num	Line number of the detected unit in the paragraph
word_num	Word number of the detected unit in the line
left	X-coordinate of the top-left corner of the detected unit
top	Y-coordinate of the top-left corner of the detected unit
width	Width of the detected unit
height	Height of the detected unit
conf	Confidence percentage of the detected unit
text	Text content of the detected unit

during the OCR stage, documents identified as scanned at an angle are corrected at this stage. Subsequently, the Tesseract OCR engine [37] is used to extract text information from the invoice visuals. The general OCR stages are illustrated in Figure 1.

As a result of this process, each obtained token is labeled as 1 if it is a table element in the invoice and 0 if it is not. For each unit obtained through OCR, features such as text height, text width, line number, page width, page height, and the coordinate information of the relevant text are obtained. All detailed features can be examined in Table 1. All operations applied to the documents and training processes can be seen in Figure 2.

Additionally, different features are calculated and included in the training data. Some of the features obtained as a result of the processes are specified in Table 2. When calculating these features, the available data is first analyzed in detail. The characteristics of elements outside the tables on the invoice, such as the total block, sub-info, upper info, and address blocks, are examined. Then, the features that best reflect these characteristics are calculated and included in the training data.

When examining the number of aligned texts on the invoice, it is generally observed that the alignment group with the highest number of elements contains table elements. This

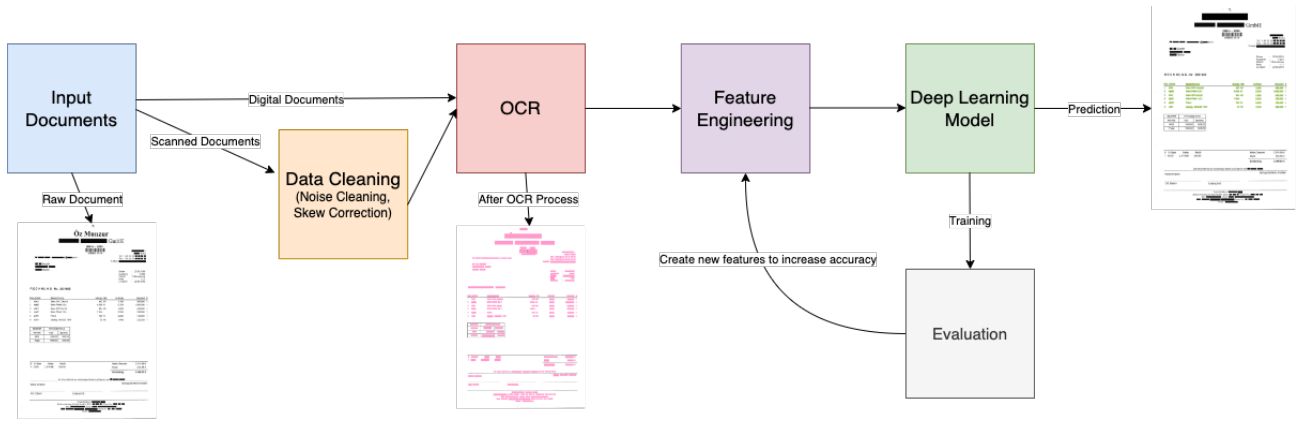


Fig. 2 Preparation and training procedure for documents employing our deep learning model (ExTTNet).

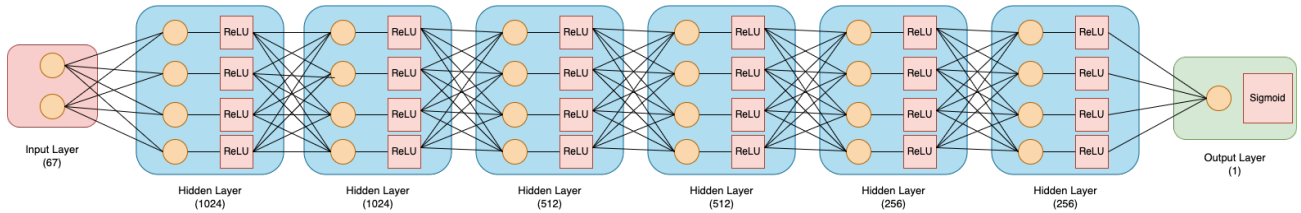


Fig. 3 Architecture of our deep learning model (ExTTNet).

situation may sometimes be provided by the right alignment group and sometimes by the left alignment group. There are cases where both alignment groups simultaneously provide alignment. In addition, the data analysis conducted revealed that tables are predominantly placed horizontally in the center of the page on invoices. This implies that one of the largest element blocks in the horizontal plane on the page is a table. Another invoice element showing similar characteristics is the footer block. However, this block is generally positioned at the very bottom of the page (in the last quarter of the page) and has a smaller font, hence a smaller text height compared to other elements.

Address blocks are generally located in the first quarter of the page and can be found in the right or left regions of the invoices. The upper info block, containing information such as invoice date, invoice number, delivery date, and customer number, can be situated on the right, left, or center of the page. However, unlike product tables, the types of texts in rows are not constant. All this information is added to the dataset through the attributes shown in Table 2.

To determine the types of texts in a row, each character of the text is examined. If the text consists only of special characters, it is labeled as '?', if it consists only of alphabetic characters, it is labeled as 'W', if it contains only numeric characters, it is labeled as 'N', if it represents a fractional value, it is labeled as 'F', and finally, if the text contains both numeric and alphabetic or special characters together, it is labeled as 'A'. Thus, the rows are patterned based on the types of texts in them. For example, consider a line in an

invoice with the text string 'Oktober - Dezember 2019 1,000 ST 70,63 70,63'. In this case, when analyzing the line based on text types, the LineBlockRegex attribute will be 'W ? W N F W F F' [34].

4 Our Deep Learning Model (ExTTNet)

The deep learning model used for training consists of a total of eight layers, including the input layer, output layer, and six different hidden layers, as illustrated in Figure 3.

The activation function 'relu' is employed in all layers except the output layer [44]. Data labeling is performed based on whether each expression is a table element or not. Therefore, there are two opposite cases. Hence, the 'sigmoid' activation function is used in the final layer.

5 Results

The learning rate of the deep learning model (ExTTNet) was set to 0.0001 for this study. Nvidia RTX 3090 was utilized for training. After preparing the dataset, feature values were normalized. Subsequently, the dataset was divided into training, testing, and validation sets in proportions of %70, %20, and %10, respectively. Following the training process, the success of the deep learning model was evaluated with a previously unused test dataset. F1 score, recall, and precision metrics were employed as success criteria, and the results are presented in Table 3 [35].

Table 2 Additional attributes utilized during the training process.

Feature of N-gram	Description
RawText	Text
TextPattern	Pattern of the text
BlockNo	Information about which block the text is in
BlockCharCount	Total character count within the block
LineWordCount	Total number of words in the line
BlockWidth	Block width
LineCharCount	Total character count in the line
IsFirstInt	Whether the first character of the text is an Integer
BlockWordCount	Total number of words in the block
PageWidth	Page width
PageHeight	Page height
LeftAlignmentGroup	Which group the relevant text belongs to with left alignment
LeftAlignmentCount	Total number of elements in the left-aligned group where the relevant text is located
RightAlignmentGroup	Which group the relevant text belongs to with right alignment
RightAlignmentCount	Total number of elements in the right-aligned group where the relevant text is located
LineBlockRegex	Types of all texts on the line where the relevant text is located
Width	Width of the text
Height	Height of the text
CharCount	Total number of letters in the text
Left	Left distance of the text (X-coordinate)
Top	Top distance of the text (Y-coordinate)
LeftMargin	Proportional left distance of the text to the page
TopMargin	Proportional top distance of the text to the page
FirstQuarter	Whether the text is in the first quarter of the page
SecondQuarter	Whether the text is in the second quarter of the page
ThirdQuarter	Whether the text is in the third quarter of the page
FourthQuarter	Whether the text is in the fourth quarter of the page
LineNo	Which line the text is in
PageNo	Which page the text is on

Table 3 F1 score, recall, and precision metrics.

Metrics	Precision	Recall	F1 Score
0	0.93	0.93	0.93
1	0.92	0.91	0.91
accuracy			0.92
macro avg	0.93	0.92	0.92
weighted avg	0.93	0.93	0.93

The obtained deep learning model (ExTTNet) predicts whether each text on the invoice is a table element. The prediction results for a sample invoice can be seen in Figure 4, where highlighted texts (in green) represent table elements.

Predicting each element individually on the invoice has several advantages over predicting the entire table as a block. Firstly, predicting the table as a block from the invoice image requires a high level of accuracy. In the case of a failed prediction, the user would have to manually enter all products on the relevant invoice. However, in the proposed approach of this study, the user only needs to enter the incorrectly predicted table items. Additionally, employing specific algorithmic approaches can further reduce instances of incorrect predictions. Future studies will focus on developing such optimization methods and examining their impact on success.

6 Conclusions and Future Work

In this study, we achieved the autonomous extraction of product tables from invoices in image format using a deep learning model, which is called as ExTTNet. Particularly in companies with intensive accounting operations, this artificial intelligence model (ExTTNet) is expected to assist users in completing accounting processes more efficiently.

Based on the findings of ExTTNet, there are plans to make enhancements in future research with the aim of improving the effectiveness of the deep learning model. The primary improvement under consideration is the expanded utilization of images, not just in the text extraction phase but also within the deep learning model itself. In document image formats like invoices, certain details such as shapes, symbols, and barcode configurations, which are not obtainable through OCR, are present. Currently, this information cannot be leveraged in the training phase as it doesn't reach the text generation component. However, if images can be incorporated into the training phase, this overlooked information will be taken into account. Additionally, there is potential for upgrading and optimizing ExTTNet by incorporating state-of-the-art methods and techniques [2, 8].

We've carefully crafted a set of different features to help predict and understand table elements. These features play

283614 - 32063
1000013818

GmbH
Berlin

Tel: +49 (0) 30
Fax: +49 (0) 30
E-Mail:

Datum : 22.08.2019
Kundenr.: 11243
Zahlart : Überweisung
Seite : 1 / 1
Li-Datum : 22.08.2019

RECHNUNG - Nr. 2931060

Pos	Artikel	Bezeichnung	Menge	ME	E-Preis	Gesamt	S
1	4002	Saka DPG 24x0.5	182	VK	3.100	560.500	1
2	5002	Saka Pfand 0.5 U	4.388	FL	0.250	1.097.000	1
3	4001	Saka DPG 6x1.5	224	VK	1.800	403.200	1
4	5001	Saka Pfand 1.5 U	1.344	FL	0.250	336.000	1
5	4011	Pfand	720	FL	0.250	180.000	1
6	4001	Umsatz 24x0.33 I NW	30	VK	7.450	223.200	1

GESAMT	PFANDBETRAG
MENGE	0,25
Summe	
6432	1608,00
Total	1608,00

S	%-Satz	Netto	MwSt	Netto-Gesamt	Mwst	Endbetrag
1	19,00	2.814,98	534,85	2.814,98 €	534,85 €	3.349,83 €

Die Ware bleibt bis zur vollständigen Bezahlung Eigentum der Is Bank GmbH

Ware erhalten

Ort, Datum

Unterschrift

Geschäftsführer

Bankverbindung: Is Bank GmbH - BLZ: - Konto Nr.:
BIC: IBAN: Steuer Nr.:
UStID:

Fig. 4 Sample invoice output generated using our deep learning model (ExTTNet). The text highlighted in green signifies the table elements detected by our deep learning model (ExTTNet).

a key role in anticipating and comprehending the elements found in tables. To make our predictions even more accurate and reliable, we're looking into using advanced techniques to fine-tune and improve these features. This strategic improvement will ensure a better grasp of the complex relationships and patterns present in the elements of the table.

Additionally, at the initial stage, image cleaning and correction processes are applied, and ongoing improvements in these procedures are in the planning stage. These enhancements will bolster Tesseract's performance, leading to a more precise extraction of text in the OCR process. Consequently, the feature engineering segment will receive higher-quality data, further contributing to overall success.

Furthermore, we are also interested in implementing our novel deep learning algorithm for representing Bidirectional Reflectance Distribution Functions (BRDFs) [1, 3–5, 11, 16, 19, 20, 23, 29–32, 38–41], Bidirectional Scattering Distribution Functions (BSDFs) [13–15, 24, 42, 43], Bidirectional Surface Scattering Reflectance Distribution Functions (BSS-RDFs) [12, 17, 18, 21, 22, 28, 45] and multi-layered materials [24, 26, 42] in computer graphics.

References

- Aklemann, E., Kurt, M., Aklemann, D., Bruins, G., Deng, S., Subramanian, M.: Hyper-realistic rendering: A theoretical framework. arXiv preprint arXiv:2401.12853 arXiv:2401.12853 (2024). DOI 10.48550/arXiv.2401.12853. URL <https://doi.org/10.48550/arXiv.2401.12853>
- Azadatan, Y., Kurt, M.: Melnet: A real-time deep learning algorithm for object detection. arXiv preprint arXiv:2401.17972 arXiv:2401.17972 (2024). DOI 10.48550/arXiv.2401.17972. URL <https://doi.org/10.48550/arXiv.2401.17972>
- Bilgili, A., Öztürk, A., Kurt, M.: A general BRDF representation based on tensor decomposition. Computer Graphics Forum **30**(8), 2427–2439 (2011)
- Bilgili, A., Öztürk, A., Kurt, M.: Representing brdf by wavelet transformation of pair-copula constructions. In: Proceedings of the 28th Spring Conference on Computer Graphics, SCCG '12, pp. 63–69. ACM, New York, NY, USA (2012). DOI 10.1145/2448531.2448539. URL <http://doi.acm.org/10.1145/2448531.2448539>
- Ergun, S., Kurt, M., Öztürk, A.: Real-time kd-tree based importance sampling of environment maps. In: Proceedings of the 28th Spring Conference on Computer Graphics, SCCG '12, pp. 77–84. ACM, New York, NY, USA (2012). DOI 10.1145/2448531.2448541. URL <http://doi.acm.org/10.1145/2448531.2448541>
- Esser, D., Schuster, D., Muthmann, K., Berger, M., Schill, A.: Automatic indexing of scanned documents: a layout-based approach. In: C. Viard-Gaudin, R. Zanibbi (eds.) Document Recognition and Retrieval XIX, *Society of Photo-Optical Instrumentation Engineers (SPIE) Conference Series*, vol. 8297, p. 82970H (2012). DOI 10.1117/12.908542
- Gatos, B., Danatsas, D., Pratikakis, I., Perantonis, S.J.: Automatic table detection in document images. In: S. Singh, M. Singh, C. Apte, P. Perner (eds.) Pattern Recognition and Data Mining, pp. 609–618. Springer Berlin Heidelberg, Berlin, Heidelberg (2005)
- Gök, G., Küçük, S., Kurt, M., Tari, E.: A u-net based segmentation and classification approach over orthophoto maps of archaeological sites. In: Proceedings of the IEEE 31st Signal Processing and Communications Applications Conference, SIU '23, pp. 1–4. IEEE, Istanbul, Turkey (2023)
- Harit, G., Bansal, A.: Table detection in document images using header and trailer patterns. In: Proceedings of the Eighth Indian Conference on Computer Vision, Graphics and Image Processing, ICVGIP '12, pp. 1–8. Association for Computing Machinery, New York, NY, USA (2012). DOI 10.1145/2425333.2425395
- Klein, B., Agne, S., Dengel, A.: Results of a study on invoice-reading systems in germany. In: S. Marinai, A.R. Dengel (eds.) Document Analysis Systems VI, pp. 451–462. Springer Berlin Heidelberg, Berlin, Heidelberg (2004)
- Kurt, M.: A new illumination model in computer graphics. Master's thesis, International Computer Institute, Ege University, Izmir, Turkey (2007). 140 pages
- Kurt, M.: An efficient model for subsurface scattering in translucent materials. Ph.D. thesis, International Computer Institute, Ege University, Izmir, Turkey (2014). 122 pages
- Kurt, M.: Grand challenges in bsdf measurement and modeling. The Workshop on Light Redirection and Scatter: Measurement, Modeling, Simulation (2014). (Invited Talk)
- Kurt, M.: Experimental Analysis of BSDF Models. In: R. Klein, H. Rushmeier (eds.) Proceedings of the 5th Eurographics Workshop on Material Appearance Modeling: Issues and Acquisition, MAM '17, pp. 35–39. The Eurographics Association, Helsinki, Finland (2017). DOI 10.2312/mam.20171330. URL <https://diglib.org/443/handle/10.2312/mam20171330>
- Kurt, M.: A survey of bsdf measurements and representations. Journal of Science and Engineering **20**(58), 87–102 (2018)

16. Kurt, M.: Real-time shading with phong brdf model. *Journal of Science and Engineering* **21**(63), 859–867 (2019)
17. Kurt, M.: A Genetic Algorithm Based Heterogeneous Subsurface Scattering Representation. In: R. Klein, H. Rushmeier (eds.) *Proceedings of the 8th Eurographics Workshop on Material Appearance Modeling: Issues and Acquisition, MAM '20*, pp. 13–16. The Eurographics Association, London, UK (2020). DOI 10.2312/mam.20201140. URL <https://diglib.eg.org/handle/10.2312/mam20201140>
18. Kurt, M.: Gensss: a genetic algorithm for measured subsurface scattering representation. *The Visual Computer* **37**(2), 307–323 (2021). DOI 10.1007/s00371-020-01800-0. URL <https://doi.org/10.1007/s00371-020-01800-0>
19. Kurt, M., Cinsdikici, M.G.: Representing brdfs using soms and mans. *SIGGRAPH Computer Graphics* **42**(3), 1–18 (2008). DOI <http://doi.acm.org/10.1145/1408626.1408630>
20. Kurt, M., Edwards, D.: A survey of brdf models for computer graphics. *SIGGRAPH Computer Graphics* **43**(2), 1–7 (2009). DOI <http://doi.acm.org/10.1145/1629216.1629222>
21. Kurt, M., Öztürk, A.: A heterogeneous subsurface scattering representation based on compact and efficient matrix factorization. In: *Proceedings of the 24th Eurographics Symposium on Rendering, Posters, EGSR '13*. Eurographics Association, Zaragoza, Spain (2013)
22. Kurt, M., Öztürk, A., Peers, P.: A compact tucker-based factorization model for heterogeneous subsurface scattering. In: S. Czanner, W. Tang (eds.) *Proceedings of the 11th Theory and Practice of Computer Graphics, TPCG '13*, pp. 85–92. Eurographics Association, Bath, United Kingdom (2013). DOI 10.2312/LocalChapterEvents.TPCG.TPCG13.085-092
23. Kurt, M., Szirmay-Kalos, L., Křivánek, J.: An anisotropic brdf model for fitting and monte carlo rendering. *SIGGRAPH Computer Graphics* **44**(1), 1–15 (2010). DOI <http://doi.acm.org/10.1145/1722991.1722996>
24. Kurt, M., Ward, G., Bonnell, N.: A data-driven bsdf framework. In: *Proceedings of the ACM SIGGRAPH 2016, Posters, SIGGRAPH '16*, pp. 31:1–31:2. ACM, New York, NY, USA (2016). DOI 10.1145/2945078.2945109. URL <http://doi.acm.org/10.1145/2945078.2945109>
25. Ma, C., Lin, W., Sun, L., Huo, Q.: Robust table detection and structure recognition from heterogeneous document images. *Pattern Recognition* **133**, 109006 (2023). DOI <https://doi.org/10.1016/j.patcog.2022.109006>
26. Mir, S., Yıldırım, B., Kurt, M.: An analysis of goniochromatic and sparkle effects on multi-layered materials. *Journal of Science and Engineering* **24**(72), 737–746 (2022)
27. Nasiboglu, R., Akdoğan, A.: Comparison of different classification algorithms for extraction information from invoice images using an n-gram approach. *Avrupa Bilim ve Teknoloji Dergisi* (31), 991–1003 (2021). DOI 10.31590/ejosat.844862
28. Önel, S., Kurt, M., Öztürk, A.: An efficient plugin for representing heterogeneous translucent materials. In: V. İşler, H. Gürçay, H.K. Süher, G. Çatak (eds.) *Contemporary Topics in Computer Graphics and Games: Selected Papers from the Eurasia Graphics Conference Series*, chap. 18, pp. 309–321. Peter Lang GmbH, Internationaler Verlag der Wissenschaften (2019). (Book Chapter)
29. Öztürk, A., Bilgili, A., Kurt, M.: Polynomial approximation of blinn-phong model. In: L.M. Lever, M. McDerby (eds.) *Proceedings of the 4th Theory and Practice of Computer Graphics, TPCG '06*, pp. 55–61. Eurographics Association, Middlesbrough, United Kingdom (2006). DOI 10.2312/LocalChapterEvents/TPCG/TPCG06/055-061
30. Öztürk, A., Kurt, M., Bilgili, A.: A copula-based brdf model. *Computer Graphics Forum* **29**(6), 1795–1806 (2010)
31. Öztürk, A., Kurt, M., Bilgili, A.: Modeling brdf by a probability distribution. In: *Proceedings of the 20th International Conference on Computer Graphics and Vision*, pp. 57–63. St. Petersburg, Russia (2010)
32. Ozturk, A., Kurt, M., Bilgili, A., Gungor, C.: Linear approximation of bidirectional reflectance distribution functions. *Computers & Graphics* **32**(2), 149–158 (2008)
33. Palm, R., Winther, O., Laws, F.: Cloudscan - a configuration-free invoice analysis system using recurrent neural networks. In: *Proceedings of 2017 14th IAPR International Conference on Document Analysis and Recognition*, pp. 406–413. IEEE, United States (2017). DOI 10.1109/ICDAR.2017.74
34. Potdar, K., Pardawala, T.S., Pai, C.D.: A comparative study of categorical variable encoding techniques for neural network classifiers. *International Journal of Computer Applications* **175**(4), 7–9 (2017). DOI 10.5120/ijca2017915495
35. Prasanna, P.L., Rao, D.R.: Text classification using artificial neural networks. *International Journal of Engineering & Technology* **7**(1), 603–606 (2018)
36. Schuster, D., Muthmann, K., Esser, D., Schill, A., Berger, M., Weidling, C., Aliyev, K., Hofmeier, A.: Intellix – end-user trained information extraction for document archiving. In: *2013 12th International Conference on Document Analysis and Recognition*, pp. 101–105 (2013). DOI 10.1109/ICDAR.2013.28
37. Smith, R.: An overview of the tesseract ocr engine. In: *Ninth International Conference on Document Analysis and Recognition (ICDAR 2007)*, vol. 2, pp. 629–633 (2007). DOI 10.1109/ICDAR.2007.4376991
38. Szécsi, L., Szirmay-Kalos, L., Kurt, M., Csébfalvi, B.: Adaptive sampling for environment mapping. In: *Proceedings of the 26th Spring Conference on Computer Graphics, SCCG '10*, pp. 69–76. ACM, New York, NY, USA (2010). DOI <http://doi.acm.org/10.1145/1925059.1925073>
39. Tongbuasirilai, T., Unger, J., Kronander, J., Kurt, M.: Compact and intuitive data-driven brdf models. *The Visual Computer* **36**(4), 855–872 (2020). DOI 10.1007/s00371-019-01664-z. URL <https://doi.org/10.1007/s00371-019-01664-z>
40. Tongbuasirilai, T., Unger, J., Kurt, M.: Efficient BRDF sampling using projected deviation vector parameterization. In: *Proceedings of the IEEE International Conference on Computer Vision Workshops, ICCVW '17*, pp. 153–158. IEEE Computer Society, Venice, Italy (2017). DOI 10.1109/ICCVW.2017.26. URL <http://doi.ieeecomputersociety.org/10.1109/ICCVW.2017.26>
41. Töral, O.A., Ergun, S., Kurt, M., Öztürk, A.: Mobile gpu-based importance sampling. In: *Proceedings of the IEEE 22nd Signal Processing and Communications Applications Conference, SIU '14*, pp. 510–513. IEEE, Trabzon, Turkey (2014)
42. Ward, G., Kurt, M., Bonnell, N.: A practical framework for sharing and rendering real-world bidirectional scattering distribution functions. *Tech. Rep. LBNL-5954E*, Lawrence Berkeley National Laboratory (2012)
43. Ward, G., Kurt, M., Bonnell, N.: Reducing anisotropic bsdf measurement to common practice. In: R. Klein, H. Rushmeier (eds.) *Proceedings of the 2nd Eurographics Workshop on Material Appearance Modeling: Issues and Acquisition, MAM '14*, pp. 5–8. Eurographics Association, Lyon, France (2014). DOI 10.2312/mam.20141292. URL <http://diglib.eg.org/EG/DL/WS/MAM/MAM2014/005-008.pdf>
44. Wu, H., Liu, Y., Wang, J.: Review of text classification methods on deep learning. *Computers, Materials & Continua* **63**(3), 1309–1321 (2020). DOI 10.32604/cmc.2020.010172
45. Yıldırım, B., Kurt, M.: Genpluss: A genetic algorithm based plugin for measured subsurface scattering representation. *arXiv preprint arXiv:2401.15245* arXiv:2401.15245 (2024). DOI 10.48550/arXiv.2401.15245. URL <https://doi.org/10.48550/arXiv.2401.15245>