

# Accelerating Look-ahead in Bayesian Optimization: Multilevel Monte Carlo is All you Need

Shangda Yang<sup>1</sup>, Vitaly Zankin<sup>1</sup>, Maximilian Balandat<sup>3</sup>, Stefan Scherer<sup>3</sup>,  
Kevin Carlberg<sup>3</sup>, Neil Walton<sup>1,2</sup>, and Kody J. H. Law<sup>1,3</sup>

<sup>1</sup>Department of Mathematics, University of Manchester,  
Manchester, M13 9PL, UK

<sup>2</sup>Durham University Business School, Millhill Lane,  
Durham, DH1 3LB, UK

<sup>3</sup>Meta Platforms, Inc. 1 Hacker Way, Menlo Park, CA, 94025, USA

February 6, 2024

## Abstract

We leverage multilevel Monte Carlo (MLMC) to improve the performance of multi-step look-ahead Bayesian optimization (BO) methods that involve nested expectations and maximizations. The complexity rate of naive Monte Carlo degrades for nested operations, whereas MLMC is capable of achieving the canonical Monte Carlo convergence rate for this type of problem, independently of dimension and without any smoothness assumptions. Our theoretical study focuses on the approximation improvements for one- and two-step look-ahead acquisition functions, but, as we discuss, the approach is generalizable in various ways, including beyond the context of BO. Findings are verified numerically and the benefits of MLMC for BO are illustrated on several benchmark examples. Code is available here <https://github.com/Shangda-Yang/MLMCBO>.

## 1 Introduction

Bayesian optimization (BO) is a global optimization method for expensive-to-evaluate black-box functions that generally have unknown structures. Here, the function value is observed for a given input value. BO works by constructing a probabilistic surrogate model, often a Gaussian process (GP), for the black-box function and then sequentially updating the surrogate model guided by a relatively easy-to-evaluate acquisition function until the predefined computational budget is achieved. See [13, 43] for a detailed review of BO.

The choice of acquisition functions is crucial in the design of BO algorithms. Typical myopic acquisition functions such as upper confidence bound [2, 1, 45], expected improvement (EI) [39, 33], entropy search [25], and predictive entropy search [26] only consider the immediate reward of the decision. They do not trade off the depth of decision-making with the computational budget. By contrast, a multi-step acquisition function looks into the future and will optimize over the planning horizon by formulating the problem as a Markov decision process (MDP). For current methods, the sample complexity of the problem increases exponentially with the number of look-ahead steps. Recent works on the multi-step acquisition function are [22, 47, 48, 36, 31, 32].

While multi-step lookahead acquisition functions have traditionally been optimized by nesting optimization and nested Monte Carlo (MC) estimations, the authors of the BoTorch package, [3] applied nested Sample Average Approximation (SAA), which facilitates the application of higher-order optimization methods. The present work further accelerates the performance of these methods through MLMC. Standard MC (without nested operations) requires  $O(\varepsilon^{-2})$  samples for mean-squared-error (MSE) of  $\varepsilon$ . For just one nested operation, the sample complexity of MC with SAA is at least  $O(\varepsilon^{-3})$  and  $O(\varepsilon^{-4})$  in the worst case, depending on the smoothness of the inner function. For  $k$  nested operations, the cost for MC grows exponentially in  $k$ ,  $O(\varepsilon^{-2(k+1)})$ , leading to a *curse-of-dimensionality*.

This paper applies the **MLMC** framework to Bayesian Optimization for the first time. In theoretical work, we analyse the multi-step look-ahead acquisition function and compare it with a standard nested MC. We prove a canonical complexity of  $\hat{O}(\varepsilon^{-2})$ , the same as standard MC without nested operations, where  $\hat{O}$  is used to denote  $O$  up-to log terms. Experimental work demonstrates that this improves the computational efficiency of the multi-step look-ahead in Bayesian Optimization.

MLMC works by constructing a telescoping sum of estimations from low accuracy to high accuracy, [16]. Computational complexity is reduced by performing most simulations on low-accuracy, low-cost estimations and with fewer high-accuracy, high-cost estimates. Investigations of MLMC with nested MC are performed by: [19] for efficient risk estimation inside a Heaviside function; [27, 18] for the expected value of sample information with the feasible set being finite; [20] for nested MC is inside a log function; and in [17] for more general problems. [28] introduced MLMC gradient methods for computing the nested MC problems. [4] introduces two multilevel estimators (multilevel double loop MC and multilevel double loop stochastic collocation) for approximating the expected information gain in a Bayesian optimal experimental design.

Monte Carlo and variational inference have been extensively applied in Machine Learning, whereas MLMC is growing to become a mature technology for Uncertainty Quantification. However, MLMC is a nascent technology within Machine Learning, with results only now beginning to appear in the context of Markov chain Monte Carlo [38, 46, 30, 11, 10] and stochastic gradient descent [14, 21].

Variance reduction techniques are crucial for look-ahead acquisition functions

in BO. Recent variance reduction techniques for myopic acquisition functions include [6, 3, 36, 40]. In general, for smooth and relatively low-dimensional integrals, quadrature methods are the leading method [24, 29], however, these methods suffer from the curse of dimensionality, i.e., the *rate* of convergence degrades exponentially with dimension. Sparse grid approaches can mitigate this effect in moderate dimensions [8]. However, the only methods that deliver dimension-independent convergence rates are MC methods [29]. For smooth functions, quasi-MC (QMC) methods can improve the canonical MC rate; however, for non-smooth functions, the rate returns to the canonical MC rate [9]. Importance sampling can reduce variance for single, non-nested MC; however, the variance constant often grows exponentially in the dimension [12]. To our knowledge, only MLMC methods are capable of delivering the MC rate of convergence (independently of dimension) for nested MC approximation of non-smooth functions. Look-ahead acquisition functions in BO are indeed non-smooth, hence their approximation is a prime candidate for leveraging MLMC in Machine Learning.

We apply MLMC to compute a multi-step look-ahead acquisition function. The feasible set is infinite, and the inner function may contain nested optimization functions due to the MDP formulation. We prove that the error of the SAA with nested MC approximations can be decomposed into “variance” and “bias” terms, which allows us to apply MLMC for improved efficiency. Through its ability to optimally trade off depth and sample complexity, our results suggest that MLMC is the state-of-the-art method for accelerating current Bayesian optimization frameworks.

This article is structured as follows. Section 2.1 illustrates the intuition and benefits of applying the MLMC method in BO. Section 2 introduces the general BO settings for this paper. Section 3 discusses SAA, standard MC, and nested MC. Basic MLMC and MLMC for BO is introduced in Section 4. Numerical tests are conducted in Section 5, where we illustrate the benefits of the method on several benchmark examples from [3].

## 2 Bayesian optimization

Suppose we want to maximize an expensive to evaluate black-box function  $g : \mathcal{X} \rightarrow \mathbb{R}$ , for  $\mathcal{X} \subseteq \mathbb{R}^d$  where  $d$  is the dimension of the input space. Here, “black box” means that we do not know the structure and derivatives of the function. We can only observe the output of the function given an input value. Mathematically, for an input value  $x$ , we observe

$$y^{(i)} = g(x^{(i)}) + \epsilon_i$$

where  $\epsilon_i$  is an independent zero mean Gaussian random variable.

Suppose we have collected  $n$  observations  $\mathcal{D}_n := \{(x^{(i)}, y^{(i)})\}_{i=1}^n$ . We can solve the problem using BO, which involves emulating  $g(x)$  sequentially using a surrogate model, specifically a Gaussian Process, and selecting  $x^{(n+1)}$  given  $\mathcal{D}_n$  by maximizing a predetermined acquisition function.

## 2.1 Brief overview of intuition and result

We illustrate the intuition and result concisely with a simple 1D toy example first, where  $\mathcal{X} = [-10, 10]$  and

$$g(x) = e^{-(x-2)^2} + e^{-\frac{(x-6)^2}{10}} + \frac{1}{x^2 + 1}, \quad (1)$$

which has one global maximum  $g(x^* = 2.0087) = 1.4019$ , shown in Figure 1(a).

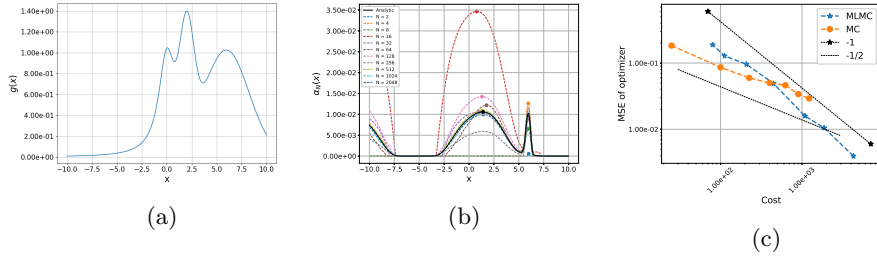


Figure 1: Panel (a): the objective function. Panel (b): Plot of EI and approximated EI with five observations. The Gaussian kernel is applied. The function has a unique global maximizer and maximum. The black solid line is the analytical acquisition function, and the black dot is the reference solution. The dashed colored lines are the Monte Carlo approximation of the acquisition function with varying  $N$ , and the corresponding dots are the maximums. Panel (c): Antithetic MLMC and nested MC approximate the complexity of one-step look-ahead EI with the cost measured by the number of operations. The reference solution for MSE is computed with high accuracy. Each line is computed with 200 realizations.

Figure 1(b) illustrates the need to approximate the acquisition functions with high accuracy, because a low accuracy function approximation is susceptible to finding the wrong mode. Multi-modality can lead to a higher inaccuracy than one would otherwise expect in a uni-modal setting, and ultimately drive the BO trajectory off course, towards red herrings, and thus wasting costly function evaluations and delaying convergence.

Global optimization algorithms like BO aim to balance the exploitation of known information, where high accuracy is valuable, with an exploration of unknown territory. So the additional “noise” associated with low accuracy can, counter-intuitively, sometimes be beneficial [3]. However, exploration should be guided by a good choice of acquisition function rather than by approximation error itself. So for a well-chosen acquisition function designed to balance exploration and exploitation, improved approximation should always lead to improved performance.

In the following, we introduce a technique that improves accuracy or reduces computational complexity compared to the standard MC method while balancing exploration and exploitation found with Bayesian Optimization. In particular, we

leverage the MLMC method to approximate analytically intractable look-ahead acquisition functions efficiently.

We use mean-squared error (MSE) as the error metric for acquisition function approximation. Figure 1(c) is from approximating one acquisition function with MC and MLMC in BO. It shows that by applying MLMC, we can approximate the acquisition function’s maximizer with the canonical convergence rate, i.e.,  $\text{Cost} \propto \text{MSE}^{-1}$  rather than the sub-optimal  $\text{Cost} \propto \text{MSE}^{-2}$  rate of nested MC. Intuitively, this means for a given computational cost, the maximizer can be approximated with higher accuracy, thus improving the accuracy of the whole BO algorithm. We can alternatively achieve the same accuracy as the MC method with less computational cost, reducing the computational cost of the BO algorithm. The benefits of MLMC are more significant if high accuracy is required or if the approximation is very costly. We see later in Figure 2 that MLMC achieves a better normalized MSE for the same computational cost for the full outer BO problem across a range of examples, where the error metric is defined in (14).

## 2.2 Detailed Construction

We briefly recall standard results on Gaussian Process regression and introduce acquisition functions with look-ahead.

### 2.2.1 Gaussian process regression

To distinguish the surrogate model by GP from the objective function, we use  $f$  to denote the GP, which indicates  $f(x^{(i)}) = y^{(i)}$  at observed point  $x^{(i)}$ . Initially, BO constructs a GP prior and then updates the posterior sequentially with new observations using GP regression, as we now describe.

Assuming the data are collected randomly from a multivariate normal prior distribution with a specific mean and covariance matrix, we have

$$f(x^{(1:n)}) \sim N\left(\mu_0(x^{(1:n)}), \Sigma_0(x^{(1:n)}, x^{(1:n)})\right).$$

By assuming the observation  $y^{(i)}$  is observed without noise, which can be easily relaxed, we can derive the posterior distribution as

$$f(x)|\mathcal{D}_n = f(x)|y^{(1:n)} \sim N(\mu_n(x), \sigma_n^2(x)),$$

where

$$\begin{aligned}\mu_n(x) &= \mu_0(x) + \Sigma_0^{(1:n)}(x)(\Sigma_0^{(1:n)})^{-1}(f(x^{(1:n)}) - \mu_0(x^{(1:n)})), \\ \sigma_n^2(x) &= \Sigma_0(x, x) - \Sigma_0^{(1:n)}(x)(\Sigma_0^{(1:n)})^{-1}\Sigma_0^{(1:n)}(x)^T,\end{aligned}$$

with  $\Sigma_0^{(1:n)} = \Sigma_0(x^{(1:n)}, x^{(1:n)})$  and  $\Sigma_0^{(1:n)}(x) = \Sigma_0(x, x^{(1:n)})$ .

### 2.2.2 Acquisition functions

In this work, we focus on the multi-step framework of acquisition function [32], which is formulated in terms of the underlying Markov decision process (MDP), defined as follows. The belief state of the MDP is the posterior  $f_n(\cdot) = f(\cdot; \mathcal{D}_n) \in \mathcal{S}$ , parameterized by mean  $\mu_n(\cdot)$  and covariance kernel  $\Sigma_n(\cdot, \cdot)$ , where  $\mathcal{S}$  is the space of state. The action is where we take observations  $x \in \mathcal{X}$ , and the stage-wise reward  $r(f, x)$  corresponds to the utility function, which characterizes the acquisition function:

$$\alpha(x; \mathcal{D}_n) := \mathbb{E}[r(f, x) | \mathcal{D}_n].$$

A simple reward function may look like  $r(f_n(x))$ , in which case  $\mathbb{E}[r(f, x) | \mathcal{D}_n] = \mathbb{E}[r(f_n(x))]$ . The input action of the MDP and its output updates the GP with a new observation  $(x^{(n+1)}, y^{(n+1)})$  as described in the previous subsection, i.e. the dynamics of the MDP are given by

$$\begin{aligned} \mathcal{F} : \mathcal{S} \times \mathcal{X} \times \mathcal{Y} &\rightarrow \mathcal{S} \\ (f_n, x^{(n+1)}, y^{(n+1)}) &\mapsto f_{n+1}(\cdot) = f(\cdot; \mathcal{D}_{n+1}). \end{aligned}$$

The BO algorithm provides a greedy stage-wise solution to the MDP by repeating the following steps until the computational resources are exhausted: 1) starting from an initial state (a GP  $f_{n-1}$  with initial observations  $\mathcal{D}_{n-1}$ ); 2) maximize the expected multi-step reward to find out the action  $x_n$ , which indicates where we should take an observation; 3) observe the environment,  $y_n$ ; 4) update the state with the new observation  $f_{n-1} \mapsto f_n$ . To introduce the acquisition function, we simply use the notation of the data set as  $\mathcal{D}$ , which means  $\mathcal{D}$  is the collection of all observations at the current state.

Under the MDP construction, the multi-step look-ahead acquisition function can be written as

$$\begin{aligned} \alpha_0(x; \mathcal{D}) &:= \mathbb{E}_{f(\cdot; \mathcal{D})}[r(f, x)] \\ \alpha_1(x; \mathcal{D}) &:= \mathbb{E}_{f(\cdot; \mathcal{D})} \left[ r(f, x) + \max_{x_1} \mathbb{E}_{f(\cdot; \mathcal{D}_1(x))} [r(f, x_1)] \right] \\ \alpha_2(x; \mathcal{D}) &:= \mathbb{E}_{f(\cdot; \mathcal{D})} \left[ r(f, x) + \max_{x_1} \mathbb{E}_{f(\cdot; \mathcal{D}_1(x))} \left[ r(f, x_1) + \max_{x_2} \mathbb{E}_{f(\cdot; \mathcal{D}_2(x, x_1))} [r(f, x_2)] \right] \right] \\ &\vdots \end{aligned} \tag{2}$$

where  $\mathcal{D}_1(x) = \mathcal{D} \cup \{(x, f(x; \mathcal{D}))\}$ ,  $\mathcal{D}_2(x, x_1) = \mathcal{D}_1(x) \cup \{(x_1, f(x_1; \mathcal{D}_1(x)))\}, \dots$ , and we use  $\mathbb{E}_{f(\cdot; \mathcal{D})}$  to denote that the expectations above are taken over the Gaussian process  $f$  given data  $\mathcal{D}$ . Here, the  $\alpha_0$  is the zero-step look-ahead acquisition function and  $\alpha_k$  stands for the  $k$ -step look-ahead acquisition function.

Many reward functions lead to analytically intractable acquisition functions, such as q-EI (4), so the 1-step lookahead acquisition function  $\alpha_1$  requires nested

MC approximation as follows

$$\alpha_{1,N,M}(x; \mathcal{D}) = \frac{1}{N} \sum_{i=1}^N \left[ r(f^i(x; \mathcal{D})) + \left( \max_{x_1^i} \frac{1}{M} \sum_{j=1}^M r(f^{ij}(x_1^i; \mathcal{D}_1^i(x))) \right) \right]. \quad (3)$$

More details are provided in Appendix A. In general,  $n$ -step look-ahead acquisition functions can be approximated with  $n$ -nested MC approximations. In the present work, we will focus on deriving theories and showing numerical results for simple nested MC with the one-step look-ahead, which is amenable to MLMC. We provide a multilevel construction for the two-step look-ahead that is replicable as the one-step look-ahead. As we will see, the one-step look ahead formulation is sufficient to gain substantial benefits in terms of MSE when compared with myopic counterparts. There is an extension of the MLMC technology that is applicable to the general  $n$ -nested case, which is called multi-index MC [23], and that will be the topic of future investigation.

Numerous reward functions can be used in BO (e.g., [13, 3]), but for the present exposition, we shall focus on two of the most ubiquitous ones.<sup>1</sup>

**Expected improvement (EI)** is obtained by setting

$$r(f, x) := (f(x; \mathcal{D}) - f^*(\mathcal{D}))_+,$$

with  $(\cdot)_+ = \max\{0, \cdot\}$  and  $f^*(\mathcal{D}) = \max_{(x, f(x)) \in \mathcal{D}} f(x)$ . The expected improvement can be computed analytically as

$$\begin{aligned} \text{EI}(x|\mathcal{D}) &:= \mathbb{E}[(f(x; \mathcal{D}) - f^*(\mathcal{D}))_+ | \mathcal{D}] \\ &= \sigma(x)z(x)\Phi(z(x)) + \sigma(x)\phi(z(x)) \end{aligned}$$

where  $z(x) := (\mu(x) - f^*(\mathcal{D}))/\sigma(x)$  and where  $\phi(\cdot)$  and  $\Phi(\cdot)$  are the PDF and CDF of the standard normal distribution, respectively.

**q-Expected improvement (qEI)** considers maximizing over a batch of  $q > 1$  points  $x = (x_1, \dots, x_q)$  jointly, i.e. setting  $r(f, x) = \max_{j=1, \dots, q} (f(x_j; \mathcal{D}) - f^*(\mathcal{D}))_+$  as follows

$$\text{qEI}(x|\mathcal{D}) = \mathbb{E} \left[ \max_{j=1, \dots, q} (f(x_j; \mathcal{D}) - f^*(\mathcal{D}))_+ | \mathcal{D} \right]. \quad (4)$$

This is analytically intractable but can be approximated by MC estimation

$$\text{qEI}(x|\mathcal{D}) \approx \frac{1}{N} \sum_{i=1}^N \max_{j=1, \dots, q} (f^i(x_j; \mathcal{D}) - f^*(\mathcal{D}))_+.$$

Examples of one-step look-ahead EI, one-step look-ahead qEI, and two-step look-ahead EI are explicitly given in Appendix A.1. Hence, we assume we have a nested MC objective for theorems and denote it by  $\alpha(x; \mathcal{D})$  without labels for look-ahead steps and the corresponding optimizers by  $x^*$ .

<sup>1</sup><https://botorch.org/docs/acquisition>

### 3 Sample average approximation

Before presenting MLMC acceleration, we must discuss sample average approximation (SAA) In BO, maximizing an acquisition function is used to select  $x^{(k+1)}$  for  $k \geq 0$ . This involves solving a SAA problem to find the maximizer

$$x^{(k+1)} = \operatorname{argmax}_{x \in \mathcal{X}} \alpha(x; \mathcal{D}_{n+k}). \quad (5)$$

Here  $\alpha(x; \mathcal{D}_{n+k})$  is an acquisition given the data set with  $n$  initial data points and updated  $k$  further times. Suppose the acquisition function is analytically intractable, so we must apply the MC approximation. Then, we can formulate the SAA as

$$x_N^{(k+1)} = \operatorname{argmax}_{x \in \mathcal{X}} \frac{1}{N} \sum_{i=1}^N r(f^i(x; \mathcal{D}_{n+k})), \quad (6)$$

where the samples are i.i.d.

Let  $S^*$  be the set of solutions of the problem (5). Below and hereafter,  $\|\cdot\|$  denotes the Euclidean distance. Let  $x^*$  and  $x_N$  be the maximizer of  $\alpha(x; \mathcal{D})$  and  $\alpha_N(x; \mathcal{D})$ . The following Proposition 1 guarantees the rate of convergence of the maximizer under Assumption 1, which is provided in Appendix B, along with further discussion.

**Proposition 1** (Theorem 12 of [34]). *Given Assumption 1 holds. If the optimizer  $x^*$  is unique then,*

$$\mathbb{E}[\|x_N - x^*\|] = O(N^{-1/2}).$$

In practice, we assume that our optimization algorithm can find the global optimizer, and we attempt to achieve this with a committee of multiple initializations of a local optimization algorithm. Given fixed  $\xi_i$ , the function  $\alpha_N(\cdot)$  is deterministic, and we can apply deterministic optimization algorithms such as L-BFGS with multi-start. Since for a given  $N$ , the inner MC approximation of (3) and (16) can be considered another SAA problem, the maximizer's convergence rate with respect to  $M$  should also be  $1/M$ . The rate with respect to the outer and inner MC is numerically verified in Appendix H.1.

In the following, we also assume that  $x \mapsto \alpha(x; \mathcal{D})$  has a compact domain with Lipschitz derivatives and is locally quadratic at its optimum. This is a standard SAA assumption stated more formally in Assumption 1 in Section B. Now, we introduce Proposition 2 that shows the decomposition of error with the one-step look-ahead framework. Let  $\alpha_{N,M}(x; \mathcal{D})$  be (3) and let  $\alpha(x, \mathcal{D}) = \alpha_1(x, \mathcal{D})$  as defined in (2).

**Proposition 2.** *If Assumption 1 holds and  $\forall x, x_1 \in \mathcal{X}, \operatorname{Var}(r(f, x) + \mathbb{E}_{f(\cdot; \mathcal{D}_1(x))}[r(f, x_1)]) \leq \sigma_{\max}$  and  $\operatorname{Var}(r(f, x_1)) \leq \sigma_{\max}$ , for some  $\sigma_{\max} > 0$  then the following holds, for some  $C > 0$*

$$\sup_{x \in \mathcal{X}} \mathbb{E}[|\alpha_{N,M}(x; \mathcal{D}) - \alpha(x; \mathcal{D})|^2] \leq C \left( \frac{1}{N} + \frac{1}{M} \right). \quad (7)$$



For completeness, we provide the proof in Appendix C. The decomposition for the two-step look-ahead (16) follows that similarly.

Given the decomposition of MSE as  $O(1/N + 1/M)$ , if we want to achieve an MSE of  $\varepsilon^2$  for  $\varepsilon > 0$ , then we require  $N = O(\varepsilon^{-2})$  and  $M = O(\varepsilon^{-2})$ , hence a computational complexity of  $MN = O(\varepsilon^{-4})$ . If there is no nested MC, such as  $\alpha_0$  from (2), the computational complexity to achieve an MSE of  $\varepsilon^2$  is  $O(\varepsilon^{-2})$ , which is called the canonical rate of MC. We can leverage the MLMC to reduce the complexity of  $\alpha_1$  from sub-canonical  $O(\varepsilon^{-4})$  if (3) is used, to canonical  $O(\varepsilon^{-2})$ .

## 4 Multilevel Monte Carlo

The idea behind MLMC is relatively simple [16]. We first introduce the general concept and then discuss the specific construction for BO. Suppose we want to estimate the expectation of some quantity of interest  $\varphi$ , which must itself be approximated. Here the quantity of interest is the given look-ahead stage-wise reward and the approximation refers to the inner MC. We leverage a sequence of approximations to  $\varphi$  with increasing accuracy and cost, where an initial estimate using a large number of samples with low accuracy and cost is corrected with progressively fewer-sample estimates of *increments* with higher accuracy and cost. This is now made precise.

Denote the sequence of approximations with increasing accuracy and cost over levels  $l$  by  $\varphi_{M_0}, \varphi_{M_1}, \varphi_{M_2}, \dots, \varphi_{M_L}$ . Let  $M_l = 2^l$ . The MLMC approximation to  $\mathbb{E}[\varphi]$  follows from the telescoping sum identity

$$\mathbb{E}[\varphi] \approx \mathbb{E}[\varphi_{M_L}] = \sum_{l=0}^L \mathbb{E}[\Delta\varphi_{M_l}],$$

where  $\Delta\varphi_{M_l} = \varphi_{M_l} - \varphi_{M_{l-1}}$  is the increment and  $\varphi_{M_{-1}} = 0$ . Now we let

$$Z_{N_l, M_l} = \frac{1}{N_l} \sum_{i=1}^{N_l} (\varphi_{M_l}^i - \varphi_{M_{l-1}}^i)$$

be an unbiased MC estimator of  $\mathbb{E}[\Delta\varphi_{M_l}]$  for  $l = 0, 1, \dots, L$ , where  $\varphi_{M_l}^i$  and  $\varphi_{M_{l-1}}^i$  are computed using the same input samples, i.i.d for each  $i$  and  $l$ . If  $|\mathbb{E}[\varphi_{M_l} - \varphi]|$  and the variance  $\text{Var}(\Delta\varphi_{M_l})$  decay exponentially as  $l$  increase with specific rates, we can achieve computational benefits over the standard MC method. The following theorem is the standard MLMC theorem similar to [16].

**Proposition 3.** *Assume there exists positive constants  $s, w, \gamma$  with  $s \geq \frac{1}{2} \min\{\beta, \gamma\}$  and  $C$  where  $C$  may vary line to line such that*

- $B_l := |\mathbb{E}[\varphi_{M_l} - \varphi]| \leq CM_l^{-s} = C2^{-sl}$
- $V_l := \text{Var}(\Delta\varphi_{M_l}) \leq CM_l^{-\beta} = C2^{-\beta l}$

- $\text{COST}_l := \text{COST}(\Delta\varphi_{M_l}) \leq CM_l^\gamma = C2^{\gamma l}$ ,

there are values  $L$  and  $N_l$  such that the multilevel estimator

$$Z = \sum_{l=0}^L Z_{N_l, M_l}$$

can be approximated with an accuracy  $\varepsilon^2$  measured by the mean square error (MSE) with a computational complexity (COST) of which

$$\mathbb{E}[\text{COST}] \leq \begin{cases} C\varepsilon^{-2}, & \beta > \gamma, \\ C\varepsilon^{-2}(\log \varepsilon)^2, & \beta = \gamma, \\ C\varepsilon^{-2-(\gamma-\beta)/s}, & \beta < \gamma. \end{cases}$$

MLMC requires a regularity assumption on bias and incremental variance convergence. For the canonical situation, we require the variance to decay faster than the cost increase such that the cost at the lower level dominates; for the borderline situation, the cost is equally spread among levels; for the worst situation, the cost at the finer level dominates that corresponds to the MC rate. A detailed proof can be found in [15]. The main components are provided in Lemma 3 in Section G for the interested reader.

#### 4.1 Multilevel formulation of the maximizer of the acquisition function

We construct a multilevel estimator for the one-step look-ahead acquisition function

$$\alpha(x; \mathcal{D}) := \mathbb{E}_{f(\cdot; \mathcal{D})} \left[ r(f, x) + \max_{x_1} \mathbb{E}_{f(\cdot; \mathcal{D}_1(x))} [r(f, x_1)] \right]. \quad (8)$$

Since our target is to find the next observation point guided by the acquisition function, we formulate the multilevel estimator for the maximizer as

$$x_{\text{ML}}^* := \sum_{l=0}^L z_{N_l, M_l} - z_{N_l, M_{l-1}} = \sum_{l=0}^L \Delta z_{N_l, M_l}, \quad (9)$$

where

$$z_{N_l, M_l} = \arg\max_{x \in \mathcal{X}} \frac{1}{N_l} \sum_{i=1}^{N_l} \left[ r(f^i(x; \mathcal{D})) + \left( \max_{x_1^i} \frac{1}{M_l} \sum_{j=1}^{M_l} r(f^{ij}(x_1^i; \mathcal{D}_1^i(x))) \right) \right], \quad (10)$$

$$z_{N_l, M_{l-1}} = \arg\max_{x \in \mathcal{X}} \frac{1}{N_l} \sum_{i=1}^{N_l} \left[ r(f^i(x; \mathcal{D})) + \left( \max_{x_1^i} \frac{1}{M_{l-1}} \sum_{j=1}^{M_{l-1}} r(f^{ij}(x_1^i; \mathcal{D}_1^i(x))) \right) \right], \quad (11)$$

where  $z_{N_0, M_{-1}} \equiv 0$ . To leverage the MLMC, we first simulate  $M_l$  samples of  $f(x_1; \mathcal{D}_1(x))$  and construct the  $z_{N_l, M_l}$  and then subsample  $M_{l-1}$  samples from the  $M_l$  samples to construct  $z_{N_l, M_{l-1}}$ . We remark that the terms  $\Delta z_{N_l, M_l}(x)$  for  $l = 0, 1, \dots, L$  are mutually independent. We also use an improved *antithetic estimator*, which leverages all samples from the fine estimator in the coarse approximation. See Appendix D.1

The complexity is determined by the cost to evaluate the terms above, which is  $O(d(\sum_{l=0}^L N_l(M_l + 1)))$  for both the antithetic and regular cases. Without loss of generality, we assume that a fast super-linear solver is available, so computing  $x_{\text{ML}}^*$  can be done with a linear cost in the evaluation of the objective function, which corresponds to  $\gamma = 1$ .

## 4.2 MLMC approximation of the BO acquisition function

Here, we first present a theoretical analysis of a procedure for MLMC BO using the easier-to-analysis acquisition function results. We combine MLMC ideas with SAA techniques on acquisition function instead of our original interested optimizers, i.e. we directly construct an MLMC estimator for the acquisition function. We aim to approximate the one-step look-ahead acquisition function

$$\alpha(x; \mathcal{D}) := \mathbb{E}_{f(\cdot; \mathcal{D})} \left[ r(f, x) + \max_{x_1} \mathbb{E}_{f(\cdot; \mathcal{D}_1(x))} [r(f, x_1)] \right].$$

Similarly to equations (10) and (11), we construct  $\Delta \alpha_{N_l, M_l}(x) = \alpha_{N_l, M_l}(x) - \alpha_{N_{l-1}, M_{l-1}}(x)$ , with  $\alpha_{N_0, M_{-1}}(x) \equiv 0$ , as incremental approximations of (3). From this, we form the estimator

$$\alpha_{\text{ML}}(x) := \sum_{l=0}^L \Delta \alpha_{N_l, M_l}(x).$$

We now argue that  $\alpha_{\text{ML}}$  is a computationally efficient proxy for the intractable limit objective  $\alpha(x; \mathcal{D})$ , which leads to computational benefits for approximating optimizer  $x^*$ . (See Appendix D.2 for some further details.)

Before proceeding with the theoretical analysis, we note again that the above estimator  $\alpha_{\text{ML}}(x)$  and the corresponding  $\text{argmax}_{x \in \mathcal{X}} \alpha_{\text{ML}}(x)$  is just one estimator that leverages the MLMC methodology. This choice is particularly tractable from a theoretical perspective. However, as this paper demonstrates, there are a variety of alternative estimators, such as (9), that benefit from leveraging MLMC ideas and can potentially be more direct for the BO context. A further assumption and supporting Lemmas are presented in Appendix F.

**Theorem 1** (Q-Function Convergence). *Assume 1 and 2. Let  $M_l = 2^l$ . For  $x \in \mathcal{X}$ , the MLMC estimator  $\alpha_{\text{ML}}(x)$  is such that*

$$\mathbb{E} \left[ \sup_x |\alpha_{\text{ML}}(x) - \alpha(x; \mathcal{D})|^2 \right] \leq C(L+1) \left( \frac{V_0}{N_0} + \sum_{l=1}^L \frac{1}{N_l M_l} \right) + \frac{C}{M_L},$$

$$\mathbb{E} \left[ \sup_x |\nabla \alpha_{\text{ML}}(x) - \nabla \alpha(x; \mathcal{D})|^2 \right] \leq C(L+1) \left( \frac{V_0}{N_0} + \sum_{l=1}^L \frac{1}{N_l M_l} \right) + \frac{C}{M_L}$$

for some constant  $C$ . Consequently taking  $L = O(|\log \varepsilon|)$ ,

$$N_0 = \varepsilon^{-2} K_L \left( \frac{V_0}{M_0} \right)^{1/2} \quad \text{and} \quad N_l = \varepsilon^{-2} K_L \frac{1}{M_l}, \quad (12)$$

for  $l \geq 1$  with  $K_L = (V_0 M_0)^{1/2} + L$ , the MLMC estimator  $\alpha_{\text{ML}}(x)$  gives the following error estimate, for  $x \in \mathcal{X}$ ,

$$\mathbb{E} [\sup_x |\alpha_{\text{ML}}(x) - \alpha(x; \mathcal{D})|^2] \leq C \varepsilon^2$$

for a sample complexity of  $O(\varepsilon^{-2} |\log \varepsilon|^3)$ .

The proof of Theorem 1 is in Appendix G.2. Appendix E provides corollaries for the value function and the maximizer. Here, we consider the inner sup with a loose bound; up to logarithmic terms, we achieve the same rate as a standard MC stimulation (without nested summations and maximizations).

### 4.3 Main Result

We now establish the main MLMC complexity result, which requires an additional assumption 3, given in Appendix F.

**Theorem 2.** Assume 1, 2 and 3. Let  $M_l = 2^l$ . The estimator  $x_{\text{ML}}^*$  is such that, for  $x \in \mathcal{X}$ ,

$$\mathbb{E} [\|x_{\text{ML}}^* - x^*\|^2] \leq C \left( \frac{V_0}{N_0} + \sum_{l=1}^L \frac{1}{N_l M_l^\beta} \right) + \frac{C}{M_L}$$

for  $\beta \geq 1$  and some constant  $C$ . Consequently taking  $L = O(|\log \varepsilon|)$ ,

$$N_0 = \varepsilon^{-2} K_L \left( \frac{V_0}{M_0} \right)^{1/2} \quad \text{and} \quad N_l = \varepsilon^{-2} K_L \frac{1}{M_l},$$

for  $l \geq 1$  with  $K_L = (V_0 M_0)^{1/2} + L$ , the MLMC estimator (9) gives the following error estimate, for some  $x^* \in S^*$ ,

$$\mathbb{E} [\|x_{\text{ML}}^* - x^*\|^2] \leq C \varepsilon^2, \quad (13)$$

for a complexity of  $O(\varepsilon^{-2} (\log \varepsilon)^2)$ .

The proof is given in Appendix G.5. We verify  $\beta = 1$  numerically with the difference of optimizer in Appendix H.3. This corresponds to the borderline scenario of Proposition 3 with  $\beta = \gamma = 1$ , which still yields an improvement compared with the standard MC. We have the following remark, which can further improve the computational complexity.

**Remark 1.** *The antithetic construction (26) gives  $\beta \approx 1.5$  leading to an overall canonical computational complexity  $O(\varepsilon^{-2})$ . This is similar to the work [18], but here, we are interested in constructing a multilevel estimator of the optimizer. The rates are numerically verified with the 1D toy example 1. See Appendix H.3 for the verification of  $\beta \approx 1.5$  and Figure 1(c) for the complexity.*

In practice, using the ceiling function, we choose integer values of  $L$ ,  $N_l$ , and  $M_l$ .

## 5 Numerical Results

In this section, we run the whole BO algorithm on various synthetic functions from BoTorch [3] and show the benefits of using MLMC (9) with the antithetic approach over MC (3) in acquisition function approximation, which is currently in use. We apply the normalized MSE, defined as

$$\text{NMSE} = \mathbb{E} \left[ \frac{\|\max_{\mathcal{D}_k} g(x) - g(x^*)\|^2}{\|\max_{\mathcal{D}_0} g(x) - g(x^*)\|^2} \right], \quad (14)$$

where  $\mathcal{D}_0$  and  $\mathcal{D}_k$  are the initial observation set and the observation set after  $k$  iterations, as the error metric. It measures the algorithm’s expected relative improvement over the initial values. It normalizes the value into  $[0, 1]$ , which can make the performance on different problems with different scales of domain comparable and remains the decaying feature of error. The acquisition function we applied is the one-step look-ahead 2-EI defined in (19) for convenience. According to Figure 2, in expectation, compared with the MC method, the MLMC method can achieve the same NMSE with less computational cost to find the optimum of test functions, including 1D toy example, 2D Ackley function, 2D DropWave function, 2D Branin function, 6D Hartmann function, and 8D Cosine function. We primarily focus on the method from Section 4.1 as our initial study. Figure 2(a) found it to have better performance. (Though use of the antithetic trick may improve performance for value functions.) It is useful to note that MLMC requires balancing the ”variance” and ”bias” to achieve the canonical rate. This requires careful tuning in selecting the finest level and the number of samples at each level. From the previously derived formulas, the level and the number of samples depend on the variance of the increments. In practice, since we need to approximate the acquisition function interactively, it is not realistic or efficient to compute the variance every time before we evaluate the functions. A practical way to deal with that is to use  $C2^{-\beta l}$ , which is due to the proportionality of the variance, with the constant  $C$  empirically. It turns out that the worst situation is the MLMC degenerates to MC, and we have an MC rate of convergence in a single acquisition function approximation. Overall, it performs better.

Another point to note is the telescope sum of MLMC requires successive summations such that the coarser estimator at level  $l$  cancels with the finer estimator at level  $l - 1$ . Because LBFGS can be trapped into different local

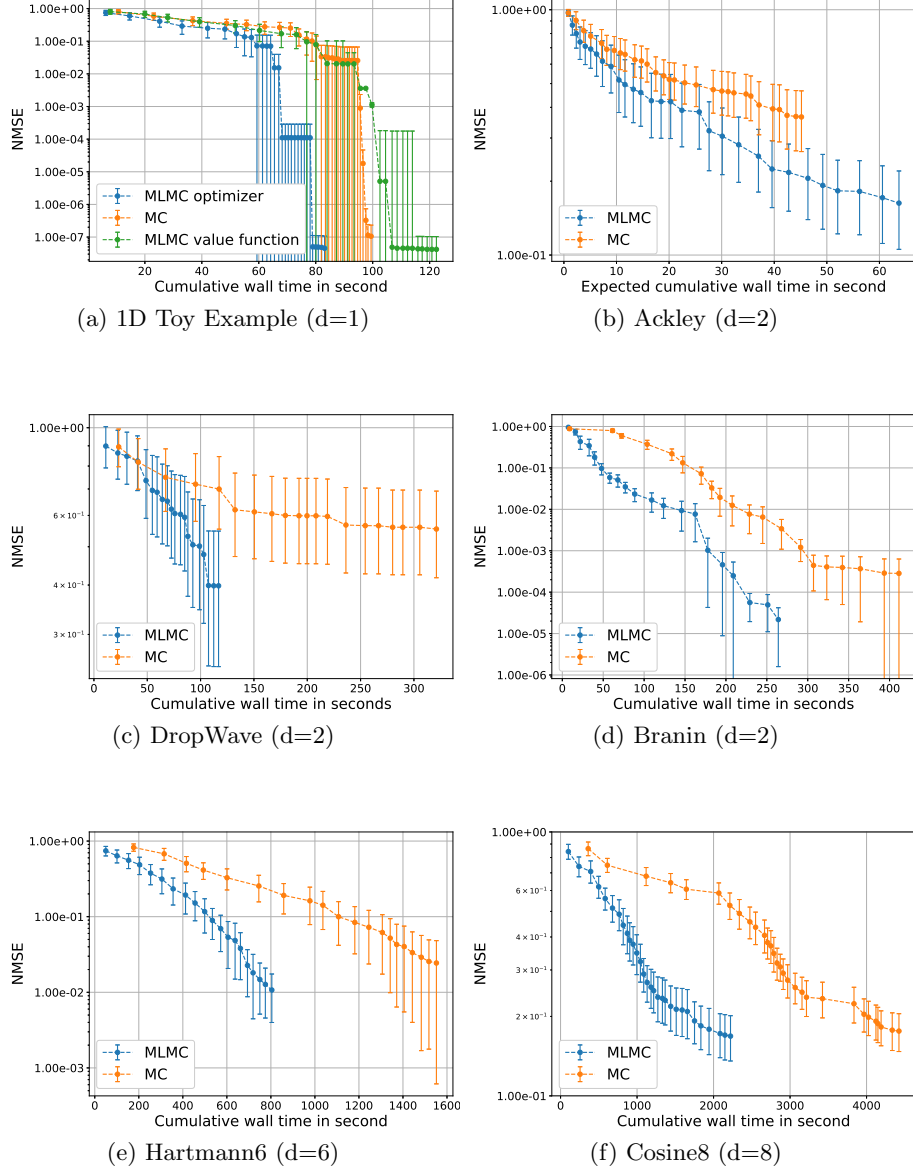


Figure 2: Convergence of the BO algorithm with respect to the cumulative wall time in seconds, with error bars (computed with 20 realizations). The Matern kernel is applied. The initial BO run starts with  $2 \times d$  observations.

maximizers or the maximizers do not correspond due to approximation error, we need to run multi-restart LBFGS and match the maximizers. In addition,

we also need to match the maximizers for each increment at level  $l$ . A simple way to do that is to use the smallest distance measured by the Euclidean norm. First, we generate the maximizer at level 0 and find the point among the coarser estimator at level 1 with the smallest distance from the maximizer at level 0. Second, we find the point among the finer estimator at level 1 with the smallest distance from the maximizer at level 1. Then, we use the maximizer from the finer estimator as an indicator to match the next level. This process is repeated until we arrive at level  $L$ .

## 6 Future Directions

Evaluating the multi-step look-ahead acquisition function is computationally expensive. We introduced the MLMC into the area and showed the benefits of using MLMC over MC. Further theoretical analysis remains to be carried out. This paper mainly focuses on the one- and two-step look-ahead ones, but it can be easily extended to steps over two. MLMC may not be able to achieve a canonical rate with the increasing of the look-ahead step due to the curse of dimensionality, which leads to the violation of regularity assumptions, but this can be solved by using multi-index Monte Carlo (MIMC) [23], which works by considering increments of increments instead of a simple increment at each level. The benefit of MIMC is the regularity assumptions are only required on each nested MC individually. We can leverage randomized MLMC [41, 42] and randomized MIMC, which eliminates the bias and costly tuning ordinarily required to balance with variance, at the cost of a potentially larger constant [37]. It may be possible to further reduce computational complexity to  $\text{MSE}^{-1/2}$  or  $O(\varepsilon^{-1})$  for small  $\varepsilon > 0$  by introducing multilevel quasi-Monte Carlo or multi-index quasi-Monte Carlo developed based on MLMC or MIMC and quasi-Monte Carlo [9, 35], which generates a sequence of low discrepancy samples for variance reduction. However, the improved complexity relies on smoothness of the integrand, and performance degenerates to that of standard MC,  $O(\varepsilon^{-2})$ , in the non-smooth case.

## References

- [1] Peter Auer. Using confidence bounds for exploitation-exploration trade-offs. *Journal of Machine Learning Research*, 3(Nov):397–422, 2002.
- [2] Peter Auer, Nicolo Cesa-Bianchi, and Paul Fischer. Finite-time analysis of the multiarmed bandit problem. *Machine learning*, 47:235–256, 2002.
- [3] Maximilian Balandat, Brian Karrer, Daniel Jiang, Samuel Daulton, Ben Letham, Andrew G Wilson, and Eytan Bakshy. BoTorch: a framework for efficient Monte-Carlo Bayesian optimization. *Advances in neural information processing systems*, 33:21524–21538, 2020.

- [4] Joakim Beck, Ben Mansour Dia, Luis Espath, and Raúl Tempone. Multilevel double loop Monte Carlo and stochastic collocation methods with importance sampling for Bayesian optimal experimental design. *International Journal for Numerical Methods in Engineering*, 121(15):3482–3503, 2020.
- [5] Jose H Blanchet, Nan Chen, and Peter W Glynn. Unbiased Monte Carlo computation of smooth functions of expectations via Taylor expansions. In *2015 Winter Simulation Conference (WSC)*, pages 360–367. IEEE, 2015.
- [6] Ilija Bogunovic, Jonathan Scarlett, Andreas Krause, and Volkan Cevher. Truncated variance reduction: A unified approach to Bayesian optimization and level-set estimation. *Advances in neural information processing systems*, 29, 2016.
- [7] Aleksandr Alekseevich Borovkov. *Probability theory*. CRC Press, 1999.
- [8] Hans-Joachim Bungartz and Michael Griebel. Sparse grids. *Acta numerica*, 13:147–269, 2004.
- [9] Russel E Caflisch. Monte Carlo and quasi-Monte Carlo methods. *Acta numerica*, 7:1–49, 1998.
- [10] Diana Cai and Ryan P Adams. Multi-fidelity Monte Carlo: a pseudo-marginal approach. *Advances in Neural Information Processing Systems*, 35:21654–21667, 2022.
- [11] Neil K Chada, Ajay Jasra, Kody JH Law, and Sumeetpal S Singh. Multilevel Bayesian Deep Neural Networks. *arXiv preprint arXiv:2203.12961*, 2022.
- [12] Sourav Chatterjee and Persi Diaconis. The sample size required in importance sampling. *The Annals of Applied Probability*, 28(2):1099–1135, 2018.
- [13] Peter I Frazier. A tutorial on Bayesian optimization. *arXiv preprint arXiv:1807.02811*, 2018.
- [14] Masahiro Fujisawa and Issei Sato. Multilevel Monte Carlo Variational Inference. *The Journal of Machine Learning Research*, 22(1):12741–12784, 2021.
- [15] Michael B Giles. Multilevel monte carlo path simulation. *Operations research*, 56(3):607–617, 2008.
- [16] Michael B Giles. Multilevel Monte Carlo methods. *Acta numerica*, 24:259–328, 2015.
- [17] Michael B Giles. MLMC for nested expectations. In *Contemporary Computational Mathematics-A Celebration of the 80th Birthday of Ian Sloan*, pages 425–442. Springer, 2018.



- [18] Michael B Giles and Takashi Goda. Decision-making under uncertainty: using MLMC for efficient estimation of EVPPI. *Statistics and Computing*, 29(4):739–751, 2019.
- [19] Michael B Giles and Abdul-Lateef Haji-Ali. Multilevel nested simulation for efficient risk estimation. *SIAM/ASA Journal on Uncertainty Quantification*, 7(2):497–525, 2019.
- [20] Takashi Goda, Tomohiko Hironaka, and Takeru Iwamoto. Multilevel Monte Carlo estimation of expected information gains. *Stochastic Analysis and Applications*, 38(4):581–600, 2020.
- [21] Takashi Goda, Tomohiko Hironaka, Wataru Kitade, and Adam Foster. Unbiased MLMC stochastic gradient-based optimization of Bayesian experimental designs. *SIAM Journal on Scientific Computing*, 44(1):A286–A311, 2022.
- [22] Javier González, Michael Osborne, and Neil Lawrence. GLASSES: Relieving the myopia of Bayesian optimisation. In *Artificial Intelligence and Statistics*, pages 790–799. PMLR, 2016.
- [23] Abdul-Lateef Haji-Ali, Fabio Nobile, and Raúl Tempone. Multi-index Monte Carlo: when sparsity meets sampling. *Numerische Mathematik*, 132:767–806, 2016.
- [24] Michael T Heath. *Scientific computing: an introductory survey, revised second edition*. SIAM, 2018.
- [25] Philipp Hennig and Christian J Schuler. Entropy Search for Information-Efficient Global Optimization. *Journal of Machine Learning Research*, 13(6), 2012.
- [26] José Miguel Hernández-Lobato, Matthew W Hoffman, and Zoubin Ghahramani. Predictive entropy search for efficient global optimization of black-box functions. *Advances in neural information processing systems*, 27, 2014.
- [27] Tomohiko Hironaka, Michael B Giles, Takashi Goda, and Howard Thom. Multilevel Monte Carlo estimation of the expected value of sample information. *SIAM/ASA Journal on Uncertainty Quantification*, 8(3):1236–1259, 2020.
- [28] Yifan Hu, Xin Chen, and Niao He. On the bias-variance-cost tradeoff of stochastic optimization. *Advances in Neural Information Processing Systems*, 34:22119–22131, 2021.
- [29] Frederick James. Monte Carlo theory and practice. *Reports on progress in Physics*, 43(9):1145, 1980.
- [30] Ajay Jasra, Kengo Kamatani, Kody J. H. Law, and Yan Zhou. A multi-index Markov chain Monte Carlo method. *International Journal for Uncertainty Quantification*, 8(1), 2018.

- [31] Shali Jiang, Henry Chai, Javier Gonzalez, and Roman Garnett. BINOCULARS for efficient, nonmyopic sequential experimental design. In *International Conference on Machine Learning*, pages 4794–4803. PMLR, 2020.
- [32] Shali Jiang, Daniel Jiang, Maximilian Balandat, Brian Karrer, Jacob Gardner, and Roman Garnett. Efficient nonmyopic Bayesian optimization via one-shot multi-step trees. *Advances in Neural Information Processing Systems*, 33:18039–18049, 2020.
- [33] Donald R Jones, Matthias Schonlau, and William J Welch. Efficient global optimization of expensive black-box functions. *Journal of Global optimization*, 13(4):455, 1998.
- [34] Sujin Kim, Raghu Pasupathy, and Shane G Henderson. A guide to sample average approximation. *Handbook of simulation optimization*, pages 207–243, 2015.
- [35] Pierre L’Ecuyer, Art B Owen, et al. *Monte Carlo and Quasi-Monte Carlo Methods 2008*. Springer, 2009.
- [36] Eric Lee, David Eriksson, David Bindel, Bolong Cheng, and Mike Mccourt. Efficient rollout strategies for Bayesian optimization. In *Conference on Uncertainty in Artificial Intelligence*, pages 260–269. PMLR, 2020.
- [37] Xinzhu Liang, Shangda Yang, Simon L Cotter, and Kody JH Law. A randomized Multi-index sequential Monte Carlo method. *Statistics and Computing*, 33(5):97, 2023.
- [38] Anne-Marie Lyne, Mark Girolami, Yves Atchadé, Heiko Strathmann, and Daniel Simpson. On Russian roulette estimates for Bayesian inference with doubly-intractable likelihoods. 2015.
- [39] Jonas Moćkus. On Bayesian methods for seeking the extremum. In *Optimization Techniques IFIP Technical Conference: Novosibirsk, July 1–7, 1974*, pages 400–404. Springer, 1975.
- [40] Vu Nguyen, Sunil Gupta, Santu Rana, Cheng Li, and Svetha Venkatesh. Predictive variance reduction search. In *NIPS Workshop on Bayesian Optimization*, volume 12, 2017.
- [41] Chang-han Rhee and Peter W Glynn. A new approach to unbiased estimation for SDE’s. In *Proceedings of the 2012 Winter Simulation Conference (WSC)*, pages 1–7. IEEE, 2012.
- [42] Chang-han Rhee and Peter W Glynn. Unbiased estimation with square root convergence for SDE models. *Operations Research*, 63(5):1026–1043, 2015.
- [43] Bobak Shahriari, Kevin Swersky, Ziyu Wang, Ryan P Adams, and Nando De Freitas. Taking the human out of the loop: A review of Bayesian optimization. *Proceedings of the IEEE*, 104(1):148–175, 2015.

- [44] Alexander Shapiro, Darinka Dentcheva, and Andrzej Ruszczyński. *Lectures on stochastic programming: modeling and theory*. SIAM, 2021.
- [45] Niranjan Srinivas, Andreas Krause, Sham M Kakade, and Matthias Seeger. Gaussian process optimization in the bandit setting: No regret and experimental design. *arXiv preprint arXiv:0912.3995*, 2009.
- [46] Heiko Strathmann, Dino Sejdinovic, and Mark Girolami. Unbiased Bayes for big data: Paths of partial posteriors. *arXiv preprint arXiv:1501.03326*, 2015.
- [47] Jian Wu and Peter Frazier. Practical two-step lookahead Bayesian optimization. *Advances in neural information processing systems*, 32, 2019.
- [48] Xubo Yue and Raed AL Kontar. Why non-myopic Bayesian optimization is promising and how far should we look-ahead? a study via rollout. In *International Conference on Artificial Intelligence and Statistics*, pages 2808–2818. PMLR, 2020.

## A Acquisition Functions

Some zero-step look-ahead acquisition functions, such as expected improvement (EI), are analytically tractable, but the functions are generally intractable for the look-ahead step over zero. Monte Carlo (MC) estimation is a standard method for approximating the values. Using the reparameterization trick, we assume the following

$$\begin{aligned} f(x, \xi; \mathcal{D}) &= N(\mu(x), \sigma^2(x)) = \mu(x) + \sigma(x)\xi, \\ f(x_1, \xi_1; \mathcal{D}_1(x; \xi)) &= N(\mu(x_1; x), \sigma^2(x_1; x)) = \mu(x_1; x) + \sigma(x_1; x)\xi_1, \end{aligned}$$

where  $\xi, \xi_1 \sim N(0, 1)$ ,  $\mu(\cdot; x)$  and  $\sigma^2(\cdot; x)$  are the posterior mean and variance functions derived with  $\mathcal{D}_1(x; \xi) = \{\mathcal{D}, (x, f(x, \xi; \mathcal{D}))\}$ . For simplicity, we do not carry on the reparameterization trick explicitly and keep using the notation  $f(x; \mathcal{D})$  when the dependence is on  $\xi$  and  $f(x_1; \mathcal{D}_1(x))$  when the dependence is on  $\xi$  and  $\xi_1$ . The superscript notations are used for realization driven by a random source. Specifically, the notation

$$\begin{aligned} f^i(x; \mathcal{D}) &= f(x, \xi^i; \mathcal{D}) \\ f^j(x_1; \mathcal{D}_1(x)) &= f(x_1, \xi_1^j; \mathcal{D}_1(x; \xi)) \\ f^{ij}(x_1; \mathcal{D}_1(x)) &= f(x_1, \xi_1^j; \mathcal{D}_1(x; \xi^i)) \end{aligned}$$

for  $i = 1, 2, \dots$  and  $j = 1, 2, \dots$  is used to stand for a realization of the function. Here,  $\xi^i$ ,  $\xi_1^j$  and  $\xi_1^{ij}$  are i.i.d. The data set follows the superscript notation as well.

Even if the zero-step acquisition function is analytically tractable, we must approximate the one-step and two-step look-ahead acquisition functions, which can be done with MC as follows

$$\begin{aligned} \alpha_{1,N}(x; \mathcal{D}) &= \mathbb{E}_{f(\cdot; \mathcal{D})}[r(f, x)] + \frac{1}{N} \sum_{i=1}^N \max_{x_1^i} \mathbb{E}_{f(\cdot; \mathcal{D}_1^i(x))} [r(f, x_1^i)] , \quad (15) \\ \alpha_{2,N,M}(x; \mathcal{D}) &= \mathbb{E}_{f(\cdot; \mathcal{D})}[r(f, x)] + \frac{1}{N} \sum_{i=1}^N \max_{x_1^i} \left\{ \mathbb{E}_{f(\cdot; \mathcal{D}_1^i(x))} [r(f, x_1^i)] + \frac{1}{M} \sum_{j=1}^M \max_{x_2^{ij}} \mathbb{E}_{f(\cdot; \mathcal{D}_2^{ij}(x, x_1^i))} [r(f, x_2^{ij})] \right\} , \quad (16) \end{aligned}$$

where  $N$  and  $M$  are number of samples.

### A.1 Explicit 1- and 2-step functions

**One-step look-ahead expected improvement** can be written as

$$\alpha_1(x; \mathcal{D}) := \mathbb{E}_{f(\cdot; \mathcal{D})} \left[ r(f, x) + \max_{x_1} \mathbb{E}_{f(\cdot; \mathcal{D}_1(x))} [r(f, x_1)] \right] , \quad (17)$$

with  $r(f, x) = (f(x; \mathcal{D}) - f^*(\mathcal{D}))_+$ ,  $r(f, x_1) = (f(x_1; \mathcal{D}_1(x)) - f^*(\mathcal{D}_1(x)))_+$ , where  $f^*(\mathcal{D}_1(x)) = \max\{f^*(\mathcal{D}), f(x; \mathcal{D})\}$ . The one-step look-ahead EI (17) is analytically intractable, which can be approximated by referring to (15).

**One-step look-ahead q-expected improvement** can be written as

$$\alpha_1(x; \mathcal{D}) := \mathbb{E}_{f(\cdot; \mathcal{D})} \left[ r(f, x) + \max_{x_1} \mathbb{E}_{f(\cdot; \mathcal{D}_1(x))} [r(f, x_1)] \right], \quad (18)$$

with  $r(f, x) = \max_{j=1, \dots, q} (f(x_j; \mathcal{D}) - f^*(\mathcal{D}))_+$  and  $r(f, x_1) = \max_{j=1, \dots, q} (f(x_{1,j}; \mathcal{D}_1(x)) - f^*(\mathcal{D}_1(x)))_+$ . The one-step look-ahead qEI (18) is analytically intractable and introduces a nested MC due to the qEI, which can be evaluated by referring to (3).

In the numerical section 5 of this article, we let the zero-step reward be EI and the one-step reward be qEI for convenience, i.e.

$$\alpha_1(x; \mathcal{D}) := \mathbb{E}_{f(\cdot; \mathcal{D})} \left[ r_0(f, x) + \max_{x_1} \mathbb{E}_{f(\cdot; \mathcal{D}_1(x))} [r_1(f, x_1)] \right], \quad (19)$$

with  $r_0(f, x) = (f(x; \mathcal{D}) - f^*(\mathcal{D}))_+$  and  $r_1(f, x_1) = \max_{j=1, \dots, q} (f(x_{1,j}; \mathcal{D}_1(x)) - f^*(\mathcal{D}_1(x)))_+$ .

**Two-step look-ahead expected improvement** can be written as

$$\alpha_2(x; \mathcal{D}) := \mathbb{E}_{f(\cdot; \mathcal{D})} \left[ r(f, x) + \max_{x_1} \mathbb{E}_{f(\cdot; \mathcal{D}_1(x))} \left[ r(f, x_1) + \max_{x_2} \mathbb{E}_{f(\cdot; \mathcal{D}_2(x, x_1))} [r(f, x_2)] \right] \right] \quad (20)$$

with  $r(f, x) = (f(x; \mathcal{D}) - f^*(\mathcal{D}))_+$ ,  $r(f, x_1) = (f(x_1; \mathcal{D}_1(x)) - f^*(\mathcal{D}_1(x)))_+$  and  $r(f, x_2) = (f(x_2; \mathcal{D}_2(x, x_1)) - f^*(\mathcal{D}_2(x, x_1)))_+$ , where  $f^*(\mathcal{D}_2(x, x_1)) = \max\{f^*(\mathcal{D}_1(x)), f(x_1; \mathcal{D}_1(x))\}$ . Referring to equation (16), we obtain the approximation of the two-step look-ahead EI (20).

## B Assumptions and discussion related to SAA

The following are a set of sufficient conditions for basic SAA convergence results to hold, which will be made throughout.

**Assumption 1.**

1. **(Quadratic Growth)** For the optimum  $x^*$ , there exist a constant  $K > 0$  and an open neighborhood  $V$  of  $x^*$  such that for all  $x \in \Omega \cap V$ ,

$$\alpha(x; \mathcal{D}) \leq \alpha(x^*; \mathcal{D}) - K \|x^* - x\|^2.$$

2. The input space  $\mathcal{X}$  is compact, and  $\alpha(x; \mathcal{D}) \in C^1(U)$ , where  $U$  is a neighbourhood of  $S^*$ .

3.  $\mathbb{E}[\alpha(x; \mathcal{D})^2 | \mathcal{D}], \mathbb{E}[\|\nabla_x \alpha(x'; \mathcal{D})\|^2] < \infty$  for all  $x \in \mathcal{X}$  and  $x' \in U$ .
4. Both  $\alpha(\cdot; \mathcal{D})$  and  $\nabla_x \alpha(\cdot; \mathcal{D})$  are Lipschitz continuous with Lipschitz constant  $L(\xi)$  on the input space, which is finite in expectation.

Theorem 5.3 of [44] implies that the limit point (in  $N$ ) of any solution from  $S^N$  lies in  $S^*$ , where  $S^N$  is the set of solutions of the SAA (6), by assuming 1(3, 4). If the function is convex, then a local optimizer is a global optimizer. The rate of convergence of optimizers is based on more factors. We require an essential regularity condition called quadratic growth condition, defined in 1(1). Otherwise, if the function  $r$  increases linearly near  $x^*$ , the optimizer may converge at a faster rate [34] while the rate may be slower if it behaves like a higher-order polynomial.

## C Proof of Proposition 2

*Proof.* Recall  $\alpha(x; \mathcal{D})$ , (15) and (3) as follows

$$\begin{aligned}\alpha(x; \mathcal{D}) &:= \mathbb{E}_{f(\cdot; \mathcal{D})} \left[ r(f, x) + \max_{x_1} \mathbb{E}_{f(\cdot; \mathcal{D}_1(x))} [r(f, x_1)] \right] \\ \alpha_N(x; \mathcal{D}) &= \frac{1}{N} \sum_{i=1}^N \left[ r(f^i(x; \mathcal{D})) + \max_{x_1^i} \mathbb{E}_{f(\cdot; \mathcal{D}_1^i(x))} [r(f, x_1^i)] \right] \\ \alpha_{N,M}(x; \mathcal{D}) &= \frac{1}{N} \sum_{i=1}^{N_l} \left[ r(f^i(x; \mathcal{D})) + \max_{x_1^i} \frac{1}{M} \sum_{j=1}^M r(f^{ij}(x_1^i; \mathcal{D}_1^i(x))) \right].\end{aligned}$$

We first prove equation (7). Note that

$$\mathbb{E}[|\alpha_{N,M}(x; \mathcal{D}) - \alpha(x; \mathcal{D})|^2] \leq 2\mathbb{E}[|\alpha_N(x; \mathcal{D}) - \alpha(x; \mathcal{D})|^2] \quad (21)$$

$$+ 2\mathbb{E}[|\alpha_{N,M}(x; \mathcal{D}) - \alpha_N(x; \mathcal{D})|^2], \quad (22)$$

due to  $(a+b)^2 \leq 2a^2 + 2b^2$ . We deal with the two terms (21) and (22) separately.

The first term (21) is simply a standard MC error bounded by the following

$$\mathbb{E}[|\alpha_N(x; \mathcal{D}) - \alpha(x; \mathcal{D})|^2] = \mathbb{E} \left[ \left( \frac{1}{N} \sum_{i=1}^N \left[ r(f^i(x; \mathcal{D})) + \max_{x_1^i} \mathbb{E}_{f(\cdot; \mathcal{D}_1^i(x))} [r(f, x_1^i)] \right] \right. \right. \quad (23)$$

$$\begin{aligned}&\left. \left. - \mathbb{E}_{f(\cdot; \mathcal{D})} \left[ r(f, x) + \max_{x_1} \mathbb{E}_{f(\cdot; \mathcal{D}_1(x))} [r(f, x_1)] \right] \right)^2 \right] \\ &= \frac{\text{Var} \left( r(f, x) + \max_{x_1} \mathbb{E}_{f(\cdot; \mathcal{D}_1(x))} [r(f, x_1)] \right)}{N} \\ &\leq \frac{\sigma_{\max}}{N}, \quad (24)\end{aligned}$$

where the last inequality is due to the bounded variance assumption.

For the second term (22), we have

$$\begin{aligned}\mathbb{E}[|\alpha_{N,M}(x; \mathcal{D}) - \alpha_N(x; \mathcal{D})|^2] &= \mathbb{E} \left[ \left| \frac{1}{N} \sum_{i=1}^{N_l} \left[ r(f^i(x; \mathcal{D})) + \max_{x_1^i} \frac{1}{M} \sum_{j=1}^M r(f^{ij}(x_1^i; \mathcal{D}_1^i(x))) \right] \right. \right. \\ &\quad \left. \left. - \frac{1}{N} \sum_{i=1}^N \left[ r(f^i(x; \mathcal{D})) + \max_{x_1^i} \mathbb{E}_{f(\cdot; \mathcal{D}_1^i(x))} [r(f, x_1^i)] \right] \right|^2 \right] \\ &= \mathbb{E} \left[ \left| \frac{1}{N} \sum_{i=1}^{N_l} \max_{x_1^i} \frac{1}{M} \sum_{j=1}^M r(f^{ij}(x_1^i; \mathcal{D}_1^i(x))) - \frac{1}{N} \sum_{i=1}^N \max_{x_1^i} \mathbb{E}_{f(\cdot; \mathcal{D}_1^i(x))} [r(f, x_1)] \right|^2 \right]\end{aligned}$$

Define

$$x_{1,M}^{i,*} = \operatorname{argmax}_{x_1^i} \frac{1}{M} \sum_{j=1}^M r(f^{ij}(x_1; \mathcal{D}_1^i(x))).$$

Then, we have

$$\max_{x_1^i} \mathbb{E}_{f(\cdot; \mathcal{D}_1^i(x))} [r(f, x_1^i)] \geq \mathbb{E}_{f(\cdot; \mathcal{D}_1^i(x))} [r(f, x_{1,M}^{i,*})].$$

Thus,

$$\begin{aligned}&\mathbb{E}[|\alpha_{N,M}(x; \mathcal{D}) - \alpha_N(x; \mathcal{D})|^2] \\ &\leq \mathbb{E} \left[ \left| \frac{1}{N} \sum_{i=1}^N \frac{1}{M} \sum_{j=1}^M r(f^{ij}(x_{1,M}^{i,*}; \mathcal{D}_1^i(x))) - \frac{1}{N} \sum_{i=1}^N \mathbb{E}_{f(\cdot; \mathcal{D}_1^i(x))} [r_1(f, x_{1,M}^{i,*})] \right|^2 \right] \\ &\leq \frac{N}{N^2} \sum_{i=1}^N \mathbb{E} \left[ \left| \frac{1}{M} \sum_{j=1}^M r(f^{ij}(x_{1,M}^{i,*}; \mathcal{D}_1^i(x))) - \mathbb{E}_{f(\cdot; \mathcal{D}_1^i(x))} [r(f, x_{1,M}^{i,*})] \right|^2 \right] \\ &\leq \frac{1}{N} \sum_{i=1}^N \operatorname{Var} \left( \frac{1}{M} \sum_{j=1}^M r(f^{ij}(x_{1,M}^{i,*}; \mathcal{D}_1^i(x))) \right) \\ &\leq \frac{\sigma_{\max}}{M},\end{aligned}\tag{25}$$

the first inequality is by taking the maximizer, the second inequality is by Cauchy-Schwarz inequality, and the last follows from standard SAA arguments.

Combining (24) and (25), we have

$$\mathbb{E}|\alpha_{N,M}(x) - \alpha(x)|^2 \leq C_1(1/N + 1/M),$$

for some constant  $C_1$ .

□

## D MLMC estimators

### D.1 Antithetic coarse estimator

An antithetic coupling approach can improve the rate of convergence. It involves replacing the coarse estimator (11) with

$$z_{N_l, M_{l-1}}^A = \operatorname{argmax}_x \frac{1}{N_l} \sum_{i=1}^{N_l} \left[ r(f^i(x; \mathcal{D})) + \frac{1}{2} \left( \max_{x_1^i} \frac{1}{M_{l-1}} \sum_{j=1}^{M_{l-1}} r(f^{ij}(x_1^i; \mathcal{D}_1^i(x))) + \max_{x_1^i} \frac{1}{M_{l-1}} \sum_{j=M_{l-1}+1}^{M_l} r(f^{ij}(x_1^i; \mathcal{D}_1^i(x))) \right) \right], \quad (26)$$

where  $z_{N_0, M_{-1}}^A \equiv 0$  and the samples used for  $z_{N_l, M_{l-1}}^A$  are taken by splitting the  $M_l$  samples from  $z_{N_l, M_l}$ . In the coarser estimator  $z_{N_l, M_{l-1}}^A$ , one averages the maxima associated with two batches of  $M_{l-1}$  samples rather than just maximizing the average. This is known as antithetic coupling and is expected to yield an improved strong convergence rate; hence, we introduce this construction here. It can easily be shown using Taylor expansion for smooth functions [5] that it can double the rate, but it can yield improvement even for non-smooth functions [17, 18], as in our situation. The multilevel formulation for the two-step look-ahead acquisition function is given in Appendix D.3.

### D.2 MLMC Acquisition Function

We define  $\Delta\alpha_{N_l, M_l}(x) = \alpha_{N_l, M_l}(x) - \alpha_{N_l, M_{l-1}}(x)$  and adapt the convention that  $\alpha_{N_0, M_{-1}}(x) \equiv 0$ . From this, we form the estimator

$$\alpha_{\text{ML}}(x) := \sum_{l=0}^L \Delta\alpha_{N_l, M_l}(x),$$

where

$$\begin{aligned} \alpha_{N_l, M_l}(x) &= \frac{1}{N_l} \sum_{i=1}^{N_l} \left[ r(f^i(x; \mathcal{D})) + \left( \max_{x_1^{ij}} \frac{1}{M_l} \sum_{j=1}^{M_l} r(f^{ij}(x_1^{ij}; \mathcal{D}_1^i(x))) \right) \right], \\ \alpha_{N_l, M_{l-1}}(x) &= \frac{1}{N_l} \sum_{i=1}^{N_l} \left[ r(f^i(x; \mathcal{D})) + \left( \max_{x_1^{ij}} \frac{1}{M_{l-1}} \sum_{j=1}^{M_{l-1}} r(f^{ij}(x_1^{ij}; \mathcal{D}_1^i(x))) \right) \right]. \end{aligned}$$

We remark that the terms  $\Delta\alpha_{N_l, M_l}(x)$  for  $l = 0, 1, \dots, L$  are mutually independent. We now argue that  $\alpha_{\text{ML}}$  is a computationally efficient proxy for the intractable limit objective  $\alpha(x; \mathcal{D})$ , which leads to computational benefits for approximating optimizer  $x^*$ .



### D.3 Multilevel formulation of two-step look-ahead acquisition function

The multilevel estimation for the optimizer of the two-step look-ahead acquisition function  $\alpha_2(x; \mathcal{D})$  can be formulated as

$$x_{\text{ML}}^* := \sum_{l=0}^L z_{N_l, M_l} - z_{N_l, M_{l-1}} = \sum_{l=0}^L \Delta z_{N_l},$$

with

$$z_{N_l, M_l} = \operatorname{argmax}_x \frac{1}{N_l} \sum_{i=1}^{N_l} \left[ r(f^i(x; \mathcal{D})) + \max_{x_1^i} \frac{1}{M_l} \sum_{j=1}^{M_l} \left( r(f^{ij}(x_1^i; \mathcal{D}_1^i(x))) + \max_{x_2^{ij}} \mathbb{E}_{f(\cdot; \mathcal{D}_2^{ij}(x, x_1))} [r(f, x_2^{ij})] \right) \right], \quad (27)$$

$$z_{N_l, M_{l-1}} = \operatorname{argmax}_x \frac{1}{N_l} \sum_{i=1}^{N_l} \left[ r(f^i(x; \mathcal{D})) + \max_{x_1^i} \frac{1}{M_{l-1}} \sum_{j=1}^{M_{l-1}} \left( r(f^{ij}(x_1^i; \mathcal{D}_1^i(x))) + \max_{x_2^{ij}} \mathbb{E}_{f(\cdot; \mathcal{D}_2^{ij}(x, x_1))} [r(f, x_2^{ij})] \right) \right]. \quad (28)$$

Here we use the convention  $z_{N_0, M_{-1}} \equiv 0$ . To leverage the MLMC, we also require the subsampling of  $M_{l-1}$  samples from  $M_l$  similar to the one-step look-ahead one. The antithetic approach of the two-step function involves replacing the coarse estimator (28) with

$$\begin{aligned} z_{N_l, M_{l-1}}^A = \operatorname{argmax}_x \frac{1}{N_l} \sum_{i=1}^{N_l} & \left[ r(f^i(x; \mathcal{D})) \right. \\ & + \frac{1}{2} \left( \max_{x_1^i} \frac{1}{M_{l-1}} \sum_{j=1}^{M_{l-1}} \left( r(f^{ij}(x_1^i; \mathcal{D}_1^i(x))) + \max_{x_2^{ij}} \mathbb{E}_{f(\cdot; \mathcal{D}_2^{ij}(x, x_1))} [r(f, x_2^{ij})] \right) \right. \\ & \left. \left. + \max_{x_1^i} \frac{1}{M_{l-1}} \sum_{j=M_{l-1}+1}^{M_l} \left( r(f^{ij}(x_1^i; \mathcal{D}_1^i(x))) + \max_{x_2^{ij}} \mathbb{E}_{f(\cdot; \mathcal{D}_2^{ij}(x, x_1))} [r(f, x_2^{ij})] \right) \right) \right], \end{aligned}$$

where  $z_{N_0, M_{-1}}^A \equiv 0$ . The sampling step is the same as the one-step look-ahead one.

## E Value function and maximizer corollaries

Theorem 1 provides a convergence rate for q-functions. We can then use this result to establish the convergence of value functions:

**Corollary 1** (Value Function Convergence). *For  $v^*(\mathcal{D}) := \max_x \alpha(x; \mathcal{D})$  and  $v_{\text{ML}} := \max_x \alpha_{\text{ML}}(x)$*

$$\mathbb{E}[|v_{\text{ML}} - v^*(\mathcal{D})|^2] \leq C(L+1) \left( \frac{V_0}{N_0} + \sum_{l=1}^L \frac{1}{N_l M_l} \right) + \frac{C}{M_L}$$

and thus under the parameter choices (12), a root-mean-square error of  $\varepsilon^2$  can be achieved with a sample complexity of  $O(\varepsilon^{-2}|\log \varepsilon|^3)$ .

The proof of Corollary 1 is given in Appendix G.3. Assuming quadratic growth at the optimizer, we can prove convergence to the optimal decision point.

**Corollary 2** (Maximizer Convergence). *Assume 1 and 2. For  $\tilde{x}_{\text{ML}}^* \in \arg\max_x \alpha_{\text{ML}}(x)$  and  $x^* = \arg\max_x \alpha(x; \mathcal{D})$*

$$\mathbb{E}[\|\tilde{x}_{\text{ML}}^* - x^*\|^2] \leq C(L+1) \left( \frac{V_0}{N_0} + \sum_{l=1}^L \frac{1}{N_l M_l} \right) + \frac{1}{M_L}$$

and thus under the parameter choices (12), a mean-square error of  $\varepsilon^2$  can be achieved with a sample complexity of  $O(\varepsilon^{-2}|\log \varepsilon|^3)$ .

The proof of Corollary 2 is given in Appendix G.4.

It is difficult to numerically verify Theorem 1 due to the inner sup. Numerical verification of complexity for Corollary 1 and 2 are in Appendix H.2.

## F Assumptions and discussion related to MLMC

We let

$$\begin{aligned} \Delta_M(x) &= \max_{x_1} \frac{1}{M} \sum_{j=1}^M r(f^j(x_1; \mathcal{D}_1(x))) - \max_{x_1} \mathbb{E}_{f(\cdot; \mathcal{D}_1(x))} [r(f, x_1)], \\ \nabla \Delta_M(x) &= \nabla_x \max_{x_1} \frac{1}{M} \sum_{j=1}^M r(f^j(x_1; \mathcal{D}_1(x))) - \nabla_x \max_{x_1} \mathbb{E}_{f(\cdot; \mathcal{D}_1(x))} [r(f, x_1)]. \end{aligned} \quad (29)$$

Notice that  $\Delta_M(x)$  and  $\nabla \Delta_M(x)$  summarize the error in the sample average approximation of the inner expectation and its derivative, respectively. Given the existence of comparable results on SAA, we make the following assumption:

**Assumption 2.** *For some constant  $C > 0$  and  $\forall x \in \mathcal{X}$ ,*

$$\begin{aligned} \sup_x |\mathbb{E}[\Delta_M(x)]| &\leq \frac{C}{M^{\frac{1}{2}}} \quad \text{and} \quad \mathbb{E} \left[ \sup_x \left| \Delta_M(x) - \mathbb{E}[\Delta_M(x)] \right|^2 \right] \leq \frac{C}{M}, \\ \sup_x |\mathbb{E}[\nabla \Delta_M(x)]| &\leq \frac{C}{M^{\frac{1}{2}}} \quad \text{and} \quad \mathbb{E} \left[ \sup_x \left| \nabla \Delta_M(x) - \mathbb{E}[\nabla \Delta_M(x)] \right|^2 \right] \leq \frac{C}{M}. \end{aligned}$$

**Remark 2.** *The above Assumption is found to hold for Sample Average Approximation for any given value of  $x$ , See Page 165 of [44]. Here we ask for standard SAA approximation results to hold over all values of  $x$  taken in our outer sample. Also, if  $\max_{x_1} \frac{1}{M} \sum_{j=1}^M r(f^j(x_1; \mathcal{D}_1(x)))$  is square integrable, Assumption 2 is*

satisfied by CLT. The square integrability of  $\max_{x_1} \frac{1}{M} \sum_{j=1}^M r(f^j(x_1; \mathcal{D}_1(x)))$  can be obtained by the square integrability of underlying Gaussian random variables, following the similar argument of showing uniform integrability as Theorem 6.1.6 of [7]. The underlying GP is square integrable by choosing a proper integrable kernel function.

We state an intermediate result in Lemma 1, which shows the variance of the increments satisfies the MLMC assumption and leads to Theorem 1.

**Lemma 1.** *Assume 2 and  $M_l = cM_{l-1}$  for some positive integer  $c$ . Then, for some constant  $C > 0$ ,*

$$\mathbb{E}[\sup_x |\Delta\alpha_{N_l, M_l}(x) - \mathbb{E}[\Delta\alpha_{N_l, M_l}(x)]|^2] \leq \frac{C}{N_l M_l}.$$

The proof of Lemma 1 is in Appendix G.1.

## F.1 Additional assumption for Theorem 2

The additional assumption required for the implementable algorithm is now given.

**Assumption 3.** *Assume for  $\beta > 0$  and  $x \in \mathcal{X}$ , the bound*

$$\mathbb{E}[|\Delta\alpha_{N_l, M_l}(x) - \Delta\alpha_{\infty, M_l}(x)|^2] \leq \frac{C}{N_l M_l^\beta},$$

*implies*

$$\mathbb{E}[\|\Delta z_{N_l, M_l} - \Delta z_{\infty, M_l}\|^2] \leq \frac{C}{N_l M_l^\beta}.$$

**Remark 3.** *The implication Assumption 3 holds for differences, e.g.  $\mathbb{E}[\|\Delta z_{N_l, M_l}\|] \leq \sup_{x \in \mathcal{X}} \mathbb{E}[\|\nabla \Delta\alpha_{N_l, M_l}(x)\|]$ , under suitable assumptions, following the argument in the proof of Corollary 2. We have validated it numerically for differences of differences in Appendix H.3, but it remains to be proven.*

## G Proof of lemmas and theorems

Recall

$$\begin{aligned} \alpha(x; \mathcal{D}) &= \mathbb{E}_{f(\cdot; \mathcal{D})} \left[ r(f, x) + \max_{x_1} \mathbb{E}_{f(\cdot; \mathcal{D}_1(x))} [r(f, x_1)] \right], \\ \alpha_{N, M}(x; \mathcal{D}) &= \frac{1}{N} \sum_{i=1}^N \left[ r(f^i(x; \mathcal{D})) + \left( \max_{x_1^i} \frac{1}{M} \sum_{j=1}^M r(f^{ij}(x_1^i; \mathcal{D}_1^i(x))) \right) \right]. \end{aligned}$$

Define

$$\begin{aligned}\alpha_{N,\infty}(x; \mathcal{D}) &= \frac{1}{N} \sum_{i=1}^N \left( r(f^i(x; \mathcal{D})) + \max_{x_1^i} \mathbb{E}_{f(\cdot; \mathcal{D}_1^i(x))} [r(f, x_1^i)] \right), \\ \alpha_{\infty, M}(x; \mathcal{D}) &= \mathbb{E}_{f(\cdot; \mathcal{D})} \left[ r(f, x) + \max_{x_1} \frac{1}{M_l} \sum_{j=1}^{M_l} r(f^j(x_1; \mathcal{D}_1(x))) \right].\end{aligned}$$

We first state a lemma.

**Lemma 2.** *Assume 2. For some constant  $C > 0$ ,*

$$\mathbb{E} \left[ \sup_x |\alpha_{N,M}(x) - \alpha_{N,\infty}(x) - \mathbb{E}[\alpha_{N,M}(x) - \alpha_{N,\infty}(x)]|^2 \right] \leq \frac{C}{NM}.$$

*Proof.* We have

$$\begin{aligned}& \mathbb{E} \left[ \sup_x |\alpha_{N,M}(x) - \alpha_{N,\infty}(x) - \mathbb{E}[\alpha_{N,M}(x) - \alpha_{N,\infty}(x)]|^2 \right] \\&= \mathbb{E} \left[ \sup_x \left| \frac{1}{N} \sum_{i=1}^N \left( \max_{x_1^i} \frac{1}{M} \sum_{j=1}^M r(f^{ij}(x_1^i; \mathcal{D}_1^i(x))) - \max_{x_1^i} \mathbb{E}_{f(\cdot; \mathcal{D}_1^i(x))} [r(f, x_1^i)] \right) \right. \right. \\& \quad \left. \left. - \mathbb{E} \left[ \max_{x_1^i} \frac{1}{M} \sum_{j=1}^M r(f^{ij}(x_1^i; \mathcal{D}_1^i(x))) - \max_{x_1^i} \mathbb{E}_{f(\cdot; \mathcal{D}_1^i(x))} [r(f, x_1^i)] \right] \right|^2 \right] \\&= \frac{1}{N} \mathbb{E} \left[ \sup_x \left( \max_{x_1^i} \frac{1}{M} \sum_{j=1}^M r(f^{ij}(x_1^i; \mathcal{D}_1^i(x))) - \max_{x_1^i} \mathbb{E}_{f(\cdot; \mathcal{D}_1^i(x))} [r(f, x_1^i)] \right. \right. \\& \quad \left. \left. - \mathbb{E} \left[ \max_{x_1^i} \frac{1}{M} \sum_{j=1}^M r(f^{ij}(x_1^i; \mathcal{D}_1^i(x))) - \max_{x_1^i} \mathbb{E}_{f(\cdot; \mathcal{D}_1^i(x))} [r(f, x_1^i)] \right] \right)^2 \right] \\&= \frac{1}{N} \mathbb{E} \left[ \sup_x |\Delta_M(x) - \mathbb{E}[\Delta_M(x)]|^2 \right] \\&\leq \frac{C}{NM}.\end{aligned}$$

In the final inequality, we apply Assumption 2. □

## G.1 Proof of Lemma 1

Now, we prove Lemma 1, which is a direct result of Lemma 2.

*Proof.* Note that

$$\begin{aligned}\Delta_{\alpha_{N_l, M_l}}(x) &= \alpha_{N_l, M_l}(x) - \alpha_{N_l, M_{l-1}}(x) \\&= \alpha_{N_l, M_l}(x) - \alpha_{N_l, \infty}(x) - \alpha_{N_l, M_{l-1}}(x) + \alpha_{N_l, \infty}(x).\end{aligned}$$

Thus,

$$\begin{aligned}
\mathbb{E}[\sup_x |\Delta\alpha_{N_l, M_l}(x) - \mathbb{E}[\Delta\alpha_{N_l, M_l}(x)]|^2] &= \mathbb{E}\left[\sup_x \left| \alpha_{N_l, M_l}(x) - \alpha_{N_l, \infty}(x) - \mathbb{E}[\alpha_{N_l, M_l}(x) - \alpha_{N_l, \infty}(x)] \right. \right. \\
&\quad \left. \left. - \alpha_{N_l, M_{l-1}}(x) + \alpha_{N_l, \infty}(x) + \mathbb{E}[\alpha_{N_l, M_{l-1}}(x) - \alpha_{N_l, \infty}(x)] \right|^2\right] \\
&\leq 2\mathbb{E}\left[\sup_x \left| \alpha_{N_l, M_l}(x) - \alpha_{N_l, \infty}(x) - \mathbb{E}[\alpha_{N_l, M_l}(x) - \alpha_{N_l, \infty}(x)] \right|^2\right] \\
&\quad + 2\mathbb{E}\left[\sup_x \left| \alpha_{N_l, M_{l-1}}(x) - \alpha_{N_l, \infty}(x) - \mathbb{E}[\alpha_{N_l, M_{l-1}}(x) - \alpha_{N_l, \infty}(x)] \right|^2\right] \\
&\leq \frac{2C}{N_l M_l} + \frac{2C}{N_l M_{l-1}} \\
&\leq \frac{C}{N_l M_l},
\end{aligned}$$

where the second inequality is obtained by applying Lemma 2 and the last inequality is by  $M_l = cM_{l-1}$  for some positive integer  $c$  and relabeling the constant  $C$ .  $\square$

## G.2 Proof of Theorem 1

The proof of Theorem 1 is given below. The proof is only given for  $\alpha$ , however, given the assumptions the proof for  $\nabla\alpha$  follows in exactly the same fashion.

*Proof.* To begin, the error can be divided into its bias and variance components as follows:

$$\mathbb{E}[\sup_x \|\alpha_{\text{ML}}(x) - \alpha(x; \mathcal{D})\|^2] \leq 2\mathbb{E}[\sup_x \|\alpha_{\text{ML}}(x) - \mathbb{E}[\alpha_{\text{ML}}(x)]\|^2] \quad (31)$$

$$+ 2\sup_x \|\mathbb{E}[\alpha_{\text{ML}}(x)] - \alpha(x; \mathcal{D})\|^2 \quad (32)$$

We will proceed to bound (31) and (32). We bound the term (31). Notice that, by Cauchy-Schwartz

$$|\alpha_{\text{ML}}(x) - \mathbb{E}[\alpha_{\text{ML}}(x)]|^2 = \left| \sum_{l=0}^L \Delta\alpha_{N_l, M_l}(x) - \mathbb{E}[\Delta\alpha_{N_l, M_l}(x)] \right|^2 \leq (L+1) \sum_{l=0}^L \left| \Delta\alpha_{N_l, M_l}(x) - \mathbb{E}[\Delta\alpha_{N_l, M_l}(x)] \right|^2.$$

Thus, we have

$$\begin{aligned}
\mathbb{E}[\sup_x \|\alpha_{\text{ML}}(x) - \mathbb{E}[\alpha_{\text{ML}}(x)]\|^2] &\leq (L+1) \sum_{l=0}^L \mathbb{E}[\sup_x \|\Delta\alpha_{N_l, M_l}(x) - \mathbb{E}[\Delta\alpha_{N_l, M_l}(x)]\|^2] \\
&\leq C(L+1) \left( \frac{V_0}{N_0} + \sum_{l=1}^L \frac{1}{N_l M_l} \right). \quad (33)
\end{aligned}$$

The first line above is due to independence. For  $l=0$ , we have the variance of  $\alpha_{N_0, M_0}$  as  $\mathbb{E}[\|\alpha_{N_0, M_0} - \mathbb{E}[\alpha_{N_0, M_0}]\|^2] = V_0/N_0$ . The equation (33) follows from Lemma 1.

Finally, we deal with the term (32). First we note that  $\alpha_{\text{ML}}(x)$  is an unbiased estimator of  $\alpha_{\infty,L}(x)$  since

$$\begin{aligned}
\mathbb{E}[\alpha_{\text{ML}}(x)] &= \mathbb{E}\left[\sum_{l=0}^L \Delta \alpha_{N_l, M_l}(x)\right] \\
&= \mathbb{E}[\alpha_{N_0, M_0}(x)] + \sum_{l=1}^L (\mathbb{E}[\alpha_{N_l, M_l}(x)] - \mathbb{E}[\alpha_{N_{l-1}, M_{l-1}}(x)]) \\
&= \mathbb{E}[\alpha_{N_0, M_0}(x)] + \sum_{l=1}^L (\mathbb{E}[\alpha_{N_l, M_l}(x)] - \mathbb{E}[\alpha_{N_{l-1}, M_{l-1}}(x)]) \\
&= \mathbb{E}[\alpha_{N_L, M_L}(x)] \\
&= \alpha_{\infty, M_L}(x).
\end{aligned}$$

For the third line, above, note that  $\mathbb{E}[\alpha_{N_l, M_{l-1}}(x)] = \mathbb{E}[\alpha_{N_{l-1}, M_{l-1}}(x)]$ . In the fourth line, we cancel terms in the interpolating sum. Thus

$$|\mathbb{E}[\alpha_{\text{ML}}(x)] - \alpha(x; \mathcal{D})| = |\alpha_{\infty, M_L}(x) - \alpha(x; \mathcal{D})|.$$

And so,

$$\begin{aligned}
&\sup_x |\alpha_{\infty, M_L}(x) - \alpha(x; \mathcal{D})|^2 \\
&= \sup_x \left| \mathbb{E}_{f(\cdot; \mathcal{D})} \left[ r(f, x) + \max_{x_1} \frac{1}{M_L} \sum_{j=1}^{M_L} r(f^j(x_1; \mathcal{D}_1(x))) \right] - \mathbb{E}_{f(\cdot; \mathcal{D})} \left[ r(f, x) + \max_{x_1} \mathbb{E}_{f(\cdot; \mathcal{D}_1(x))} [r(f, x_1)] \right] \right|^2 \\
&= \sup_x \left| \mathbb{E}_{f(\cdot; \mathcal{D})} \left[ \max_{x_1} \frac{1}{M_L} \sum_{j=1}^{M_L} r(f^j(x_1; \mathcal{D}_1(x))) - \max_{x_1} \mathbb{E}_{f(\cdot; \mathcal{D}_1(x))} [r(f, x_1)] \right] \right|^2 \\
&= \sup_x |\mathbb{E}[\Delta_{M_L}(x)]|^2 \\
&\leq \frac{C}{M_L}, \tag{34}
\end{aligned}$$

The final inequality follows by Assumption 2. Applying (33) and (34) to (31) and (32) gives

$$\mathbb{E}\left[\sup_x \|\alpha_{\text{ML}}(x) - \alpha(x; \mathcal{D})\|^2\right] \leq C(L+1) \left( \frac{V_0}{N_0} + \sum_{l=1}^L \frac{1}{N_l M_l} \right) + \frac{C}{M_L}.$$

Thus the required the bound in 1 holds.

Setting  $L = 2|\log \varepsilon|/\log 2$  gives the term  $C/M_L$  of  $O(\varepsilon^2)$ . Given the cost assumption, we have total computational cost  $\text{Cost} = \sum_{l=0}^L M_l N_l$ . We can minimise this cost for a fixed variance  $\frac{V_0}{N_0} + \sum_{l=1}^L \frac{1}{N_l M_l} = \varepsilon^2/(L+1)$  using Lagrange multipliers. See Lemma 3 for a proof. Specifically, Lemma 3 (with

$c_l = M_l$ ,  $l = 0, \dots, L$ ,  $v_0 = V_0$  and  $v_l = 1/M_l$ ,  $l = 1, \dots, L$ ) gives

$$N_0 = (L+1)\varepsilon^{-2}K_L \left( \frac{V_0}{M_0} \right)^{1/2} \quad \text{and} \quad N_l = (L+1)\varepsilon^{-2}K_L \frac{1}{M_l}, \quad \text{for } l \geq 1,$$

for

$$K_L = (V_0 M_0)^{1/2} + L,$$

and hence  $\text{COST} = (L+1)\varepsilon^{-2}K_L^2 = O(|\log \varepsilon|^3/\varepsilon^2)$  since  $K_L = O(|\log \varepsilon|)$  and  $L = O(|\log \varepsilon|)$ . Finally, observe that if we round up terms, I.e.  $N_0 = \left\lceil \varepsilon^{-2}K_L \left( \frac{V_0}{M_0} \right)^{1/2} \right\rceil$  and  $N_l = \left\lceil \varepsilon^{-2}K_L \frac{1}{M_l} \right\rceil$ , for  $l \geq 1$ , then the additional cost added is  $\sum_{l=0}^L M_l \leq 2^{L+1} \leq \frac{2}{\varepsilon^2}$ . Thus the total cost of the algorithm is of order  $O(\varepsilon^{-2}|\log \varepsilon|^3)$ .  $\square$

**Lemma 3.** *The cost minimization*

$$\text{minimize} \quad \sum_{l=0}^L n_l c_l \quad \text{subject to} \quad \sum_{l=0}^L \frac{v_l}{n_l} \leq \varepsilon^2 \quad \text{over} \quad n_l \geq 0, \quad l = 0, \dots, L,$$

has optimal solution and the optimal cost

$$n_l^* = \frac{1}{\varepsilon^2} \sqrt{\frac{v_l}{c_l}} \left( \sum_{l'=0}^L \sqrt{v_{l'} c_{l'}} \right) \quad \text{and} \quad C^* = \frac{1}{\varepsilon^2} \left( \sum_{l'=0}^L \sqrt{v_{l'} c_{l'}} \right)^2.$$

*Proof.* The Lagrangian of the above optimization problem is:

$$\mathcal{L}(n; \lambda) = \sum_{l=0}^L n_l c_l + \lambda \left( \sum_{l=0}^L \frac{v_l}{n_l} - \varepsilon^2 \right).$$

Thus

$$c_l - \frac{\lambda v_l}{n_l^2} = 0, \quad \text{and thus} \quad n_l = \sqrt{\frac{\lambda v_l}{c_l}}.$$

For primal feasibility, we require

$$\varepsilon^2 = \frac{v_l}{n_l} = \sum_{l=0}^L \sqrt{\frac{c_l v_l}{\lambda}}, \quad \text{thus} \quad \lambda = \left( \frac{1}{\varepsilon^2} \sum_{l=0}^L \sqrt{c_l v_l} \right)^2.$$

Thus we have, as required,

$$n_l = \left( \frac{1}{\varepsilon^2} \sum_{l=0}^L \sqrt{c_l v_l} \right) \times \sqrt{\frac{v_l}{c_l}}, \quad \text{and} \quad \sum_{l=0}^L n_l c_l = \frac{1}{\varepsilon^2} \left( \sum_{l=0}^L \sqrt{c_l v_l} \right)^2.$$

$\square$

### G.3 Proof of Corollary 1

The proof of Corollary 1 is a consequence of the following standard lemma.

**Lemma 4.** *For two functions  $\alpha_1(x)$  and  $\alpha_2(x)$*

$$|\max_x \alpha_1(x) - \max_x \alpha_2(x)| \leq \sup_x |\alpha_1(x) - \alpha_2(x)|$$

*Proof.* Let  $x_1^* \in \operatorname{argmax}_x \alpha_1(x)$  then

$$\max_x \alpha_1(x) - \max_x \alpha_2(x) = \alpha_1(x_1^*) - \max_x \alpha_2(x) \leq \alpha_1(x_1^*) - \alpha_2(x_1^*) \leq \sup_x |\alpha_1(x) - \alpha_2(x)|$$

By a symmetric argument we have  $\max_x \alpha_2(x) - \max_x \alpha_1(x) \leq \sup_x |\alpha_1(x) - \alpha_2(x)|$  and thus the result holds.  $\square$

*Proof of Corollary 1.* By Lemma 4 and Theorem 1

$$\mathbb{E}[|v_{\text{ML}} - v^*(\mathcal{D})|^2] \leq \mathbb{E}\left[\sup_x |\alpha_{\text{ML}}(x) - \alpha(x; \mathcal{D})|^2\right] \leq C(L+1) \left( \frac{V_0}{N_0} + \sum_{l=1}^L \frac{1}{N_l M_l} \right) + \frac{C}{M_L}$$

$\square$

### G.4 Proof of Corollary 2.

*Proof of Corollary 2.* By the quadratic growth condition on  $\alpha(x; \mathcal{D})$  in Assumption 1, we have for some  $C > 0$ ,

$$\begin{aligned} C\|\tilde{x}_{\text{ML}}^* - x^*\|^2 &\leq \alpha(x^*; \mathcal{D}) - \alpha(\tilde{x}_{\text{ML}}^*; \mathcal{D}) \\ &= \alpha(x^*; \mathcal{D}) - \alpha(\tilde{x}_{\text{ML}}^*; \mathcal{D}) + \alpha_{\text{ML}}(\tilde{x}_{\text{ML}}^*) - \alpha_{\text{ML}}(\tilde{x}_{\text{ML}}^*) \\ &\leq \alpha(x^*; \mathcal{D}) - \alpha(\tilde{x}_{\text{ML}}^*; \mathcal{D}) + \alpha_{\text{ML}}(\tilde{x}_{\text{ML}}^*) - \alpha_{\text{ML}}(x^*) \\ &= \delta_{\text{ML}}(\tilde{x}_{\text{ML}}^*; \mathcal{D}) - \delta_{\text{ML}}(x^*; \mathcal{D}) \\ &\leq \nabla \delta_{\text{ML}}(y; \mathcal{D}) \cdot (\tilde{x}_{\text{ML}}^* - x^*) \\ &\leq |\nabla \delta_{\text{ML}}(y; \mathcal{D})| \|\tilde{x}_{\text{ML}}^* - x^*\| \\ &= \|\nabla \alpha_{\text{ML}}(y) - \nabla \alpha(y; \mathcal{D})\| \|\tilde{x}_{\text{ML}}^* - x^*\|, \end{aligned}$$

Dividing through by  $\|\tilde{x}_{\text{ML}}^* - x^*\|$ , squaring and taking sup and expectation, we have

$$\begin{aligned} C\mathbb{E}[\|\tilde{x}_{\text{ML}}^* - x^*\|^2] &\leq \mathbb{E}[\sup_y \|\nabla \alpha_{\text{ML}}(y) - \nabla \alpha(y; \mathcal{D})\|^2] \\ &\leq C(L+1) \left( \frac{V_0}{N_0} + \sum_{l=1}^L \frac{1}{N_l M_l} \right) + \frac{C}{M_L}. \end{aligned}$$

Theorem 1 is applied directly. Applying the parameters, (12) we see that a mean-squared-error of  $\varepsilon^2$  is reached with a sample complexity of  $O(\varepsilon^{-2} |\log \varepsilon|^3)$ .  $\square$



## G.5 Proof of Theorem 2

The proof of the main MLMC Theorem 2 is given below.

*Proof.* We have

$$\begin{aligned}
\mathbb{E}[\|x_{\text{ML}}^* - x^*\|^2] &\leq \mathbb{E}\left[\left\|\sum_{l=0}^L \Delta z_{N_l, M_l} - \sum_{l=0}^L (z_{\infty, M_l} - z_{\infty, M_{l-1}}) + \sum_{l=0}^L (z_{\infty, M_l} - z_{\infty, M_{l-1}}) - x^*\right\|^2\right] \\
&\leq C \sum_{l=0}^L \mathbb{E}\left[\left\|\Delta z_{N_l, M_l} - (z_{\infty, M_l} - z_{\infty, M_{l-1}})\right\|^2\right] + C \mathbb{E}[\|z_{\infty, M_L} - x^*\|^2] \\
&\leq C \left( \frac{V_0}{N_0} + \sum_{l=1}^L \frac{1}{N_l M_l^\beta} \right) + \frac{C}{M_L}
\end{aligned}$$

for  $\beta = 1$ , where the last line is due to Assumption 3, Lemma 1 and SAA results. The bias of  $O(1/M_L) = O(2^{-L})$  requires one to choose  $L = O(|\log \varepsilon|)$  for the desired MSE. We have total computational cost  $\text{Cost} = \sum_{l=0}^L M_l N_l$ . Minimising the cost for a fixed variance  $\frac{V_0}{N_0} + \sum_{l=1}^L \frac{1}{N_l M_l} = \varepsilon^2$  using Lagrange multipliers as Lemma 3 gives

$$N_0 = \varepsilon^{-2} K_L (V_0 M_0)^{1/2} \quad \text{and} \quad N_l = \varepsilon^{-2} K_L M_l^{-(1+\gamma)/2}, \quad \text{for } l \geq 1,$$

for

$$K_L = (V_0 M_0)^{1/2} + C \sum_{l=1}^L M_l^{-(1-1)/2} = (V_0 M_0)^{1/2} + CL,$$

and hence  $\text{COST} = \varepsilon^{-2} K_L^2$  with  $K_L = O(|\log \varepsilon|)$ . We recover the borderline complexity.  $\square$

## H Numerical Results

### H.1 Inner and outer Monte Carlo rates

We test the inner and outer rates using the 1D toy example 1 introduced before. Here, we apply (15) with EIs and assume that we can only approximate the inner EI using MC estimation, i.e., we have

$$\alpha_{1,N,M}(x) = \text{El}(x|\mathcal{D}) + \frac{1}{N} \sum_{i=1}^N \max_{x_1} \frac{1}{M} \sum_{j=1}^M (f^j(x_1) - f^*(\{\mathcal{D}_n, (x, f^i(x))\}))_+. \quad (35)$$

The reason for using (15) is that we have a benchmark for the inner expectation.

**Rate with respect to  $N$ :** We test the convergence with respect to  $N$  using equation (35) with inner MC replaced by the analytical solution of EI. The

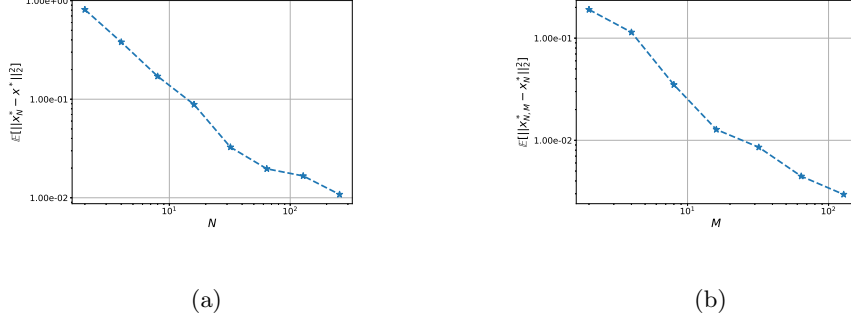


Figure 3: Sample average approximation rate of convergence. The Matern kernel is applied with six observations. (a): convergence with respect to  $N$ . Rate of regression: -0.92. (b): convergence with respect to  $M$  with fixed  $N_l = 2^5$ . Rate of regression: -1.05. 100 realizations are used for both plots.

reference solution is computed with  $N = 2^{12}$ . According to Figure 3(a), the maximizer converges with  $O(N^{-1})$ .

**Rate with respect to  $M$ :** For the convergence with respect to  $M$ , we fix the number of sample  $N = 2^5$  for the outer Monte Carlo of equation (35) and then let  $M$  varies. Note that the approximation is sensitive to the base sample, so we fixed the base samples  $(\xi^i)$  for the outer MC. Figure 3(b) illustrates that the maximizer converges with  $O(M^{-1})$ .

## H.2 Corollary 1 and Corollary 2

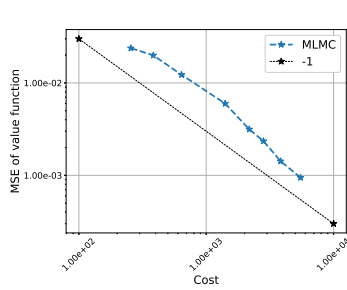
Figure 4(a) and 4(b) verify the complexity of Corollary 1 and Corollary 2 where the rate  $\text{MSE}^{-1}$  occurs for large cost due to the log penalty. It is possible that the constant of the multilevel value function estimator is smaller than that of the multilevel optimizer estimator, see Figure 1(c) and 4(b), but this benefit is not practically significant due to the higher computational cost of the multilevel value function estimator, discussed in Appendix H.4, and the feature of BO which requires repeatedly solving for new observations.

## H.3 MLMC variance assumptions

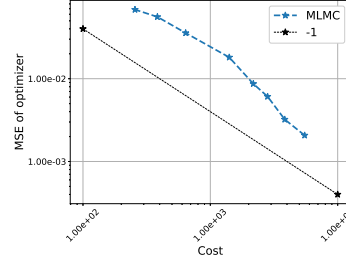
We now numerically verify the multilevel variance assumptions.

**Multilevel construction without antithetic approach:** Figure 5(a) shows  $\beta = 1$  as we expected.

**Multilevel construction with antithetic approach:** Figure 5(b) shows  $\beta \approx 1.5$  as we expected.



(a) Multilevel value function



(b) Optimizer of the multilevel value function

Figure 4: Complexity of MLMC value function and the corresponding optimizer. (a): a fitted slope of -1.08. (b): a fitted slope of -1.16. 200 realizations are used for both plots.

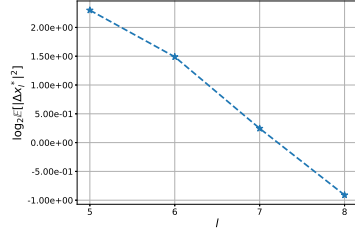
It is noted that the variance of the increments can be large. It is the case where some of the increments can be hundreds of times larger or smaller than others *for small sample sizes*. This effect, of course, vanishes asymptotically. In addition, the constant for the increments is smaller than that of the antithetic increments.

#### H.4 Results related to Theorem 1, and Corollaries 1, 2

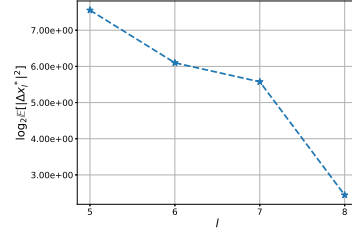
Constructing the multilevel value function as Corollary 1 and seeking for optimizer requires solving a higher dimensional joint optimization problem which can be costly than solving multiple low dimensional problems as constructing the multilevel estimator for optimizer directly as Theorem 2 and Remark 1. See Figure 6(a), which indicates the cost for the multilevel value function is higher than the multilevel optimizer in expectation. Figure 6(b) shows computational times of multilevel value function and multilevel optimizer with different numbers of observations. This mimics the whole BO algorithm. A single estimation for the multilevel value function may be more computationally efficient than that for the multilevel optimizer, but in expectation that does not hold. Figure 2(a) shows that BO with the multilevel value function estimation even performs worse than BO with MC, but the purpose of introducing the value function estimation is for theoretical analysis and the numerical disadvantage is expected.

#### H.5 Results with one-step look-ahead 2-expected improvement (18)

We now consider the one-step look-ahead 2-EI (18) where the zero- and one-step is a 2-EI. Figure 7 shows the benefits of using MLMC over MC for 2D Ackley function, 2D DropWave and 2D Shekel function.

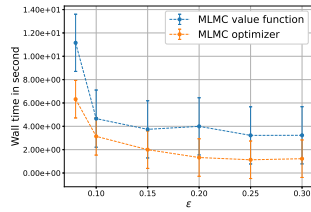


(a) Multilevel increments

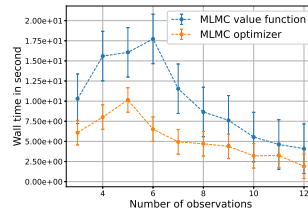


(b) Antithetic multilevel increments

Figure 5: Rate of convergence of increments. (a):  $\beta$  of the multilevel increments with a fitted slope -1.09. (b):  $\beta$  of the multilevel antithetic increments with a fitted slope -1.59. A fixed  $N_l = 2^5$  is applied for all levels, and 50 realisations are used for both plots.

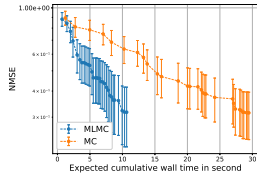


(a)

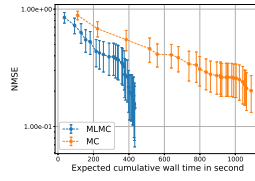


(b)

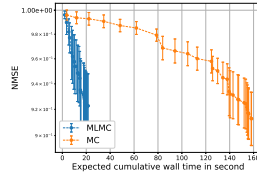
Figure 6: Computational times of multilevel value function and multilevel optimizer. Figure 6(a): time spent by multilevel value function and multilevel optimizer with respect to the required accuracy of the approximation. Figure 6(b): time spent by multilevel value function and multilevel optimizer with respect to the different number of observations. The 1D toy example is applied. Each line is computed with 50 realizations



(a) Ackley ( $d=2$ )



(b) DropWave ( $d=2$ )



(c) Shekel ( $d=2$ )

Figure 7: Convergence of the BO algorithm with respect to the cumulative wall time in seconds, with error bars (computed with 20 realizations). The Matern kernel is applied. The initial BO run starts with  $2 \times d$  observations.