
EFFIBENCH: Benchmarking the Efficiency of Automatically Generated Code

Dong Huang¹

The University of Hong Kong
dhuang@cs.hku.hk

Yuhao Qing¹

The University of Hong Kong
yhqing@cs.hku.hk

Weiyi Shang

University of Waterloo
wshang@uwaterloo.ca

Heming Cui

The University of Hong Kong
Shanghai AI Laboratory
heming@cs.hku.hk

Jie M. Zhang²

King's College London
jie.zhang@kcl.ac.uk

Abstract

Code generation models have increasingly become integral to aiding software development. Although current research has thoroughly examined the correctness of the code produced by code generation models, a vital aspect that plays a pivotal role in green computing and sustainability efforts — the efficiency of the generated code — has often been neglected. This paper presents EFFIBENCH, a benchmark with 1,000 efficiency-critical coding problems to assess the efficiency of code generated by code generation models. EFFIBENCH contains a diverse set of LeetCode coding problems. Each problem is paired with an executable human-written canonical solution, which obtains the SOTA efficiency on the LeetCode solution leaderboard. With EFFIBENCH, we empirically examine the ability of 42 large language models (35 open-source and 7 closed-source) in generating efficient code. Our evaluation results demonstrate that the efficiency of the code generated by LLMs is generally worse than the efficiency of human-written canonical solutions. For example, GPT-4 generated code has an average **3.12** times execution time that of the human-written canonical solutions. In the most extreme cases, the execution time and total memory usage of GPT-4 generated code are **13.89** and **43.92** times that of the canonical solutions. The source code of EffiBench is released on <https://github.com/huangd1999/EffiBench>. We also provide the LeaderBoard in <https://huggingface.co/spaces/EffiBench/effibench-leaderboard>.

1 Introduction

Large language models (LLMs), such as GPT-4 [48] and Copilot [41], have become increasingly popular for assisting software developers with various tasks such as program repair [21, 30], automated testing [33, 16], and code translation [52, 3]. LLMs generate code based on instructions and offer intelligent recommendations, boosting developers' productivity. Various benchmarks have been proposed to evaluate the **correctness** of code generation. Notable examples include HumanEval [13], APPS [24], and DS-1000 [32], which cover basic programming, competition-level, and data science tasks. These benchmarks have been widely used to assess the code generation capabilities of LLMs.

Despite advancements in ensuring code correctness, there remains a significant gap in the literature regarding the efficiency of code produced by LLMs [45, 59, 19, 51, 14, 46, 18, 55]. The importance

¹These authors contributed equally to this work.

²Corresponding author.

Task Description

Write a function to merge two sorted arrays into a single sorted array.

Input: Two arrays, array1 and array2, each sorted in non-decreasing order.

Output: A single array that combines the elements of array1 and array2, sorted in non-decreasing order.

Example: Given array1 = [2, 7, 11, 15], array2 = [5, 8, 15, 17], return [2, 5, 7, 8, 11, 15, 15, 17].

VS Code Copilot v1.156.683

```
def mergeArrays(array1, array2):  
    # Manually concatenating the two  
    ↪ arrays  
    merged_array = []  
    for element in array1:  
        merged_array.append(element)  
    for element in array2:  
        merged_array.append(element)  
  
    n = len(merged_array)  
    for i in range(n):  
        for j in range(0, n-i-1):  
            if merged_array[j] >  
                ↪ merged_array[j+1]:  
                merged_array[j],  
                ↪ merged_array[j+1] =  
                ↪ merged_array[j+1],  
                ↪ merged_array[j]  
  
    return merged_array
```

GPT-4

```
def mergeArrays(array1, array2):  
    # Merging two arrays efficiently  
    result = []  
    i, j = 0, 0  
    while i < len(array1) and j <  
        ↪ len(array2):  
        if array1[i] < array2[j]:  
            result.append(array1[i])  
            i += 1  
        else:  
            result.append(array2[j])  
            j += 1  
    # Append remaining elements of array1  
    while i < len(array1):  
        result.append(array1[i])  
        i += 1  
    # Append remaining elements of array2  
    while j < len(array2):  
        result.append(array2[j])  
        j += 1  
    return result
```

Figure 1: Example codes with distinct time complexity generated by Copilot and GPT-4, respectively. Code accessed on January 15, 2024.

of efficiency cannot be understated, as it directly impacts the speed of execution and the utilization of memory, which is especially important in resource-constrained environments such as mobile devices or embedded systems [54, 11, 40, 50]. **Efficiency** of code is crucial for building scalable and sustainable software to meet the growing demands of the digital world. Furthermore, efficient code plays a pivotal role in green computing and sustainability efforts. By optimizing algorithms and reducing computational overhead, we can significantly lower energy consumption and carbon footprint. This is particularly relevant as the global demand for digital services increases.

The efficiency of two correctly generated code snippets for the same task can vary significantly. Consider the example in Figure 1, where Copilot and GPT-4 are tasked with merging two sorted arrays. Copilot generates a function that concatenates the arrays and then applies a basic Bubble Sort algorithm. While functionally correct, this approach suffers from sub-optimal time complexity of $O((n+m)^2)$ and space complexity of $O(n+m)$, where n and m are the array lengths. In contrast, GPT-4 generates a function that efficiently merges the arrays by systematically comparing and appending elements from each array in a single pass. This method achieves a time complexity of $O(n+m)$, exhibiting a linear relationship with the combined lengths of the arrays. Its space complexity remains $O(n+m)$. The disparity in efficiency highlighted in Figure 1 underscores the critical need to benchmark code generation from the perspective of code efficiency.

While being intuitive, using existing code generation benchmarks like HumanEval [13] and MBPP [7] to assess code efficiency has several limitations. These efforts primarily focus on correctness, often featuring simple tasks solvable with short code snippets. This simplicity can lead to indistinguishable efficiency across different LLMs, making it difficult to discern meaningful differences in their performance. Furthermore, most tasks are not inherently efficiency-critical, making any observed efficiency discrepancies less significant. Finally, these benchmarks lack comprehensive and diverse test cases that can thoroughly evaluate code efficiency under varying and substantial computational loads. Consequently, they are inadequate for assessing the efficiency of code generation.

This paper introduces EFFIBENCH, a benchmark specifically designed for evaluating the efficiency of the code that is automatically generated. EFFIBENCH comprises 1,000 efficiency-critical code

generation problems selected from LeetCode. Each coding problem is paired with an executable manually-written canonical solution which has been awarded the highest rating on LeetCode for its optimal time and space efficiency. We also develop a test case generator to produce a vast number of test cases for each problem to allow for an in-depth and comprehensive analysis of the code efficiency. Moreover, EFFIBENCH integrates a diverse set of efficiency metrics, such as execution time, maximum memory usage, and total memory usage during execution.

We conduct a comprehensive study to evaluate the efficiency of code generated by 42 LLMs. Our findings reveal that among both open- and closed-source LLMs, StarCoder2-15B [38] and GPT-4 consistently produced the most efficient code. Nevertheless, even these top performers still lag behind the efficiency of human-written canonical solutions. For instance, GPT-4 generated code exhibits an average execution time that is 3.12 times that of the human-written canonical solutions. In the most extreme cases, the execution time and total memory usage of GPT-4 code are **13.89** and **43.92** times that of the canonical solutions, respectively. Furthermore, our analysis reveals that a high pass@1 score (indicating the LLM’s ability to generate correct code on the first attempt) does not necessarily translate to more efficient code. For example, GPT-4-turbo-preview has a higher pass@1 score than GPT-4, but lower code efficiency.

To conclude, this paper makes the following contributions:

- We introduce EFFIBENCH, the first benchmark specifically designed to assess the efficiency of code generated by LLMs.
- We conduct an extensive evaluation of 42 LLMs on EFFIBENCH, revealing that even state-of-the-art LLMs (e.g. GPT-4) exhibit significant inefficiencies compared to optimal human-written solutions.
- We release an efficiency testing framework¹, which enables evaluating the efficiency across various code generation benchmarks (See Appendix A.6).

2 Related Work

2.1 LLMs for Code

The burgeoning interest in LLMs for code has coincided with the profusion of openly available code repositories and the pressing need to enhance the productivity of software developers. Initial models predominantly focused on code generation tasks have included AlphaCode [35], CodeGen [44], CodeT5+ [61], InCoder [20], StarCoder [34], SantaCoder [5] and DeepSeek Coder [15], all of which were trained on code. Contrastingly, models such as Codex [13] and CodeLLaMA [53] represent a subsequent stride, having been fine-tuned from foundation models [10, 58]. The evolution continued as LLMs leveraged instruction-like datasets derived from GPT [47, 48] for fine-tuning. Among these, WizardCoder [39] and Phi-3 [2] are notable examples. Across various coding applications, these code LLMs have set new standards of excellence, showcasing their prowess in domains including program repair [21, 30], automated testing [33, 16, 25, 27, 26], code translation [52, 3], type prediction [42, 63], and code summarization [23, 4].

2.2 Code Generation Benchmarks

Code generation [13, 7] has emerged as a vital domain for evaluating LLMs, where models generate code snippets based on natural language descriptions, often given in the form of docstrings. Recent works try to improve HumanEval and MBPP from different perspectives. For example, HumanEval+ [36] enhances HumanEval with improved test cases, remedying the issue of mistakenly accepted faulty solutions. Meanwhile, ReCode [60] takes a different approach by altering function names and docstrings within the HumanEval structure. Expanding the scope beyond Python, HumanEval-X [67], MultiPLe [12], and MBXP [6] extend the HumanEval and MBPP benchmarks to incorporate a variety of programming languages. The universe of code generation benchmarks widens further when we consider the specialized needs of data science. DS-1000 [32], ARCADE [64], NumpyEval [65], and PandasEval [29] focus on the generation of code within this context. Beyond mere code creation, there are benchmarks like APiBench [49], MTPB [43], RepoBench [37],

¹We also make Github Repo public and then researchers can create issues in Github to evaluate the efficiency. Or they can directly use the docker and our public Hugging Face Server for efficiency calculation.

Table 1: Statistics of EFFIBENCH with different algorithms.

Algorithm	Greedy	DP	Backtracking	Divide and Conquer	DFS	BFS	Binary Search	Two Pointers	Sliding Window	Bit Manipulation	Sorting	Total/Avg.
Number of problems	243	277	48	21	108	86	148	105	70	102	238	1000
Number of Easy problems	32	8	1	4	18	8	23	39	9	26	63	171
Number of Medium problems	170	151	37	8	72	52	75	59	47	58	133	589
Number of Hard problems	41	118	10	9	18	26	50	7	14	18	42	240
Avg. length of problem description	224.8	216.4	162.0	205.1	218.9	239.7	216.4	198.6	188.7	195.0	220.7	212.0
Avg. lines of Canonical Solution	12.6	15.1	19.3	18.2	20.8	22.7	14.4	13.0	14.6	12.8	12.0	14.6

ODEX [62], SWE-Bench [31], GoogleCodeRepo [56], RepoEval [66], and Cocomic-Data [17], which ratchet up the complexity by evaluating a model’s prowess in utilizing APIs or completing broader software engineering tasks. Recent studies [54, 45] have indicated that code generated by LLMs tends to be less efficient in terms of execution time and memory usage compared to canonical solutions. To bridge this gap, our benchmark EFFIBENCH is specifically designed to evaluate the efficiency of code generation.

3 Benchmark Construction

3.1 Efficiency-critical Problem Collection

Coding problem collection Inspired by the common practice [9, 22, 8] of using LeetCode problems to evaluate human developers’ abilities in writing efficient algorithms, we collect the coding problems that appear on LeetCode. Specifically, we collect all problems tagged with “LeetCode” on the HuggingFace platform. We remove duplicate problems with identical problem IDs (each project has a unique ID in LeetCode). We also remove problems whose interview frequencies are lower than 40% at LeetCode. In the end, we obtain 2,605 problems as initial problem candidates.

Efficiency-critical problem filtering This step selects efficiency-critical problems from the initial 2,605 problem candidates. The problems collected from HuggingFace are not tagged with algorithm topics. Therefore, we map each problem in LeetCode and label the problem with the “Topic” tag provided by LeetCode. We then choose typical algorithms (Table 1) that are introduced in common algorithm textbooks [57], which are also the most widely covered in Leetcode. This yields 1,146 problems altogether.

3.2 Canonical Solution Construction

For each coding problem, EFFIBENCH provides an executable canonical solution to serve as a baseline to calculate the normalised efficiency. Drawing inspiration from DS-1000 [32], which collects canonical solutions based on the most starred responses on Stack Overflow, we begin with collecting the top-starred solutions for each problem from the LeetCode Discussion Forum. For each collected solution, we need to guarantee that they are executable in a non-Leetcode environment. To this end, we manually fix the solutions that need to import extra classes such as TreeNode and ListNode as well as extra packages such as List and Bisect. We also remove the solutions that require specialized packages implemented only by LeetCode. In the end, we managed to map executable canonical solutions for 1,000 coding problems, which then be regarded as our final efficiency dataset.

3.3 Test Case Generation

It is essential to have adequate and diverse test cases to evaluate a program’s efficiency across various scenarios. Since directly generating test cases with LLMs (e.g., GPT-3.5) requires large token overhead and has a low accuracy [28] (See Appendix A.17), we develop a test case generator for each coding problem as an integral part of our benchmark construction. In particular, we require GPT-3.5-turbo to produce the test case generator, which is prompted to generate massive test cases with different input sizes, data distribution, and edge cases (We provide a test case generator example in Appendix Figure 7). Users can decide how many tests they would like to generate for each problem. We also provide 100 tests within EFFIBENCH for users to use directly, which also serve as the tests in our evaluation in this paper (Results with 10 tests and 1,000 tests are shown in Appendix Table 16).

3.4 Efficiency Metrics

Efficiency metrics are crucial for benchmarking code generation models automatically. Following LeetCode, we design automatic efficiency metrics from two aspects: execution time and memory usage. Specifically, we use the following metrics: Execution Time (ET), Normalized Execution Time (NET), Max Memory Usage (MU), Normalized Max Memory Usage (NMU), Total Memory Usage (TMU), and Normalized Total Memory Usage (NTMU) to measure the overall capability of a code generation model in generating efficient code. MU is used to measure the max memory requirement (Peak Memory) for the code to execute. Total Memory Usage (TMU) assesses the efficiency of memory usage throughout the execution of code, taking into account both the magnitude and duration of memory utilization. Normalized metrics (i.e., NET, NMU, and NTMU) measure how efficient/inefficient the LLM-generated code is compared with the human-written canonical solution for each metric (i.e., ET, MU, and NMU), and are our primary metrics. Following pass@1 calculation, we only calculate the efficiency metrics with code that can correctly pass all test cases². More detailed metrics explanation and calculation are shown in Appendix A.4

4 Benchmark Statistics

We provide the detailed statistics of the dataset in Table 1. The coding problems in EFFIBENCH have three difficulty levels (171 easy-level, 589 medium-level, and 240 hard-level problems), where the difficulty of each problem is defined by LeetCode [1]. The table lists the number of problems for each algorithm. Specifically, EFFIBENCH contains 243 problems for the greedy algorithm, 277 for dynamic programming (DP), 48 for backtracking, 21 for divide and conquer, 108 for depth-first search (DFS), 86 for breadth-first search (BFS), 148 for binary search, 105 for two pointers, 70 for sliding window, 102 for bit manipulation and 238 for sorting algorithm. The sum of problems in different algorithms can be larger than the number of total problems because one problem in our dataset may belong to two algorithm classes. On average, a problem description in EFFIBENCH contains 212.0 words. The canonical solutions, which represent the baseline code against which the generated code is compared, have 14.6 lines on average.

We provide a comparison of EFFIBENCH and other code generation datasets in Table 2. Specifically, we compare EFFIBENCH with the five most widely used code-related datasets (i.e., HumanEval, MBPP, APPS, DSP, and DS-1000). Different from the previous dataset that focuses on analyzing whether the code passes all test cases, EFFIBENCH also analyzes the efficiency during the code execution procedure. Although EFFIBENCH is primarily designed to assess the efficiency of generated code, it can also serve to evaluate code correctness, akin to other code generation datasets.

5 Evaluation

By default, the experiments are conducted in an edge server with an Intel Xeon Platinum 8336C CPU with 128 cores, 8 * NVIDIA A100-SXM GPUs, and a total memory capacity of 2.0TiB. We set the timeout for each code execution as 10 (s). The main goal of our work is to provide a benchmark that evaluates the efficiency of LLM-generated code within an identical environment, and we do expect that with different environments, the absolute values of the efficiency metrics would be different. We report results with different environments in Table 18 in the Appendix, where our evaluation results demonstrate that despite the differences in absolute values, the ranking of LLMs is rather stable ($p\text{-value} \gg 0.05$ based on Kruskal-Wallis H tests). Besides, to provide a more reliable evaluation framework, we have also provided a server in the Hugging Face Space, where users can directly upload the code generation JSON file and then the server will execute the code locally and report the efficiency results with the same environment in the future.

Models: We study code efficiency generated by 35 open-source and 7 closed-source models. The full model lists can be seen in the first column of Table 3 and Appendix A.5.

Prompt: As shown in Figure 3, our prompt follows the MBPP code generation prompt, where the prompt first provides the task description and then provides a few examples with input and output

²We use `Memory_Profiler` to trace the memory usage during the execution time.

Table 2: Comparison of EFFIBENCH to other code generation benchmarks. In addition to test cases, EFFIBENCH provides efficiency metrics and analysis for code generation models.

Dataset	Number of Problems	Evaluation Support	Avg. Test Cases	Avg. Lines of Canonical Solution	Data Source	Assessment
HumanEval	164	Test Cases	7.7	6.3	Hand-Written	Correctness
MBPP	974	Test Cases	3.0	6.7	Crowd-sourced	Correctness
APPS	10000	Test Cases	13.2	18.0	Competitions	Correctness
DSP	1119	Test Cases	2.1	4.5	Notebooks	Correctness
DS-1000	1000	Test Cases	1.6	3.6	StackOverflow	Correctness
EFFIBENCH (Ours)	1000	Test Cases + Efficiency metrics and analysis	Self-defined 100 by default	14.6	LeetCode	Efficiency and Correctness

pairs. Each example has an explanation of the rationality of the output. The prompt also has the assertion part, which intends to constrain the function signature with the input and output format.

5.1 End2End Results

Open-source models The evaluation results of open-source models are illustrated in Table 3³. We can observe that **all open-source models’ generated code requires more overhead than the human-written canonical solutions**. For example, StarCoder2-15B, the most efficient open-source model in terms of NET, NMU, and NTMU, on average still needs 2.59x execution time, 1.71x max memory usage (i.e., memory peak), and 4.83x total memory usage during the code execution compared with the canonical solutions. We suspect that this is because human-written canonical solutions, while optimal, are in the minority within the training data of these LLMs. Consequently, the LLMs tend to learn non-optimal solutions, which are more frequently distributed in the training data. In addition, we can also observe that open-source LLMs with lower pass@1 tend to have better efficiency. This is because these LLMs can only generate correct code on relatively simple problems, which makes it easier to achieve efficiency compared to more complex and challenging problems (see Table 19-21).

Closed-source models The evaluation results of closed-source models are demonstrated in the bottom part of Table 3. We can observe that similar to open-source models, all closed-source models generated code still need more overhead than the canonical solution on average. Despite GPT-4 generated code obtaining the most efficient results for closed-source models, we can observe that its generated code still needs on average 3.12x execution time and 6.36x total memory usage during the code execution compared with the canonical solution. In the worst case, the execution time is almost 14x that of the canonical solution. In addition, we observe that **although consistent training can improve the correctness of LLM-generated code, the efficiency of LLM-generated code may not improve**. For example, the pass@1 for GPT-3.5-turbo increases from 42.3% to 49.3% when the model version is updated from 0301 to the 1106 version, the execution time of the code generated by GPT-3.5-turbo increases from 3.18x to 3.40x.

Consistency of different metrics: When we compare the benchmarking results from different efficiency metrics, we observe that the rankings of different LLMs from the basic metrics (highlighted in bold in the head row) maintain a general consistency. For example, in closed-source models, GPT-4 obtains the most efficient results in the majority of metrics. Yet, for other metrics where GPT-4 does not get the highest efficiency, we can observe that the code generated by GPT-4 is very close to the most efficient LLM-generated ones. This consistency across metrics reinforces their credibility in assessing a model’s capability to generate efficient code.

Correctness: Although EffiBench is designed to focus on benchmarking code efficiency, it can also be adapted to benchmark code correctness, as shown by pass@1 in the last column of Table 3. For open-sourced LLMs, we can observe that they have low pass@1: many of their pass@1 are lower than 10% (i.e., 23 out of 35 models). This indicates that open-source models still need to put a lot of effort into improving code generation correctness. For closed-sourced LLMs, GPT-4-turbo-preview has the highest pass@1 of 65.4%.

³We also report the results with different coding difficulty levels in Table 19-21.

Table 3: Code efficiency of widely-studied LLMs reported by EFFIBENCH. In addition to the mean values of the basic metrics introduced in Section 3.4, we also report the maximum normalised execution time/memory among all the generated correct code (e.g., Column “max NET”) and the ratio of problems with normalised metric value larger than 5 (e.g., Column “NET>5”) in the correct code. The most efficient result for each metric is highlighted in grey.

Model	max NET	NET	NET>5	ET (s)	max NMU	NMU	NMU>5	MU (Mb)	max NTMU	NTMU	NTMU>5	TMU (Mb*s)	Pass@1
Open-source models													
CodeLlama-7b-hf	3.25	2.95	0.0	0.31	2.05	1.98	0.0	48.59	6.80	6.03	100.0	9.99	1.1
CodeLlama-13b-hf	3.21	2.71	0.0	0.40	2.05	1.85	0.0	104.42	6.53	5.32	81.8	43.83	1.1
CodeLlama-34b-hf	4.46	2.98	0.0	0.34	2.06	1.92	0.0	55.38	9.17	6.01	92.9	13.41	8.4
CodeLlama-70b-hf	13.92	3.19	4.4	0.42	2.06	1.90	0.0	62.41	32.04	6.47	87.8	22.27	9.0
CodeLlama-7b-Instruct-hf	17.26	3.44	4.2	0.46	3.59	1.94	0.0	77.87	56.61	7.65	87.5	32.14	4.8
CodeLlama-13b-Instruct-hf	4.46	2.93	0.0	0.35	2.48	1.92	0.0	65.96	10.22	5.94	91.6	18.74	8.4
CodeLlama-34b-Instruct-hf	13.66	3.04	0.9	0.37	2.56	1.93	0.0	61.31	31.46	6.16	87.4	18.53	11.1
CodeLlama-70b-Instruct-hf	14.60	3.07	1.4	0.38	2.06	1.93	0.0	54.04	33.69	6.27	90.3	18.27	7.2
deepseek-coder-1.3b-instruct	3.63	2.82	0.0	0.33	2.03	1.91	0.0	57.73	8.13	5.69	88.9	13.11	4.5
deepseek-coder-6.7b-instruct	5.59	2.89	1.4	0.38	2.57	1.90	0.0	73.73	13.81	5.86	88.4	26.84	6.9
deepseek-coder-6.7b-base	12.25	2.98	1.2	0.37	2.14	1.91	0.0	62.78	23.39	6.01	89.7	19.55	16.5
deepseek-coder-33b-base	19.54	3.14	1.3	0.38	37.39	2.08	0.4	60.30	604.13	8.76	91.9	22.05	23.5
OpenCodeInterpreter-DS-1.3B	3.93	2.89	0.0	0.35	2.05	1.91	0.0	68.25	8.44	5.82	87.0	21.88	5.5
OpenCodeInterpreter-DS-6.7B	6.03	2.95	1.5	0.37	2.37	1.91	0.0	63.41	14.14	5.96	87.9	19.17	13.2
OpenCodeInterpreter-DS-33B	26.06	3.15	1.7	0.39	2.43	1.91	0.0	59.37	66.25	6.48	88.2	18.34	23.7
Phind-CodeLlama-34B-v1	3.57	2.91	0.0	0.36	2.06	1.90	0.0	67.63	7.76	5.83	88.0	22.61	11.7
Phind-CodeLlama-34B-v2	53.08	3.28	1.0	0.42	2.60	1.89	0.0	70.53	139.88	6.80	86.4	26.24	19.1
starcoder	3.34	2.84	0.0	0.33	2.06	1.91	0.0	65.23	6.88	5.69	85.3	17.67	3.4
starcoder2-3b	3.13	2.90	0.0	0.31	2.04	1.94	0.0	51.58	6.61	5.87	92.3	10.55	1.3
starcoder2-7b	5.19	3.02	6.7	0.32	2.06	1.98	0.0	48.55	12.69	6.29	100.0	10.63	1.5
starcoder2-15b	3.20	2.59	0.0	0.43	2.01	1.71	0.0	122.52	6.59	4.83	57.1	47.39	0.7
starcoderbase	3.34	2.80	0.0	0.35	2.05	1.87	0.0	74.94	7.09	5.56	80.0	21.87	2.0
WizardCoder-13B	16.48	3.13	2.9	0.46	3.57	1.90	0.0	80.77	53.63	6.76	76.5	30.74	3.4
WizardCoder-15B	4.07	2.84	0.0	0.35	2.06	1.91	0.0	72.72	9.51	5.73	83.3	20.63	3.0
XwinCoder-13B	4.16	2.94	0.0	0.33	2.05	1.95	0.0	57.70	8.95	5.99	92.8	14.40	8.4
XwinCoder-34B	6.32	2.98	0.5	0.34	2.42	1.92	0.0	57.92	17.70	6.03	87.5	14.31	18.4
Yi-34B-200K	3.17	2.91	0.0	0.31	2.06	1.96	0.0	49.88	6.78	5.94	91.7	10.23	3.6
Yi-34B-Chat	3.15	2.77	0.0	0.34	2.05	1.89	0.0	68.99	6.69	5.52	89.3	19.09	2.8
Yi-34B	3.38	2.81	0.0	0.37	2.05	1.89	0.0	83.42	7.13	5.62	88.5	26.71	2.6
Artigenz-Coder-DS-6.7B	27.78	3.22	1.6	0.39	2.48	1.91	0.0	62.13	70.28	6.65	90.9	19.72	36.4
CodeFuse-DeepSeek-33B	6.10	3.07	0.3	0.36	2.06	1.91	0.0	58.30	15.19	6.21	87.6	16.45	29.2
codegemma-7b	8.09	3.02	0.8	0.34	2.06	1.93	0.0	55.68	20.96	6.15	92.2	13.78	12.8
MagiCoder-S-DS-6.7B	6.73	2.99	0.6	0.35	2.61	1.91	0.0	60.12	14.24	6.05	89.0	16.84	36.3
Mistral-7B-codealpaca-lora	3.82	2.85	0.0	0.31	2.36	1.95	0.0	51.51	9.20	5.81	88.5	10.50	2.6
octocoder	2.99	2.67	0.0	0.32	2.02	1.84	0.0	58.98	6.20	5.07	75.0	11.52	0.4
Closed-source models													
gpt-3.5-turbo-0301	27.70	3.18	1.4	0.39	2.05	1.91	0.0	60.53	70.62	6.50	89.1	19.06	42.3
gpt-3.5-turbo-0613	46.70	3.22	0.9	0.39	2.64	1.92	0.0	59.82	161.12	6.71	89.9	19.11	46.4
gpt-3.5-turbo-1106	68.71	3.40	1.6	0.40	9.12	1.94	0.2	59.34	182.63	7.24	90.9	19.39	49.3
gpt-4	13.89	3.12	1.0	0.37	2.25	1.92	0.0	58.85	43.92	6.36	91.1	17.69	50.8
gpt-4-turbo-preview	27.00	3.19	1.2	0.38	9.13	1.93	0.2	57.06	68.48	6.57	91.1	16.92	65.4
claude-3-haiku	28.75	3.28	0.7	0.39	2.05	1.91	0.0	59.15	72.87	6.71	90.0	17.99	42.9
claude-3-sonnet	17.43	3.22	0.9	0.40	2.06	1.91	0.0	60.22	50.78	6.57	90.5	23.29	43.2

Table 4: Efficiency results of closed-source LLMs with 210 problems correctly addressed by all models in the Table. Although GPT-3.5-turbo models have the same ET (i.e., 0.37s), the NET is not the same since the task level NET does not have the same distribution (e.g., the max NET of the 0301 model is 16.24x while it only requires 4.05x in 0613 model).

Model	max NET	NET	NET>5	ET (s)	max NMU	NMU	NMU>5	MU (Mb)	max NTMU	NTMU	NTMU>5	TMU (Mb*s)
gpt-3.5-turbo-0301	16.24	3.10	0.5	0.37	2.05	1.90	0.0	66.91	46.95	6.32	88.6	20.89
gpt-3.5-turbo-0613	4.05	3.05	0.0	0.37	2.64	1.90	0.0	66.99	10.21	6.18	89.5	20.92
gpt-3.5-turbo-1106	6.12	3.07	0.5	0.37	2.06	1.90	0.0	66.94	15.53	6.22	89.0	20.78
gpt-4	4.04	3.06	0.0	0.37	2.06	1.90	0.0	66.91	9.22	6.17	89.0	21.17
gpt-4-turbo-preview	4.09	3.10	0.0	0.37	2.05	1.90	0.0	66.92	8.92	6.28	89.0	20.78
claude-3-haiku	11.06	3.27	0.5	0.39	2.05	1.90	0.0	66.90	29.68	6.68	89.0	22.52
claude-3-sonnet	17.43	3.20	0.5	0.38	2.06	1.90	0.0	66.93	50.78	6.55	89.0	21.52

5.2 Results with Identical Coding Problems

The efficiency metrics are calculated based on all the correctly generated code in Table 3. However, different LLMs may have different correctness for the same coding problem. As a result, the results for different LLMs in Table 3 are based on different coding problems. This section investigates such threats by analyzing the efficiency results with identical coding problems. In other words, we focus on analyzing problems correctly addressed by all LLMs. Open-source LLMs have little overlap in the problems that are correctly generated. Therefore, we report results on closed-source LLMs only.

Table 4 shows the results with 210 problems correctly addressed by all closed-source LLMs. We can observe that the metric values are slightly different from those shown in Table 3. Overall, **GPT models outperform Claude models in code efficiency, with GPT-4 achieving the highest efficiency as measured by most efficiency metrics.**

Table 5: Efficiency results for different algorithm subsets with GPT-3.5-turbo-0301, where we provide the algorithm subset results of other closed-source models in Appendix Table 9-14.

Model	max NET	NET	NET>5	ET (s)	max NMU	NMU	NMU>5	MU (Mb)	max NTMU	NTMU	NTMU>5	TMU (Mb*s)	Pass@1
greedy	3.63	3.02	0.0	0.35	2.03	1.92	0.0	59.42	7.51	6.14	90.7	16.75	39.9
dynamic_programming	27.70	3.64	4.5	0.46	2.05	1.93	0.0	55.25	70.62	7.73	89.3	21.44	40.4
backtracking	14.99	3.44	4.5	0.56	2.03	1.82	0.0	83.45	34.36	6.90	72.7	38.40	45.8
divide_and_conquer	3.53	3.00	0.0	0.34	2.02	1.89	0.0	53.42	7.00	5.96	87.5	11.41	38.1
dfs	3.47	2.91	0.0	0.35	2.05	1.81	0.0	59.62	6.82	5.68	85.2	13.60	25.0
bfs	6.35	3.17	4.2	0.41	2.05	1.90	0.0	55.10	13.56	6.43	91.7	15.99	27.9
binary_search	3.61	2.92	0.0	0.38	2.05	1.87	0.0	79.97	7.39	5.83	85.7	27.09	42.6
two_pointers	3.61	3.04	0.0	0.36	2.04	1.94	0.0	70.22	7.37	6.24	94.2	25.77	49.5
sliding_window	3.87	3.04	0.0	0.36	2.05	1.94	0.0	67.21	8.22	6.20	91.4	23.55	50.0
bit_manipulation	3.59	3.03	0.0	0.35	2.02	1.94	0.0	62.42	7.61	6.15	89.6	19.40	47.1
sorting	3.76	2.99	0.0	0.36	2.05	1.88	0.0	67.09	8.05	6.01	87.9	21.95	41.6

5.3 Results for Different Algorithms

As shown in Table 1, EFFIBENCH is constructed with 11 different algorithms⁴. This part explores whether the code generation model has different code efficiency across different algorithm subsets. Table 5 reports the results of GPT-3.5-turbo-0301. We report on GPT-3.5-turbo-0301 because this model achieves a balance between efficiency, correctness (high pass@1), and economy (free to use). Results for other close-source models are in Appendix Table 9-14. We can observe that LLMs have different code efficiency for different algorithm subsets. For example, GPT-3.5-turbo-0301 is less efficient for dynamic programming (DP), which require 7.73x total memory usage during the code execution procedure. In contrast, GPT-3.5-turbo-0301 demonstrated higher efficiency in the DFS and binary search subset, which only requires 5.68x and 5.83x NTMU compared with the canonical solution. We suspect that the observed differences come from the availability of training data. Specifically, models tend to perform better on tasks for which their training corpus contains abundant and varied examples with efficient solutions.

5.4 Worst Case Analysis

In this section, we conduct a study to analyze the inefficient code generated by GPT-3.5-turbo-0301 (similar to the analysis in Section 5.3). Specifically, we collect the 10 most inefficient pieces of code for NET, NMU, and NTMU metrics and then manually analyze the implementation algorithm used by each code. The evaluation results are demonstrated in Table 6. We can observe that the majority of the inefficient pieces of code are associated with DP and backtracking algorithms, with these categories showing the highest occurrences across the metrics. In particular, DP and backtracking algorithms show the highest counts in NTMU, indicating that these algorithms tend to generate code with higher memory consumption inefficiency. This analysis highlights the areas where GPT-3.5-turbo-0301 struggles the most, suggesting a need for further optimization in generating code for complex algorithmic tasks.

To further understand the reasons for inefficiency in the LLM-generated code, we conduct a case comparison of GPT-3.5-turbo-0301 generated code and canonical solution in DP subset to analyze why LLM-generated code is inefficient⁵. As shown in Figure 2, we can observe that the key reason for GPT-3.5-turbo-0301 being less efficient than the *canonical_solution* is due to the code generated by GPT-3.5-turbo-0301 first generating a 2-dimensional matrix which requires large overhead for memory usage when the parameters n and k are very large. However, the *canonical_solution* generates two lists, which significantly reduces the memory usage for the code. GPT-3.5-Turbo-0301 implements a straightforward dynamic programming approach with a complete matrix to keep track of results for every possible pair of n and k , while the canonical solution optimizes by maintaining a rolling sum, which helps to reduce the space complexity from $O(n \times k)$ to $O(k)$, leading to a more memory-efficient implementation. This optimization in the canonical solution results in a significant performance improvement. Specifically, GPT-3.5-turbo-0301 generated code has 70.62x memory usage during the code execution compared with *canonical_solution*.

⁴Note that the task is classified as a specific algorithm but the code generated by LLMs may consider addressing the task with other algorithms.

⁵We also provide case illustrations in backtracking and BFS in Appendix A.8

Table 6: Evaluation results of Top-10 inefficient code generated by GPT-3.5-turbo-0301. We manually analyze the algorithm of each code.

Metrics	Greedy	DP	Backtracking	Divide and Conquer	DFS	BFS	Binary Search	Two Pointers	Sliding Window	Bit Manipulation	Sorting
NET	0	1	2	0	0	1	0	1	2	3	0
NMU	1	1	1	0	0	1	0	1	1	2	2
NTMU	3	4	1	0	0	1	0	0	0	1	0

GPT-3.5-Turbo-0301	Canonical Solution
<pre> class Solution: def kInversePairs(self, n: int, k: int) -> int: MOD = 10**9 + 7 # Initialization of a 2D matrix with # (n+1)x(k+1) dimensions # Memory-intensive: Utilizes a matrix # for storing all subproblem results dp = [[0 for _ in range(k+1)] for _ in range(n+1)] for i in range(n+1): dp[i][0] = 1 # Base case: one way # to have zero inverse pairs for i in range(1, n+1): for j in range(1, k+1): # Dynamic programming state # transition dp[i][j] = (dp[i-1][j] + dp[i][j-1]) % MOD if j-i >= 0: # Adjustment to avoid # overcounting, # demonstrates the # complexity of state # management dp[i][j] = (dp[i][j] - dp[i-1][j-i] + MOD) % MOD return dp[n][k] % MOD </pre>	<pre> class Solution: def kInversePairs(self, n: int, k: int) -> int: mod = 10**9 + 7 # f array represents current count of # inverse pairs at index k # Space optimization: Only one array of # size k+1 is used f = [1] + [0] * k # s is a prefix sum array to optimize # the range sum calculation # Efficient rolling sum reduces space # complexity from O(n*k) to O(k) s = [0] * (k + 2) for i in range(1, n + 1): for j in range(1, k + 1): # Utilizing prefix sum to # calculate range sums # efficiently f[j] = (s[j + 1] - s[max(0, j - (i - 1))]) % mod for j in range(1, k + 2): # Update prefix sums after each # iteration s[j] = (s[j - 1] + f[j - 1]) % mod return f[k] </pre>

Figure 2: A case illustration of GPT-3.5-turbo-0301 and *canonical_solution*. GPT-3.5-turbo-0301 generated code requires 70.62x memory usage compared with *canonical_solution*. GPT-3.5-turbo-0301 generated code employs a 2-dimensional matrix to manage state transitions, leading to substantial memory overhead, particularly evident when the parameters n and k are large. In contrast, the *canonical_solution* optimizes memory usage by utilizing a rolling sum technique and a single-dimensional dynamic array, significantly reducing the space complexity from $O(n \times k)$ to $O(k)$.

6 Conclusion and Future work

In this paper, we introduce EFFIBENCH, a benchmark designed to evaluate the efficiency of code generated by various code generation models. EFFIBENCH encompasses 1,000 problems and consists of 11 distinct algorithmic subsets. Unlike previous benchmarks that primarily emphasize the correctness of code generation, EFFIBENCH extends the evaluation criteria to include both execution time analysis and memory usage analysis. We also provide the evaluation server in Hugging Face to allow researchers to evaluate their methods with the same hardware and software. By incorporating these metrics and the Hugging Face server, EFFIBENCH aims to inspire the research community’s focus towards not only the correctness but also the efficiency and sustainability of code generated by code generation models. In the future, we will consider extending EFFIBENCH with other programming languages (e.g., C++, Java, JS, and Go).

7 ACKNOWLEDGMENT

The work is supported in part by National Key R&D Program of China (2022ZD0160201), HK RGC RIF (R7030-22), HK ITF (GHP/169/20SZ), a Huawei Flagship Research Grant in 2023, HK RGC GRF (Ref: 17208223 & 17204424), and the HKU-CAS Joint Laboratory for Intelligent System Software.

References

- [1] Leetcode. <https://leetcode.com/>. Accessed: January 31, 2024.
- [2] Marah I Abdin, Sam Ade Jacobs, Ammar Ahmad Awan, Jyoti Aneja, Ahmed Awadallah, Hany Awadalla, Nguyen Bach, Amit Bahree, Arash Bakhtiari, Harkirat S. Behl, Alon Benhaim, Misha Bilenko, Johan Bjorck, Sébastien Bubeck, Martin Cai, Caio César Teodoro Mendes, Weizhu Chen, Vishrav Chaudhary, Parul Chopra, Allie Del Giorno, Gustavo de Rosa, Matthew Dixon, Ronen Eldan, Dan Iter, Amit Garg, Abhishek Goswami, Suriya Gunasekar, Emman Haider, Junheng Hao, Russell J. Hewett, Jamie Huynh, Mojan Javaheripi, Xin Jin, Piero Kauffmann, Nikos Karampatziakis, Dongwoo Kim, Mahoud Khademi, Lev Kurilenko, James R. Lee, Yin Tat Lee, Yuanzhi Li, Chen Liang, Weishung Liu, Eric Lin, Zeqi Lin, Piyush Madan, Arindam Mitra, Hardik Modi, Anh Nguyen, Brandon Norick, Barun Patra, Daniel Perez-Becker, Thomas Portet, Reid Pryzant, Heyang Qin, Marko Radmilac, Corby Rosset, Sambudha Roy, Olatunji Ruwase, Olli Saarikivi, Amin Saied, Adil Salim, Michael Santacrose, Shital Shah, Ning Shang, Hiteshi Sharma, Xia Song, Masahiro Tanaka, Xin Wang, Rachel Ward, Guanhua Wang, Philipp Witte, Michael Wyatt, Can Xu, Jiahang Xu, Sonali Yadav, Fan Yang, Ziyi Yang, Donghan Yu, Chengruidong Zhang, Cyril Zhang, Jianwen Zhang, Li Lyna Zhang, Yi Zhang, Yue Zhang, Yunan Zhang, and Xiren Zhou. Phi-3 technical report: A highly capable language model locally on your phone. *CoRR*, abs/2404.14219, 2024. doi: 10.48550/ARXIV.2404.14219. URL <https://doi.org/10.48550/arXiv.2404.14219>.
- [3] Wasi Uddin Ahmad, Md Golam Rahman Tushar, Saikat Chakraborty, and Kai-Wei Chang. AVATAR: A parallel corpus for java-python program translation. In Anna Rogers, Jordan L. Boyd-Graber, and Naoaki Okazaki, editors, *Findings of the Association for Computational Linguistics: ACL 2023, Toronto, Canada, July 9-14, 2023*, pages 2268–2281. Association for Computational Linguistics, 2023. doi: 10.18653/V1/2023.FINDINGS-ACL.143. URL <https://doi.org/10.18653/v1/2023.findings-acl.143>.
- [4] Toufique Ahmed and Premkumar T. Devanbu. Few-shot training llms for project-specific code-summarization. In *37th IEEE/ACM International Conference on Automated Software Engineering, ASE 2022, Rochester, MI, USA, October 10-14, 2022*, pages 177:1–177:5. ACM, 2022. doi: 10.1145/3551349.3559555. URL <https://doi.org/10.1145/3551349.3559555>.
- [5] Loubna Ben Allal, Raymond Li, Denis Kocetkov, Chenghao Mou, Christopher Akiki, Carlos Muñoz Ferrandis, Niklas Muennighoff, Mayank Mishra, Alex Gu, Manan Dey, Logesh Kumar Umapathi, Carolyn Jane Anderson, Yangtian Zi, Joel Lamy-Poirier, Hailey Schoelkopf, Sergey Troshin, Dmitry Abulkhanov, Manuel Romero, Michael Lappert, Francesco De Toni, Bernardo García del Río, Qian Liu, Shamik Bose, Urvashi Bhattacharyya, Terry Yue Zhuo, Ian Yu, Paulo Villegas, Marco Zocca, Sourab Mangrulkar, David Lansky, Huu Nguyen, Danish Contractor, Luis Villa, Jia Li, Dzmitry Bahdanau, Yacine Jernite, Sean Hughes, Daniel Fried, Arjun Guha, Harm de Vries, and Leandro von Werra. Santacoder: don’t reach for the stars! *CoRR*, abs/2301.03988, 2023. doi: 10.48550/ARXIV.2301.03988. URL <https://doi.org/10.48550/arXiv.2301.03988>.
- [6] Ben Athiwaratkun, Sanjay Krishna Gouda, Zijian Wang, Xiaopeng Li, Yuchen Tian, Ming Tan, Wasi Uddin Ahmad, Shiqi Wang, Qing Sun, Mingyue Shang, Sujan Kumar Gonugondla, Hantian Ding, Varun Kumar, Nathan Fulton, Arash Farahani, Siddhartha Jain, Robert Giquinto, Haifeng Qian, Murali Krishna Ramanathan, and Ramesh Nallapati. Multi-lingual evaluation of code generation models. In *The Eleventh International Conference on Learning Representations, ICLR 2023, Kigali, Rwanda, May 1-5, 2023*. OpenReview.net, 2023. URL <https://openreview.net/pdf?id=Bo7eeXm6An8>.
- [7] Jacob Austin, Augustus Odena, Maxwell Nye, Maarten Bosma, Henryk Michalewski, David Dohan, Ellen Jiang, Carrie J. Cai, Michael Terry, Quoc V. Le, and Charles Sutton. Program synthesis with large language models. *ArXiv*, abs/2108.07732, 2021. URL <https://api.semanticscholar.org/CorpusID:237142385>.
- [8] Mahnaz Behroozi, Chris Parnin, and Titus Barik. Hiring is broken: What do developers say about technical interviews? In *2019 IEEE Symposium on Visual Languages and Human-Centric Computing (VL/HCC)*, pages 1–9. IEEE, 2019.

- [9] Brian Alexander Bell. *Understanding the Preparation Phase of Technical Interviews*. PhD thesis, Virginia Tech, 2023.
- [10] Tom B. Brown, Benjamin Mann, Nick Ryder, Melanie Subbiah, Jared Kaplan, Prafulla Dhariwal, Arvind Neelakantan, Pranav Shyam, Girish Sastry, Amanda Askell, Sandhini Agarwal, Ariel Herbert-Voss, Gretchen Krueger, Tom Henighan, Rewon Child, Aditya Ramesh, Daniel M. Ziegler, Jeffrey Wu, Clemens Winter, Christopher Hesse, Mark Chen, Eric Sigler, Mateusz Litwin, Scott Gray, Benjamin Chess, Jack Clark, Christopher Berner, Sam McCandlish, Alec Radford, Ilya Sutskever, and Dario Amodei. Language models are few-shot learners. In Hugo Larochelle, Marc’Aurelio Ranzato, Raia Hadsell, Maria-Florina Balcan, and Hsuan-Tien Lin, editors, *Advances in Neural Information Processing Systems 33: Annual Conference on Neural Information Processing Systems 2020, NeurIPS 2020, December 6-12, 2020, virtual*, 2020. URL <https://proceedings.neurips.cc/paper/2020/hash/1457c0d6bfbcb4967418bfb8ac142f64a-Abstract.html>.
- [11] Eugenio Capra, Chiara Francalanci, and Sandra A Slaughter. Is software “green”? application development environments and energy efficiency in open source applications. *Information and Software Technology*, 54(1):60–71, 2012.
- [12] Federico Cassano, John Gouwar, Daniel Nguyen, Sydney Nguyen, Luna Phipps-Costin, Donald Pinckney, Ming-Ho Yee, Yangtian Zi, Carolyn Jane Anderson, Molly Q. Feldman, Arjun Guha, Michael Greenberg, and Abhinav Jangda. Multipl-e: A scalable and polyglot approach to benchmarking neural code generation. *IEEE Trans. Software Eng.*, 49(7):3675–3691, 2023. doi: 10.1109/TSE.2023.3267446. URL <https://doi.org/10.1109/TSE.2023.3267446>.
- [13] Mark Chen, Jerry Tworek, Heewoo Jun, Qiming Yuan, Henrique Ponde de Oliveira Pinto, Jared Kaplan, Harri Edwards, Yuri Burda, Nicholas Joseph, Greg Brockman, et al. Evaluating large language models trained on code. *arXiv preprint arXiv:2107.03374*, 2021.
- [14] Tristan Coignon, Clément Quinon, and Romain Rouvoy. åå. In *Proceedings of the 28th International Conference on Evaluation and Assessment in Software Engineering*, pages 79–89, 2024.
- [15] DeepSeekAI. Deepseek coder: Let the code write itself, 2023. URL <https://deepseekcoder.github.io/>.
- [16] Yinlin Deng, Chunqiu Steven Xia, Chenyuan Yang, Shizhuo Dylan Zhang, Shujing Yang, and Lingming Zhang. Large language models are edge-case fuzzers: Testing deep learning libraries via fuzzgpt. *CoRR*, abs/2304.02014, 2023. doi: 10.48550/ARXIV.2304.02014. URL <https://doi.org/10.48550/arXiv.2304.02014>.
- [17] Yangruibo Ding, Zijian Wang, Wasi Uddin Ahmad, Murali Krishna Ramanathan, Ramesh Nallapati, Parminder Bhatia, Dan Roth, and Bing Xiang. Cocomic: Code completion by jointly modeling in-file and cross-file context. *CoRR*, abs/2212.10007, 2022. doi: 10.48550/ARXIV.2212.10007. URL <https://doi.org/10.48550/arXiv.2212.10007>.
- [18] Mingzhe Du, Anh Tuan Luu, Bin Ji, and See-Kiong Ng. Mercury: An efficiency benchmark for llm code synthesis. *arXiv preprint arXiv:2402.07844*, 2024.
- [19] Angela Fan, Beliz Gokkaya, Mark Harman, Mitya Lyubarskiy, Shubho Sengupta, Shin Yoo, and Jie M Zhang. Large language models for software engineering: Survey and open problems. In *2023 IEEE/ACM International Conference on Software Engineering: Future of Software Engineering (ICSE-FoSE)*, pages 31–53. IEEE, 2023.
- [20] Daniel Fried, Armen Aghajanyan, Jessy Lin, Sida Wang, Eric Wallace, Freda Shi, Ruiqi Zhong, Scott Yih, Luke Zettlemoyer, and Mike Lewis. InCoder: A generative model for code infilling and synthesis. In *The Eleventh International Conference on Learning Representations, ICLR 2023, Kigali, Rwanda, May 1-5, 2023*. OpenReview.net, 2023. URL <https://openreview.net/pdf?id=hQwb-1bM6EL>.
- [21] Md. Mahim Anjum Haque, Wasi Uddin Ahmad, Ismini Lourentzou, and Chris Brown. Fixeval: Execution-based evaluation of program fixes for competitive programming problems. *CoRR*, abs/2206.07796, 2022. doi: 10.48550/ARXIV.2206.07796. URL <https://doi.org/10.48550/arXiv.2206.07796>.

- [22] Jocelyn Harper. Interview insight: How to get the job. In *A Software Engineer’s Guide to Seniority: A Guide to Technical Leadership*, pages 19–28. Springer, 2022.
- [23] Masum Hasan, Tanveer Muttaqueen, Abdullah Al Ishtiaq, Kazi Sajeed Mehrab, Md. Mahim Anjum Haque, Tahmid Hasan, Wasi Uddin Ahmad, Anindya Iqbal, and Rifat Shahriyar. Codesc: A large code-description parallel dataset. In Chengqing Zong, Fei Xia, Wenjie Li, and Roberto Navigli, editors, *Findings of the Association for Computational Linguistics: ACL/IJCNLP 2021, Online Event, August 1-6, 2021*, volume ACL/IJCNLP 2021 of *Findings of ACL*, pages 210–218. Association for Computational Linguistics, 2021. doi: 10.18653/V1/2021.FINDINGS-ACL.18. URL <https://doi.org/10.18653/v1/2021.findings-acl.18>.
- [24] Dan Hendrycks, Steven Basart, Saurav Kadavath, Mantas Mazeika, Akul Arora, Ethan Guo, Collin Burns, Samir Puranik, Horace He, Dawn Song, and Jacob Steinhardt. Measuring coding challenge competence with apps. *NeurIPS*, 2021.
- [25] Dong Huang, Qi Bu, and Heming Cui. Codecot and beyond: Learning to program and test like a developer. *ArXiv*, abs/2308.08784, 2023. URL <https://api.semanticscholar.org/CorpusID:261030533>.
- [26] Dong Huang, Qingwen Bu, Jie Zhang, Xiaofei Xie, Junjie Chen, and Heming Cui. Bias assessment and mitigation in llm-based code generation. *arXiv preprint arXiv:2309.14345*, 2023.
- [27] Dong Huang, Qingwen Bu, Jie M Zhang, Michael Luck, and Heming Cui. Agentcoder: Multi-agent-based code generation with iterative testing and optimisation. *arXiv preprint arXiv:2312.13010*, 2023.
- [28] Dong Huang, Jie M Zhang, Mingzhe Du, Mark Harman, and Heming Cui. Rethinking the influence of source code on test case generation. *arXiv preprint arXiv:2409.09464*, 2024.
- [29] Naman Jain, Skanda Vaidyanath, Arun Shankar Iyer, Nagarajan Natarajan, Suresh Parthasarathy, Sriram K. Rajamani, and Rahul Sharma. Jigsaw: Large language models meet program synthesis. In *44th IEEE/ACM 44th International Conference on Software Engineering, ICSE 2022, Pittsburgh, PA, USA, May 25-27, 2022*, pages 1219–1231. ACM, 2022. doi: 10.1145/3510003.3510203. URL <https://doi.org/10.1145/3510003.3510203>.
- [30] Nan Jiang, Kevin Liu, Thibaud Lutellier, and Lin Tan. Impact of code language models on automated program repair. In *45th IEEE/ACM International Conference on Software Engineering, ICSE 2023, Melbourne, Australia, May 14-20, 2023*, pages 1430–1442. IEEE, 2023. doi: 10.1109/ICSE48619.2023.00125. URL <https://doi.org/10.1109/ICSE48619.2023.00125>.
- [31] Carlos E. Jimenez, John Yang, Alexander Wettig, Shunyu Yao, Kexin Pei, Ofir Press, and Karthik Narasimhan. Swe-bench: Can language models resolve real-world github issues? *CoRR*, abs/2310.06770, 2023. doi: 10.48550/ARXIV.2310.06770. URL <https://doi.org/10.48550/arXiv.2310.06770>.
- [32] Yuhang Lai, Chengxi Li, Yiming Wang, Tianyi Zhang, Ruiqi Zhong, Luke Zettlemoyer, Wen-Tau Yih, Daniel Fried, Sida I. Wang, and Tao Yu. DS-1000: A natural and reliable benchmark for data science code generation. In Andreas Krause, Emma Brunskill, Kyunghyun Cho, Barbara Engelhardt, Sivan Sabato, and Jonathan Scarlett, editors, *International Conference on Machine Learning, ICML 2023, 23-29 July 2023, Honolulu, Hawaii, USA*, volume 202 of *Proceedings of Machine Learning Research*, pages 18319–18345. PMLR, 2023. URL <https://proceedings.mlr.press/v202/lai23b.html>.
- [33] Caroline Lemieux, Jeevana Priya Inala, Shuvendu K. Lahiri, and Siddhartha Sen. Codamosa: Escaping coverage plateaus in test generation with pre-trained large language models. In *45th IEEE/ACM International Conference on Software Engineering, ICSE 2023, Melbourne, Australia, May 14-20, 2023*, pages 919–931. IEEE, 2023. doi: 10.1109/ICSE48619.2023.00085. URL <https://doi.org/10.1109/ICSE48619.2023.00085>.

- [34] Raymond Li, Loubna Ben Allal, Yangtian Zi, Niklas Muennighoff, Denis Kocetkov, Chenghao Mou, Marc Marone, Christopher Akiki, Jia Li, Jenny Chim, Qian Liu, Evgenii Zheltonozhskii, Terry Yue Zhuo, Thomas Wang, Olivier Dehaene, Mishig Davaadorj, Joel Lamy-Poirier, João Monteiro, Oleh Shliazhko, Nicolas Gontier, Nicholas Meade, Armel Zebaze, Ming-Ho Yee, Logesh Kumar Umapathi, Jian Zhu, Benjamin Lipkin, Muhtasham Oblokulov, Zhiruo Wang, Rudra Murthy V, Jason Stillerman, Siva Sankalp Patel, Dmitry Abulkhanov, Marco Zocca, Manan Dey, Zhihan Zhang, Nour Moustafa-Fahmy, Urvashi Bhattacharyya, Wenhao Yu, Swayam Singh, Sasha Luccioni, Paulo Villegas, Maxim Kunakov, Fedor Zhdanov, Manuel Romero, Tony Lee, Nadav Timor, Jennifer Ding, Claire Schlesinger, Hailey Schoelkopf, Jan Ebert, Tri Dao, Mayank Mishra, Alex Gu, Jennifer Robinson, Carolyn Jane Anderson, Brendan Dolan-Gavitt, Danish Contractor, Siva Reddy, Daniel Fried, Dzmitry Bahdanau, Yacine Jernite, Carlos Muñoz Ferrandis, Sean Hughes, Thomas Wolf, Arjun Guha, Leandro von Werra, and Harm de Vries. Starcoder: may the source be with you! *CoRR*, abs/2305.06161, 2023. doi: 10.48550/ARXIV.2305.06161. URL <https://doi.org/10.48550/arXiv.2305.06161>.
- [35] Yujia Li, David H. Choi, Junyoung Chung, Nate Kushman, Julian Schrittwieser, Rémi Leblond, Tom Eccles, James Keeling, Felix Gimeno, Agustin Dal Lago, Thomas Hubert, Peter Choy, Cyprien de Masson d’Autume, Igor Babuschkin, Xinyun Chen, Po-Sen Huang, Johannes Welbl, Sven Gowal, Alexey Cherepanov, James Molloy, Daniel J. Mankowitz, Esme Sutherland Robson, Pushmeet Kohli, Nando de Freitas, Koray Kavukcuoglu, and Oriol Vinyals. Competition-level code generation with alphacode. *CoRR*, abs/2203.07814, 2022. doi: 10.48550/ARXIV.2203.07814. URL <https://doi.org/10.48550/arXiv.2203.07814>.
- [36] Jiawei Liu, Chunqiu Steven Xia, Yuyao Wang, and LINGMING ZHANG. Is your code generated by chatGPT really correct? rigorous evaluation of large language models for code generation. In *Thirty-seventh Conference on Neural Information Processing Systems*, 2023. URL <https://openreview.net/forum?id=1qv610Cu7>.
- [37] Tianyang Liu, Canwen Xu, and Julian J. McAuley. Repobench: Benchmarking repository-level code auto-completion systems. *CoRR*, abs/2306.03091, 2023. doi: 10.48550/ARXIV.2306.03091. URL <https://doi.org/10.48550/arXiv.2306.03091>.
- [38] Anton Lozhkov, Raymond Li, Loubna Ben Allal, Federico Cassano, Joel Lamy-Poirier, Noumane Tazi, Ao Tang, Dmytro Pykhtar, Jiawei Liu, Yuxiang Wei, Tianyang Liu, Max Tian, Denis Kocetkov, Arthur Zucker, Younes Belkada, Zijian Wang, Qian Liu, Dmitry Abulkhanov, Indraneil Paul, Zhuang Li, Wen-Ding Li, Megan Risdal, Jia Li, Jian Zhu, Terry Yue Zhuo, Evgenii Zheltonozhskii, Nii Osae Osae Dade, Wenhao Yu, Lucas Krauß, Naman Jain, Yixuan Su, Xuanli He, Manan Dey, Edoardo Abati, Yekun Chai, Niklas Muennighoff, Xiangru Tang, Muhtasham Oblokulov, Christopher Akiki, Marc Marone, Chenghao Mou, Mayank Mishra, Alex Gu, Binyuan Hui, Tri Dao, Armel Zebaze, Olivier Dehaene, Nicolas Patry, Canwen Xu, Julian J. McAuley, Han Hu, Torsten Scholak, Sébastien Paquet, Jennifer Robinson, Carolyn Jane Anderson, Nicolas Chapados, and et al. Starcoder 2 and the stack v2: The next generation. *CoRR*, abs/2402.19173, 2024. doi: 10.48550/ARXIV.2402.19173. URL <https://doi.org/10.48550/arXiv.2402.19173>.
- [39] Ziyang Luo, Can Xu, Pu Zhao, Qingfeng Sun, Xiubo Geng, Wenxiang Hu, Chongyang Tao, Jing Ma, Qingwei Lin, and Daxin Jiang. Wizardcoder: Empowering code large language models with evol-instruct. *ArXiv*, abs/2306.08568, 2023. URL <https://api.semanticscholar.org/CorpusID:259164815>.
- [40] Javier Mancebo, Felix Garcia, and Coral Calero. A process for analysing the energy efficiency of software. *Information and Software Technology*, 134:106560, 2021.
- [41] Microsoft. The world’s most widely adopted ai developer tool., 2024. URL <https://github.com/features/copilot>.
- [42] Amir M. Mir, Evaldas Latoskinas, Sebastian Proksch, and Georgios Gousios. Type4py: Practical deep similarity learning-based type inference for python. In *44th IEEE/ACM 44th International Conference on Software Engineering, ICSE 2022, Pittsburgh, PA, USA, May 25-27, 2022*, pages 2241–2252. ACM, 2022. doi: 10.1145/3510003.3510124. URL <https://doi.org/10.1145/3510003.3510124>.

- [43] Erik Nijkamp, Bo Pang, Hiroaki Hayashi, Lifu Tu, Huan Wang, Yingbo Zhou, Silvio Savarese, and Caiming Xiong. Codegen: An open large language model for code with multi-turn program synthesis. In *The Eleventh International Conference on Learning Representations, ICLR 2023, Kigali, Rwanda, May 1-5, 2023*. OpenReview.net, 2023. URL https://openreview.net/pdf?id=iaYcJKpY2B_.
- [44] Erik Nijkamp, Bo Pang, Hiroaki Hayashi, Lifu Tu, Huan Wang, Yingbo Zhou, Silvio Savarese, and Caiming Xiong. Codegen: An open large language model for code with multi-turn program synthesis. *ICLR*, 2023.
- [45] Changan Niu, Ting Zhang, Chuanyi Li, Bin Luo, and Vincent Ng. On evaluating the efficiency of source code generated by llms. *CoRR*, abs/2404.06041, 2024. doi: 10.48550/ARXIV.2404.06041. URL <https://doi.org/10.48550/arXiv.2404.06041>.
- [46] Changan Niu, Ting Zhang, Chuanyi Li, Bin Luo, and Vincent Ng. On evaluating the efficiency of source code generated by llms. In *Proceedings of the 2024 IEEE/ACM First International Conference on AI Foundation Models and Software Engineering*, pages 103–107, 2024.
- [47] OpenAI. GPT-3.5 Turbo, 2023. URL <https://platform.openai.com/docs/models/gpt-3-5>.
- [48] OpenAI. GPT-4 Technical Report. *CoRR*, abs/2303.08774, 2023. doi: 10.48550/arXiv.2303.08774. URL <https://doi.org/10.48550/arXiv.2303.08774>.
- [49] Shishir G. Patil, Tianjun Zhang, Xin Wang, and Joseph E. Gonzalez. Gorilla: Large language model connected with massive apis. *CoRR*, abs/2305.15334, 2023. doi: 10.48550/ARXIV.2305.15334. URL <https://doi.org/10.48550/arXiv.2305.15334>.
- [50] Rui Pereira, Marco Couto, Francisco Ribeiro, Rui Rua, Jácome Cunha, João Paulo Fernandes, and João Saraiva. Ranking programming languages by energy efficiency. *Science of Computer Programming*, 205:102609, 2021.
- [51] Ruizhong Qiu, Weiliang Will Zeng, Hanghang Tong, James Ezick, and Christopher Lott. How efficient is llm-generated code? a rigorous & high-standard benchmark. *arXiv preprint arXiv:2406.06647*, 2024.
- [52] Baptiste Rozière, Marie-Anne Lachaux, Lowik Chausson, and Guillaume Lample. Unsupervised translation of programming languages. In Hugo Larochelle, Marc’Aurelio Ranzato, Raia Hadsell, Maria-Florina Balcan, and Hsuan-Tien Lin, editors, *Advances in Neural Information Processing Systems 33: Annual Conference on Neural Information Processing Systems 2020, NeurIPS 2020, December 6-12, 2020, virtual*, 2020. URL <https://proceedings.neurips.cc/paper/2020/hash/ed23fbf18c2cd35f8c7f8de44f85c08d-Abstract.html>.
- [53] Baptiste Rozière, Jonas Gehring, Fabian Gloeckle, Sten Sootla, Itai Gat, Xiaoqing Tan, Yossi Adi, Jingyu Liu, Tal Remez, Jérémy Rapin, Artyom Kozhevnikov, I. Evtimov, Joanna Bitton, Manish P Bhatt, Cristian Cantón Ferrer, Aaron Grattafiori, Wenhan Xiong, Alexandre D’efossez, Jade Copet, Faisal Azhar, Hugo Touvron, Louis Martin, Nicolas Usunier, Thomas Scialom, and Gabriel Synnaeve. Code llama: Open foundation models for code. *ArXiv*, abs/2308.12950, 2023. URL <https://api.semanticscholar.org/CorpusID:261100919>.
- [54] Jieke Shi, Zhou Yang, and David Lo. Efficient and green large language models for software engineering: Vision and the road ahead. *CoRR*, abs/2404.04566, 2024. doi: 10.48550/ARXIV.2404.04566. URL <https://doi.org/10.48550/arXiv.2404.04566>.
- [55] Jieke Shi, Zhou Yang, and David Lo. Efficient and green large language models for software engineering: Vision and the road ahead. *arXiv preprint arXiv:2404.04566*, 2024.
- [56] Disha Shrivastava, Hugo Larochelle, and Daniel Tarlow. Repository-level prompt generation for large language models of code. In Andreas Krause, Emma Brunskill, Kyunghyun Cho, Barbara Engelhardt, Sivan Sabato, and Jonathan Scarlett, editors, *International Conference on Machine Learning, ICML 2023, 23-29 July 2023, Honolulu, Hawaii, USA*, volume 202 of *Proceedings of Machine Learning Research*, pages 31693–31715. PMLR, 2023. URL <https://proceedings.mlr.press/v202/shrivastava23a.html>.

- [57] R. K. Shyamasundar. Introduction to algorithms. *Resonance*, 1:14–24, 1996. URL <https://api.semanticscholar.org/CorpusID:123556377>.
- [58] Hugo Touvron, Louis Martin, Kevin Stone, Peter Albert, Amjad Almahairi, Yasmine Babaei, Nikolay Bashlykov, Soumya Batra, Prajjwal Bhargava, Shruti Bhosale, Dan Bikel, Lukas Blecher, Cristian Canton-Ferrer, Moya Chen, Guillem Cucurull, David Esiobu, Jude Fernandes, Jeremy Fu, Wenyin Fu, Brian Fuller, Cynthia Gao, Vedanuj Goswami, Naman Goyal, Anthony Hartshorn, Saghar Hosseini, Rui Hou, Hakan Inan, Marcin Kardas, Viktor Kerkez, Madian Khabsa, Isabel Kloumann, Artem Korenev, Punit Singh Koura, Marie-Anne Lachaux, Thibaut Lavril, Jenya Lee, Diana Liskovich, Yinghai Lu, Yuning Mao, Xavier Martinet, Todor Mihaylov, Pushkar Mishra, Igor Molybog, Yixin Nie, Andrew Poulton, Jeremy Reizenstein, Rashi Rungta, Kalyan Saladi, Alan Schelten, Ruan Silva, Eric Michael Smith, Ranjan Subramanian, Xiaoqing Ellen Tan, Binh Tang, Ross Taylor, Adina Williams, Jian Xiang Kuan, Puxin Xu, Zheng Yan, Iliyan Zarov, Yuchen Zhang, Angela Fan, Melanie Kambadur, Sharan Narang, Aurélien Rodriguez, Robert Stojnic, Sergey Edunov, and Thomas Scialom. Llama 2: Open foundation and fine-tuned chat models. *CoRR*, abs/2307.09288, 2023. doi: 10.48550/ARXIV.2307.09288. URL <https://doi.org/10.48550/arXiv.2307.09288>.
- [59] Tina Vartziotis, Ippolyti Dellatolas, George Dasoulas, Maximilian Schmidt, Florian Schneider, Tim Hoffmann, Sotirios Kotsopoulos, and Michael Keckeisen. Learn to code sustainably: An empirical study on llm-based green code generation. *arXiv preprint arXiv:2403.03344*, 2024.
- [60] Shiqi Wang, Zheng Li, Haifeng Qian, Chenghao Yang, Zijian Wang, Mingyue Shang, Varun Kumar, Samson Tan, Baishakhi Ray, Parminder Bhatia, Ramesh Nallapati, Murali Krishna Ramanathan, Dan Roth, and Bing Xiang. Recode: Robustness evaluation of code generation models. In Anna Rogers, Jordan L. Boyd-Graber, and Naoaki Okazaki, editors, *Proceedings of the 61st Annual Meeting of the Association for Computational Linguistics (Volume 1: Long Papers)*, ACL 2023, Toronto, Canada, July 9-14, 2023, pages 13818–13843. Association for Computational Linguistics, 2023. doi: 10.18653/V1/2023.ACL-LONG.773. URL <https://doi.org/10.18653/v1/2023.acl-long.773>.
- [61] Yue Wang, Hung Le, Akhilesh Deepak Gotmare, Nghi DQ Bui, Junnan Li, and Steven CH Hoi. Codet5+: Open code large language models for code understanding and generation. *arXiv preprint arXiv:2305.07922*, 2023.
- [62] Zhiruo Wang, Shuyan Zhou, Daniel Fried, and Graham Neubig. Execution-based evaluation for open-domain code generation. In Houda Bouamor, Juan Pino, and Kalika Bali, editors, *Findings of the Association for Computational Linguistics: EMNLP 2023, Singapore, December 6-10, 2023*, pages 1271–1290. Association for Computational Linguistics, 2023. URL <https://aclanthology.org/2023.findings-emnlp.89>.
- [63] Jiayi Wei, Greg Durrett, and Isil Dillig. Typet5: Seq2seq type inference using static analysis. In *The Eleventh International Conference on Learning Representations, ICLR 2023, Kigali, Rwanda, May 1-5, 2023*. OpenReview.net, 2023. URL <https://openreview.net/pdf?id=4TyNEhI2GdN>.
- [64] Pengcheng Yin, Wen-Ding Li, Kefan Xiao, Abhishek Rao, Yeming Wen, Kensen Shi, Joshua Howland, Paige Bailey, Michele Catasta, Henryk Michalewski, Oleksandr Polozov, and Charles Sutton. Natural language to code generation in interactive data science notebooks. In Anna Rogers, Jordan L. Boyd-Graber, and Naoaki Okazaki, editors, *Proceedings of the 61st Annual Meeting of the Association for Computational Linguistics (Volume 1: Long Papers)*, ACL 2023, Toronto, Canada, July 9-14, 2023, pages 126–173. Association for Computational Linguistics, 2023. doi: 10.18653/V1/2023.ACL-LONG.9. URL <https://doi.org/10.18653/v1/2023.acl-long.9>.
- [65] Daoguang Zan, Bei Chen, Dejian Yang, Zeqi Lin, Minsu Kim, Bei Guan, Yongji Wang, Weizhu Chen, and Jian-Guang Lou. CERT: continual pre-training on sketches for library-oriented code generation. In Luc De Raedt, editor, *Proceedings of the Thirty-First International Joint Conference on Artificial Intelligence, IJCAI 2022, Vienna, Austria, 23-29 July 2022*, pages 2369–2375. ijcai.org, 2022. doi: 10.24963/IJCAI.2022/329. URL <https://doi.org/10.24963/ijcai.2022/329>.

- [66] Fengji Zhang, Bei Chen, Yue Zhang, Jacky Keung, Jin Liu, Daoguang Zan, Yi Mao, Jian-Guang Lou, and Weizhu Chen. Repocoder: Repository-level code completion through iterative retrieval and generation. In Houda Bouamor, Juan Pino, and Kalika Bali, editors, *Proceedings of the 2023 Conference on Empirical Methods in Natural Language Processing, EMNLP 2023, Singapore, December 6-10, 2023*, pages 2471–2484. Association for Computational Linguistics, 2023. URL <https://aclanthology.org/2023.emnlp-main.151>.
- [67] Qinkai Zheng, Xiao Xia, Xu Zou, Yuxiao Dong, Shan Wang, Yufei Xue, Zihan Wang, Lei Shen, Andi Wang, Yang Li, Teng Su, Zhilin Yang, and Jie Tang. Codegeex: A pre-trained model for code generation with multilingual evaluations on humaneval-x. *CoRR*, abs/2303.17568, 2023. doi: 10.48550/ARXIV.2303.17568. URL <https://doi.org/10.48550/arXiv.2303.17568>.

A Appendix

A.1 Limitations

While EFFIBENCH represents a significant step towards evaluating code efficiency in code generation models, it currently has several limitations:

Language Focus: The benchmark is currently limited to Python and does not encompass other programming languages. This restricts the scope of the evaluation and prevents a comprehensive understanding of efficiency across different language paradigms.

Dataset Scope: EFFIBENCH focuses solely on LeetCode problems, which primarily involve algorithmic challenges. This excludes real-world applications and other coding scenarios that might necessitate different efficiency considerations.

Environment Dependency: The efficiency results obtained using EFFIBENCH may vary across different hardware and software environments. This highlights the need for standardized testing environments to ensure consistent and reliable comparisons between models. To address this limitation, we provide the **request link** in our Hugging Face Leaderboard for researchers to evaluate their pre-trained LLMs generated code efficiency, which uses the same environment for efficiency testing. In the future, we will also set up an efficiency testing server in Hugging Face Space for researchers to automatically get the efficiency metrics for LLM-generated code.

A.2 Improvement Strategies

To address the limitations of EFFIBENCH, we propose several improvement strategies as follows:

Broadening Language Coverage: Recognizing the importance of a diverse range of programming languages, we aim to expand the benchmark beyond Python in the future. This allows for a more comprehensive evaluation of code efficiency across different language paradigms, ultimately providing a more holistic understanding of the performance of code generation models.

Enhancing Dataset Diversity: To ensure that EFFIBENCH is representative of a wide array of coding scenarios, we plan to incorporate more diverse datasets into our evaluation framework. While LeetCode problems offer valuable insights into algorithmic efficiency, we understand the need to consider real-world applications and other coding contexts. As a starting step, we have provided an efficiency testing framework that can be used with other datasets, such as HumanEval [13] and MBPP [7]. Moving forward, we will continue to seek out and integrate datasets that can enrich our understanding of code efficiency.

Standardizing Testing Environments: To address the variability in efficiency results due to different hardware and software environments, we are committed to establishing more standardized testing conditions. We have already taken a step in this direction by providing a request link in our Hugging Face Leaderboard for researchers to evaluate their LLMs generated code efficiency, which ensures that the same environment is used for testing. We also plan to set up an efficiency testing server, potentially hosted on Hugging Face Space, where developers can automatically obtain efficiency metrics for their LLM-generated code, which not only promotes consistency and reliability in our results but also makes the testing process more convenient and accessible for our users.

A.3 Broader Impacts

We list the potential positive societal impacts as follows:

Improved Software Efficiency By benchmarking and improving the efficiency of code generated by LLMs, we can develop software that runs faster, consumes less memory and processing power. This can lead to more responsive applications, reduced operational costs, and a better user experience.

Environmental Sustainability More efficient code can contribute to reduced energy consumption, which is beneficial for the environment. This aligns with global efforts to reduce carbon emissions and promote sustainability.

Enhanced Developer Productivity LLMs can significantly augment developer productivity by generating code snippets based on coding instructions and offering intelligent recommendations. This can free up developers' time to focus on more complex tasks.

Scalable Software Development Efficient code is crucial for building scalable software to meet the growing demands of the digital world. By improving the efficiency of code generated by LLMs, we can develop software that can handle larger volumes of data and users.

On the other hand, we summarize the potential negative societal impacts as follows:

Job Displacement The increased use of LLMs in code generation could potentially lead to job displacement for some software developers in the future, particularly those involved in more routine coding tasks.

Over-reliance on AI Developers may become overly reliant on LLMs, which could lead to a lack of understanding of the generated code and potential security or functionality issues.

Security Risks If not properly managed, the use of LLMs could introduce security risks. For example, LLMs might generate code with vulnerabilities that could be exploited by malicious actors.

Quality Concerns While LLMs can generate efficient code, the quality of the code in terms of readability, maintainability, and adherence to coding standards may not always meet the desired levels. This could lead to difficulties in code maintenance and development in the long term.

A.4 Efficiency Metrics

Execution Time (ET) Execution time (ET) measures the average time taken for code execution. Mathematically, ET is defined as:

$$ET = \frac{1}{N} \sum^N T_{\text{code}}$$

where ET is the execution time metric, T_{code} is the execution time of the code (with all the test cases), and N is the number of codes generated by code generation models used for evaluation.

Normalized Execution Time (NET) Normalized Execution Time (NET)⁶ measures the execution time required by generated code relative to that of a canonical solution. We define NET as:

$$NET = \frac{1}{N} \sum^N \frac{T_{\text{code}}}{T_{\text{canonical}}}$$

where T_{code} is the execution time of the generated code and $T_{\text{canonical}}$ is the execution time of the canonical solution. A NET value greater than 1 indicates that the generated code is slower than the canonical solution, while a value less than 1 suggests the generated code is faster.

Max Memory Usage (MU) Max Memory Usage (MU) measures the average max memory consumption during code execution. Mathematically, MU is defined as:

$$MU = \frac{1}{N} \sum^N M_{\text{code}}$$

where MU is the memory usage metric, M_{code} is the max memory consumption of the generated code among all the test cases, and N is the number of code instances generated by code generation models used for evaluation. This metric is critical to assess the resource efficiency of generated code, particularly in environments with limited maximum memory capacity.

Normalized Max Memory Usage (NMU) Normalized Max Memory Usage (NMU) quantifies how the max memory efficiency of the generated code compares to the canonical solution. We define NMU as:

$$NMU = \frac{1}{N} \sum^N \frac{M_{\text{code}}}{M_{\text{canonical}}}$$

where NMU is the normalized max memory usage metric, M_{code} is the max memory usage of the generated code, and $M_{\text{canonical}}$ is the max memory usage of the canonical solution. An NMU value

⁶To demonstrate code-level efficiency, we evaluate the normalized efficiency metrics in task level, rather than total LLM-generated code / total canonical solutions. For the second calculation strategy, we also provide the scripts in our Github Repo.

less than 1 indicates that the generated code is more memory-efficient than the canonical solution, whereas a value greater than 1 suggests it is less efficient in terms of memory usage. This metric provides a relative measure of the memory optimization in the generated code in comparison to a standard baseline.

Total Memory Usage (TMU) Total Memory Usage (TMU) assesses the efficiency of memory usage throughout the execution of code, taking into account both the magnitude and duration of memory utilization. To calculate TMU, first, monitor and record the memory usage at discrete time intervals during the execution, resulting in a memory usage profile $M(t)$, where t represents time. Then, compute the area under the curve of $M(t)$ over the total execution time, T_{total} , using numerical integration methods such as the trapezoidal rule:

$$TMU = \frac{1}{N} \sum \int_0^{T_{\text{total}}} M(t) dt$$

A lower TMU value indicates higher memory efficiency, reflecting an optimized balance between the amount of memory used and the duration of its usage.

Normalized Total Memory Usage (NTMU) The Normalized Total Memory Usage (NTMU) offers a comparison of the dynamic memory efficiency between the generated code and the canonical solution. To determine NTMU, calculate the TMU for both the generated code and the canonical solution. Normalize the TMU of the generated code by dividing it by the TMU of the canonical solution:

$$NTMU = \frac{1}{N} \sum \frac{TMU_{\text{code}}}{TMU_{\text{canonical}}}$$

where TMU_{code} is the TMU of the generated code and $TMU_{\text{canonical}}$ is the TMU of the canonical solution. An NTMU value less than 1 signifies that the generated code manages dynamic memory more efficiently compared to the canonical solution, while a value greater than 1 indicates less efficient management of dynamic memory. This metric provides insight into the relative use of dynamic memory of generated code compared to an established benchmark.

A.5 Model

We study both open- and closed-source LLMs in code generation. For open-source models, we evaluate⁷ EFFIBENCH with CodeLlama-hf family (i.e., 7B, 13b, 34b, and 70B), CodeLlama-Instruct-hf family (i.e., 7B, 13b, 34b, and 70B), deepseek-coder-instruct (i.e., 1.3B and 6.7B) and base models (i.e., 6.7B and 33B), Phind-CodeLlama-34B (i.e., v1 and v2), starcoder, starcoderbase, and starcoder2 (i.e., 3B, 7B, and 15B), WizardCoder (i.e., 13B and 15B), XwinCoder (i.e., 13B and 34B), Yi models (34B, 34B-Chat, and 200K version), and five widely proposed SOTA models, i.e., Magicoder-6.7B, Mistral-7B, octocoder, Artigenz-6.7B, CodeFuse-33B, and codegemma-7b⁸ since these open-source models have obtained SOTA pass@1 in the HumanEval and MBPP datasets. For closed-source models, we evaluated EFFIBENCH with GPT-3.5, GPT-4 [48], and claude-3, since we observe that these models obtain high pass@1 in code generation datasets (e.g., HumanEval [13], MBPP [7]). For GPT-3.5 models, we experiment with GPT-3.5-turbo-0301, GPT-3.5-turbo-0613, and GPT-3.5-turbo-1106 which represent three different versions of the GPT-3.5. For GPT-4 models, we experiment with GPT-4-turbo and GPT-4 (GPT-4-0613). For the claude-3 model, we evaluate the sonnet and haiku versions. For each LLM, we first collect the code that is correctly generated for each coding problem (i.e., they can pass all test cases provided by the dataset), then execute these correct code and calculate the efficiency metrics (See Section 3.4).

A.6 Generalizability for other Benchmarks

Since one of our contributions is that we provide an efficiency evaluation framework, in this section we provide the generalizability of our framework on other benchmarks. Specifically, we evaluate

⁷The full evaluated model lists can be seen in our Hugging Face leaderboard.

⁸The model names are extracted from Hugging Face model card.

Table 7: Efficiency results of different models on HumanEvalPlus and MBPPPlus dataset.

Model	HumanEvalPlus						MBPPPlus					
	ET (s)	NET	MU (Mb)	NMU	TMU (Mb*s)	NTMU	ET (s)	NET	MU (Mb)	NMU	TMU (Mb*s)	NTMU
OpenCodeInterpreter-DS-1.3B	0.20	0.86	57.24	1.00	6.63	0.84	0.28	0.94	59.01	1.01	11.73	0.98
OpenCodeInterpreter-DS-6.7B	0.21	0.98	58.83	1.06	6.79	0.99	0.26	1.06	58.39	1.00	9.25	1.08
OpenCodeInterpreter-DS-33B	0.21	0.95	59.90	1.05	7.05	0.94	0.44	1.59	58.72	1.00	20.19	1.86
deepseek-coder-1.3b-instruct	0.23	0.90	62.80	1.00	7.85	0.87	0.63	1.68	354.01	6.05	1463.46	89.12
deepseek-coder-6.7b-instruct	0.22	0.76	59.57	1.00	7.34	0.77	0.76	3.62	58.44	1.00	39.11	5.69
deepseek-coder-33b-instruct	0.21	0.95	63.52	0.99	7.18	0.95	0.58	2.33	53.48	0.91	28.74	3.16
CodeLlama-7b-Instruct-hf	0.20	0.71	57.39	0.91	7.08	0.70	0.45	2.04	56.96	0.97	13.26	1.79
CodeLlama-13b-Instruct-hf	0.23	0.95	58.13	0.96	7.97	0.94	0.53	2.11	55.37	0.95	21.75	2.34
CodeLlama-34b-Instruct-hf	0.24	0.95	61.79	1.01	8.45	0.96	0.42	1.18	69.80	1.19	84.01	5.47
CodeLlama-70b-Instruct-hf	0.21	0.93	60.19	1.01	6.76	1.01	0.23	1.06	58.13	0.98	7.65	1.05
XwinCoder-13B	0.27	1.08	61.14	1.04	9.25	1.09	0.50	1.96	58.38	1.00	23.88	2.50
XwinCoder-34B	0.25	1.07	60.75	1.05	8.46	1.08	0.38	1.44	58.27	1.00	14.77	1.48
WizardCoder-7B	0.21	0.91	58.59	1.01	6.63	0.89	0.22	1.05	58.44	0.99	7.19	1.03
WizardCoder-13B	0.21	0.81	60.59	1.00	7.22	0.79	0.62	1.35	57.74	0.99	30.66	1.43
WizardCoder-34B	0.22	0.79	58.13	1.00	7.10	0.78	0.68	2.43	56.75	0.97	34.06	3.14
starcoder2-3b	0.24	1.02	62.45	1.00	7.73	0.89	0.17	0.83	45.82	0.79	5.10	0.77
starcoder2-7b	0.21	0.89	62.53	1.00	7.41	0.85	1.72	8.63	25.61	0.44	40.42	6.22

Table 8: Efficiency results of 7 different LLMs generated code. In this table, we focus on three normalized metrics (i.e., NET, NMU, and NTMU). For each metric, we consider four different scenarios. For example, For NET, we report the min NET, the ratio of NET<1 in corrected code, the ratio of NET>=1 in corrected code, and max NET values.

Model	min NET	NET <1	NET >1	max NET	min NMU	NMU <1	NMU >1	max NMU	min NTMU	NTMU <1	NTMU >1	max NTMU
gpt-3.5-turbo-0301	1.09	0.00	100.00	27.70	0.82	2.13	97.9	2.1	0.98	0.47	99.5	47.0
gpt-3.5-turbo-0613	1.10	0.00	100.00	46.70	0.82	1.72	98.3	2.6	0.99	0.22	99.8	68.9
gpt-3.5-turbo-1106	1.11	0.00	100.00	68.71	0.82	1.83	98.2	9.1	1.01	0.20	99.8	68.8
gpt-4	1.10	0.00	100.00	13.89	0.82	1.57	98.4	2.2	1.01	0.00	100.0	15.3
gpt-4-turbo-preview	0.90	0.15	99.85	27.00	0.82	1.38	98.6	9.1	0.66	0.46	99.5	68.5
claude-3-haiku	0.94	0.23	99.77	28.75	0.82	1.86	98.1	2.1	0.68	0.23	99.8	72.9
claude-3-sonnet	0.98	0.23	99.77	17.43	0.50	1.62	98.4	2.1	0.94	0.46	99.5	24.0

the efficiency of LLM-generated code on HumanEvalPlus and MBPPPlus⁹ [36]. The evaluation results are demonstrated on Table 7. We can observe that EFFIBENCH’s framework can integrate with other benchmarks and then be used to evaluate the efficiency of LLM-generated code. Besides, we can also observe that the efficiency of LLM-generated code in this benchmark is close to the canonical solutions and sometimes even better than the canonical solutions. For example, the NET of OpenCodeInterpreter-DS-1.3B is 0.86, which is even lower than the canonical solutions. We can also observe that this behavior also exists in the MBPPPlus, while different from these benchmarks, we can observe that most of the code generated by LLMs is less efficient than the canonical solutions in EFFIBENCH.

A.7 Efficiency metrics distribution

As shown in Table 3, we report the ratio of correct code with 5x efficiency metrics (i.e., NET, NMU, and NTMU) in total correct code generated by LLMs. In this section, we further analyze the distribution of normalized efficiency metrics, i.e., whether there are cases where LLMs yield more efficient code than the canonical solutions. The evaluation results are demonstrated in Table 8, where we evaluated 7 LLMs based on following the setup of Table 4. We can observe that for all evaluated LLMs, there are only a small of code generated by LLMs in Table 8 are more efficient than the canonical solutions, while most of the code is less efficient. For example, we can observe that only 0.23% code in Claude-3-sonnet generated correct code is more efficient than the canonical solution, while 99.77% code’s NET is large or equal to the canonical solution generated code. We suspect that the overall inefficiency of the code produced by LLMs when compared to canonical solutions may be attributed to the distribution of the training data. Typically, these datasets prioritize the correctness of code and collect code from repositories like GitHub where code is often correct but not necessarily optimized for efficiency. Focusing primarily on correctness without adequate attention to efficiency could result in neglecting efficiency in the code generated by LLMs.

⁹HumanEval and MBPP datasets have a limited number of test cases (fewer than 10) for each task, which can lead to highly random efficiency testing results due to the rapid execution of the code. To mitigate the impact of randomness, we utilize the test cases provided by EvalPlus to ensure sufficient testing time.

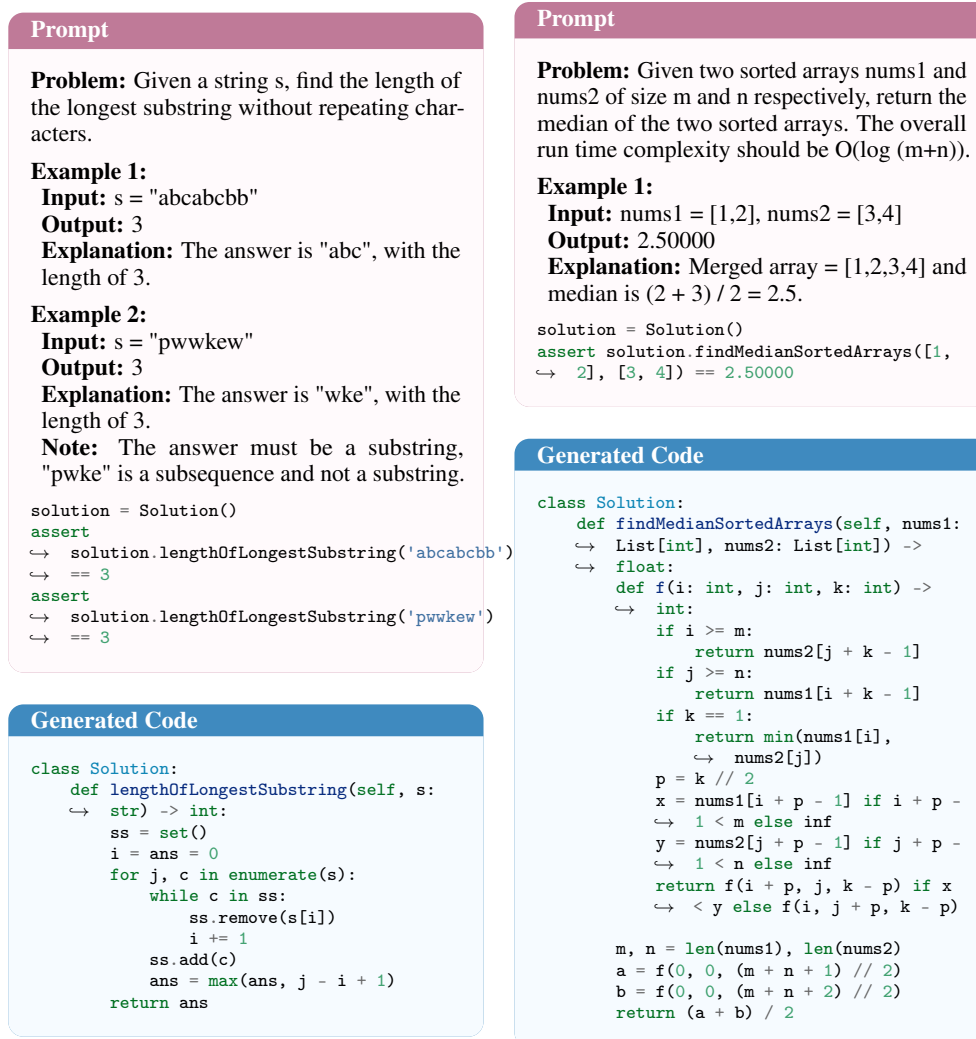


Figure 3: Example problems synthesized (few-shot) by GPT-4-0613. The prompt is shown in purple, and the model response is shown in blue. The prompt also typically contains several few-shot examples in the same format, which are not shown here.

A.8 Case illustration for worst case

As shown in Table 5, we can observe that most of the three most inefficient pieces of code are implemented by DP, backtracking, and BFS. In this section, we provide the comparison of GPT-3.5-turbo-0301 generated code and canonical solution to analyze why LLM-generated code is inefficient¹⁰.

BFS We provide the worst-case illustration for BFS in Figure 4. We can observe that the code completed by GPT-3.5-turbo-0301 is less efficient in terms of memory usage compared to our *canonical_solution*. Specifically, GPT-3.5-turbo-0301’s code employs a standard BFS with a list-based queue, alongside a set for tracking visited states and deadends. The space complexity for this solution includes $O(N)$ for deadends and visited states, and potentially $O(10^4)$ for the queue, as it may store all possible lock combinations in the worst-case scenario. The breadth of the search linearly expands with the number of steps, as each step introduces multiple neighbors into the queue. Conversely, *canonical_solution* adopts a more sophisticated approach with a two-way BFS, utilizing two dictionaries for tracking the search from both ends and two deques for managing the queues. The space complexity remains $O(N)$ for deadends, similar to Solution 1, but each dictionary and deque can grow up to $O(10^4)$ in the worst-case scenario. However, the two-way BFS approach

¹⁰We demonstrate DP example in Figure 2.

GPT-3.5-Turbo-0301

```

class Solution:
    def openLock(self, deadends: List[str],
        ↪ target: str) -> int:
        # Convert deadends into a set for
        ↪ O(1) lookup times
        deadends = set(deadends)
        head = '0000'
        # Immediate check to avoid
        ↪ unnecessary processing
        if head in deadends:
            return -1

        # Helper function to generate all
        ↪ possible next states from a
        ↪ given state
        def _gen_neighbors(num):
            for i in range(4):
                x = int(num[i])
                # Generate neighbors by
                ↪ incrementing or
                ↪ decrementing each wheel
                ↪ digit
                for d in [-1, 1]:
                    y = (x + d) % 10
                    yield num[:i] + str(y)
                    ↪ + num[i+1:]

        # Initialize BFS with the starting
        ↪ point
        stack = [head]
        visited = set(stack) # Track
        ↪ visited states to prevent
        ↪ re-processing
        steps = 0
        while len(stack) > 0:
            size = len(stack)
            for i in range(size):
                # Inefficient pop operation
                ↪ due to list usage
                node = stack.pop(0)
                # Check if the target has
                ↪ been reached
                if node == target:
                    return steps
                # Explore all neighboring
                ↪ states
                for neighbor in
                ↪ _gen_neighbors(node):
                    if neighbor in deadends
                    ↪ or neighbor in
                    ↪ visited:
                        continue
                    # Add new state to
                    ↪ visited and queue
                    ↪ for further
                    ↪ exploration
                    visited.add(neighbor)
                    stack.append(neighbor)

                # Increment the number of steps
                ↪ after processing each
                ↪ level
                steps += 1
        return -1 # If no solution is
        ↪ found, return -1

```

Canonical Solution

```

class Solution:
    def openLock(self, deadends: List[str], target:
        ↪ str) -> int:
        # Function to generate all possible next
        ↪ states for a given state
        def next(s):
            res = []
            s = list(s)
            for i in range(4):
                c = s[i]
                # Decrement the wheel value
                s[i] = '9' if c == '0' else
                ↪ str(int(c) - 1)
                res.append(''.join(s))
                # Increment the wheel value
                s[i] = '0' if c == '9' else
                ↪ str(int(c) + 1)
                res.append(''.join(s))
                # Restore original wheel value
                s[i] = c
            return res

        # Function to expand the search frontier in
        ↪ one direction
        def extend(m1, m2, q):
            for _ in range(len(q)):
                p = q.popleft() # Efficient pop from
                ↪ deque
                step = m1[p]
                for t in next(p):
                    if t in s or t in m1:
                        continue
                    # Check if paths meet; if so,
                    ↪ return the combined steps
                    if t in m2:
                        return step + 1 + m2[t] #
                        ↪ Early termination when
                        ↪ paths intersect
                    # Record steps to reach new state
                    ↪ and add to the queue
                    m1[t] = step + 1
                    q.append(t)
            return -1

        # Main function to perform bidirectional BFS
        def bfs():
            # Initial setups for BFS: maps and queues
            ↪ for both directions
            m1, m2 = {"0000": 0}, {target: 0}
            q1, q2 = deque(['0000']), deque([target])
            while q1 and q2:
                # Alternate between expanding the
                ↪ front from start and target
                t = extend(m1, m2, q1) if len(q1) <=
                ↪ len(q2) else extend(m2, m1, q2)
                if t != -1:
                    return t # Return the total
                    ↪ steps if a meeting point is
                    ↪ found
            return -1

        if target == '0000':
            return 0
        s = set(deadends)
        if '0000' in s:
            return -1
        return bfs() # Start the bidirectional BFS
        ↪ process

```

Figure 4: A case illustration of GPT-3.5-turbo-0301 and *canonical_solution*. The left code is completed by GPT-3.5-turbo-0301, which requires 50.1 MB*seconds, while the right result is our *canonical_solution*, which requires 7.5 MB*seconds. The key advantage of the *canonical_solution* is its use of bidirectional BFS, which significantly speeds up the search space reduction, resulting in a more efficient computation.

GPT-3.5-Turbo-0301	Canonical Solution
<pre> class Solution: def restoreIpAddresses(self, s: str) -> List[str]: result = [] n = len(s) # Generate all possible segment splits for i in range(1, min(4, n - 2) + 1): for j in range(i + 1, min(i + 4, n - 1) + 1): for k in range(j + 1, min(j + 4, n) + 1): s1 = s[:i] s2 = s[i:j] s3 = s[j:k] s4 = s[k:] # Delayed validation results if self.isValid(s1) and self.isValid(s2) and self.isValid(s3) and self.isValid(s4): result.append(s1 + "." + s2 + "." + s3 + "." + s4) return result def isValid(self, s: str) -> bool: # Perform checks after generating all combinations, less efficient in pruning if len(s) == 0 or len(s) > 3 or (s[0] == '0' and len(s) > 1) or int(s) > 255: return False return True </pre>	<pre> class Solution: def restoreIpAddresses(self, s: str) -> List[str]: def check(i: int, j: int) -> int: # Validate the segment early; disallow leading zeros unless the segment is '0' if s[i] == "0" and i != j: return False return 0 <= int(s[i : j + 1]) <= 255 def dfs(i: int): # Check for successful completion: correct path found if i >= n and len(t) == 4: ans.append(".".join(t)) return # Early termination to prevent unnecessary recursion if i >= n or len(t) >= 4: return # Dynamically manage segment additions and pruning for j in range(i, min(i + 3, n)): if check(i, j): t.append(s[i : j + 1]) dfs(j + 1) t.pop() # Efficient backtracking by removing last segment n = len(s) ans = [] t = [] # Temporary list to manage IP segments dfs(0) return ans </pre>

Figure 5: A side-by-side case illustration of GPT-3.5-turbo-0301 and *canonical_solution* in backtracking implementations. The left code by GPT-3.5-turbo-0301 employs a less efficient recursive method, leading to high memory usage by exhaustively checking every possible segment combination. In contrast, the *canonical_solution* on the right optimizes memory usage through effective backtracking that prunes invalid paths early and dynamically manages segments with a list *t*, significantly reducing memory overhead. This results in the GPT-3.5-turbo-0301 code requiring 34.36 times more memory during execution compared to the *canonical_solution*.

significantly condenses the search breadth by converging from both ends, reducing the overall memory consumption.

Backtracking We provide the worst-case illustration for Backtracking in Figure 5. We can observe that GPT-3.5-turbo-0301 implementation requires substantially higher memory usage due to its less optimized recursive exploration strategy. This version systematically checks every possible combination of segments that could form an IP address by recursively calling the validation and appending results for each possible segment split. This approach accumulates a significant memory overhead as every recursive call consumes stack space and each path’s state is saved until the recursion unwinds. Conversely, the canonical solution leverages a more refined backtracking mechanism that strategically prunes invalid paths earlier through its *check* function and reduces unnecessary recursive depth by verifying conditions upfront. Additionally, the canonical method uses a dynamic list *t* to store temporary segments, effectively managing memory by adding and removing segments as needed without redundantly holding onto unsuccessful paths, leading to a drastically reduced memory footprint during execution. This optimization in the canonical solution translates into a significant performance improvement. Specifically, GPT-3.5-turbo-0301 generated code has 34.36x memory usage during the code execution compared with *canonical_solution*.

Table 15: Evaluation results of different LLMs efficiency results for EffiBench. We use “*” to represent the results with the new calculation type.

Model	ET	NET	NET*	MU	NMU	NMU*	TMU	NTMU	NTMU*
gpt-3.5-turbo-0301	0.39	3.18	2.92	60.53	1.91	1.61	19.06	6.50	2.52
gpt-3.5-turbo-0613	0.39	3.22	2.96	59.82	1.92	1.64	19.11	6.71	2.68
gpt-3.5-turbo-1106	0.40	3.40	3.15	59.34	1.94	1.66	19.39	7.24	2.85
gpt-4	0.37	3.12	2.88	58.85	1.92	1.66	17.69	6.36	2.69
gpt-4-turbo-preview	0.38	3.19	3.02	57.06	1.93	1.71	16.92	6.57	3.02
claude-3-haiku	0.39	3.28	3.00	59.15	1.91	1.64	17.99	6.71	2.66
claude-3-sonnet	0.40	3.22	3.05	60.22	1.91	1.62	23.29	6.57	3.13

A.9 Algorithm subsets

A.10 Calculating the normalized metrics with task level

In Section 3.4, we define the normalized efficiency metrics at the dataset level. For example, NET is defined as:

$$NET = \frac{1}{N} \sum \frac{T_{code}}{T_{canonical}}$$

. In this section, we further discuss the normalized efficiency metrics for LLM-generated code at the dataset level. For example, we set NET* as the dataset-level normalized execution time metric. The NET* is defined as: where T_{code} is the execution time of the generated code, and $T_{canonical}$ is the execution time of the canonical solution.

$$NET = \frac{\sum^N T_{code}}{\sum^N T_{canonical}}$$

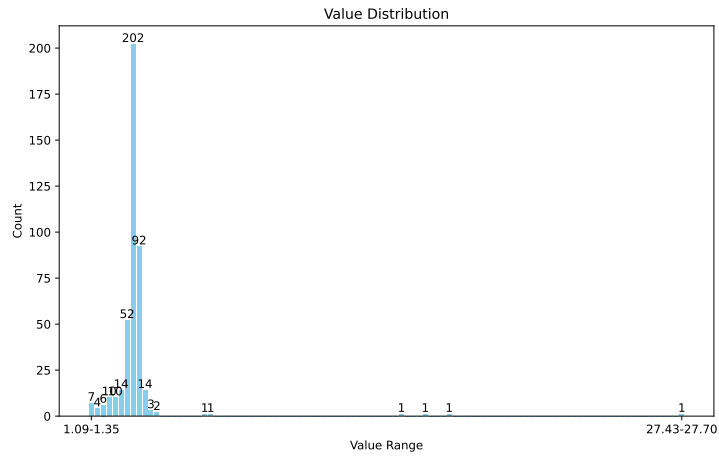
We follow the setup of Table 4 to evaluate the efficiency of LLM-generated code in 9 open- and closed-source models. The evaluation results are demonstrated in Table 15. We can observe that with the dataset-level normalized metric calculation, the efficiency of LLM-generated code is closer to the canonical solution. For example, GPT-3.5-turbo-0301 generated code required execution time decreases from 3.18x to 2.92x compared to the canonical solution. The key reason is that the dataset-level normalization aggregates the performance across all tasks, potentially masking significant variations in efficiency on individual tasks. While the dataset-level normalized metric, such as NET*, provides a broad overview of the model’s performance, it can obscure important details about how well the model handles specific tasks. For example, this dataset-level calculation ignores the metrics evaluated in Table 8. This aggregation can lead to a situation where poor performance on a few tasks is averaged out by better performance on others, giving a potentially misleading impression of overall efficiency.

A.11 Efficiency distribution for the normalized metrics

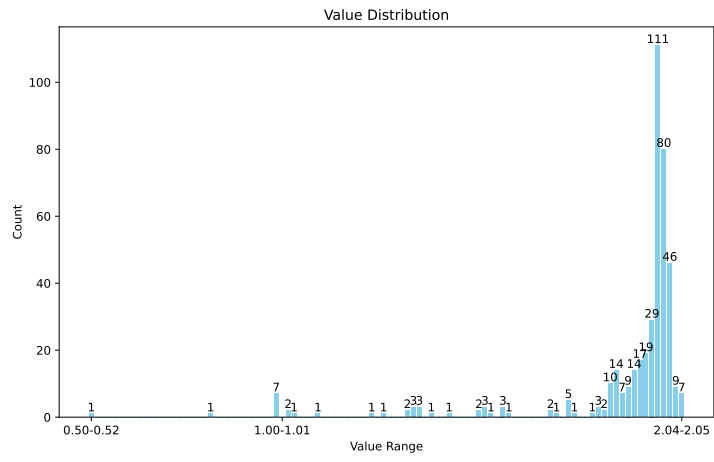
As shown in Table 8, we report the efficiency distribution for normalized metrics of the LLM-generated code. In this section, we further break down the efficiency distribution of GPT-3.5-turbo-0301 generated code. Specifically, for each normalized metric, we collect all GPT-3.5-turbo-0301 generated code’s efficiency metric. Then we divide them into 100 buckets. Then, we report the accumulated figures in Figure 6. We can observe that most of the GPT-3.5-turbo-0301 generated code is less efficient than the canonical solution (i.e., value = 1).

A.12 Efficiency of Code with different number of tests

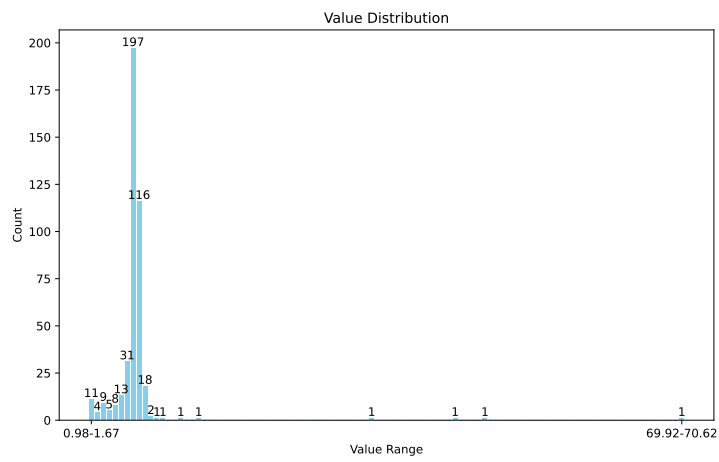
Our experiments in Table 3 only consider 100 tests for each problem, which inspires us to consider how different numbers of tests affect the efficiency of code generated by code generation models. To answer this question, we investigate how does different number of tests affects the efficiency score for each metric. The evaluation results are shown in Table 16, where we can observe that once we increase the tests from 10 to 1,000, the efficiency score for NET, NMU, and NTMU increase for GPT-3.5-turbo-0301. For example, the GPT-3.5-turbo-0301’s NTMU increases from 4.75 to 10.08. We indicate that the key reason is once we increase the number of tests, more edge cases would be covered (e.g., more length, data distribution). However, since the tests for the efficiency



(a) Normalized execution time distribution.



(b) Normalized maximum memory usage distribution.



(c) Normalized memory usage distribution.

Figure 6: Various distributions of computational resources used by GPT-3.5 Turbo 0301 version. We divided the metric value range into ten columns based on the minimum and maximum values for each metric.

Table 16: Evaluation result of GPT-3.5-turbo-0301 with the different number of tests for EFFIBENCH. “10” means the evaluation results are obtained with 10 tests.

number of tests	max NET	NET	NET>5	ET (s)	max NMU	NMU	NMU>5	MU (Mb)	max NTMU	NTMU	NTMU>5	TMU (Mb*s)
10	4.13	2.36	0.0	0.27	2.01	1.83	0.0	49.00	8.84	4.75	41.9	8.84
100	27.70	3.18	1.4	0.39	2.05	1.91	0.0	60.53	70.62	6.50	89.1	19.06
1000	66.68	3.95	4.6	0.56	11.91	2.84	5.0	162.11	436.11	10.08	66.6	340.51

Table 17: Evaluation result of GPT-3.5-turbo-0301 with five different executions. The mean and standard deviation (std) values are reported to two decimal places.

number of tests	max NET	NET	NET>5	ET (s)	max NMU	NMU	NMU>5	MU (Mb)	max NTMU	NTMU	NTMU>5	TMU (Mb*s)
0	27.70	3.18	1.4	0.39	2.05	1.91	0.0	60.53	70.62	6.50	89.1	19.06
1	27.70	3.17	1.4	0.39	2.06	1.91	0.0	60.55	70.50	6.48	89.1	19.07
2	27.76	3.17	1.4	0.38	2.06	1.91	0.0	60.55	70.41	6.52	89.1	19.21
3	27.42	3.18	1.4	0.39	2.05	1.91	0.0	60.54	70.70	6.70	89.2	18.95
4	27.78	3.18	1.4	0.39	2.05	1.91	0.0	60.53	70.48	6.41	89.1	19.05
Mean	27.67	3.18	1.4	0.39	2.05	1.91	0.0	60.54	70.54	6.52	89.1	19.07
Std	0.13	0.00	0.0	0.00	0.00	0.00	0.0	0.01	0.10	0.10	0.0	0.09

experiments, the overhead such as memory usage increases largely. For example, when we increase the tests from 100 to 1,000, the TMU increases from 8.84 MB*s to 340.51 MB*s, which requires more computation resources for experiments. So in our experiments and Leaderboard, we focus on studying the LLM-generated code efficiency in 100 tests.

A.13 Difficulty

We also provide the efficiency results of all open- and closed-source models in the different difficulty in Table 19-21. We can observe that the pass@1 of open-source LLMs is very low.

A.14 Randomness

Seed We also evaluated the efficiency of the code generated by GPT-3.5-turbo-0301 five times in the same environments to ensure the reliability of our results. As shown in Table 17, we can observe that performance metrics such as ET, MU, and TMU show remarkable consistency across different executions. Specifically, the standard deviations (std) for these metrics are exceptionally low, demonstrating minimal variability and highlighting the stability of the code execution in our testing environment. This consistent performance underpins the robustness of our experimental approach, providing a solid foundation for further analysis of the model’s operational characteristics.

Environment We also provide an analysis of the efficiency of the code generated by closed-source models in different local environments. The results are shown in Table 18, where we can observe that in different environments, the efficiency changed slightly, which pushes us to consider how can we avoid the bias for different users to use EffiBench to quantify the efficiency of their pre-trained code generation models. To avoid this problem, we provide two different solutions that can maintain the same code execution environment. First, we provide **Request efficiency evaluation form in our Leaderboard and Github**, by filling the request we will evaluate the efficiency of the request pre-trained code generation model and then report it to the user. Second, we also provide a server in the Hugging Face Space where users can directly upload the code generation JSON file and then the server will execute the code locally and then report the efficiency results. The testing time in the server only requires less than one minute for each model (See Appendix A.15).

A.15 Overhead

We provide the overhead report for the closed-source models in Table 22. We can observe that the overhead required by each model for efficiency testing is lower than 1 minute.

A.16 Discussion on Time and Space Complexity

In our experiment, we aim to quantify the efficiency of code generated by code generation models with our efficiency metrics. While time and space complexity are conventional metrics in software development for assessing code efficiency, we opted not to rely solely on these for several reasons.

Table 18: Evaluation result of closed-source models for different environments. Both the canonical solution and LLM-generated code were executed in the same environments.

number of tests	max NET	NET	NET>5	ET (s)	max NMU	NMU	NMU>5	MU (Mb)	max NTMU	NTMU	NTMU>5	TMU (Mb*s)
8336C CPU/Python 3.11.2												
gpt-3.5-turbo-0301	27.70	3.18	1.4	0.39	2.05	1.91	0.0	60.53	70.62	6.50	89.1	19.06
gpt-3.5-turbo-0613	46.70	3.22	0.9	0.39	2.64	1.92	0.0	59.82	161.12	6.71	89.9	19.11
gpt-3.5-turbo-1106	68.71	3.40	1.6	0.40	9.12	1.94	0.2	59.34	182.63	7.24	90.9	19.39
gpt-4	13.89	3.12	1.0	0.37	2.25	1.92	0.0	58.85	43.92	6.36	91.1	17.69
gpt-4-turbo-preview	27.00	3.19	1.2	0.38	9.13	1.93	0.2	57.06	68.48	6.57	91.1	16.92
claude-3-haiku	28.75	3.28	0.7	0.39	2.05	1.91	0.0	59.15	72.87	6.71	90.0	17.99
claude-3-sonnet	17.43	3.22	0.9	0.40	2.06	1.91	0.0	60.22	50.78	6.57	90.5	23.29
8336C CPU/Python 3.10.14												
GPT-3.5-turbo-0301	22.92	2.77	1.7	0.34	2.07	1.91	0.0	60.65	58.28	5.69	73.7	17.07
gpt-3.5-turbo-0613	38.48	2.78	0.9	0.33	2.64	1.92	0.0	59.92	133.49	5.80	73.9	16.54
gpt-3.5-turbo-1106	53.63	2.84	1.2	0.34	9.03	1.94	0.2	59.43	142.42	6.04	68.3	16.38
gpt-4	10.01	2.71	1.6	0.32	2.33	1.92	0.0	58.96	31.21	5.57	70.1	15.05
gpt-4-turbo-preview	23.00	2.80	1.2	0.33	9.03	1.94	0.2	57.17	58.01	5.81	71.4	14.91
claude-3-haiku	22.38	2.76	0.7	0.33	2.06	1.91	0.0	59.22	56.46	5.66	75.5	15.15
claude-3-sonnet	14.97	2.70	0.7	0.33	2.06	1.92	0.0	60.30	43.86	5.51	73.3	19.29
8336C CPU/Python 3.9.19												
GPT-3.5-turbo-0301	22.62	2.40	1.2	0.29	2.06	1.91	0.0	60.64	57.11	4.89	29.6	14.25
gpt-3.5-turbo-0613	39.71	2.80	0.9	0.33	2.64	1.92	0.0	59.90	137.14	5.85	73.7	16.65
gpt-3.5-turbo-1106	53.73	2.89	1.2	0.34	9.03	1.94	0.2	59.45	142.72	6.16	72.8	16.69
gpt-4	10.04	2.67	0.6	0.32	2.33	1.92	0.0	58.96	31.11	5.44	72.6	15.20
gpt-4-turbo-preview	22.25	2.78	1.4	0.33	9.04	1.94	0.2	57.16	56.62	5.73	72.9	14.84
claude-3-haiku	21.55	2.79	1.4	0.33	2.06	1.92	0.0	59.25	54.78	5.74	75.3	15.30
claude-3-sonnet	14.31	2.48	0.9	0.31	2.06	1.92	0.0	60.32	40.41	5.03	41.1	18.37
8336C CPU/Python 3.8.19												
GPT-3.5-turbo-0301	19.04	2.36	1.2	0.29	2.08	1.92	0.0	60.94	48.50	4.84	24.6	14.21
gpt-3.5-turbo-0613	36.77	2.29	0.6	0.27	2.64	1.92	0.0	59.92	126.82	4.76	10.8	13.53
gpt-3.5-turbo-1106	53.30	2.93	1.4	0.35	9.04	1.94	0.2	59.43	141.23	6.23	74.4	16.88
gpt-4	9.04	2.69	0.8	0.32	2.33	1.92	0.0	58.96	27.48	5.49	74.6	15.33
gpt-4-turbo-preview	22.08	2.71	0.8	0.32	9.03	1.94	0.2	57.17	56.10	5.59	71.2	14.60
claude-3-haiku	22.10	2.77	0.7	0.33	2.06	1.92	0.0	59.25	55.93	5.73	72.3	15.39
claude-3-sonnet	15.91	2.76	0.7	0.34	2.06	1.92	0.0	60.29	46.86	5.68	74.2	20.17
4216 CPU /Python 3.11.2												
GPT-3.5-turbo-0301	19.42	2.32	1.2	0.28	2.07	1.92	0.0	60.94	49.48	4.74	16.1	13.95
gpt-3.5-turbo-0613	39.10	2.44	0.6	0.29	2.65	1.92	0.0	59.94	134.30	5.08	26.7	14.10
gpt-3.5-turbo-1106	53.92	2.91	1.4	0.35	9.04	1.94	0.2	59.44	143.13	6.20	74.0	16.63
gpt-4	9.62	2.70	0.8	0.32	2.33	1.92	0.0	58.94	30.08	5.52	72.6	15.25
gpt-4-turbo-preview	22.71	2.76	1.1	0.33	9.03	1.94	0.2	57.17	57.82	5.68	72.0	14.87
claude-3-haiku	23.36	2.71	0.7	0.32	2.06	1.92	0.0	59.26	58.57	5.56	69.5	15.09
claude-3-sonnet	15.35	2.68	0.9	0.33	2.06	1.92	0.0	60.31	44.58	5.50	68.9	19.25
4116 CPU /Python 3.11.2												
GPT-3.5-turbo-0301	19.08	2.27	1.2	0.28	2.06	1.91	0.0	60.65	48.41	4.63	11.8	13.82
gpt-3.5-turbo-0613	38.45	2.82	1.7	0.34	2.64	1.92	0.0	59.92	132.92	5.91	70.0	16.70
gpt-3.5-turbo-1106	54.70	2.97	1.6	0.35	9.04	1.94	0.2	59.41	145.30	6.32	75.0	16.82
gpt-4	9.68	2.70	1.2	0.32	2.33	1.92	0.0	58.94	29.62	5.47	72.8	15.20
gpt-4-turbo-preview	22.23	2.76	0.9	0.33	9.04	1.94	0.2	57.17	59.36	5.68	74.3	14.85
claude-3-haiku	23.12	2.70	0.5	0.32	2.06	1.92	0.0	59.27	58.72	5.54	70.2	15.02
claude-3-sonnet	16.98	2.66	0.9	0.33	2.06	1.92	0.0	60.29	48.34	5.45	65.0	19.28

Firstly, identical time and space complexity annotations do not guarantee equivalent performance across different implementations. For instance, two algorithms with time complexities expressed as $T(2n)$ and $T(n)$ might both be classified under the same complexity order $O(n)$. However, their practical execution times and resource utilization can vary significantly, underscoring the limitations of using complexity classes as the sole measure of efficiency. Secondly, accurately determining the time and space complexity of a given piece of code typically requires manual analysis and labeling. This process is inherently subjective and prone to human error, making it less suitable for automated, large-scale evaluation of code generation models. The necessity for manual intervention contradicts our goal of automating the efficiency evaluation process as much as possible. Thirdly, although there are models designed to predict the time and space complexity of code, these predictions are often sub-optimal and can be inaccurate¹¹. Relying on such models for critical evaluations might introduce significant errors, leading to misleading conclusions about a code generation model's efficiency. Given these considerations, we chose to focus on direct measurements of execution time and memory usage through our specified metrics. These measurements provide a more accurate, objective, and practical assessment of the generated code's efficiency, reflecting real-world performance more closely than theoretical complexity classes. This approach allows for a nuanced analysis of the models' output, enabling a comprehensive evaluation of their practical utility in software development scenarios.

¹¹<https://community.ibm.com/community/user/ai-datascience/blogs/sepeidh-seifzadeh1/2021/10/05/ai-for-code-predict-code-complexity-using-ibms-cod>

Table 21: Code efficiency of widely-studied LLMs reported by EFFIBENCH (Hard).

Model	max NET	NET	NET>5	ET (s)	max NMU	NMU	NMU>5	MU (Mb)	max NTMU	NTMU	NTMU>5	TMU (Mb*s)	Pass@1
Open-source models													
CodeLlama-7b-hf													
CodeLlama-13b-hf													
CodeLlama-34b-hf	3.10	2.77	0.0	0.32	2.00	1.84	0.0	55.74	6.51	5.37	75.0	11.15	0.4
CodeLlama-70b-hf	3.26	3.08	0.0	0.32	2.03	1.97	0.0	49.01	6.90	6.37	100.0	10.47	0.7
CodeLlama-7b-Instruct-hf	17.26	6.60	25.0	1.19	3.59	2.40	0.0	57.44	56.61	18.86	100.0	71.07	0.4
CodeLlama-13b-Instruct-hf	3.11	2.83	0.0	0.31	2.04	1.92	0.0	50.02	6.46	5.68	71.4	10.31	0.7
CodeLlama-34b-Instruct-hf	4.16	2.87	0.0	0.33	2.56	1.96	0.0	53.45	10.32	5.83	75.0	11.44	1.2
CodeLlama-70b-Instruct-hf	3.10	2.92	0.0	0.32	2.03	1.94	0.0	51.16	6.43	5.93	90.0	11.15	1.0
deepseek-coder-1.3b-instruct	3.07	2.87	0.0	0.30	2.01	1.96	0.0	49.12	6.40	5.91	75.0	10.00	0.4
deepseek-coder-6.7b-instruct	3.34	2.93	0.0	0.31	2.02	1.96	0.0	49.01	7.02	5.99	90.0	10.16	1.0
deepseek-coder-6.7b-base	3.50	2.92	0.0	0.34	2.04	1.90	0.0	51.17	7.44	5.85	85.7	11.60	2.8
deepseek-coder-33b-base	3.60	2.94	0.0	0.32	2.02	1.93	0.0	49.52	7.64	5.93	90.7	10.54	4.3
OpenCodeInterpreter-DS-1.3B	3.93	3.34	0.0	0.34	2.00	1.99	0.0	48.37	8.44	7.05	100.0	11.14	0.3
OpenCodeInterpreter-DS-6.7B	3.20	2.96	0.0	0.33	2.02	1.98	0.0	48.71	6.81	6.02	100.0	10.86	1.4
OpenCodeInterpreter-DS-33B	26.06	3.64	2.6	0.44	2.43	1.92	0.0	51.74	66.25	7.72	86.8	16.81	3.8
Phind-CodeLlama-34B-v1	3.35	3.00	0.0	0.32	2.02	1.97	0.0	48.88	6.95	6.09	92.9	10.40	1.4
Phind-CodeLlama-34B-v2	4.12	3.04	0.0	0.35	2.02	1.93	0.0	50.91	9.52	6.17	91.3	12.02	2.3
starcoder	2.92	2.67	0.0	0.32	2.00	1.78	0.0	60.88	6.01	4.98	66.7	11.53	0.3
starcoder2-3b	3.07	3.07	0.0	0.31	1.99	1.99	0.0	48.37	6.26	6.26	100.0	10.23	0.1
starcoder2-7b	3.01	3.01	0.0	0.30	1.98	1.98	0.0	48.59	6.13	6.13	100.0	9.83	0.1
starcoder2-15b	3.20	3.20	0.0	0.31	2.01	2.01	0.0	47.95	6.59	6.59	100.0	10.07	0.1
starcoderbase	3.01	2.78	0.0	0.31	2.00	1.94	0.0	49.68	6.17	5.57	66.7	10.22	0.3
WizardCoder-Python-13B-V1.0-GPTQ	16.48	5.06	16.7	0.87	3.57	2.21	0.0	55.67	53.63	13.64	66.7	48.55	0.6
WizardCoder-15B-V1.0	3.21	2.90	0.0	0.31	2.00	1.99	0.0	48.33	6.79	6.01	66.7	10.06	0.3
XwinCoder-13B	4.16	3.06	0.0	0.39	2.01	1.90	0.0	50.44	8.95	6.17	60.0	13.95	0.5
XwinCoder-34B	4.25	3.04	0.0	0.34	2.01	1.94	0.0	50.24	9.15	6.19	84.2	11.71	1.9
Yi-34B-200K	3.02	2.84	0.0	0.31	1.99	1.92	0.0	50.15	6.19	5.70	100.0	10.44	0.4
Yi-34B-Chat	2.98	2.93	0.0	0.31	2.01	1.93	0.0	50.04	6.36	6.01	100.0	10.40	0.2
Yi-34B	3.07	3.04	0.0	0.31	2.04	2.00	0.0	48.08	6.44	6.26	100.0	10.22	0.3
Artigenz-Coder-DS-6.7B	27.78	3.55	1.8	0.41	2.04	1.91	0.0	50.67	70.28	7.45	92.9	15.16	5.6
CodeFuse-DeepSeek-33B	4.24	3.12	0.0	0.35	2.03	1.94	0.0	48.71	9.10	6.36	88.6	11.74	3.5
codegemma-7b	3.43	2.99	0.0	0.33	2.02	1.91	0.0	51.34	7.25	6.04	93.3	11.06	1.5
Magicoder-S-DS-6.7B	4.16	3.03	0.0	0.34	2.61	1.94	0.0	49.86	10.77	6.19	92.5	11.28	5.3
Mistral-7B-codealpacla-lora	2.87	2.56	0.0	0.30	2.00	2.00	0.0	47.58	5.81	5.16	50.0	9.73	0.2
octocoder													
Closed-source models													
gpt-3.5-turbo-0301	27.70	3.36	1.3	0.40	2.03	1.93	0.0	50.19	70.62	6.98	88.0	14.33	7.5
gpt-3.5-turbo-0613	27.10	3.39	1.2	0.40	2.04	1.93	0.0	50.38	68.94	7.06	89.2	14.51	8.3
gpt-3.5-turbo-1106	27.12	3.63	2.2	0.42	2.04	1.94	0.0	49.54	68.84	7.70	92.1	15.39	8.9
gpt-4	4.53	3.06	0.0	0.34	2.04	1.92	0.0	50.40	10.16	6.18	92.3	11.64	9.1
gpt-4-turbo-preview	27.00	3.33	1.5	0.38	2.03	1.93	0.0	50.02	68.48	6.89	91.7	13.65	13.2
claude-3-haiku	28.75	3.61	1.4	0.42	2.02	1.92	0.0	50.34	72.87	7.57	91.4	15.20	7.0
claude-3-sonnet	3.75	3.17	0.0	0.35	2.03	1.93	0.0	50.35	8.20	6.45	90.2	11.71	6.1

Table 22: Overhead result of closed-source models efficiency testing time.

model	time
gpt-3.5-turbo-0301	32s
gpt-3.5-turbo-0613	34s
gpt-3.5-turbo-1106	35s
gpt-4	37s
gpt-4-turbo-preview	34s
claude-3-haiku	17s
claude-3-sonnet	24s

Table 23: Evaluation results of test case accuracy for canonical solutions. For each test case generated by LLMs, we analyze whether the test case is accurate for the canonical solution. Then, we calculate the accuracy based on the total correct test cases/total generated test cases.

Model	accuracy
GPT-3.5-turbo-0301	5.9
GPT-3.5-turbo-0613	8.2
GPT-4-turbo	14.3
GPT-4	13.7

Test Case Generation

```
import random

class Solution:
    def lengthOfLongestSubstring(self, s: str) -> int:
        ss = set()
        i = ans = 0
        for j, c in enumerate(s):
            while c in ss:
                ss.remove(s[i])
                i += 1
            ss.add(c)
            ans = max(ans, j - i + 1)
        return ans

def generate_test_case():
    solution = Solution()

    # Generate a random string
    s = ''.join(random.choices('abcdefghijklmnopqrstuvwxyzABCDEFGHIJKLMNOPQRSTUVWXYZ0123456789',
        ↪ k=random.randint(0, 10)))

    # Calculate the expected result using the provided Solution class
    expected_result = solution.lengthOfLongestSubstring(s)

    return (s, ), expected_result

def test_generated_test_cases(num_tests):
    test_case_generator_results = []
    for i in range(num_tests):
        inputs, expected_result = generate_test_case()
        solution = Solution()
        assert solution.lengthOfLongestSubstring(*inputs) == expected_result

        test_case_generator_results.append(f"assert solution.lengthOfLongestSubstring({'',
        ↪ ''.join(map(repr, inputs))}) == {expected_result}")
    return test_case_generator_results

if __name__ == '__main__':
    num_tests = 100
    test_case_generator_results = test_generated_test_cases(num_tests)

    with open("./full_tmp/0.txt", "w") as f:
        f.write("\n".join(test_case_generator_results))
    print(len(test_case_generator_results))
```

Figure 7: A case illustration of the test case generation process for the LeetCode task. The test case generator (function `generate_test_case`) generate 100 tests for the solution.

A.17 Discussion Automatically-generated Test Cases

As discussed in Section 3.3, EFFIBENCH generated test cases by first developing a test case generator for each coding problem, where we modify the test case generator to make sure the test cases generated by the generator are correct. Then, we use the test case generator to generate test cases for each task. In this section, we discuss why do we not directly require LLM (e.g., GPT-3.5-turbo) to generate test cases for each task. Specifically, we provide the experiment results of four closed-source LLMs generated test cases' accuracy. The evaluation results are demonstrated in Table 23, where we can observe that the accuracy of the test cases generated by four LLMs is lower than 15%, which explains why do we not use LLM to generate test cases for each task, i.e., the accuracy of test cases are very low.

A.18 Case illustration of test case generator

We provide a case example to illustrate that how does test case generator generate test cases for EFFIBENCH. Specifically, as shown in Figure 7, we can observe that the script is used to generate 100 tests for the function `lengthOfLongestSubstring`, where the test case generator randomly generates input and then feeds into the canonical solution. Then, the canonical solution returns the output for the given input.