

# CODE REPRESENTATION LEARNING AT SCALE

Dejiao Zhang\* & Wasi Ahmad\*

{dejiaoz, wuahmad}@amazon.com

Ming Tan & Hantian Ding

{mingtan, dhantian}@amazon.com

Ramesh Nallapati & Dan Roth & Xiaofei Ma & Bing Xiang

{rnallapa, drot, xiaofeim, bxiang}@amazon.com

AWS AI Labs

## ABSTRACT

Recent studies have shown that code language models at scale demonstrate significant performance gains on downstream tasks, *i.e.*, code generation. However, most of the existing works on code representation learning train models at a hundred million parameter scale using very limited pretraining corpora. In this work, we fuel code representation learning with a vast amount of code data via a two-stage pretraining scheme. We first train the encoders via a mix that leverages both randomness in masking language modeling and the structure aspect of programming language. We then enhance the representations via contrastive learning with hard negative and hard positive constructed in an unsupervised manner. We establish an off-the-shelf encoder model that persistently outperforms the existing models on a wide variety of downstream tasks by large margins. To comprehend the factors contributing to successful code representation learning, we conduct detailed ablations and share our findings on *(i)* a customized and effective token-level denoising scheme for source code; *(ii)* the importance of hard negatives and hard positives; *(iii)* how the proposed bimodal contrastive learning boost the cross-lingual semantic search performance; and *(iv)* how the pretraining schemes decide the downstream task performance scales with the model size.<sup>1</sup>

## 1 INTRODUCTION

Large language models (LLMs) pretrained on a massive amount of source code have reshaped the landscape of code generation (Chen et al., 2021; Chowdhery et al., 2022; Li et al., 2023, *inter alia*). As an example, the recent release of a 6TB dataset (Kocetkov et al., 2022) comprising source code under permissive licenses play pivotal roles in promoting the advancement of code language models in present times. Nonetheless, these large corpora are not fully utilized to develop general-purpose Programming Language (PL) embedding models. To date, most PL embedding models (Feng et al., 2020a; Guo et al., 2021; 2022, *inter alia*) have no more than 125M parameters and are primarily trained on a few millions of training examples, *e.g.*, CodeSearchNet (Husain et al., 2019).

Despite the undeniable significance of large-scale data, it’s imperative to acknowledge the vital role of pretraining objectives. The prevailing approach for pretraining a bidirectional Transformer encoder to learn representations is through the optimization of a masked language modeling (MLM) objective, as proposed by Devlin et al. (2019b). The masking scheme in the standard MLM objective follows an 80-10-10 practice.<sup>2</sup> However, we have noticed that such a masking scheme leads to the development of suboptimal code embedding models. Since code snippets contain both natural language (NL) statements (*i.e.*, docstrings, comments) and pure code, hence replacing masked tokens with a random token following the 80-10-10 convention could result in replacing an NL token with a PL token, and vice versa (see statistics in Appendix A.3). We speculate such co-occurrence of PL

\*Equal Contribution.

<sup>1</sup>Our code and model is released at <https://github.com/amazon-science/CodeSage> and <https://huggingface.co/codesage>.

<sup>2</sup>Under this scheme, 80% of the randomly selected tokens for prediction are replaced with the [MASK] token, 10% are substituted with random tokens, and the remaining tokens remain unchanged.

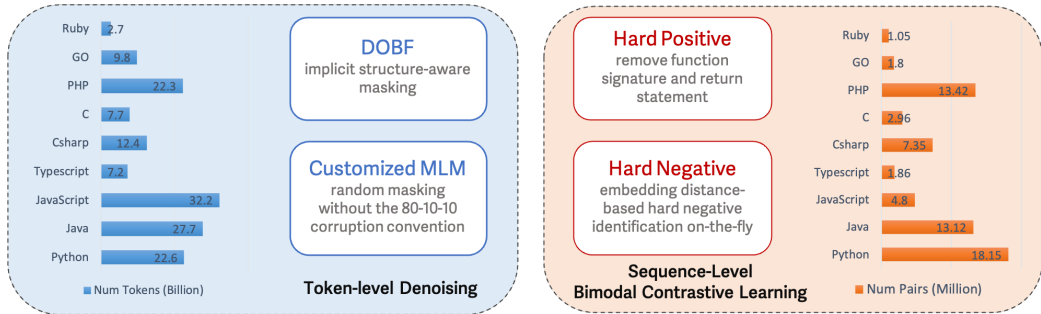


Figure 1: An overview of the key ingredients of CODESAGE for code representation learning.

and NL together with the syntax nature of source code make it easier to disrupt both the semantics and structure of the masked code, resulting in sub-optimal learning of the language model.

While MLM pretraining yields contextual token representations, most downstream discriminative tasks primarily function at the sequence level. When the objective is to enhance the representation discrimination power for immediate application in sequence-level tasks, contrastive learning (CL) emerges as the go-to approach. Existing works have employed unimodal CL (using Code-Code pairs) (Guo et al., 2022; Jain et al., 2021) or bimodal CL (using Text-Code pairs) (Li et al., 2022) for representation learning. In unimodal CL, a popular choice is to utilize *dropout* augmentation Gao et al. (2021) to construct positive code pairs. However, we found that *dropout* augmentation suffers from supporting long training process, also reported by Zhou et al. (2022). In contrast, bimodal CL becomes an appealing choice, primarily because of the availability of naturally occurring pairs. Prior studies utilize functions and their corresponding docstrings to establish the bimodal training pairs. Nonetheless, our preliminary experiments indicate that substantial overlap between docstrings and function signatures simplifies the contrastive learning process (see statistics in Appendix A.6).

To this end, we present CODESAGE, a bidirectional encoder representation model for source code. We pretrain CODESAGE using a two-stage training scheme with a large amount of customized pre-training data (Kocetkov et al., 2022). We depict the key ingredients of CODESAGE in Figure 1. We first train the bidirectional encoders via a mix of two objectives complementing each other: identifier deobfuscation (DOBF) and MLM without the 80-10-10 practice. Similar to a human programmer, finding meaningful names for obfuscated identifiers necessitates the model to acquire a profound comprehension of code semantics and structure. Meanwhile, as a more general objective, MLM covers other facets beyond identifiers of code – this is important for enriching the training signals, especially for data examples with non-informative identifier names. In the second stage, we leverage the *(text, code)* pairs for bimodal contrastive learning (CL). In contrast to existing approaches that primarily rely on naturally occurring text and code pairs, we propose a strategy to reduce the likelihood of the model learning shortcuts. Our approach involves exclusively utilizing the function body while disregarding the signature and return statements. We additionally harness CL based on hard negatives identified within the embedding space. We show that such a hard positive and negative construction strategy is simple, yet essential for effective bimodal contrastive learning.

We train three bidirectional encoder representation models, namely, CODESAGE-SMALL (130M), CODESAGE-BASE (356M), and CODESAGE-LARGE (1.3B). We assess the effectiveness of our approach over a wide variety of discriminative tasks, where CODESAGE substantially outperforms the previous state-of-the-art models with similar model sizes on most tasks. To comprehend the factors contributing to successful code representation learning, we meticulously analyze the key components of our framework and present our findings for future research endeavors.

## 2 RELATED WORKS

**Embedding for Programming Languages** Recently, there has been a surge of interest in learning general-purpose representations to support a wide variety of downstream tasks in programming languages. Feng et al. (2020a); Kanade et al. (2020); Li et al. (2023) take the inspiration of the success in text and optimize the Masking Language Modeling (MLM) objective on the linearized code

data. Similar to text, they additionally optimize with replaced token detection objective (Clark et al., 2020) or the next sentence prediction objective (Devlin et al., 2019b) for source code. Another line of work leverages the structure aspect of code to provide additional training signals. Among them, Guo et al. (2021) leverages the data flow to encode the relation of “where-the-value-comes-from” between variables. Wang et al. (2021a); Jiang et al. (2021) inject syntactical structure from the abstract syntax tree (AST) through variant auxiliary objectives. A more recent work (Guo et al., 2022) flattens the AST structure into a sequence directly and encodes the syntax information via language modeling objectives. Wang et al. (2021b); anne Lachaux et al. (2021) train a sequence-to-sequence language model to reconstruct the original code from an identifier-obfuscated code where class, function, and variable names are replaced with special tokens. Deobfuscation implicitly encodes data flow and AST without involving auxiliary objectives or complex input with deep hierarchy, since the model needs to understand the dependency between variables as well as code structure so as to correctly predict the names for identifiers.

**Contrastive Learning** Ever since the early success attained by the Siamese (Hadsell et al., 2006) network, contrastive learning has been widely adopted in representation learning using deep neural networks. Song et al. (2016) extends the vanilla triplet loss by contrasting each positive example against all in-batch negatives, which has greatly improved the learning efficiency and is further popularized by SimCLR (Chen et al., 2020). However, different from the compute version domain where effective positives can be obtained by stochastic transformations of images in the input space, effective data augmentation has long been a challenge in NLP due to the discrete nature of the input. Such challenge is further validated in Gao et al. (2021) which shows that *dropout* (Srivastava et al., 2014) as the minimum data augmentation is often more effective than those obtained by operating in the discrete input space, *e.g.*, word deletion and replacement.

Alternatively, various methods have been proposed to leverage naturally occurring pairs as positives. Zhou et al. (2022) treat the consecutive utterances from dialogue data as positives, while Neelakantan et al. (2022) consider the neighboring texts mined from the internet. A very recent work (Wang et al., 2022) leverages the question and answer or comment pairs from StackExchange and Reddit. In a similar vein for a programming language, Guo et al. (2022); Wang et al. (2021a); Neelakantan et al. (2022) leverage (text, code) pairs with text mined from the docstrings. We take a step further by focusing on hard positive and hard negative construction, which is a key ingredient for representation learning and allows us to attain off-the-shelf embedding models.

### 3 METHOD

#### 3.1 MASK LANGUAGE MODELING AND DEOBFUSCATION PRE-TRAINING

Given an input sequence with  $N$  tokens, *i.e.*,  $\mathbf{x} = [\mathbf{x}_1, \mathbf{x}_2, \dots, \mathbf{x}_N]$ , the mask language modeling objective (Devlin et al., 2019b) is formed as follows

$$\mathcal{L}_{\text{MLM}}(\mathbf{x}) = - \sum_{i \in \mathcal{M}} \log \mathbb{P}(\mathbf{x}_i | \mathbf{x}^{\mathcal{M}}) \quad (1)$$

Here  $\mathcal{M}$  denotes the mask applied on the given input  $\mathbf{x}$ . Equation (1) is essentially a denoising objective with the task to predict the original tokens given the masked sequence  $\mathbf{x}^{\mathcal{M}}$ .

**Deobfuscation** We first consider identifier deobfuscation (DOBF) which pretrains the model to predict the masked-out names of the identifiers. Similar to human programmers, in order to de-obfuscate the code (predict the identifiers), the model needs to understand both the semantics and structure of the code. Also notice that the natural language (NL) tokens, *i.e.*, docstring and comment, are excluded from code obfuscation. When the model is trained to predict the identifier names, it can benefit from looking at and correlating with the NL tokens in comments or docstrings as those often carry rich semantics of code. Consequently, the model is encouraged to learn improved shared representations between programming language and natural language, as indicated by the better NL2Code search performance attained by DOBF than the random masking strategy in Table 3.

DOBF is initially proposed for Seq2Seq models (anne Lachaux et al., 2021; Wang et al., 2021b). To the best of our knowledge, we are the first to apply it to the encoder-only models. The main challenge to adopting DOBF for encoder-only models is to construct the one-on-one mapping be-

tween mask tokens (inputs to the LM) and identifier tokens (output labels) due to the differences in code tokenization (*i.e.*, using *tree-sitter*) and model-specific tokenization (*i.e.*, using a *sentencepiece* tokenizer). We briefly discuss the challenge in Appendix A.5.

**Random Masking** Additionally, we also involve the random token masking strategy in BERT Devlin et al. (2019b) for two main reasons. First, to promote better representations by promoting the model to learn beyond identifiers. Taking Python as an example, there are approximately 30% of the code tokens associated with identifiers, hence better representations can be attained by encoding the information carried by the remaining 70% of tokens. Second, not every programmer follows the naming conventions, *e.g.*, meaningless variable names like *v1, v2, v3* can be used. Predicting such tokens is unnecessarily hard and provides a very limited training signal.

We do not follow the 80-10-10 masking convention proposed in the standard MLM for text (Devlin et al., 2019b). Since source codes are composed of NL and code tokens (*i.e.*, identifiers, keywords, operators), random replacement of tokens could hurt both the structure and meaning of code and leads to deterioration in representation learning.<sup>3</sup> We show in Section 4.2.1 that the 80-10-10 convention consistently results in worse performance on downstream tasks. In this paper, we also set the random masking rate to 15% which we find is optimal through our ablation study in Appendix A.4. For each training example, we randomly pick DOBF or random masking with equal probability.

### 3.2 BIMODAL CONTRASTIVE LEARNING WITH HARD NEGATIVE AND HARD POSITIVE

Let  $\mathbf{x}_i, \mathbf{x}_{i+}$  denote a positive input pair and  $\mathbf{h}_i, \mathbf{h}_{i+}$  be the associated representations output by the last hidden layer of the encoder. Let  $\mathcal{B} = \{\mathbf{h}_1, \mathbf{h}_{1+}, \mathbf{h}_2, \mathbf{h}_{2+}, \dots, \mathbf{h}_N, \mathbf{h}_{N+}\}$  denote the representations of a randomly sampled batch with  $N$  pairs, we then minimize the following symmetric loss,

$$\begin{aligned} \mathcal{L}_{\text{CL}}(\mathbf{h}_i, \mathbf{h}_{i+}) = & - \left( \log \frac{\exp(\mathbf{h}_i \diamond \mathbf{h}_{i+} / \tau)}{\exp(\mathbf{h}_i \diamond \mathbf{h}_{i+} / \tau) + \sum_{k \in \mathcal{B} \setminus (i, i+)} \gamma_i^k \cdot \exp(\mathbf{h}_i \diamond \mathbf{h}_k / \tau)} \right. \\ & \left. + \log \frac{\exp(\mathbf{h}_{i+} \diamond \mathbf{h}_i / \tau)}{\exp(\mathbf{h}_{i+} \diamond \mathbf{h}_i / \tau) + \sum_{k \in \mathcal{B} \setminus (i, i+)} \gamma_{i+}^k \cdot \exp(\mathbf{h}_{i+} \diamond \mathbf{h}_k / \tau)} \right). \end{aligned} \quad (2)$$

Here,  $\tau$  is the temperature hyper-parameter which we set as 0.05 in this work.  $\diamond$  denotes cosine similarity between two representation vectors.  $\gamma_i^k$  is the weight parameter which we will detail next.

**Hard Negative** Without supervision, it is tricky to identify hard negatives. We resort to a distance-based unsupervised approximation of hard negatives proposed in Zhang et al. (2021). For a given anchor  $\mathbf{h}_i$ , hard negatives refer to those semantically different examples but are mapped close to  $\mathbf{h}_i$  in the representation space. Thereby, the closer a negative is to the anchor  $\mathbf{h}_i$  in the representation space, the larger  $\gamma$  value is desired, which can be characterized as follows

$$\gamma_i^k = \frac{\exp(\mathbf{h}_i \diamond \mathbf{h}_k / \tau)}{\exp(\mathbf{h}_i \diamond \mathbf{h}_k / \tau) + \sum_{j \in \mathcal{B} \setminus (i, i+, k)} \exp(\mathbf{h}_i \diamond \mathbf{h}_j / \tau)}. \quad (3)$$

That is,  $\gamma_i^k$  approximates the relative importance of  $\mathbf{h}_k$  to the anchor  $\mathbf{h}_i$ , among all  $2N-2$  in-batch negatives. Despite the semantic equivalence between training examples except the given positive pairs are not available in our case, the above approximation of hard negatives is still valid. To see this, notice that each training batch is randomly sampled with a much smaller size compared to the size of the whole training data. Hence the presence of false negatives within each batch is very small as long as the training data is large and diverse enough. We set the batch size ( $N$ ) to 8K in this paper, under which we observe monotonic increasing performance reported on the downstream tasks.

**Hard Positive** We consider naturally occurring (text, function) as positive pairs, where the text is mined from the function docstring (Husain et al., 2019). The text extracted from the docstring often summarizes the high-level semantics of the code well. Therefore, contrastive learning with the bimodal data, *i.e.*, text and function pairs, largely boosts the NL2Code semantic search performance

<sup>3</sup>For example, masking a couple of tokens randomly from `tokenizer.convert_ids_to_tokens` can yield `tokenizer.convert_ids_to<mask><mask>` but random token replacement can result in `tokenizer.convert_jet_toboattokens`. Consequently, the code semantics are largely altered and representation learning via the self-attention mechanism can thereby deteriorate. See Appendix A.3 for more.

in Section 4.2.2. Further, the extracted text of semantically equivalent code, no matter from the same or different programming languages, is often less diverse compared to the code themselves. Thereby, semantically similar codes can be implicitly grouped together through the same or very similar summary text. Our conjecture is validated by the large performance gain attained by contrastive learning on both in-language and cross-language Code2Code search in Section 4.2.2.

It is also easy to see that function names and input variable names often share a significant similarity, especially in terms of the lexical overlap with the summary text. We further quantify such overlap with statistics detailed in Appendix A.6. We thereby form hard positives by removing both function signature and return statements.<sup>4</sup> As demonstrated in Section 4.2.2, hard positives formed in this way can effectively boost the performance of contrastive learning.

## 4 EXPERIMENTS

**Training Data and Model Architecture** We train our models on The Stack dataset (Kocetkov et al., 2022) over nine languages - Python, Java, Javascript, Typescript, C#, C, Ruby, Go, and PHP. As aforementioned, we train three embedding models with size 130M (CODESAGE-SMALL), 356M (CODESAGE-BASE), and 1.3B (CODESAGE-LARGE) parameters. Please refer to Appendix A for training details at each stage and model hyper-parameters.

**Evaluation Protocol** We assess the performance of our models over two main categories of downstream tasks, semantic search and classification. Our goal is to perform an evaluation of the encoder models for those practical scenarios where supervised fine-tuning data collection is costly. We thereby focus on *zero-shot* semantic search and only finetuning a linear classification layer on top of the frozen encoders for classification tasks (Peters et al., 2019; Chen et al., 2020; Wang et al., 2022). We report the fully finetuned classification results and finetuning hyper-parameters in Appendix B.3.

**Baselines** We compare our models against four general-purpose code representation learning encoders and OpenAI-Embedding-Ada-002 by following its suggestion on model selection.<sup>5</sup> Both CodeBERT (Feng et al., 2020b) and GraphCodeBERT (Guo et al., 2021) are trained with standard MLM on six programming languages using CodeSearchNet (Husain et al., 2019)<sup>6</sup>, while the replaced token detection objective (Clark et al., 2020) and data flow prediction objectives are adopted as auxiliary objectives, respectively. UnixCoder (Guo et al., 2022) is trained via three language modeling and two contrastive learning objectives using the same dataset. More recently, StarEncoder (Li et al., 2023) is trained with MLM and next sentence prediction (Devlin et al., 2019a) on 86 programming languages from The Stack (Kocetkov et al., 2022). We provide more details for each baseline model in Table 6 in Appendix. We also consider decoder-only baselines in Appendix B.

### 4.1 COMPARISON WITH THE BASELINES

We first compare CODESAGE against the aforementioned baselines on the following tasks.

**Code2Code** semantic search is the task of retrieving relevant code fragments given a code fragment as a *query*. In this work, we extend the Code2Code search evaluation set (Guo et al., 2022) created from CodeNet to six more languages - C, C#, Javascript, Typescript, GO, and PHP, for which we summarize the details in Appendix B.2. We report the in-language where query and candidate codes are in the same language, code2code search results in Table 1.

**NL2Code** semantic search is the task of using natural language as the query to retrieve the relevant code. We consider three benchmarks in Table 2, CoSQA (Huang et al., 2021), AdvTest (Lu et al., 2021), and CSN (Guo et al., 2021). Detailed data statistics can be found in Appendix B.2.

**Classification** We consider three source code classification tasks. Code Defect detection is a benchmark in C from CodeXGLUE (Lu et al., 2021), with a binary label indicating whether a code is insecure and may attack software systems. Code Complexity prediction (Jeon et al., 2023) is a Java

<sup>4</sup>Removal of function signature reduces the chance to learn shortcuts due to its similarity with the summary text. We remove the return statements to make a code look like a generic code snippet.

<sup>5</sup>OpenAI suggests using OpenAI-Embedding-Ada-002 due to its efficiency and better performance than their 001 models <https://platform.openai.com/docs/guides/embeddings>.

<sup>6</sup>The dataset includes 2.3M functions paired with natural language documents.

Model	Python	Java	JS	TS	C#	C	Ruby	PHP	GO	Avg
CodeBERT	14.40	7.62	5.47	6.05	3.66	5.53	13.55	10.28	6.27	8.09
GraphCodeBERT	19.23	10.78	7.38	8.65	5.54	8.48	19.69	15.67	9.65	11.68
StarEncoder	19.17	11.65	9.0	10.52	5.69	9.72	21.57	16.98	10.81	12.79
UnixCoder	30.77	16.45	21.32	21.95	6.19	15.62	32.33	31.93	13.94	21.17
OpenAI-Ada-002	35.91	25.13	19.01	21.86	10.17	29.15	40.85	40.47	23.43	27.33
CODESAGE-SMALL	36.31	23.97	26.60	29.90	11.84	22.84	29.06	34.64	19.56	26.08
CODESAGE-BASE	<b>47.52</b>	22.84	28.70	31.95	13.37	30.99	44.86	51.13	25.15	32.95
CODESAGE-LARGE	46.70	<b>33.13</b>	<b>37.16</b>	<b>41.18</b>	<b>16.81</b>	<b>32.89</b>	<b>54.12</b>	<b>52.13</b>	<b>32.48</b>	<b>38.51</b>

Table 1: MAP score (%) of the zero-shot code search task. The language names mentioned in the top row indicate the languages queries and candidates are written in.

Model	NL2Code			Classification		
	CoSQA	AdvTest	CSN	Defect	Complexity	RunTime
CodeBERT	0.24	0.06	0.10	51.82 <sub>0.38</sub>	35.60 <sub>1.96</sub>	6.2 <sub>0.02</sub>
GraphCodeBERT	16.20	5.58	11.26	55.26 <sub>0.28</sub>	55.54 <sub>1.98</sub>	10.63 <sub>0.10</sub>
StarEncoder	10.78	0.93	2.69	53.2 <sub>0.11</sub>	50.63 <sub>3.33</sub>	8.91 <sub>0.05</sub>
UnixCoder	42.11	27.32	46.39	60.28 <sub>0.04</sub>	76.45 <sub>1.10</sub>	20.87 <sub>0.43</sub>
OpenAI-Ada-002	44.23	38.08	<b>71.24</b>	<b>62.56</b> <sub>0.11</sub>	79.82 <sub>0.50</sub>	20.84 <sub>0.36</sub>
CODESAGE-SMALL	<b>49.92</b>	41.28	63.86	57.52 <sub>0.21</sub>	79.76 <sub>0.50</sub>	<b>25.05</b> <sub>1.04</sub>
CODESAGE-BASE	48.50	49.08	68.72	57.74 <sub>0.09</sub>	85.32 <sub>1.72</sub>	24.70 <sub>0.40</sub>
CODESAGE-LARGE	47.53	<b>52.67</b>	<b>71.24</b>	58.95 <sub>0.13</sub>	<b>90.32</b> <sub>2.10</sub>	24.42 <sub>0.28</sub>

Table 2: **Left.** MRR score (%) of NL2Code search in zero-shot setting. For CSN, we report the average performance over six languages (see Table 9 in Appendix for the detailed results). **Right.** F1 (macro) score of the source code classification tasks attained by only finetuning the classification head. We finetuned each model using three seeds and reported the mean and standard deviation (in subscript). The fully finetuned results can be found in Appendix B.3.

benchmark that requires predicting the algorithmic complexity among 7 labels. The RunTime error prediction (Bieber et al., 2023) benchmark has 29 possible labels with highly imbalanced distribution (see Table 10 in Appendix). For a more robust evaluation, we balance the dataset by aligning its total training examples of the “no\_error” class with the cumulative count of the other 28 classes.

**Overall Performance Summary** On Code2Code search, Table 1 shows that CODESAGE-SMALL (130M) persistently outperforms all the baseline models with known model size (*i.e.*, exclude OpenAI-Embedding-Ada-002) on every language, with 23.19% relative (4.91% absolute) improvement on the average performance when comparing with UnixCoder. With the increased model size, CODESAGE-BASE and CODESAGE-LARGE outperform the best baseline model, *i.e.*, OpenAI-Embedding-Ada-002 (model size unknown), with 20.56% relative (5.62% absolute) and 40.91% relative (11.18% absolute) improvement on the average performance, respectively.

As shown in Table 2, CODESAGE-SMALL achieves 18.54% to 51.1% relative (7.81% to 13.96% absolute) improvement over UnixCoder on NL2Code search. Compared to OpenAI-Embedding-Ada-002, CODESAGE-SMALL attains a 12.86% relative (5.69% absolute) improvement on CosQA and an 8.4% relative (3.12% absolute) improvement on AdvTest. On the other hand, OpenAI-Embedding-Ada-002 attains the same average performance as CODESAGE-LARGE on CSN. However, we want to highlight the performance gain attained by CODESAGE on AdvTest which contains normalized Python functions (from CSN) with function and variable names replaced by dummy variables (see Figure 9 in Appendix). AdvTest constructed in this way better assesses the generalization performance as the model needs to understand what the obfuscated code does so as to identify the correct target code for a given natural language query.

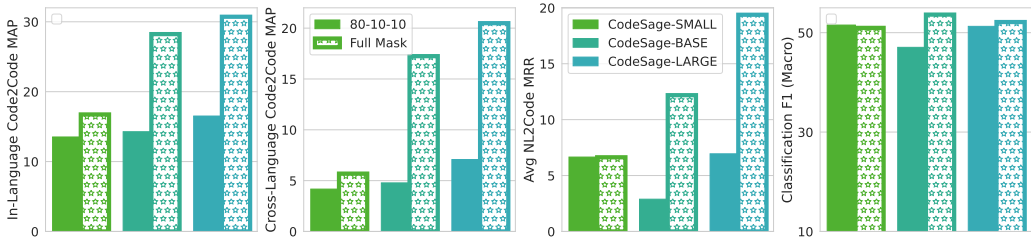
Compared to both UnixCoder and OpenAI-Embedding-Ada-002, CODESAGE persistently performs better on code complexity and runtime error prediction with large margins in Table 2. We also notice that CODESAGE underperforms both models on code defect detection, whilst attaining better performance when we finetuning the full models in Table 12 in Appendix.

```

1 def binary_search(arr, low, high, x):
2     '''Returns index of x in arr if
3     present, else -1.'''
4     if high >= low:
5         mid = (high + low) // 2
6         if arr[mid] == x:
7             return mid
8         elif arr[mid] > x:
9             return binary_search(
10            arr, low, mid - 1, x)
11        else:
12            return binary_search(
13            arr, mid + 1, high, x)
14    else:
15        return -1
16
1 def chem_search(arr, low<MASK> high, x):
2     '''Returns <MASK> of x in arr if
3     present, else -<MASK> getConfig
4     if sal >= low none
5     mid = (high <MASK> low) <MASK> 2
6     if arr[mid] == x:
7         return mid
8     elif <MASK>[mid] > x:
9         return 的所有-<MASK>(
10            arr, low, mid - 1, <MASK>)
11    else:
12        return instead_search(
13            arr, mid + 1, highsystemd x)
14    else:
15        return -1
16

```

(a) Sample code (left) and its corrupted version following the 80-10-10 rule (right).



(b) With a fixed masking rate of 15%, we assess the effectiveness of applying “Full Mask”, *i.e.*, replacing the sampled tokens with the [MASK] token only, and the 80-10-10 corruption strategy on different downstream tasks. As it shows, Full Mask persistently yields better performance.

Figure 2: 80-10-10 vs. “Full Mask”.

Model	CODESAGE-SMALL				CODESAGE-BASE				CODESAGE-LARGE			
	R	D	S	P	R	D	S	P	R	D	S	P
NL2Code	6.6	19.9	22.7	25.8	12.2	22.5	22.0	23.3	19.4	23.3	29.4	30.5
Code2Code (In)	16.8	14.6	17.9	19.7	28.2	23.7	25.3	29.2	30.7	28.2	30.2	33.9
Code2Code (Cross)	5.7	6.7	8.8	9.6	17.2	14.1	14.6	19.7	20.5	18.0	19.0	24.6
Classification	51.2	53.9	53.5	53.4	53.8	55.6	54.8	55.4	52.0	55.6	57.2	56.5

Table 3: We explore two options to leverage DOBF (D) and random masking (R) to complement each other. (1) Sequential (S): training the model with random masking first, then DOBF. (2) Parallel (P): randomly picking either DOBF or random masking for a training example – our strategy.

## 4.2 ABLATION STUDY

### 4.2.1 MASKING STRATEGY

**80-10-10 vs. Full Mask** Given an input sequence, standard MLM (Devlin et al., 2019b) first randomly samples a subset of its tokens, of which 80% are replaced by a special token “[MASK]”, 10% are left unchanged, and the other 10% are replaced by random tokens from the vocabulary. We revisit the effectiveness of such convention, originally proposed for text, for code in Figure 2. Surprisingly, compared to simply replacing all selected tokens with the [MASK] token, *i.e.*, “Full Mask”, the 80-10-10 masking scheme causes a large performance drop across different downstream tasks, as shown in Figure 2b. A similar finding has been reported in Gao et al. (2022) for text. However, the degradation is more severe for source code. As Figure 2a indicates, when replacing with random tokens, both the semantics and structure of the masked code can be largely disrupted, which together with the presence of “[MASK]” tokens makes the learning too challenging (see Appendix A.3 for more discussions). We hypothesize that excessive corruption may also account for the modest enhancement observed in downstream tasks when scaling up the size of a model trained with 80-10-10 in Figure 2b. It would be intriguing to explore whether this scaling trend would experience a sudden expansion with a further increase in model size and training data, potentially identifying a phase transition point, provided that the computational resources permit such an investigation.



**Deobfuscation & Random Masking Complement Each Other** We investigate DOBF and the random masking based MLM with “Full Mask” in Figure 3. DOBF persistently outperforms random masking on classification, which validates our motivation that the model is promoted to better capture (understand) the code structure so as to predict the identifier names. DOBF also performs better on NL2Code search than random masking. A potential reason could be natural language in comments and docstrings often carry rich semantics of code while both being excluded from masking in DOBF; hence when training the model to predict the identifier names, it will look at and correlate with the natural language and lead to better contextualized representations between natural language and programming language. On the other hand, the random masking strategy (with “Full Mask”) outperforms DOBF on both in-language and cross-language Code2Code search tasks. As examined in Appendix A.3, a large portion of tokens in code snippets are not identifiers. Therefore, the random masking strategy allows the model to learn beyond identifiers and enrich the semantics encoded in representations. In summary, Table 3 validates our strategy of jointly optimizing DOBF and random masking so as to leverage their strengths to complement each other.

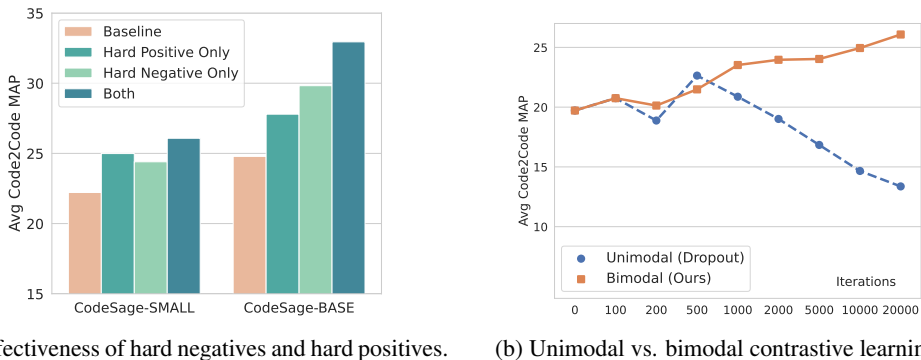


Figure 3: **(a)** Hard negative and hard positive can independently boost performance over the baseline where neither is applied. Further improvement is attained when leveraging them simultaneously. **(b)** Unimodal contrastive learning with positives obtained via dropout requires longer training and hence cannot leverage vast amounts of training data to further enhance the representations.

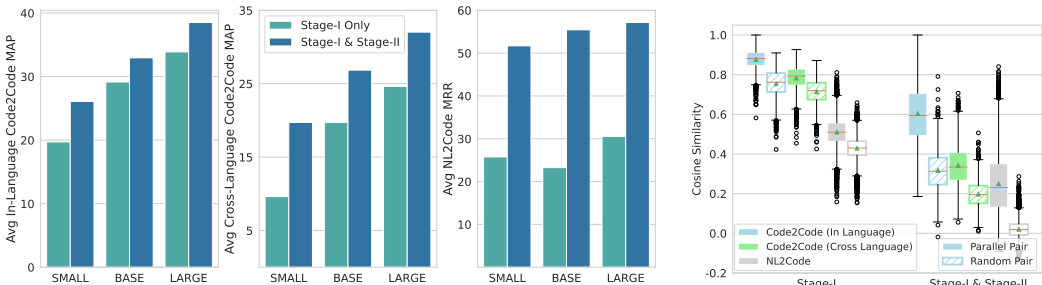
#### 4.2.2 ON EFFECTIVENESS OF CONTRASTIVE LEARNING

**Hard Positive and Hard Negative Effectively Boost Performance** We first demonstrate the effectiveness of the hard positive and hard negative construction strategy in Figure 3a. As it shows, both hard positive and hard negative can independently improve the performance by a large margin, while the combination of them persistently yields better performance across different model sizes. We also observe that a large model size (*i.e.*, CODESAGE-BASE) benefits more from the proposed hard negative construction strategy. This observation is unsurprising since larger models possess more capacity to leverage more challenging and effective learning objectives.

**Unimodal vs. Bimodal Contrastive Learning** In Figure 3b, we compare our bimodal contrastive learning approach against the *Dropout*-based unimodal contrastive learning where a positive pair is obtained by leveraging different dropout masks of the transformer in two forwarding passes of the same sequence (Gao et al., 2021; Guo et al., 2022). For a fair comparison, hard negative optimization is applied to both approaches. We can see that the *dropout*-based unimodal contrastive learning suffers from supporting a long training process and hence cannot effectively utilize a large amount of pretraining data to further improve the representations. A similar finding has been reported by (Zhou et al., 2022). Indeed, both Gao et al. (2021) nor Guo et al. (2022) – demonstrate dropout as effective augmentation for text and code respectively, only use a few million training examples that can be covered by the amount of training data in the first 500 iterations (with batch size 8K) in Figure 3b where the *dropout*-based contrastive learning shows improvement over the baseline.

**Larger Improvement on Cross-Lingual Search** To gain a deeper understanding of the performance improvement achieved through contrastive learning during Stage II of pretraining, we delve into the analysis of semantic search performance. As Figure 4a shows, contrastive learning persistently boosts the search performance with comparatively larger improvement on the cross-lingual





(a) The performance of CODESAGE in semantic search, comparing results between searches within the same language and across different languages, while varying model sizes and training approaches.

(b) Cosine similarity between parallel examples vs. randomly sampled pairs using CODESAGE representations.

Figure 4: Examining the effectiveness of contrastive learning (Stage-II) by comparing CODESAGE against those trained with the token-level denoising objective only (Stage-I). (a) Compared to the in-language Code2Code search, contrastive learning persistently leads to a larger performance boost for cross-lingual search, including both NL2Code and cross-language Code2Code search. (b) Contrastive learning leads to more dispersed representation space with improved discrimination, as indicated by the corresponding enlarged similarity gap between parallel and randomly sampled pairs, while simultaneously bridging the relative similarity gap between NL2Code and Code2Code pairs.

scenarios, encompassing both NL2Code and cross-language Code2Code search. We posit that the text extracted from docstring helps group semantically equivalent code together as the text often summarizes the high-level semantics of code and hence are likely less diverse than the code themselves. In particular, those parallel examples from different programming languages can share very similar or even the same summary. For NL2Code, the larger improvement can be credited to its alignment with the bimodal contrastive learning objective using  $(text, code)$  as positives. Such bimodal objective also brings NL and PL closer in Figure 4b. Compared to the model trained at Stage-I only, contrastive learning pulls together NL and PL such that the relative similarity gap between parallel NL2Code pairs and cross-language Code2Code parallel examples largely decreased.

### 4.3 ON OBJECTIVE AND DOWNSTREAM PERFORMANCE SCALING WITH MODEL SIZE

In Figure 5, we study how the downstream task performance scales with the model size when pretrained with different schemes, *i.e.*, token-level objective only (Stage-I), contrastive learning only (Stage-II), and our proposed two-stage framework with Stage-I followed by Stage-II. We use *zero-shot* multilingual in-language code search performance (averaged over nine languages) for this exploration. We can see that models pretrained from scratch with contrastive learning alone do not scale with the increased model size. Neelakantan et al. (2022) report a similar finding that the contrastive objective on its own is not sufficient to learn useful representations. When training from scratch with contrastive learning only, we find the training loss often converges at a large value, indicating the model cannot well discriminate each positive pair from the other in-batch negatives. In other words, leveraging the token-level denoising objective to provide a good embedding foundation is essential for contrastive learning to be effective and further enhance the sequence-level presentations.

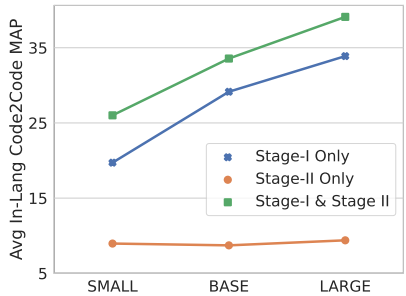


Figure 5: On the downstream task performance scaling with pretrained model size under different training schemes.

## 5 CONCLUSION

In this study, we unveiled CODESAGE, a cutting-edge encoder representation learning model for source code. We trained CODESAGE using an extensive dataset comprising 237 million code files and 75 million bimodal code and natural language pairs across nine languages. Our findings reveal

that our model outperforms its predecessors significantly in tasks related to code search and code classification. We also delve into the essential factors contributing to enhanced code representation learning across various model sizes. We hope our work will serve as an inspiration for future works in code representation learning, utilizing publicly accessible extensive corpora for source code.

## REFERENCES

- Marie anne Lachaux, Baptiste Roziere, Marc Szafraniec, and Guillaume Lample. DOBF: A de-obfuscation pre-training objective for programming languages. In A. Beygelzimer, Y. Dauphin, P. Liang, and J. Wortman Vaughan (eds.), *Advances in Neural Information Processing Systems*, 2021. URL <https://openreview.net/forum?id=3ez9BSHTNT>.
- David Bieber, Rishab Goel, Dan Zheng, Hugo Larochelle, and Daniel Tarlow. Static prediction of runtime errors by learning to execute programs with external resource descriptions. In *The Eleventh International Conference on Learning Representations*, 2023. URL <https://openreview.net/forum?id=1Lp-C5nTdJG>.
- Mark Chen, Jerry Tworek, Heewoo Jun, Qiming Yuan, Henrique Ponde de Oliveira Pinto, Jared Kaplan, Harri Edwards, Yuri Burda, Nicholas Joseph, Greg Brockman, et al. Evaluating large language models trained on code. *ArXiv preprint*, abs/2107.03374, 2021. URL <https://arxiv.org/abs/2107.03374>.
- Ting Chen, Simon Kornblith, Mohammad Norouzi, and Geoffrey E. Hinton. A simple framework for contrastive learning of visual representations. In *Proceedings of the 37th International Conference on Machine Learning, ICML 2020, 13-18 July 2020, Virtual Event*, volume 119 of *Proceedings of Machine Learning Research*, pp. 1597–1607, 2020. URL <http://proceedings.mlr.press/v119/chen20j.html>.
- Aakanksha Chowdhery, Sharan Narang, Jacob Devlin, Maarten Bosma, Gaurav Mishra, Adam Roberts, Paul Barham, Hyung Won Chung, Charles Sutton, Sebastian Gehrmann, et al. Palm: Scaling language modeling with pathways. *arXiv preprint arXiv:2204.02311*, 2022. URL <https://arxiv.org/abs/2204.02311>.
- Kevin Clark, Minh-Thang Luong, Quoc V. Le, and Christopher D. Manning. Electra: Pre-training text encoders as discriminators rather than generators. In *International Conference on Learning Representations*, 2020. URL <https://openreview.net/forum?id=r1xMH1BtvB>.
- Jacob Devlin, Ming-Wei Chang, Kenton Lee, and Kristina Toutanova. BERT: Pre-training of deep bidirectional transformers for language understanding. In *Proceedings of the 2019 Conference of the North American Chapter of the Association for Computational Linguistics: Human Language Technologies, Volume 1 (Long and Short Papers)*, pp. 4171–4186, Minneapolis, Minnesota, June 2019a. Association for Computational Linguistics. doi: 10.18653/v1/N19-1423. URL <https://aclanthology.org/N19-1423>.
- Jacob Devlin, Ming-Wei Chang, Kenton Lee, and Kristina Toutanova. BERT: Pre-training of deep bidirectional transformers for language understanding. In *Proceedings of the 2019 Conference of the North American Chapter of the Association for Computational Linguistics: Human Language Technologies, Volume 1 (Long and Short Papers)*, pp. 4171–4186, 2019b. doi: 10.18653/v1/N19-1423. URL <https://aclanthology.org/N19-1423>.
- Zhangyin Feng, Daya Guo, Duyu Tang, Nan Duan, Xiaocheng Feng, Ming Gong, Linjun Shou, Bing Qin, Ting Liu, Daxin Jiang, and Ming Zhou. CodeBERT: A pre-trained model for programming and natural languages. In *Findings of the Association for Computational Linguistics: EMNLP 2020*, pp. 1536–1547, 2020a. doi: 10.18653/v1/2020.findings-emnlp.139. URL <https://aclanthology.org/2020.findings-emnlp.139>.
- Zhangyin Feng, Daya Guo, Duyu Tang, Nan Duan, Xiaocheng Feng, Ming Gong, Linjun Shou, Bing Qin, Ting Liu, Daxin Jiang, and Ming Zhou. CodeBERT: A pre-trained model for programming and natural languages. In *Findings of the Association for Computational Linguistics: EMNLP 2020*, pp. 1536–1547, Online, November 2020b. Association for Computational Linguistics. doi: 10.18653/v1/2020.findings-emnlp.139. URL <https://aclanthology.org/2020.findings-emnlp.139>.

- Jun Gao, Changlong Yu, Wei Wang, Huan Zhao, and Ruifeng Xu. Mask-then-fill: A flexible and effective data augmentation framework for event extraction. In *Findings of the Association for Computational Linguistics: EMNLP 2022*, pp. 4537–4544, Abu Dhabi, United Arab Emirates, December 2022. Association for Computational Linguistics. doi: 10.18653/v1/2022.findings-emnlp.332. URL <https://aclanthology.org/2022.findings-emnlp.332>.
- Tianyu Gao, Xingcheng Yao, and Danqi Chen. SimCSE: Simple contrastive learning of sentence embeddings. In *Proceedings of the 2021 Conference on Empirical Methods in Natural Language Processing*, pp. 6894–6910, Online and Punta Cana, Dominican Republic, November 2021. Association for Computational Linguistics. doi: 10.18653/v1/2021.emnlp-main.552. URL <https://aclanthology.org/2021.emnlp-main.552>.
- Daya Guo, Shuo Ren, Shuai Lu, Zhangyin Feng, Duyu Tang, Shujie LIU, Long Zhou, Nan Duan, Alexey Svyatkovskiy, Shengyu Fu, Michele Tufano, Shao Kun Deng, Colin Clement, Dawn Drain, Neel Sundaresan, Jian Yin, Daxin Jiang, and Ming Zhou. Graphcode{bert}: Pre-training code representations with data flow. In *International Conference on Learning Representations*, 2021. URL <https://openreview.net/forum?id=jLoC4ez43PZ>.
- Daya Guo, Shuai Lu, Nan Duan, Yanlin Wang, Ming Zhou, and Jian Yin. UniXcoder: Unified cross-modal pre-training for code representation. In *Proceedings of the 60th Annual Meeting of the Association for Computational Linguistics (Volume 1: Long Papers)*, pp. 7212–7225, Dublin, Ireland, May 2022. Association for Computational Linguistics. doi: 10.18653/v1/2022.acl-long.499. URL <https://aclanthology.org/2022.acl-long.499>.
- Raia Hadsell, Sumit Chopra, and Yann LeCun. Dimensionality reduction by learning an invariant mapping. In *2006 IEEE Computer Society Conference on Computer Vision and Pattern Recognition (CVPR’06)*, volume 2, pp. 1735–1742. IEEE, 2006.
- Junjie Huang, Duyu Tang, Linjun Shou, Ming Gong, Ke Xu, Daxin Jiang, Ming Zhou, and Nan Duan. CoSQA: 20,000+ web queries for code search and question answering. In *Proceedings of the 59th Annual Meeting of the Association for Computational Linguistics and the 11th International Joint Conference on Natural Language Processing (Volume 1: Long Papers)*, pp. 5690–5700, Online, August 2021. Association for Computational Linguistics. doi: 10.18653/v1/2021.acl-long.442. URL <https://aclanthology.org/2021.acl-long.442>.
- Hamel Husain, Ho-Hsiang Wu, Tiferet Gazit, Miltiadis Allamanis, and Marc Brockschmidt. CodeSearchNet challenge: Evaluating the state of semantic code search. *arXiv preprint arXiv:1909.09436*, 2019. URL <https://arxiv.org/abs/1909.09436>.
- Paras Jain, Ajay Jain, Tianjun Zhang, Pieter Abbeel, Joseph Gonzalez, and Ion Stoica. Contrastive code representation learning. In *Proceedings of the 2021 Conference on Empirical Methods in Natural Language Processing*, pp. 5954–5971, Online and Punta Cana, Dominican Republic, November 2021. Association for Computational Linguistics. doi: 10.18653/v1/2021.emnlp-main.482. URL <https://aclanthology.org/2021.emnlp-main.482>.
- Mingi Jeon, Seung yeop Baik, Joonghyuk Hahn, Yo-Sub Han, and Sang-Ki Ko. Deep learning-based source code complexity prediction, 2023. URL <https://openreview.net/forum?id=9irBKvxsw9>.
- Xue Jiang, Zhuoran Zheng, Chen Lyu, Liang Li, and Lei Lyu. Treebert: A tree-based pre-trained model for programming language. In *Uncertainty in Artificial Intelligence*, pp. 54–63. PMLR, 2021.
- Aditya Kanade, Petros Maniatis, Gogul Balakrishnan, and Kensen Shi. Learning and evaluating contextual embedding of source code. In *International conference on machine learning*, pp. 5110–5121. PMLR, 2020.
- Denis Kocetkov, Raymond Li, Loubna Ben Allal, Jia Li, Chenghao Mou, Carlos Muñoz Ferrandis, Yacine Jernite, Margaret Mitchell, Sean Hughes, Thomas Wolf, et al. The stack: 3 tb of permissively licensed source code. *arXiv preprint arXiv:2211.15533*, 2022.

- Raymond Li, Loubna Ben Allal, Yangtian Zi, Niklas Muennighoff, Denis Kocetkov, Chenghao Mou, Marc Marone, Christopher Akiki, Jia Li, Jenny Chim, et al. Starcoder: may the source be with you! *arXiv preprint arXiv:2305.06161*, 2023.
- Xiaonan Li, Yeyun Gong, Yelong Shen, Xipeng Qiu, Hang Zhang, Bolun Yao, Weizhen Qi, Daxin Jiang, Weizhu Chen, and Nan Duan. CodeRetriever: A large scale contrastive pre-training method for code search. In *Proceedings of the 2022 Conference on Empirical Methods in Natural Language Processing*, pp. 2898–2910, Abu Dhabi, United Arab Emirates, December 2022. Association for Computational Linguistics. doi: 10.18653/v1/2022.emnlp-main.187. URL <https://aclanthology.org/2022.emnlp-main.187>.
- Shuai Lu, Daya Guo, Shuo Ren, Junjie Huang, Alexey Svyatkovskiy, Ambrosio Blanco, Colin Clement, Dawn Drain, Daxin Jiang, Duyu Tang, Ge Li, Lidong Zhou, Linjun Shou, Long Zhou, Michele Tufano, MING GONG, Ming Zhou, Nan Duan, Neel Sundaresan, Shao Kun Deng, Shengyu Fu, and Shujie LIU. CodeXGLUE: A machine learning benchmark dataset for code understanding and generation. In *Thirty-fifth Conference on Neural Information Processing Systems Datasets and Benchmarks Track (Round 1)*, 2021. URL <https://openreview.net/forum?id=6lE4dQXaUcb>.
- Arvind Neelakantan, Tao Xu, Raul Puri, Alec Radford, Jesse Michael Han, Jerry Tworek, Qiming Yuan, Nikolas Tezak, Jong Wook Kim, Chris Hallacy, et al. Text and code embeddings by contrastive pre-training. *arXiv preprint arXiv:2201.10005*, 2022.
- Matthew E. Peters, Sebastian Ruder, and Noah A. Smith. To tune or not to tune? adapting pre-trained representations to diverse tasks. In *Proceedings of the 4th Workshop on Representation Learning for NLP (RepL4NLP-2019)*, pp. 7–14, Florence, Italy, August 2019. Association for Computational Linguistics. doi: 10.18653/v1/W19-4302. URL <https://aclanthology.org/W19-4302>.
- Hyun Oh Song, Yu Xiang, Stefanie Jegelka, and Silvio Savarese. Deep metric learning via lifted structured feature embedding. In *2016 IEEE Conference on Computer Vision and Pattern Recognition, CVPR 2016, Las Vegas, NV, USA, June 27-30, 2016*, pp. 4004–4012, 2016. doi: 10.1109/CVPR.2016.434. URL <https://doi.org/10.1109/CVPR.2016.434>.
- Nitish Srivastava, Geoffrey Hinton, Alex Krizhevsky, Ilya Sutskever, and Ruslan Salakhutdinov. Dropout: a simple way to prevent neural networks from overfitting. *The journal of machine learning research*, 15(1):1929–1958, 2014.
- Liang Wang, Nan Yang, Xiaolong Huang, Binxing Jiao, Linjun Yang, Daxin Jiang, Rangan Majumder, and Furu Wei. Text embeddings by weakly-supervised contrastive pre-training. *arXiv preprint arXiv:2212.03533*, 2022.
- Xin Wang, Yasheng Wang, Fei Mi, Pingyi Zhou, Yao Wan, Xiao Liu, Li Li, Hao Wu, Jin Liu, and Xin Jiang. Syncobert: Syntax-guided multi-modal contrastive pre-training for code representation. *arXiv preprint arXiv:2108.04556*, 2021a.
- Yue Wang, Weishi Wang, Shafiq Joty, and Steven C.H. Hoi. CodeT5: Identifier-aware unified pre-trained encoder-decoder models for code understanding and generation. In *Proceedings of the 2021 Conference on Empirical Methods in Natural Language Processing*, pp. 8696–8708, 2021b. doi: 10.18653/v1/2021.emnlp-main.685. URL <https://aclanthology.org/2021.emnlp-main.685>.
- Dejiao Zhang, Shang-Wen Li, Wei Xiao, Henghui Zhu, Ramesh Nallapati, Andrew O. Arnold, and Bing Xiang. Pairwise supervised contrastive learning of sentence representations. In *Proceedings of the 2021 Conference on Empirical Methods in Natural Language Processing*, pp. 5786–5798, 2021. doi: 10.18653/v1/2021.emnlp-main.467. URL <https://aclanthology.org/2021.emnlp-main.467>.
- Zhihan Zhou, Dejiao Zhang, Wei Xiao, Nicholas Dingwall, Xiaofei Ma, Andrew Arnold, and Bing Xiang. Learning dialogue representations from consecutive utterances. In *Proceedings of the 2022 Conference of the North American Chapter of the Association for Computational Linguistics: Human Language Technologies*, pp. 754–768, Seattle, United States, July 2022. Association for Computational Linguistics. doi: 10.18653/v1/2022.naacl-main.55. URL <https://aclanthology.org/2022.naacl-main.55>.

## A DATA, MODEL, AND HYPER-PARAMETERS DETAILS

### A.1 PRETRAINING DATA

**Masked Language Modeling (MLM) and Identifier Deobsfucation (DOBF)** For both MLM and DOBF, we use the Stack dataset (Kocetkov et al., 2022). We set the maximum sequence length to 1024 with concatenation and block attention.

**Contrastive Learning (CL)** In CL, we focus on bimodal data, *i.e.*, code and natural language pairs, denoted as *(text, function)*. Text is extracted as the first sentence from the docstring of a function (Husain et al., 2019). For better interpretation, we refer to such text as "summary" in this section as it often summarizes the high-level semantics of a function. We filter or modify summaries based on the following practices.

1. Filter summary if it is not in English.
2. Filter summary if the number of tokens in a summary is  $<3$  or  $>256$ .
3. Remove URLs, HTML tags, and doctags from the summaries.
4. Fix bad Unicode text in the summaries.
5. Filter functions with no more than one line of code in the function body.

We summarize the statistics of our pretraining data at each stage in Figure 1 and Table 4.

Language	Total files	#Functions	#Func. w/ docstring	#Func. w/ summary
Python	24,214,270	67,264,716	24,321,126	18,146,327
Java	42,429,211	84,828,833	17,613,636	13,118,303
Javascript	40,112,121	35,469,803	7,450,153	4,796,101
C#	21,702,269	37,284,300	9,325,665	7,350,191
C	21,383,832	16,253,435	4,392,973	2,958,699
Ruby	7,205,146	5,475,047	1,217,764	1,049,356
GO	11,653,185	31,067,259	11,247,051	9,739,861
PHP	34,851,418	42,373,766	22,191,329	13,416,574
Typescript	19,589,267	16,612,988	2,637,245	1,863,436
Total	237,961,548	367,905,026	105,760,862	75,389,347

Table 4: Statistics of the data used in pre-training via Masked Language Modeling (MLM) and Identifier Deobsfucation (DOBF), followed by contrastive learning (CL). The data is collected from The Stack (Kocetkov et al., 2022).

### A.2 MODEL AND TRAINING HYPER-PARAMETERS

We pretrain three sizes of model architecture which we refer to as CODESAGE-SMALL, CODESAGE-BASE, and CODESAGE-LARGE. We summarize the model hyper-parameters in Table 5.

### A.3 ON TOKEN DISTRIBUTION AND STAGE-I PRETRAINING OBJECTIVE

In our preliminary study, we perform data analysis where we examine the ratio of natural language (NL) and programming language (PL) tokens. In a source code, tokens are broadly categorized into five groups: (1) identifiers, (2) keywords, (3) operators, (4) delimiters, and (5) literals. We tag the *String literals* (*i.e.*, docstring, comments) as NL tokens, while all other tokens are considered PL tokens. We use *tree-sitter* to parse source code and extract the five categories of code tokens. Then we tokenize them using Starcoder tokenizer (Li et al., 2023). From Stack-Python corpora, we compute the following statistics using Starcoder tokenized tokens.

1. *Approximate PL Tokens*: 57.8% of tokens belong to {identifiers, keywords, delimiters, operators}. Among them, 53.8% tokens belong to identifiers and 46.2% are other tokens.
2. *Approximate NL Tokens*: 42.2% of tokens Literals {Boolean, Numeric, String}. Among them, 92.9% tokens belong to String literals and 7.1% tokens belong to others.

As we can tell from the above numbers, the approximate NL tokens account for roughly 40% of the overall tokens for a particular programming language. Therefore, when replacing masked to-

	CODESAGE-SMALL	CODESAGE-BASE	CODESAGE-LARGE
#layers	6	24	24
#heads	8	8	16
Model dim	1024	1024	2048
Vocab size	49,152	49,152	49,152
Max sequence length	1024	1024	1024
Total parameters	130M	356M	1.3B
Stage1: Masked Language Modeling			
Dropout	0.1	0.1	0.1
Max steps	250,000	250,000	250,000
Warmup steps	5000	5000	5000
Batch size	2048	2048	2048
Base learning rate	3e-4	3e-4	3e-4
Stage2: Contrastive Learning			
Dropout	0.1	0.1	0.1
Max steps	20,000	20,000	20,000
Warmup steps	500	500	500
Batch size	8192	8192	8192
Bae learning rate	5e-06	5e-06	5e-06

Table 5: Model architecture and pre-training related hyper-parameters.

kens with a random token could result in replacing a PL token with an NL token, and vice versa. However, there are often no clear boundaries between PL and NL tokens in many scenarios, as PL tokens, *e.g.*, those identifier-related tokens, are often expected to carry clear semantics so that the code snippets are interpretable by humans. Therefore, given masked input tokens following the 80-10-10 convention, it can be a non-trivial task for the model to decide which tokens are from corruption. This together with the structure nature of PL makes it possible for those random tokens to largely disrupt both the semantics and structure of code and make the representation learning too challenging to be effective.

Take the example in Figure 6 (right) for illustration, the function name "binary\_search" is being corrupted with random tokens at all three places it appears, which has the potential to alter the semantic meaning of the code. Although we may expect the model to still be able to correctly recover "binary\_search" from the corrupted code, it is a challenging task given (1) the syntax of the code has been disrupted by another random token "getConfig"; (2) the presence of < MASK > tokens; and (3) the bidirectional self-attention mechanism can drive the model to leverage those random tokens to form prediction of the masked tokens.

```

1 def binary_search(arr, low, high, x): 1 def chem_search(arr, low<MASK> high, x):
2     '''Returns index of x in arr if    2     '''Returns <MASK> of x in arr if
3     present, else -1.'''              3     present, else -<MASK> getConfig
4     if high >= low:                   4     if sal >= lownone
5         mid = (high + low) // 2        5         mid = (high <MASK> low) <MASK> 2
6         if arr[mid] == x:              6         if arr[mid] == x:
7             return mid                 7             return mid
8         elif arr[mid] > x:             8         elif <MASK>[mid] > x:
9             return binary_search(      9             return 的所有-<MASK>(
10            arr, low, mid - 1, x)       10            arr, low, mid - 1, <MASK>)
11        else:                           11        else:
12            return binary_search(      12            return instead_search(
13            arr, mid + 1, high, x)     13            arr, mid + 1, highsystemd x)
14    else:                                14    else:
15    return -1                             15    return -1

```

Figure 6: A code snippet (on the left) and its corresponding masked version, were created using the 80-10-10 practice with a 15% masking rate (on the right).

#### A.4 MASKING RATE

With "Full Mask", *i.e.*, MLM without the 80-10-10 corruption strategy, we investigate the optimal masking rate in Figure 7. We consider three constant masking rates, 7.5%, 15%, and 30%, as well

as a dynamic masking strategy with the masking rate being randomly selected from the range [10%, 50%] for each training example. We find 15% remains the optimal masking rate among the four variants we investigate.

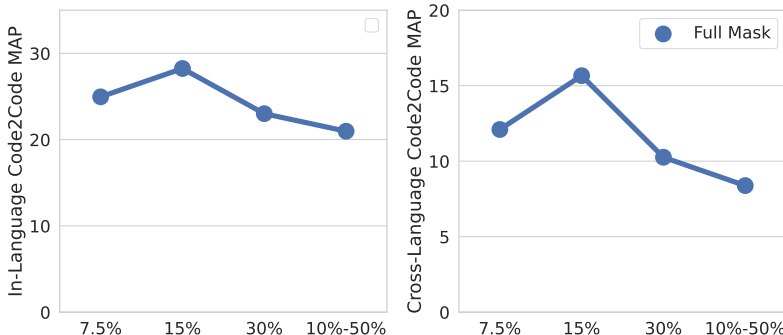


Figure 7: Masking rate and zero-shot Code2Code search performance investigated on CODESAGE-BASE. We consider three constant masking rates, 7.5%, 15%, and 30%, as well as a dynamic masking strategy with the masking rate being randomly selected from the range [10%, 50%] for each training example.

#### A.5 IDENTIFIER OBFUSCATION

In this research, we employ an identifier deobfuscation (DOBF) objective to train bidirectional encoder representation models. While our inspiration for this approach comes from the DOBF method introduced by anne Lachaux et al. (2021), our adoption strategy differs from theirs. In their work, anne Lachaux et al. (2021) trained a sequence-to-sequence language model to reconstruct the original code from an obfuscated version where class, function, and variable names were replaced with special tokens. In contrast, our approach applies this technique to encoder-only models. This adaptation involves a non-trivial effort to establish a 1-1 mapping between mask tokens and identifier tokens (will be masked and encoders will predict them) due to disparities in code tokenization (*i.e.*, using *tree-sitter*) and model-specific tokenization (*i.e.*, utilizing a *sentencepiece* tokenizer). To illustrate, let’s consider the tokenization process. *Tree-sitter* tokenizes “*def function\_name():*” as  $\{def, function\_name, (, ), :\}$ , whereas a model-specific tokenizer might tokenize it as  $\{def, function, -, name(, ), :\}$ . Consequently, we encounter a challenge to construct the mapping from masked tokens to prediction tokens:  $\{[mask], [mask], [mask]\} \rightarrow \{function, -, name\}$ , by skipping “(” token that is part of the identifier token “name”. To perform obfuscation and construct the *mask map*, we developed an obfuscation (OBF) tool.

**OBF Tool** We developed a tool that takes an entire source code file or a function as input and outputs an identifier obfuscated code along with a token map. We provide an example in Figure 8. We used *tree-sitter* to parse a code snippet and extract all identifiers and their ancestor node types. Based on the node types, we identify class names, function names, function arguments, and function calls. Then we replace them with special tokens ( $c_i, f_i, v_i$  for class names, function names, and variable names, respectively). Then we include the special tokens into the model tokenizer (*i.e.*, Starcoder tokenizer) and tokenize the obfuscated code such that special tokens are retained in the output tokens. Finally, we use the model tokenizer to tokenize the identifiers individually and replace the special tokens ( $c_i, f_i, v_i$ ) with the identifier tokens.

#### A.6 ON LEXICAL OVERLAP AND HARD POSITIVE DESIGN

As detailed in Appendix A.1, we extract the first sentence from the function docstring as the summary text. We then examine the lexical overlap between docstring (summary) and function signature versus that between docstring (summary) and function body. In Stack-Python corpora, we found -

1. 22.3% of tokens in function signature and 23.1% of tokens in function body overlap with docstring tokens.
2. 12.3% of tokens in function signature and 11.6% of tokens in function body overlap with summary tokens.



```

1 class Node:
2     def __init__(self, v):
3         self.data = v
4         self.left = None
5         self.right = None
6
7     # Function to print postorder traversal
8     def printPostorder(node):
9         if node == None:
10            return
11
12        # First recur on the left subtree
13        printPostorder(node.left)
14
15        # Then recur on the right subtree
16        printPostorder(node.right)
17
18        # Now deal with the node
19        print(node.data, end=' ')

```

```

1 class c_0:
2     def f_0(v_0, v_1):
3         v_0.v_2 = v_1
4         v_0.v_3 = None
5         v_0.v_4 = None
6
7     # Function to print postorder traversal
8     def f_1(v_5):
9         if v_5 == None:
10            return
11
12        # First recur on the left subtree
13        f_1(v_5.v_3)
14
15        # Then recur on the right subtree
16        f_1(v_5.v_4)
17
18        # Now deal with the node
19        print(v_5.v_2, end=' ')

```

Figure 8: An example of a Python code (at the left) and its corresponding obfuscated version (at the right) generated by our developed obfuscation tool. The class names, function names, and variables are replaced by special tokens. Given the code on the left, our developed OBF tool produces the obfuscated code and the identifier map:  $\{c_0, v_0, v_1, v_2, v_3, v_4, v_5, f_0, f_1\} \rightarrow \{Node, self, v, data, left, right, node, __init__, printPostorder\}$ .

This validates our intuition that the docstring or summary of a function often has a large lexical overlap with the function signature. Thereby, when contrasting docstring or summary with the entire function, the model tends to learn shortcut by leveraging such overlap, and hence fail to capture the semantic equivalence concept in the representations. Consequently, poor generalization is attained.

## B EVALUATION OF DOWNSTREAM TASKS

### B.1 BASELINE MODELS

We summarize the baseline model size and output representation dimension in Table 6.

Model	Model Size	Embedding Dimension	Max Sequence Length	Training Data Source
CodeBERT	125M	768	512	CodeSearchNet
GraphCodeBERT	125M	768	512	CodeSearchNet
StarEncoder	125M	768	1024	The Stack
UnixCoder	125M	768	1024	CodeSearchNet
OpenAI-Embedding-Ada-002	Unknown	1536	8191	Unknown

Table 6: Model size and dimension of the embeddings. The GitHub Code dataset is available at (<https://huggingface.co/datasets/codeparrot/github-code>).

### B.2 CODE SEARCH

We summarize the data statistics of NL2Code and Code2Code benchmarks in Table 7. Below, we provide more context on each dataset.

**Code2Code** search is the task of retrieving relevant code fragments given a code fragment as a *query*. In this work, we extend the code2code search dataset (Guo et al., 2022) created from CodeNet to six more languages - C, C#, Javascript, Typescript, GO, and PHP. The original dataset includes 2 to 10 solutions for each problem in Java, Python, and Ruby. At first, we collect the problem identifiers and aggregate solutions in those six languages from CodeNet. Also, CodeNet provides cluster identifiers for each solution where solutions within a cluster are near duplicates of each other. We collect one

Code2Code Semantic Search Data Statistics in Each Language									
	Python	Java	JS	TS	C#	C	Ruby	PHP	GO
Num Queries	15,594	23,530	6,866	3,385	11,952	11,260	11,744	6,782	9,720
Num Candidates	15,594	23,530	6,866	3,385	11,952	11,260	11,744	6,782	9,720
NL2Code Semantic Search Data Statistics in Benchmark and Language									
	CoSQA		AdvTest		CSN				
	Python	Python	Python	Java	JS	PHP	Go	Ruby	
Num Queries	500	19,120	14,918	10,955	3,291	14,014	8,122	1,261	
Num Candidates	6,268	19,120	43,827	40,347	13,981	52,660	28,120	4,360	

Table 7: Evaluation data statistics of both NL2Code and Code2Code search.

**NL query:** Try loading the given cache file.

```

1 # Original Python function
2 def from_file(cls, file, *args, **kwargs):
3     try:
4         cache = shelve.open(file)
5         return cls(file, cache, *args, **kwargs)
6     except OSError as e:
7         logger.debug("Loading {0} failed".format(file))
8         raise e

1 # AdvTest Python function
2 def Func(arg_0, arg_1, *arg_2, **arg_3):
3     try:
4         arg_4 = shelve.open(arg_1)
5         return arg_0(arg_1, arg_4, *arg_2, **arg_3)
6     except OSError as e:
7         logger.debug("Loading {0} failed".format(arg_1))
8         raise e

```

Figure 9: An example of natural language query and the associated ground truth function from the AdvTest dataset. The function names and variables in the original function (at the top) are replaced by special tokens (at the bottom) to obfuscate the code.

solution from each cluster and randomly pick 2 to 10 solutions per problem. We summarize in-language (query and candidates are in the same language) code2code search results in Table 1.

**NL2Code** search refers to the task of using natural language as the query to retrieve the relevant code. We consider three benchmarks in this paper. CoSQA where the NL queries (in NL) are from the search logs of the Bing search engine and the candidate functions are from CodeSearchNet (in Python). Total queries 500 and number of candidates 6,268. CSN is constructed from the CodeSearchNet dataset of six programming languages, including Python, Java, JavaScript, PHP, Go, and Ruby. AdvTest which normalizes Python functions (from CSN) and variable names to test the understanding and generalization capabilities of models (an example is shown in Figure 9).

**Additional Baselines** are considered in Tables 8 and 9. We constantly find decoder-only models yield poor performance on semantic search. Finetuning or prompt engineering may help improve the performance of decoder-only models, which we leave as future work.

### B.3 CODE CLASSIFICATION

We present the label distribution for the RunTime error prediction dataset in Table 10. We present the hyper-parameters that we used while finetuning models for code classification tasks in Table 11.

**Finetuning models end-to-end on classification tasks** In the main body of this paper, we presented the evaluation results (in Table 2) of finetuning a linear classification head on top of the frozen code representation learning encoders. Furthermore, we finetune the code encoder models

Model	Python	Java	JS	TS	C#	C	Ruby	PHP	GO	Avg
CodeGen2.5(7B)	16.5	10.2	7	8.5	4.2	8.0	17.3	15.6	9.4	10.7
StarCoder(15.5B)	7.1	3.9	3.2	4.4	1.7	2.4	6.8	6.1	3.3	4.3
CodeT5+(16B) Encoder	18.2	9.9	5.8	6.9	4.2	8.2	16.5	13.9	8.0	10.2
CodeBERT	14.40	7.62	5.47	6.05	3.66	5.53	13.55	10.28	6.27	8.09
GraphCodeBERT	19.23	10.78	7.38	8.65	5.54	8.48	19.69	15.67	9.65	11.68
StarEncoder	19.17	11.65	9.0	10.52	5.69	9.72	21.57	16.98	10.81	12.79
UnixCoder	30.77	16.45	21.32	21.95	6.19	15.62	32.33	31.93	13.94	21.17
OpenAI-Embedding-Ada-002	35.91	25.13	19.01	21.86	10.17	29.15	40.85	40.47	23.43	27.33
CODESAGE-SMALL	36.31	23.97	26.60	29.90	11.84	22.84	29.06	34.64	19.56	26.08
CODESAGE-BASE	<b>47.52</b>	22.84	28.70	31.95	13.37	30.99	44.86	51.13	25.15	32.95
CODESAGE-LARGE	46.70	<b>33.13</b>	<b>37.16</b>	<b>41.18</b>	<b>16.81</b>	<b>32.89</b>	<b>54.12</b>	<b>52.13</b>	<b>32.48</b>	<b>38.51</b>

Table 8: MAP score (%) of the zero-shot code search task. The language names mentioned in the top row indicate the languages queries and candidates are written in.

Model	CoSQA	AdvTest	CSN					
	Python	Python	Python	Java	JS	PhP	Go	Ruby
CodeGen2.5 (7B)	0.02	0.01	0.06	0.02	0.05	0.18	6.03	2.04
StarCoder (15.5B)	0.02	0.06	0.03	0.01	0.05	0.59	0.06	0.05
CodeT5+ (16B) Encoder	22.96	20.36	19.93	14.05	12.26	26.08	20.37	13.05
CodeBERT	0.24	0.06	0.05	0.03	0.04	0.02	0.14	0.34
GraphCodeBERT	16.20	5.58	10.37	8.59	7.29	8.07	12.47	20.79
StarEncoder	10.78	0.93	2.81	2.51	1.87	0.74	2.65	5.54
UnixCoder	42.11	27.32	42.17	43.92	40.46	35.21	61.39	55.22
Openai-Embedding-Ada-002	44.23	38.08	68.02	<b>71.49</b>	67.50	60.62	<b>85.63</b>	<b>74.20</b>
CODESAGE-SMALL	<b>49.92</b>	41.28	64.38	63.19	60.01	54.71	77.66	63.20
CODESAGE-BASE	48.50	49.08	67.99	68.02	66.95	58.15	83.21	68.00
CODESAGE-LARGE	47.53	<b>52.67</b>	<b>70.77</b>	70.21	<b>69.50</b>	<b>61.33</b>	83.71	71.92

Table 9: MRR score (%) of NL2Code search in zero-shot setting.

Target Class	Train #	Valid #	Test #	Target Class	Train #	Valid #	Test #
No error	1,20,503	13,049	13,745	ImportError	259	37	22
ZeroDivisionError	25,087	3,087	2,828	TabError	74	4	3
OSError	21,540	2,427	2,422	re.error	62	6	11
UnboundLocalError	21,414	2,641	2,603	AttributeError	47	4	8
decimal	10,026	509	1,674	StopIteration	24	5	3
ValueError	8,585	991	833	OverflowError	19	2	2
AssertionError	7,816	1,072	691	Timeout	18	8	2
FileNotFoundError	7,676	727	797	IndexError	10	0	12
IndentationError	7,645	285	841	ModuleNotFoundError	8	7	1
KeyError	7,505	965	733	RecursionError	5	0	0
NameError	1,876	186	110	EOFError	3	0	0
numpy.AxisError	437	47	125	SyntaxError	3	0	1
MathDomainError	362	39	22	RuntimeError	2	0	1

Table 10: Distribution of target classes in the Python Runtime Errors dataset.

end-to-end on the classification tasks and present the results in Table 12. It’s evident from these results that CODESAGE outperforms the baseline models.

Hyper-parameters	Ft. linear classification head only			Ft. full model end-to-end		
	Defect	Complexity	Runtime	Defect	Complexity	Runtime
Optimizer	AdamW			AdamW		
Learning rate (LR)	1e-3			5e-5 (baselines) 1e-5 (CODESAGE-SMALL) 1e-5(CODESAGE-BASE) 5e-6(CODESAGE-LARGE)		
LR schedule	Linear			Linear		
Batch size	32			32		
# Epoch	10	10	2	5	5	2

Table 11: Hyperparameters for fine-tuning baseline models and CODESAGE on code classification tasks. Across all models, we used mean pooling to form sequence representations from contextualized token representations.

Model	Classification		
	Defect	Complexity	RunTime
CodeBERT	64.37 <sub>0.37</sub>	85.81 <sub>2.53</sub>	42.08 <sub>2.49</sub>
GraphCodeBERT	65.36 <sub>1.00</sub>	87.98 <sub>2.45</sub>	44.29 <sub>0.97</sub>
StarEncoder	65.20 <sub>0.11</sub>	92.87 <sub>1.47</sub>	38.06 <sub>3.86</sub>
CodeT5+ Embedding	64.72 <sub>0.65</sub>	90.63 <sub>1.47</sub>	38.36 <sub>2.54</sub>
UnixCoder	65.74 <sub>1.00</sub>	93.75 <sub>0.67</sub>	47.14 <sub>2.71</sub>
CODESAGE-SMALL	66.14 <sub>0.67</sub>	94.74 <sub>0.29</sub>	44.46 <sub>1.50</sub>
CODESAGE-BASE	<b>66.52</b> <sub>0.48</sub>	95.90 <sub>0.43</sub>	46.40 <sub>2.90</sub>
CODESAGE-LARGE	66.38 <sub>0.23</sub>	<b>96.20</b> <sub>0.57</sub>	<b>49.25</b> <sub>3.68</sub>

Table 12: F1 (macro) score of the code classification tasks in the full finetuning setup. We finetuned using three seeds and reported the mean and standard deviation (in subscript).