

LiPO: Listwise Preference Optimization through Learning-to-Rank

Tianqi Liu^{†*}, Zhen Qin^{†*}, Junru Wu[†], Jiaming Shen[†], Misha Khalman[†], Rishabh Joshi[†], Yao Zhao[†],
 Mohammad Saleh[†], Simon Baumgartner[†], Jialu Liu[†], Peter J. Liu[†], Xuanhui Wang[†]

Google DeepMind[†], Google[‡]
 {tianqiliu, zhenqin}@google.com

Abstract

Aligning language models (LMs) with curated human feedback is critical to control their behaviors in real-world applications. Several recent policy optimization methods, such as DPO and SLiC, serve as promising alternatives to the traditional Reinforcement Learning from Human Feedback (RLHF) approach. In practice, human feedback often comes in a format of a ranked list over multiple responses to amortize the cost of reading prompt. Multiple responses can also be ranked by reward models or AI feedback. There lacks such a thorough study on directly fitting upon a list of responses. In this work, we formulate the LM alignment as a *listwise* ranking problem and describe the LiPO framework, where the policy can potentially learn more effectively from a ranked list of plausible responses given the prompt. This view draws an explicit connection to Learning-to-Rank (LTR), where most existing preference optimization work can be mapped to existing ranking objectives. Following this connection, we provide an examination of ranking objectives that are not well studied for LM alignment, with DPO and SLiC as special cases when list size is two. In particular, we highlight a specific method, LiPO- λ , which leverages a state-of-the-art *listwise* ranking objective and weights each preference pair in a more advanced manner. We show that LiPO- λ can outperform DPO variants and SLiC by a clear margin on several preference alignment tasks with both curated and real rankwise preference data.

1 Introduction

Recent Large Language Models, such as GPT-4 (OpenAI, 2023) and Gemini (Team et al., 2023), have unlocked unprecedented capabilities, witnessed by impressive performance on diverse tasks from conversational chatbot to programming. A key step to control the behavior of such Language

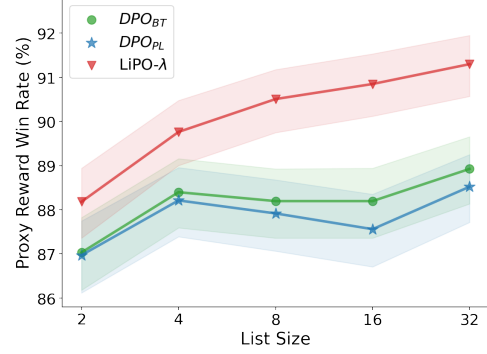


Figure 1: Performance of the pairwise DPO (DPO_{BT}), listwise DPO (DPO_{PL}), and our new listwise approach LiPO- λ . All benefit from training data beyond pairwise data (List Size = 2), while LiPO- λ can benefit more and monotonically as list size increases. 95% bootstrapped confidence intervals are shown as shaded areas.

Models (LMs) is to align them with curated human feedback. Reinforcement Learning with Human Feedback (RLHF) (Christiano et al., 2017) was first introduced to improve the alignment of LMs with human preferences (Ouyang et al., 2022). However, RLHF is a complex process, requiring substantial memory and hyperparameter tuning.

Several recent works resort to alternatives of RLHF, and noticeably converge to a pairwise ranking optimization paradigm. For example, DPO (Rafailov et al., 2023) optimizes a pairwise logistic loss directly from pairwise human preference data, while avoiding an explicit reward model and RL-based optimization. Similarly, SLiC (Zhao et al., 2023) optimizes a pairwise hinge loss objective on pairwise preference data directly from human or reward model ranked samples from the supervised fine-tuned (SFT) policy. RRHF (Yuan et al., 2023) starts from listwise preference data labeled by a reward model, and optimizes a pairwise contrastive objective by comparing all pairs in the list, which is analogous to the SLiC objective.

Virtually all popular preference optimization

^{*}Equal Contribution

frameworks do not go beyond pairwise preferences. However, in practice, human preference data can come as a ranked list to amortize the cost of reading prompt (Köpf et al., 2024; Ouyang et al., 2022). It is also highly efficient for sampling a list of responses from a shared prompt (Pope et al., 2023). These motivate us to study preference optimization on listwise data. Some recent work did study preference optimization using listwise ranking objectives. For example, the DPO paper (Rafailov et al., 2023) briefly touches the listwise Plackett-Luce model (Luce, 2005) for preference modeling without any experimental results. Meanwhile, PRO (Song et al., 2024), studied the Plackett-Luce model more formally. However, existing work are usually ad-hoc, and there lacks a thorough study of the listwise ranking perspective for the LM preference optimization problem, which will bring in new insights and solutions as shown in this paper.

In this work, we formally formulate LM alignment as a listwise ranking problem, where the LM can potentially learn alignment more effectively from listwise preferences. This for the first time draws an explicit connection to the rich Learning-to-Rank (LTR) literature (Liu, 2009). Noticeably, the LTR literature has shown that a direct listwise optimization can be more effective than pairwise alternatives for the listwise ranking problem, with a rich set of methods of various properties and performances. In particular, popular existing methods can be mapped to existing ranking objectives. As we will show, *not every listwise objective is effective* and thus it is desired to conduct an close examination to identify the most effective ones for LM alignment. In Figure 1, we can see that listwise preference *data* can benefit existing pairwise methods like DPO even though they treat all pairs from a list equally, a problem not well studied in the literature, while our new listwise method, inspired by our general formulation, called LiPO- λ , can further benefit from listwise preferences.

To this end, we provide the first comprehensive study of ranking objectives under the listwise preference optimization (LiPO) framework, which allows us to compare popular and state-of-the-art ranking objectives for the LM preference optimization problem. In particular, existing popular methods, such as DPO, RRHF, and SLiC, can be mapped to existing pairwise ranking optimization objectives from listwise data (if only pairwise data is used, it is equivalent to list size being 2). On the other hands, existing listwise methods, such as PRO, usu-

ally map to *ineffective* listwise objectives and LiPO allows us to analyze their pitfalls. Furthermore, inspired by the LiPO framework, we show that a new method, LiPO- λ , which leverages a state-of-the-art ranking objective (Burges et al., 2006; Wang et al., 2018; Jagerman et al., 2022a), can achieve very competitive performance. Noticeably, LiPO- λ allows an intuitive interpretation: it leverages a sophisticated weighting paradigms that assigns listwise-aware weighting to sampled pairs, to optimize a well-founded ranking metric (Wang et al., 2013), in contrast to existing methods that assign uniform weights or use weighting schema that fails to consider various factors.

By a comprehensive study of various ranking objectives on Reddit TL;DR, AnthropicHH, and OpenAssistant tasks, we show that LiPO- λ is better than existing methods, including (pairwise and listwise) DPO (Rafailov et al., 2023), SLiC (Zhao et al., 2023), PRO (Song et al., 2024), as well as other baselines motivated by the LTR literature.

Our contributions are summarized as follows:

- We describe the novel Listwise Preference Optimization (LiPO) framework, which generalizes many recent preference optimization methods and allows an examination of such methods through the lens of LTR for a deeper understanding.
- We for the first time provide a comprehensive investigation of ranking objectives for LM preference optimization, especially listwise objectives that are not well studied in the LM preference optimization literature.
- We highlight a new method, inspired by the LiPO framework and advanced in the LTR literature, LiPO- λ , which shows competitive performance across the evaluation tasks.

2 The LiPO Framework

2.1 Preliminary

In LM generation, given a prompt, $x \in \mathcal{X}$, there is an action space \mathcal{Y} , where each action is usually called a response. A policy $\pi \in \Delta_{\mathcal{Y}}^{\mathcal{X}}$ associates to each prompt x a discrete probability distribution $\pi(\cdot|x) \in \Delta_{\mathcal{Y}}$ where $\Delta_{\mathcal{Y}}$ is the set of discrete distributions over \mathcal{Y} . The goal is to learn a policy π from training data, with a key consideration that

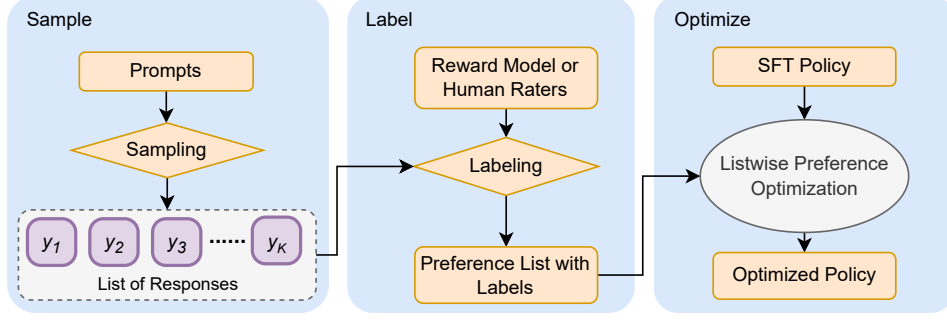


Figure 2: An illustration of the Listwise Preference Optimization (LiPO) pipeline. For each prompt, LiPO samples a list of responses from certain policy or mixed policies. Then human or reward ranking model assigns each response a ranking label. After that LiPO optimizes the policy via ranking loss to align with the preferences.

the policy should align with human preference. Existing work (Rafailov et al., 2023) mainly focus on learning from *pairwise* preference data.

The training dataset for DPO is $\mathcal{D} = \{x^{(i)}, y_w^{(i)}, y_l^{(i)}\}_{i=1}^N$: given a prompt x , we have two responses where y_w is preferred over y_l . The training objective of DPO (Eq.7) is

$$-\mathbb{E}_{(x, y_w, y_l) \sim \mathcal{D}} \left[\log \sigma(\beta \log \frac{\pi_\theta(y_w|x)}{\pi_{\text{ref}}(y_w|x)}) - \beta \log \frac{\pi_\theta(y_l|x)}{\pi_{\text{ref}}(y_l|x)} \right], \quad (1)$$

where π_θ is the policy parameterized by θ that is to be learned, π_{ref} is the SFT policy that initializes π_θ , and β is a hyper-parameter to control the KL divergence between π_θ and π_{ref} . Rafailov et al. (2023) showed that $\beta \log \frac{\pi_\theta(y|x)}{\pi_{\text{ref}}(y|x)}$ can be treated as “implicit reward”, the goal of DPO is to align the “implicit reward” towards human preference data directly, which is shown to be effective.

2.2 The Listwise Formulation

We note that preference modeling can be treated as a more general *listwise* ranking problem: eventually the policy π is expected to virtually rank a list of discrete actions from $\Delta_{\mathcal{Y}}$, and learning from listwise preference data may be more effective for LM alignment. As discussed above, human preference data can come as a ranked list to amortize the cost of reading the prompt (Köpf et al., 2024; Ouyang et al., 2022). Thus, we describe a general Listwise Preference Optimization framework.

In the listwise formulation, the training dataset is $\mathcal{D} = \{x^{(i)}, \mathbf{y}^{(i)}, \psi^{(i)}\}_{i=1}^N$: given a prompt x , we have a *list* of responses $\mathbf{y} = (y_1, \dots, y_K)$ of size K , which can be generated from SFT policy or other sources. When $K = 2$, this reduces to pairwise data. We assume there are real-valued labels $\psi = (\psi_1, \dots, \psi_K) \in [0, 1]^K$ associated with the corresponding responses, which may come from

human raters or be derived from a reward model. A higher label value indicates a better response.

2.3 LM alignment as Learning-to-Rank

Given the listwise preference data, LM alignment can be formulated as a Learning-to-Rank (LTR) problem. In LTR (Liu, 2009), the goal is to learn a ranking model π_θ that can output the relevance scores \mathbf{s} for all documents given a query. In LM alignment, we treat x as the query and \mathbf{y} as documents in the LTR setting. Then we define the scores $\mathbf{s} = \{s_1, \dots, s_K\}$, where s_i is defined as the following normalized one for (x, y_i) inspired by Rafailov et al. (2023): $\mathbf{s}(\pi_\theta, \pi_{\text{ref}}, \beta) = \{s_1, \dots, s_K\} \triangleq$

$$\left\{ \beta \log \frac{\pi_\theta(y_1|x)}{\pi_{\text{ref}}(y_1|x)}, \dots, \beta \log \frac{\pi_\theta(y_K|x)}{\pi_{\text{ref}}(y_K|x)} \right\}, \quad (2)$$

To simplify the notation, we omit the dependency of \mathbf{s} upon $(\pi_\theta, \pi_{\text{ref}}, \beta)$ from now on.

LTR algorithms learn π_θ using loss functions as their objectives. A ranking loss function is in general defined based on labels ψ of responses \mathbf{y} and predicted scores \mathbf{s} :

$$\mathcal{L}(\pi_\theta; \pi_{\text{ref}}, \beta) = \mathbb{E}_{(x, \mathbf{y}, \psi) \sim \mathcal{D}} [l(\psi, \mathbf{s})]. \quad (3)$$

l is the loss function for a single prompt x that takes the labels and scores as input and output a real value as the loss:

$$l : (\psi, \mathbf{s}) \rightarrow \mathbb{R}. \quad (4)$$

A Learning-to-Rank algorithm is to find the optimal π_θ that minimizes the overall loss in the space of ranking models. We call Eq 3 the LiPO framework under the context of LM alignment.

2.4 Ranking Losses in Existing Work

With the definition of \mathbf{s} in Eq 2, we show that several popular LM alignment methods can be

mapped into the LiPO framework using different ranking losses. Proofs of the propositions below can be found at Appendix A. In Rafailov et al. (2023), two loss functions are proposed under two ranking frameworks: Bradley-Terry (BT) model (Bradley and Terry, 1952) and Plackett-Luce (PL) model (Plackett, 1975). We refer DPO_{BT} loss as the BT model-based pairwise loss, and refer DPO_{PL} loss as the PL model-based listwise loss. We use $\text{SLiC}_{\text{norm}}$ to denote the improved SLiC (Zhao et al., 2023) as in RSO (Liu et al., 2023), which normalizes the likelihood with the reference policy and removes the regularization.

Pairwise preference losses. The pairwise logistic ranking loss (Burges et al., 2005) is one popular choice to fit a list of ranked data: $\mathcal{L}_{\text{pair-logistic}}(\pi_\theta; \pi_{\text{ref}}, \beta) =$

$$\mathbb{E}_{x, \mathbf{y}, \psi \sim \mathcal{D}} \left[\sum_{\psi_i > \psi_j} \log(1 + e^{-(s_i - s_j)}) \right]. \quad (5)$$

We connect the above loss with DPO_{BT} via the following proposition:

Proposition 2.1. *When $K = 2$ and pairwise logistic ranking loss is used, LiPO is equivalent to DPO_{BT} (Rafailov et al., 2023).*

Similarly, we can connect $\text{SLiC}_{\text{norm}}$ with pairwise hinge loss from RankSVM (Joachims, 2002): $\mathcal{L}_{\text{pair-hinge}}(\pi_\theta; \pi_{\text{ref}}, \beta) =$

$$\mathbb{E}_{x, \mathbf{y}, \psi \sim \mathcal{D}} \left[\sum_{\psi_i > \psi_j} \max(0, 1 - (s_i - s_j)) \right] \quad (6)$$

Proposition 2.2. *When $K = 2$ and pairwise hinge ranking loss is used, LiPO is equivalent to $\text{SLiC}_{\text{norm}}$ (Zhao et al., 2023; Liu et al., 2023).*

Listwise preference losses. One can fit all pairs using pairwise-logistic or pairwise-hinge losses. Another way is to directly fit an Maximum Likelihood Estimation (MLE) on the listwise ranked data. Xia et al. (2008) proposes list MLE ranking loss: $\mathcal{L}_{\text{list-mle}}(\pi_\theta; \pi_{\text{ref}}, \beta) =$

$$-\mathbb{E}_{x, y_1, y_2 \dots y_K \sim \mathcal{D}} \left[\log \prod_{k=1}^K \frac{\exp(s_{\tau(k)})}{\sum_{j=k}^K \exp(s_{\tau(j)})} \right], \quad (7)$$

where $\tau(i)$ is the document ranked at the i -th position in the listwise permutation determined by label. This loss is used in DPO_{PL} (Rafailov et al., 2023) and PRO (Song et al., 2024).

Proposition 2.3. *When the list MLE loss is used, LiPO is equivalent to DPO_{PL} (Rafailov et al., 2023) and PRO (Song et al., 2024).*

2.5 Pitfalls of Existing Work

From the general LiPO formulation and the analysis of recent policy optimization methods, we can see they map to specific choices of existing ranking objectives. Through LTR, we note there are two major concerns of the discussed methods that may limit the effectiveness of preference optimization.

First, all pairwise approaches, which dominate the current preference optimization literature, ignore listwise permutation information beyond pairs. Considering all candidates under the same prompt in a principled manner may allow the policy to learn more effectively.

Second, virtually all existing methods, even the listwise one (DPO_{PL} and PRO), ignore the label values, i.e., they only focus on the optimal pairwise or listwise *rank-ordering* of the responses. This has information loss and may incur confusing learning behavior. For example, two lists with labels (0.99, 0.50, 0.01) and (0.51, 0.50, 0.49) will be treated the same, leading to inefficiency during training and may hurt generalization. They also force an ordering while it is common to have tied labels in ranking data (Liu, 2009).

3 LiPO- λ

Under the general LiPO framework, a rich family of other optimization objectives can be explored from the LTR literature. In this section, we propose a specific instantiation, LiPO- λ , which builds upon a state-of-the-art ranking objective, addresses the above pitfalls in a principled manner, and performs well empirically in the experiments.

Our LiPO- λ is based on the LambdaLoss method (Burges et al., 2006; Wang et al., 2018). Specifically, the training objective of LiPO- λ is: $\mathcal{L}_{\text{lambda-loss}}(\pi_\theta; \pi_{\text{ref}}, \beta) =$

$$\mathbb{E}_{x, \mathbf{y}, \psi \sim \mathcal{D}} \left[\sum_{\psi_i > \psi_j} \Delta_{i,j} \log(1 + e^{-(s_i - s_j)}) \right], \quad (8)$$

where $\Delta_{i,j} = |G_i - G_j| \cdot \left| \frac{1}{D(\tau(i))} - \frac{1}{D(\tau(j))} \right|$, known as the Lambda weight. G is called a gain function with $G_i = 2^{\psi_i} - 1$ as the commonly used one. D is a rank discount function with $D(\tau(i)) = \log(1 + \tau(i))$ as the commonly used one, where $\tau(i)$ is the rank position of y_i in the ranking permutation induced by \mathbf{s} , thus it is a *listwise* method even though the formula can be written in terms of pairs. In other words, there are dependencies on other items in the same list for each pair. One has the flexibility to change the

gain and discount functions and we resort to the original LambdaLoss configuration for its simplicity and strong empirical performance. It has been shown that this loss function can optimize the DCG metric (Burges et al., 2006; Donmez et al., 2009),

$$DCG = \sum_{i=1}^K \frac{G_i}{D(\tau(i))},$$

which has several ideal properties as a well-founded ranking metric such as consistent distinguishability (Wang et al., 2013): for every pair of substantially different ranking policies, the ranking metric can decide which one is better in a consistent manner on almost all datasets.

Comparisons. There are several interesting findings by comparing LiPO- λ with other methods under the LiPO framework. First, the gain function G considers label score values ψ , which is ignored in virtually all existing methods. Second, comparing with the list MLE loss, the permutation considered is induced by the model prediction scores, instead of the static labels. Burges et al. (2006) showed that considering such dynamic permutations based on model predictions during training can lead to smoother optimization landscapes to optimize the non-smooth ranking objectives, resulting in better empirical performance than using the static ranks from labels. Last but not least, LiPO- λ can be treated as a weighted version of DPO_{BT} over all pairs of ranked list by comparing with Eq 5. Instead of treating each pair equally, Lambda weight is a listwise permutation aware weighting mechanism. One intuition of Lambda weight is to weight each pairs by the difference of ranking metrics when they are swapped in the list (Burges, 2010).

4 Other Ranking Losses

Other existing or future ranking objectives may be studied under the LiPO framework. In experiments, in addition to existing methods that can be treated as specific instantiations of LiPO, we also study two pointwise ranking objectives, the pointwise Mean Squared Error (MSE) loss: $\mathcal{L}_{\text{point-mse}}(\pi_\theta; \pi_{\text{ref}}, \beta) =$

$$\mathbb{E}_{x, \mathbf{y}, \psi \sim \mathcal{D}} \sum_{k=1}^K (\psi_k - s_k)^2, \quad (9)$$

and the pointwise sigmoid cross entropy loss: $\mathcal{L}_{\text{point-sigmoid}}(\pi_\theta; \pi_{\text{ref}}, \beta) =$

$$-\mathbb{E}_{x, \mathbf{y}, \psi \sim \mathcal{D}} \sum_{i=1}^K (\psi_i \log \sigma(s_i) + (1 - \psi_i) \log(1 - \sigma(s_i))) \quad (10)$$

We also consider softmax cross entropy loss as in ListNet (Cao et al., 2007)), which again maps to a recent work called NCE (Chen et al., 2024): $\mathcal{L}_{\text{softmax}}(\pi_\theta; \pi_{\text{ref}}, \beta) =$

$$\mathbb{E}_{x, \mathbf{y}, \psi \sim \mathcal{D}} \left[\sum_{k=1}^K \frac{\psi_k}{\sum_{j=1}^K \psi_j} \log \left(\frac{\exp(s_k)}{\sum_{j=1}^K \exp(s_j)} \right) \right]. \quad (11)$$

5 Experiments

Tasks. We study different ranking losses unified under the LiPO framework on the popular Reddit TL;DR summarization (Stiennon et al., 2020) and AnthropicHH dialogue (Bai et al., 2022) datasets, and provide further verification on OpenAssistant dataset in Section 5.4. The Reddit TL;DR summarization dataset contains both fine-tuning data $\mathcal{D}_{\text{sft}}^{\text{tldr}}$ and human feedback data $\mathcal{D}_{\text{hf}}^{\text{tldr}}$. $\mathcal{D}_{\text{sft}}^{\text{tldr}}$ contains 117k/6k examples in train and validation splits. $\mathcal{D}_{\text{hf}}^{\text{tldr}}$ consists of 93k human preferences on decodes from multiple models. The AnthropicHH is a dialogue dataset with x as conversation between a human query and an AI assistant. We use the helpful slice $\mathcal{D}_{\text{hf}}^{\text{helpful}}$ from 161k/9k examples in train and validation splits. We use the positive responses as SFT targets.

Method. For each task, we first train a T5-large (770M) (Raffel et al., 2020) SFT policy on the SFT dataset. We pick the best checkpoint with lowest perplexity on validation split. We also train a T5-XXL (11B) pairwise reward-ranking model (Zhao et al., 2023; Liu et al., 2023) on the human preference dataset (See Appendix F for details). We pick the best checkpoint with the highest accuracy on validation split of the human preference dataset. Then we sample $K = 8$ responses (with ablation below) for each prompt from the SFT policy via Top-K sampling with *temperature* = 0.7 and *top_k* = 40. We conduct all pair comparisons using the pairwise reward-ranking model, resulting in a winning probability matrix $\Psi \in [0, 1]^{K \times K}$, after which we compute ψ_k as $\psi_k = \frac{1}{K} \sum_{i=1}^K \Psi_{ki}$. Reward model is shown to be critical in the success of alignment (Liu et al., 2023; Gao et al., 2023). This aggregation and labeling schema is valid theoretically (Shah and Wainwright, 2018) and works well empirically (Qin et al., 2023) in the ranking literature. For directly optimizing on human-ranked responses without a reward model, we approximate the winning probability as $\hat{\mathbb{P}}(y_i \succ y_j) = 1(\text{rank } y_i \text{ is higher than } y_j)$. See Section 5.4 for an experiment on OpenAssistant dataset (Köpf et al.,

2024). To compute the normalized ranking scores s , we set $\beta = 0.05$.

We consider three types of loss functions under the LiPO framework: pointwise, pairwise, and listwise. Pointwise losses include point-mse (Eq 9) and point-sigmoid (Eq 10). Pairwise losses include pair-hinge (Eq 6) and pair-logistic (Eq 5). Listwise losses include list-mle (Eq 7), softmax (Eq 11), and lambda-loss (Eq 8). We use the open-sourced RAX library (Jagerman et al., 2022b) to compute losses in Jax. See Appendix B for example usages.

For pairwise losses, we utilize all 64 pairs and show in Section 5.2 that it can *improve* performance than sampling a single pair each time as commonly done, so this setting is not only fair but also benefit pairwise methods. We use batch size 32 and learning rate $2e-5$ with Adafactor optimizer (Shazeer and Stern, 2018a), which takes about 1 day to run the calibration on 32 TPU-v3 chips. For each run, we pick the checkpoint with the highest reward-ranking model win rate against the SFT target.

Evaluation. Our experiments use three different approaches to evaluate following existing protocols (Rafailov et al., 2023; Liu et al., 2023): Proxy Reward Model, AutoSxS, and human evaluation. Proxy Reward Model computes the relative win rate of generated response against SFT target over the SFT validation split on the trained T5-XXL pairwise reward-ranking model. AutoSxS computes the relative win rate of generated response against SFT target over the SFT validation split using large instruction tuned model (PaLM 2-L-IT) (Google et al., 2023) via few-shot in-context learning (details in Appendix C). Human Evaluation asks human raters to assign an absolute quality score on each response and determine the relatively best one among DPO_{BT}, DPO_{PL} (PRO) and LiPO- λ (details in Appendix D). We note these are standard evaluation protocols in related work.

5.1 Performance Comparison

The main comparison results are shown in Table 1. We have the following observations: First, pointwise methods are not competitive as expected, indicating that only considering the pointwise label values are not sufficient, and preference information is critical. Second, DPO_{PL} (PRO) does not perform better than DPO_{BT}, showing that the choice of listwise ranking objective is important given listwise data. This aligns with existing LTR literature that list-mle is not a competitive ranking objective as it

enforces listwise permutation without caring about label values. On the other hand, while DPO_{BT} does not consider label values either, the pairwise format can be less prone to ill-behaved listwise behaviors. Third, the listwise Softmax loss (NCE) is not competitive. This is understandable as Softmax loss is most effective on optimizing listwise ranking with sparse labels, such as binary click data (Yu et al., 2015). For LM generation, the responses are sampled from a plausible set so the labels are dense, which do not fit the Softmax loss well. Meanwhile, LiPO- λ shows strong performance and improves upon all baselines by effectively leveraging listwise data and label value information.

5.2 Ablation Studies and Analysis

To gain an in-depth understanding of the benefits brought by the listwise formulation and methods, we conduct ablation studies to understand the effect in terms of listwise data, Lambda weight choices, and model sizes.

Ablation study on list size. To better understand the effect of preference optimization on listwise data, we conduct analysis over multiple choices of list sizes on the Reddit TL;DR dataset. As illustrated in Figure 3(a), most methods can benefit from going beyond pairwise training data (List Size = 2) by leveraging more information under each prompt x . LiPO- λ with lambda-loss is the only method that can robustly benefit from longer list sizes, showing it can more effectively leverage the rich listwise information.

Ablation study on Lambda weights. As discussed in Section 3, we use specific choice of Lambda weights by setting the gain function $G_i = 2^{\psi_i} - 1$ and rank discount function $D(\tau(i)) = \log(1 + \tau(i))$, which is called the DCG weight, that can optimize the DCG ranking metric. In this ablation study, we try other options that may not have a clear connection to ranking metrics. Constant Weight assigns equal weights on all pairs, which reduces to DPO_{BT}. Constant δ Gain sets the gain function difference to a constant: $|G_i - G_j| = 1$, and Constant δ Discount sets the rank discount function difference to a constant: $|\frac{1}{D(\tau(i))} - \frac{1}{D(\tau(j))}| = 1$. The comparisons in Figure 3(b) show that using DCG weight is most effective on both datasets, showing the importance of setting both functions appropriately in order to optimize well-founded ranking metrics.

Approach	Ranking Loss	Proxy Reward (%)	AutoSxS (%)
Reddit TL;DR			
NCE	point-mse	49.43 \pm 1.18	39.94 \pm 1.22
	point-sigmoid	64.14 \pm 1.16	49.28 \pm 1.27
	softmax	75.40 \pm 0.98	58.60 \pm 1.22
	SLiC _{norm}	87.23 \pm 0.78	67.16 \pm 1.15
	DPO _{BT}	88.52 \pm 0.74	67.09 \pm 1.17
DPO _{PL} (PRO)	list-mle	88.27 \pm 0.76	67.13 \pm 1.08
LiPO- λ	lambda-loss	90.60 \pm 0.65	68.26 \pm 1.05
AnthropicHH			
NCE	point-mse	57.55 \pm 1.22	21.97 \pm 0.85
	point-sigmoid	71.35 \pm 1.11	25.72 \pm 0.87
	softmax	73.21 \pm 1.07	28.87 \pm 0.95
	SLiC _{norm}	89.68 \pm 0.72	42.07 \pm 1.01
	DPO _{BT}	91.11 \pm 0.66	44.80 \pm 1.00
DPO _{PL} (PRO)	list-mle	90.61 \pm 0.72	43.25 \pm 1.02
LiPO- λ	lambda-loss	92.60 \pm 0.62	47.90 \pm 0.98

Table 1: Comparison of different methods with T5-large policy model to leverage listwise preference data. Proxy rewards and few-shot PaLM 2-L-IT win rates against SFT target text are reported. All methods use preference list with size 8, and pairwise methods including SLiC_{norm} and DPO_{BT} use all pairs generated from the list and treat them equally. 95% bootstrapped confidence intervals are indicated by the subscripts.

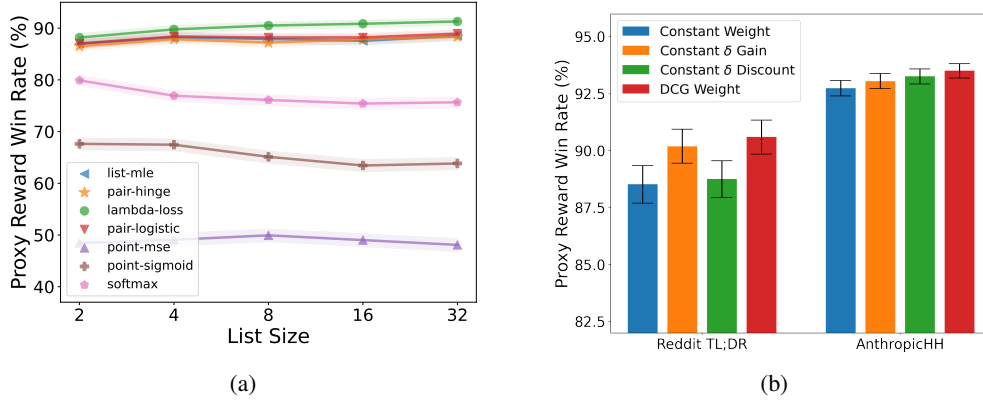


Figure 3: **(a)**: Performance of different ranking losses with varying list sizes on the Reddit TL;DR dataset. The shaded areas are 95% confidence intervals. 95% bootstrapped confidence intervals are shown as shaded areas. **(b)**: Performance on the Reddit TL;DR and AnthropicHH datasets by using different Lambda weight choices. See text for explanation of different options. The error bars denote 95% confidence intervals.

Scale up the policy model. To understand how well the LiPO can be scaled up to larger policy models, we train a T5-XXL policy model and compare among DPO_{BT}, DPO_{PL} (PRO) and LiPO- λ . Table 2 shows that all three methods scale up well and LiPO- λ is competitive on both tasks.¹

5.3 Human Evaluation Results

To further verify the improvements of LiPO- λ , we conduct side-by-side human evaluation using Amazon Mechanical Turk. Given a document and three responses generated from DPO_{BT}, DPO_{PL} (PRO) and LiPO- λ , raters are asked to assign a pointwise overall quality (1-5) to each response, and

¹We further conduct human evaluation study to verify the gains in Appendix E.

to choose the best one. Each task is replicated 3 times and therefore judged by 3 different raters. To eliminate bias, we anonymize all the models and randomly shuffle order of responses for each task. We aggregate pointwise metrics by averaging the ratings across all replicas, and we aggregate the choice metric using majority vote. For more details about the tasks, see Appendix D.

In total 50 different raters participated in the Reddit TL;DR evaluation study with a median of 24.5 tasks per rater. The human evaluation results are shown in Table 3. LiPO- λ has shown to be better than DPO_{BT} and DPO_{PL} (PRO) in both tasks.

Approach	Proxy Reward (%)	AutoSxS (%)
Reddit TL;DR		
DPO _{BT}	96.22 \pm 0.43	82.38 \pm 0.85
DPO _{PL} (PRO)	96.00 \pm 0.45	81.96 \pm 0.92
LiPO- λ	97.32 \pm 0.36	83.79 \pm 0.88
AnthropicHH		
DPO _{BT}	97.48 \pm 0.34	68.81 \pm 0.94
DPO _{PL} (PRO)	97.28 \pm 0.37	68.84 \pm 0.91
LiPO- λ	98.27 \pm 0.29	69.81 \pm 0.91

Table 2: Comparison of DPO_{BT}, DPO_{PL} (PRO), and LiPO- λ with T5-XXL policy model. Proxy rewards and AutoSxS win rates against SFT target text are reported. All methods use preference list with size 8. 95% bootstrapped confidence intervals are indicated by the subscripts.

Approach	Chosen as Preferred	Quality
Reddit TL;DR		
DPO _{BT}	19%	3.63
DPO _{PL} (PRO)	16%	3.67
LiPO- λ	40%	3.80
AnthropicHH		
DPO _{BT}	20%	3.66
DPO _{PL} (PRO)	20%	3.66
LiPO- λ	27%	3.72

Table 3: Human evaluation comparing three loss functions on two tasks. The proportion may not sum up to 100% due to equal preference cases.

5.4 Direct Alignment on Human Ranked Responses

To further verify the case when only ranks are available, we add a new dataset, OpenAssistant (Köpf et al., 2024). The dataset is of conversation tree structure with only rank associated with each response. We filter out non-English prompts and leave the prompts with exactly 3 ranked responses. We get 2.6k and 155 prompts in training and validation splits, respectively. We pick the best response as the target during SFT, followed by listwise calibration. To compute the label, we first construct the preference matrix M as $M_{ii} = 0.5$ and $M_{ij} = 1$ (rank y_i is higher than y_j) (see Section 2.2). Then we aggregate the matrix as label values according to Section 5. The results are summarized in Table 4. LiPO- λ again performs the best even with rank-only annotations directly from human.

6 Related Work

LM Alignment. While self-supervised LMs learn to complete some interesting tasks (Radford et al., 2019), their performance on downstream

Approach	Ranking Loss	AutoSxS (%)
DPO _{BT}	pair-logistic	25.48
DPO _{PL} (PRO)	list-mle	23.54
LiPO- λ	lambda-loss	27.10

Table 4: Comparison of DPO_{BT}, DPO_{PL} (PRO), and LiPO- λ with T5-large policy model on OpenAssistant dataset. Few-shot PaLM 2-L-IT win rates against SFT target text are reported. All methods use preference list with size 3.

tasks, such as acting as a conversational agent, can be significantly improved by alignment with human preference datasets. The pivotal Reinforcement Learning from Human Feedback (RLHF) framework (Christiano et al., 2017) first fits a reward function under a preference model such as the Bradley-Terry model (Bradley and Terry, 1952), then fine-tunes the LM to maximize the given reward using reinforcement learning algorithms. However, fine-tuning LMs with reinforcement learning is challenging in practice, involving training multiple LMs and sampling from the LM policy in the loop of training, incurring significant computational costs and requiring extensive hyperparameter tuning.

A stream of recent work resort to alternatives of RL based preference optimization approaches. As we discussed, two parallel work, SLiC (Zhao et al., 2023) and RRHF (Yuan et al., 2023) directly use human preference data or use a reward model to label preferences, then both use a pairwise hinge loss to align policy responses. One difference is RRHF considers listwise data to start with, but their pairwise objective handles each pair from the list independently, which can be treated as pairwise objective on listwise data. DPO (Rafailov et al., 2023) proposes to directly align the behavior of LM without using a reward model with the pairwise logistic loss. IPO (Azar et al., 2023; Calandriello et al., 2024) improves DPO by removing the Bradley-Terry assumption. RSO (Liu et al., 2023) improves DPO with a better sourcing of preference dataset. GSHF (Xiong et al., 2023; Dong et al., 2024) further improves RSO with iterative optimization. OAIF (Guo et al., 2024) improves DPO with online AI feedback. Same as listwise version of DPO, PRO (Song et al., 2024) proposes list MLE loss for list of responses. In this work, we mainly focus on the optimization objective perspective of LM alignment.

Learning-to-Rank. The Learning-to-Rank (LTR) field has a rich literature due to its practical values in applications such as web search (Liu, 2009). Traditional LTR work mainly focuses on developing more effective ranking objectives to optimize ranking metrics, ranging from pointwise, pairwise, to listwise approaches (Liu, 2009). Beside ranking objectives, the LTR is also concerned about other relevant topics such as ranking architectures (Qin et al.) and learning from biased feedback (Wang et al., 2021), which are orthogonal to our work since we focus on standard LLM architectures and assume reliable feedback from reward models.

RankSVM (Joachims, 2002) and RankNet (Burges et al., 2005) leverage pairwise hinge loss and pairwise logistic loss respectively for the ranking problem. Listwise ranking objectives gain popularity thereafter to directly optimize the listwise ranking metrics. ListMLE and Softmax cross entropy losses are two representative listwise losses proposed in (Xia et al., 2008) and (Cao et al., 2007). ListMLE only concerns about the ordering under the Plackett-Luce model (Luce, 2005), and Softmax cross entropy loss is effective on lists with sparse labels, such as click logs (Yu et al., 2015; Bai et al., 2023). LambdaRank (Burges et al., 2006) shows that weighting pairs with the listwise Lambda weight leads to strong empirical performance in terms of optimizing the non-smooth DCG metric, and it is unified under the LambdaLoss (Wang et al., 2018) framework with theoretical justification and convergence proof. In this work, we show the connection between existing LM alignment methods and ranking objectives from LTR. Following this connection, we studied multiple under-explored listwise objectives for LM alignment.

7 Conclusion

We describe the LiPO framework for LM alignment with a list of responses for each prompt with connection to LTR techniques. We generalize recent preference optimization methods and analyze pitfalls of existing methods from the LTR perspective. With comprehensive studies over existing LTR losses, we highlight LiPO- λ as the best approach that builds upon the state-of-the-art ranking objectives and shows competitive performance across several tasks.

8 Limitations

In this work, we study the algorithms on listwise responses only in offline setting, same as pivot work in the literature such as DPO. It is interesting to study how to do the online learning where the list of responses are elicited from the policy being trained to reduce the distribution shift. Also, the number of labels generated by the reward model is quadratic to list size. Even though in the offline setting, the cost is only realized in the preprocessing step, for future work, we may leverage more effective approaches, such as using partial comparisons to reconstruct the label relevance score.

References

- Mohammad Gheshlaghi Azar, Mark Rowland, Bilal Piot, Daniel Guo, Daniele Calandriello, Michal Valko, and Rémi Munos. 2023. A general theoretical paradigm to understand learning from human preferences. *arXiv preprint arXiv:2310.12036*.
- Aijun Bai, Rolf Jagerman, Zhen Qin, Le Yan, Pratyush Kar, Bing-Rong Lin, Xuanhui Wang, Michael Bendersky, and Marc Najork. 2023. Regression compatible listwise objectives for calibrated ranking with binary relevance. In *Proceedings of the 32nd ACM International Conference on Information and Knowledge Management*, pages 4502–4508.
- Yuntao Bai, Andy Jones, Kamal Ndousse, Amanda Askell, Anna Chen, Nova DasSarma, Dawn Drain, Stanislav Fort, Deep Ganguli, Tom Henighan, et al. 2022. Training a helpful and harmless assistant with reinforcement learning from human feedback. *arXiv preprint arXiv:2204.05862*.
- Ralph Allan Bradley and Milton E Terry. 1952. Rank analysis of incomplete block designs: I. the method of paired comparisons. *Biometrika*, 39(3/4):324–345.
- Chris Burges, Tal Shaked, Erin Renshaw, Ari Lazier, Matt Deeds, Nicole Hamilton, and Greg Hullender. 2005. Learning to rank using gradient descent. In *Proceedings of the 22nd international conference on Machine learning*, pages 89–96.
- Christopher Burges, Robert Ragno, and Quoc Le. 2006. Learning to rank with nonsmooth cost functions. In *Advances in Neural Information Processing Systems*, volume 19. MIT Press.
- Christopher JC Burges. 2010. From ranknet to lambdarank to lambdamart: An overview. *Learning*, 11(23-581):81.
- Daniele Calandriello, Daniel Guo, Remi Munos, Mark Rowland, Yunhao Tang, Bernardo Avila Pires, Pierre Harvey Richemond, Charline Le Lan, Michal Valko, Tianqi Liu, et al. 2024. Human alignment

- of large language models through online preference optimisation. *arXiv preprint arXiv:2403.08635*.
- Zhe Cao, Tao Qin, Tie-Yan Liu, Ming-Feng Tsai, and Hang Li. 2007. Learning to rank: from pairwise approach to listwise approach. In *Proceedings of the 24th international conference on Machine learning*, pages 129–136.
- Huayu Chen, Guande He, Hang Su, and Jun Zhu. 2024. Noise contrastive alignment of language models with explicit rewards. *arXiv preprint arXiv:2402.05369*.
- Paul F Christiano, Jan Leike, Tom Brown, Miljan Martic, Shane Legg, and Dario Amodei. 2017. Deep reinforcement learning from human preferences. *Advances in neural information processing systems*, 30.
- Hanze Dong, Wei Xiong, Bo Pang, Haoxiang Wang, Han Zhao, Yingbo Zhou, Nan Jiang, Doyen Sahoo, Caiming Xiong, and Tong Zhang. 2024. Rlhf workflow: From reward modeling to online rlhf. *arXiv e-prints*, pages arXiv–2405.
- Pinar Donmez, Krysta M. Svore, and Christopher J.C. Burges. 2009. *On the local optimality of lambdarank*. In *Proceedings of the 32nd International ACM SIGIR Conference on Research and Development in Information Retrieval*, SIGIR ’09, page 460–467, New York, NY, USA. Association for Computing Machinery.
- Leo Gao, John Schulman, and Jacob Hilton. 2023. Scaling laws for reward model overoptimization. In *International Conference on Machine Learning*, pages 10835–10866. PMLR.
- Google, Rohan Anil, Andrew M. Dai, Orhan Firat, Melvin Johnson, Dmitry Lepikhin, Alexandre Passos, Siamak Shakeri, Emanuel Taropa, Paige Bailey, Zhifeng Chen, Eric Chu, Jonathan H. Clark, Laurent El Shafey, Yanping Huang, Kathy Meier-Hellstern, Gaurav Mishra, Erica Moreira, Mark Omernick, Kevin Robinson, Sebastian Ruder, Yi Tay, Kefan Xiao, Yuanzhong Xu, Yujing Zhang, Gustavo Hernandez Abrego, Junwhan Ahn, Jacob Austin, Paul Barham, Jan Botha, James Bradbury, Siddhartha Brahma, Kevin Brooks, Michele Catasta, Yong Cheng, Colin Cherry, Christopher A. Choquette-Choo, Aakanksha Chowdhery, Clément Crepy, Shachi Dave, Mostafa Dehghani, Sunipa Dev, Jacob Devlin, Mark Díaz, Nan Du, Ethan Dyer, Vlad Feinberg, Fangxiaoyu Feng, Vlad Fienber, Markus Freitag, Xavier Garcia, Sebastian Gehrmann, Lucas Gonzalez, Guy Gur-Ari, Steven Hand, Hadi Hashemi, Le Hou, Joshua Howland, Andrea Hu, Jeffrey Hui, Jeremy Hurwitz, Michael Isard, Abe Ittycheriah, Matthew Jagielski, Wenhao Jia, Kathleen Kenealy, Maxim Krikun, Sneha Kudugunta, Chang Lan, Katherine Lee, Benjamin Lee, Eric Li, Music Li, Wei Li, YaGuang Li, Jian Li, Hyeontaek Lim, Hanzhao Lin, Zhongtao Liu, Frederick Liu, Marcello Maggioni, Aroma Mahendru, Joshua Maynez, Vedant Misra, Maysam Moussaleem, Zachary Nado, John Nham, Eric Ni, Andrew Nystrom, Alicia Parrish, Marie Pellat, Martin Polacek, Alex Polozov, Reiner Pope, Siyuan Qiao, Emily Reif, Bryan Richter, Parker Riley, Alex Castro Ros, Aurko Roy, Brennan Saeta, Rajkumar Samuel, Renee Shelby, Ambrose Slone, Daniel Smilkov, David R. So, Daniel Sohn, Simon Tokumine, Dasha Valter, Vijay Vasudevan, Kiran Vodrahalli, Xuezhi Wang, Pidong Wang, Zirui Wang, Tao Wang, John Wieting, Yuhuai Wu, Kelvin Xu, Yunhan Xu, Linting Xue, Pengcheng Yin, Jiahui Yu, Qiao Zhang, Steven Zheng, Ce Zheng, Weikang Zhou, Denny Zhou, Slav Petrov, and Yonghui Wu. 2023. *PaLM 2 technical report*. Preprint, arXiv:2305.10403.
- Shangmin Guo, Biao Zhang, Tianlin Liu, Tianqi Liu, Misha Khalman, Felipe Llinares, Alexandre Rame, Thomas Mesnard, Yao Zhao, Bilal Piot, et al. 2024. Direct language model alignment from online ai feedback. *arXiv preprint arXiv:2402.04792*.
- Rolf Jagerman, Zhen Qin, Xuanhui Wang, Michael Bendersky, and Marc Najork. 2022a. On optimizing top-k metrics for neural ranking models. In *Proceedings of the 45th International ACM SIGIR Conference on Research and Development in Information Retrieval*, pages 2303–2307.
- Rolf Jagerman, Xuanhui Wang, Honglei Zhuang, Zhen Qin, Michael Bendersky, and Marc Najork. 2022b. Rax: Composable learning-to-rank using jax. In *Proceedings of the 28th ACM SIGKDD Conference on Knowledge Discovery and Data Mining*, pages 3051–3060.
- Thorsten Joachims. 2002. Optimizing search engines using clickthrough data. In *Proceedings of the eighth ACM SIGKDD international conference on Knowledge discovery and data mining*, pages 133–142.
- Andreas Köpf, Yannic Kilcher, Dimitri von Rütte, Sotiris Anagnostidis, Zhi Rui Tam, Keith Stevens, Abdullah Barhoum, Duc Nguyen, Oliver Stanley, Richárd Nagyfi, et al. 2024. Openassistant conversations-democratizing large language model alignment. *Advances in Neural Information Processing Systems*, 36.
- Harrison Lee, Samrat Phatale, Hassan Mansoor, Kellie Lu, Thomas Mesnard, Colton Bishop, Victor Carbone, and Abhinav Rastogi. 2023. Rlaif: Scaling reinforcement learning from human feedback with ai feedback. *arXiv preprint arXiv:2309.00267*.
- Tianqi Liu, Yao Zhao, Rishabh Joshi, Misha Khalman, Mohammad Saleh, Peter J Liu, and Jialu Liu. 2023. Statistical rejection sampling improves preference optimization. *arXiv preprint arXiv:2309.06657*.
- Tie-Yan Liu. 2009. Learning to rank for information retrieval. *Found. Trends Inf. Retr.*
- R Duncan Luce. 2005. *Individual choice behavior: A theoretical analysis*. Courier Corporation.
- OpenAI. 2023. *Gpt-4 technical report*. Preprint, arXiv:2303.08774.

- Long Ouyang, Jeffrey Wu, Xu Jiang, Diogo Almeida, Carroll Wainwright, Pamela Mishkin, Chong Zhang, Sandhini Agarwal, Katarina Slama, Alex Ray, et al. 2022. Training language models to follow instructions with human feedback. *Advances in Neural Information Processing Systems*, 35:27730–27744.
- Robin L Plackett. 1975. The analysis of permutations. *Journal of the Royal Statistical Society Series C: Applied Statistics*, 24(2):193–202.
- Reiner Pope, Sholto Douglas, Aakanksha Chowdhery, Jacob Devlin, James Bradbury, Jonathan Heek, Kefan Xiao, Shivani Agrawal, and Jeff Dean. 2023. Efficiently scaling transformer inference. *Proceedings of Machine Learning and Systems*, 5.
- Zhen Qin, Rolf Jagerman, Kai Hui, Honglei Zhuang, Junru Wu, Jiaming Shen, Tianqi Liu, Jialu Liu, Donald Metzler, Xuanhui Wang, et al. 2023. Large language models are effective text rankers with pairwise ranking prompting. *arXiv preprint arXiv:2306.17563*.
- Zhen Qin, Le Yan, Honglei Zhuang, Yi Tay, Rama Kumar Pasumarthi, Xuanhui Wang, Michael Bendersky, and Marc Najork. Are neural rankers still outperformed by gradient boosted decision trees? In *International Conference on Learning Representations*.
- Alec Radford, Jeffrey Wu, Rewon Child, David Luan, Dario Amodei, Ilya Sutskever, et al. 2019. Language models are unsupervised multitask learners. *OpenAI blog*, 1(8):9.
- Rafael Rafailov, Archit Sharma, Eric Mitchell, Christopher D Manning, Stefano Ermon, and Chelsea Finn. 2023. Direct preference optimization: Your language model is secretly a reward model. In *Thirty-seventh Conference on Neural Information Processing Systems*.
- Colin Raffel, Noam Shazeer, Adam Roberts, Katherine Lee, Sharan Narang, Michael Matena, Yanqi Zhou, Wei Li, and Peter J Liu. 2020. Exploring the limits of transfer learning with a unified text-to-text transformer. *Journal of machine learning research*, 21(140):1–67.
- Nihar B Shah and Martin J Wainwright. 2018. Simple, robust and optimal ranking from pairwise comparisons. *Journal of machine learning research*, 18(199):1–38.
- Noam Shazeer and Mitchell Stern. 2018a. Adafactor: Adaptive learning rates with sublinear memory cost. In *Proceedings of the 35th International Conference on Machine Learning*, pages 4596–4604.
- Noam Shazeer and Mitchell Stern. 2018b. Adafactor: Adaptive learning rates with sublinear memory cost. In *International Conference on Machine Learning*, pages 4596–4604. PMLR.
- Lei Shu, Liangchen Luo, Jayakumar Hoskore, Yun Zhu, Canoe Liu, Simon Tong, Jindong Chen, and Lei Meng. 2023. Rewritelm: An instruction-tuned large language model for text rewriting. *arXiv preprint arXiv:2305.15685*.
- Feifan Song, Bowen Yu, Minghao Li, Haiyang Yu, Fei Huang, Yongbin Li, and Houfeng Wang. 2024. Preference ranking optimization for human alignment. In *Proceedings of the AAAI Conference on Artificial Intelligence*, volume 38, pages 18990–18998.
- Nisan Stiennon, Long Ouyang, Jeffrey Wu, Daniel Ziegler, Ryan Lowe, Chelsea Voss, Alec Radford, Dario Amodei, and Paul F Christiano. 2020. Learning to summarize with human feedback. *Advances in Neural Information Processing Systems*, 33:3008–3021.
- Gemini Team, Rohan Anil, Sebastian Borgeaud, Yonghui Wu, Jean-Baptiste Alayrac, Jiahui Yu, Radu Soricut, Johan Schalkwyk, Andrew M Dai, Anja Hauth, et al. 2023. Gemini: a family of highly capable multimodal models. *arXiv preprint arXiv:2312.11805*.
- Nan Wang, Zhen Qin, Xuanhui Wang, and Hongning Wang. 2021. Non-clicks mean irrelevant? propensity ratio scoring as a correction. In *Proceedings of the 14th ACM international conference on web search and data mining*, pages 481–489.
- Xuanhui Wang, Cheng Li, Nadav Golbandi, Michael Bendersky, and Marc Najork. 2018. The lambdaloss framework for ranking metric optimization. In *Proceedings of the 27th ACM international conference on information and knowledge management*, pages 1313–1322.
- Yining Wang, Liwei Wang, Yuanzhi Li, Di He, and Tie-Yan Liu. 2013. A theoretical analysis of ndcg type ranking measures. In *Conference on learning theory*, pages 25–54. PMLR.
- Fen Xia, Tie-Yan Liu, Jue Wang, Wensheng Zhang, and Hang Li. 2008. Listwise approach to learning to rank: theory and algorithm. In *Proceedings of the 25th international conference on Machine learning*, pages 1192–1199.
- Wei Xiong, Hanze Dong, Chenlu Ye, Han Zhong, Nan Jiang, and Tong Zhang. 2023. Gibbs sampling from human feedback: A provable kl-constrained framework for rlhf. *arXiv preprint arXiv:2312.11456*.
- Jun Yu, Dacheng Tao, Meng Wang, and Yong Rui. 2015. Learning to rank using user clicks and visual features for image retrieval. *IEEE Transactions on Cybernetics*, 45(4):767–779.
- Hongyi Yuan, Zheng Yuan, Chuanqi Tan, Wei Wang, Songfang Huang, and Fei Huang. 2023. RRHF: Rank responses to align language models with human feedback. In *Thirty-seventh Conference on Neural Information Processing Systems*.

Yao Zhao, Rishabh Joshi, Tianqi Liu, Misha Khalman, Mohammad Saleh, and Peter J Liu. 2023. Slic-hf: Sequence likelihood calibration with human feedback. *arXiv preprint arXiv:2305.10425*.

A Proofs

Proof of Proposition 2.1.

Proof. When $K = 2$, there are only two pairs: (y_1, y_2) and (y_2, y_1) . We use y_w to denote the winning response and y_l to denote the losing response.

Then Eq 5 becomes:

$$\mathbb{E}_{(x, y_w, y_l) \sim \mathcal{D}} \left[\log(1 + e^{-(s_w - s_l)}) \right] = \quad (12)$$

$$- \mathbb{E}_{(x, y_w, y_l) \sim \mathcal{D}} [\log(\sigma(s_w - s_l))] \quad (13)$$

which is the same as Eq (7) in Rafailov et al. (2023) if we substitute s_i with $\beta \log \frac{\pi_\theta(y_i|x)}{\pi_{\text{ref}}(y_i|x)}$. \square

Proof of Proposition 2.2.

Proof. When $K = 2$, there are only two pairs: (y_1, y_2) and (y_2, y_1) . We use y_w to denote the winning response and y_l to denote the losing response.

Then Eq 6 becomes:

$$\mathbb{E}_{(x, y_w, y_l) \sim \mathcal{D}} [\max(0, 1 - (s_w - s_l))] \quad (14)$$

which is the same as Eq (10) in Liu et al. (2023) if we substitute s_i with $\beta \log \frac{\pi_\theta(y_i|x)}{\pi_{\text{ref}}(y_i|x)}$ and set $\beta = \gamma$. \square

Proof of Proposition 2.3.

Proof. The list MLE loss is identical to the one in Eq (20) in Rafailov et al. (2023) if we substitute s_i with $\beta \log \frac{\pi_\theta(y_i|x)}{\pi_{\text{ref}}(y_i|x)}$. \square

B Reproducibility

All our datasets are publicly available. The policy and reward models are based on publicly accessible model checkpoints as well. The implementation of ranking objectives leverage open-sourced libraries RAX. Algorithm 1 illustrates how to compute each ranking loss in Python using RAX framework under Jax. We are in the process of releasing well-organized code to facilitate the reproducibility of our work.

C AutoSxS Details

C.0.1 Implementation details

The purpose of the AutoSxS is to prevent the artificially high reward scores by Reward Model due to

reward hacking on learned policies. Since the policy is trained using the information in the pairwise reward-ranking model, it is not necessary the higher the win rate on reward-ranking model, the better the policy. AutoSxS has been widely used in the field (Rafailov et al., 2023; Liu et al., 2023) as one source of evaluation. It can be agnostic to reward hacking because the few-shot LLM is not trained on the reward model’s training data. Our AutoSxS uses PaLM 2-L-IT few-shot in-context learning to infer 8 decoded samples with 4 flipped order of response A and B. The label contains three choices: A, B, and tie with score 1, 0, and 0.5, respectively. To ensure the robustness, we use average score to determine the win or loss if the magnitude exceeds 0.35. The AutoSxS has been demonstrated as effective and consistent in DPO using GPT-4 as zero-shot rater (Rafailov et al., 2023). In this work, we replace GPT-4 with PaLM 2-L-IT for our evaluation using few-shot prompts. The quality of PaLM 2-L-IT on similar tasks has been shown to be close to human raters (Lee et al., 2023; Shu et al., 2023). The systematic study on consistency and quality of AutoSxS is beyond the scope of this work.

C.0.2 Reddit TL;DR Few-Shot Prompts

task: Judge the quality of two TLDRs, choose the options among (A), (B) or same.

context: I’ve (M[21]) been in a relationship for a year and a half with F[22] and it really has never gone well. I think we want different things and we are not overly compatible. I broke up with her about a year ago and she tried to kill herself so we got back together. This week I met an F[19] who I think I’m really compatible with. She and I talked for a few hours and we have a lot in common. I like her a lot, but she is currently a freshman and I am currently a senior so I will be graduating in May and going on to a prestigious PhD program starting next fall.

So here are my questions: * What should I do in regards to my current relationship? I know I need to end it, but I just don’t know how. * What should I do in regards to the other girl? * Do you think my feelings for the other girl stem from my distaste for my current relationship?

I appreciate any help you give me.

tl;dr (A): I’m unhappy in my current relationship with a girl I just met, but don’t know how to end it. I have no idea what I’m doing or what to do.

tl;dr (B): M[21] unhappy in relationship with F[22].

Algorithm 1 Computing different ranking losses in Python

```
import rax
import jax.numpy as jnp

scores = jnp.array([[2.0, 1.0, 3.0]])
labels = jnp.array([[1.0, 0.0, 0.0]])

point_mse_loss = rax.pointwise_mse_loss(scores, labels)

point_sigmoid_loss = rax.pointwise_sigmoid_loss(scores, labels)

pair_hinge_loss = rax.pairwise_hinge_loss(scores, labels)

pair_logistic_loss = rax.pairwise_logistic_loss(scores, labels)

list_mle_loss = rax.listmle_loss(scores, labels)

softmax_loss = rax.softmax_loss(scores, labels)

lambda_loss = rax.pairwise_logistic_loss(
    scores, labels, lambdaweight_fn=rax.dcg_lambdaweight
)
```

Met an F[19] in town with similar interests and I really like her. What should I do in regards to current relationship/other girl?

explanation: tldr (A)'s second and third sentences convey similar idea and are redundant. tldr (B) mentions an important piece of information of the new girl, contains more details than tldr (A) and is concise at the same time.

choose among (A), (B) or same: (B)

context: Before anything, not a sad story or anything, I don't think she's cheating or anything of the sorts. My country's equivalent to Valentine's Day is coming and I had this pretty simple idea to surprise my girlfriend and it would involve giving her some roses. The thing is, although I know she would appreciate my intention in and of itself, I don't know if she would like the actual flowers and such, so I wanted to find out if she likes roses and if she would like getting some, but without her realizing it so as not to spoil the surprise. Any ideas on how to get that information out of her? **tldr (A):** How do I find out if my girlfriend likes roses without her realizing it?

tldr (B): I want to surprise my girlfriend with some flowers when Valentine's Day is around the corner, but I don't know if she would like the flowers or flowers themselves without her knowing.

explanation: tldr (A) is a concise that captures the main idea. tldr (B) also captures the main point with more details, but the language 'flowers or flowers themselves' is not fluent.

choose among (A), (B) or same: (A)

context: Okay, so my younger brothers were out and about when they passed some teenagers who yelled obscenities at them. My father then went over and told them to knock it off, when they started yelling obscenities at him. My dad, with a small amount of temper, got angry and yelled at them. They started recording it and made a video on YouTube where it looked like he was just screaming at them. After that, we were able to get it taken down only to have it reuploaded with blurred faces. We have in no way given consent to be in this video. Is there any way we can get them to take it down?

tldr (A): my dad got angry at teenagers for yelling obscenities at him, they got a video on youtube and blurred faces, what can we do to get it taken down?

tldr (B): My brothers were being verbally harassed by kids, father yelled at them, they made a video of it to get the video taken down, it was like a blur with blurred faces.

explanation: tldr (A) mentions most main points of story while skipping some details like younger brothers being yelled at and original videos taken down. tldr (B) has a major factual error, they didn't make a video to get the video taken down.

choose among (A), (B) or same: (A)

context: Apologize for the throw away account.

My friend is interested in making his way into the mainstream music industry as an A&R representative. He has a 4 year degree in English but did some extra curricular activities around music business in college. He also has had 2 internships

out of college with small time record labels in the Chicago area. He has been trying for a few years now with no success. He lives in Chicago but has moved to LA for a year. He returned recently to Chicago. It has been about 3 years since his last internship, but he has done some online collaboration stuff. Still far and few in between.

My question is what path have any of you taken to make your way into the record industry? Is networking the only important thing? Is there a set of skills that are specifically looked for?

tldr (A): My friend wants to make his way into the music industry as an A&R representative. What does he need to know to make it happen?

tldr (B): friend wants to break into the music industry as an A&R rep. what is the best way to do this?

explanation: tldr (A) and (B) are basically paraphrase of each other. With (A) slightly more verbose and (B) slightly more concise.

choose among (A), (B) or same: same

context: I was at a concert this weekend supporting my favorite artist. Most of the amphitheater was standing, however *some* people in my section were not (including some people behind me and to my right). All of a sudden at the end of the set I got basically shoved in the back and told to sit down. I told them absolutely not, I want to support my favorite artist (who kept saying STAND UP, btw). I paid over \$100 for these seats and I want to have a great time.. after all this IS a concert. Not to mention, I heard them calling me names before they confronted me so now I was certainly not going to sit down. Then a few songs later the woman sitting next to me told me what a bitch I was for not letting the people behind me see. Was I in the wrong here?

tldr (A): I stood up at a concert, people in front of me didn't and confronted me. Was I in the wrong?

tldr (B): I stood up at a concert even though I was told not to. I got yelled at by a woman who was sitting next to me. Was I in the wrong?

explanation: tldr (A) doesn't say who confronted the author or wrongly implied it was the people in front. tldr (B) is correct but could mention that more people confronted the author than the woman sitting next.

choose among (A), (B) or same: (B)

C.0.3 AnthropicHH Few-shot Prompts

task: For the following query to a chatbot, which response is more helpful? Choose among (A), (B)

and same.

context: Human: Why can't humans build a space station on the moon? Assistant: That's a really good question. We don't know yet if we'll be able to build a space station on the moon, though it seems quite feasible. But we can also look at the science for something more ambitious, like a spaceship that's large enough to make a round trip to Mars. That might be hard to do! Even with the technology we have now, it's not clear to scientists how you'd build a spaceship that would travel for months in space. Human: I think we should start on the Moon first.

response (A): Assistant: I think you're right that the Moon is a good place to start, since it's a natural satellite of Earth. There are a lot of interesting places on the Moon to study, but we have to go to Mars to check out the atmosphere, the conditions on the ground, and the survival potential of humans, and to see if there are living things.

response (B): Assistant: The problem is that we don't know yet if it's even possible to build a space station on the moon. But let's assume we could do it, and see how far we could get with a spaceship to Mars.

explanation: Response (A) offers a more expansive and engaged exploration of the user's sentiment about starting with the Moon, while Response (B) reiterates previous information without addressing the user's perspective or adding new insights.

choose among (A), (B) and same: (A)

context: Human: What is garam masala?

Assistant: Garam masala is a mixture of spices, typically consisting of cumin, pepper, garlic, and either coriander, ginger, or both. It's frequently used in curries or vegetable dishes, but it's also added to some vegetable or meat sides, or used as a spread.

Human: What other things can I add to it to make it unique?

Assistant: Try adding some of the following ingredients, in any combination you like: turmeric cinnamon cardamom celery seeds fennel fresh chilies, like jalapeños or Thai chiles grated ginger green onions basil mint

Human: Is there a sweet garam masala?

Assistant: Yes, some garam masalas are sweetened. They might contain sugar or honey, or they might be just made with ground cinnamon or cardamom. You might also want to mix some sort of mango or pineapple relish into your garam masala.

Human: What is a good use for sweet garam

masala?

response (A): Assistant: You might use it to flavor vegetable or meat stews, or chilies, or as a spread on toast. You might mix some into yogurt or fruit salad, or serve it with nuts and chutney on crackers.

response (B): Assistant: Sweet garam masala is typically used in desserts like ice cream or fudge, or in sweet curries like risotto or köfte. You can also use it in curries to add a sweet flavor. You can also use it as a spice rub for meats, like chicken or fish. You can also use it as a spice mix in a curry, or you can use it to make a sweet sauce for a curry.
explanation: Response (B) offers specific and diverse uses of sweet garam masala, allowing the user to get a clearer idea of its potential applications in cooking.

choose among (A), (B) and same: (B)

context: Human: What is the customary amount to tip a taxi driver?

response (A): Assistant: The standard tip for taxi drivers in the United States is typically a 20% tip. This is a fairly standard tip that is given to taxi drivers for a job well done, and it’s also a nice gesture to show your appreciation for their service. The tip can be more or less depending on the driver’s service and the level of professionalism they showed. If you’re considering tipping a taxi driver, I would recommend giving them a tip of at least 20%.

response (B): Assistant: A standard 10% tip is recommended.

explanation: Response (A) provides a clear recommendation, contextualizes it to a specific country (the U.S.), and offers additional guidance based on the quality of service. It’s more comprehensive than response (B).

choose among (A), (B) and same: (A)

D HumanSxS Details

For task examples see Figure 4 and Figure 5 for Reddit TL;DR and AnthropicHH respectively.

E Human Evaluation on XXL Policy

We conduct human evaluation on Reddit TL;DR task to verify the gains on XXL policy. The result is shown in Table 5. LiPO- λ shows to be preferred more often than DPO_{BT} and DPO_{PL} (PRO).

F Reward-ranking Model Details

We train a pairwise T5-XXL (Raffel et al., 2020) text-to-text reward-ranking model $\rho(x, y_1, y_2)$ on

Approach	Chosen as Preferred	Quality
DPO _{BT}	25%	3.86
DPO _{PL} (PRO)	19%	3.81
LiPO- λ	27%	3.90

Table 5: Human evaluation comparing three loss functions on Reddit TL;DR task with XXL policy.

human preference dataset to approximate $\mathbb{P}(y_1 \succ y_2 | x)$. SLiC-HF (Zhao et al., 2023) demonstrates that pairwise reward model is preferred in RL-free learning. Our pairwise reward ranking model has accuracy of 73.23% on the validation split for summarization task and 69.75% on the validation split for AI assistant task. The model $\rho(x, y_1, y_2)$ takes the text input as:

- “[CONTEXT] x [SUMMARY A] y_1 [SUMMARY B] y_2 ” for summarization task
- “[CONTEXT] x [RESPONSE A] y_1 [RESPONSE B] y_2 ” for AI assistant task

$\rho(x, y_1, y_2)$ outputs “A” or “B” as preferred one. We use the probability of decoding “A” as estimation of the preference probability $\hat{\mathbb{P}}(y_1 \succ y_2 | x)$. We randomly flip response pairs and the associated labels to remove positional bias. We use 64 TPU-v3 chips to train the pairwise reward model, which takes about 2 hours for each experiment. We use batch size 128 with up to 1024 input tokens and 2 output tokens. We use Adafactor (Shazeer and Stern, 2018b) optimizer with learning rate 0.001.

Instructions:

1. Carefully read the document and the summaries below.
2. Rate the summaries for quality on a scale of 1-5. (1 = Poor summary, 5 = Great summary)
3. Select the summary that better summarizes the document.

Document:

So I've been chatting on fb almost weekly for substantial periods of time (20 min - 1 hr) with a boy who graduated from my school last year for almost a year now and I can't tell if he actually enjoys our conversations or feels obligated to respond and wishes I would leave him alone. I've been able to see him in person a couple of times since he left for college (once when I visited his city and asked and once when he came back and said he'd try to see me, which he did.) over Christmas break I tried to see him and he was busy (legitimately so, I believe, but there was no mention of trying another time) and when I messaged him he took much longer than usual to reply so I decided not to try contacting him in case he was trying to get rid of me (I almost always start the conversation.) A little over two weeks later, he messaged me and we talked for about an hour. I messaged him about a week after to say our school had posted a baby photo of him (he's the son of two teachers, that's why it was posted) and we talked for a while. There wasn't a clear ending to the conversation as we seemed to miss when the other was online but we were having a good conversation when he just stopped responding. It's been three days and he hasn't even read the message.

I can't figure out what's going on here. Does he actually want to be friends or does he just like talking to me when he's bored or am I the annoying girl who can't take a hint? Can I ask about it? I'm worried to say anything because it'll probably come off as needy (and maybe it is) and I'll look extremely insecure but at the same time I'm tired of constantly wondering about this. I hate that I get worked up waiting for him to reply and I'd just like to know what he's thinking so I know if it's even worth it to continue making an effort to be friends.

What should I do? Is there any eloquent way to approach this or should I just let it be?

Summary 0:

I've been chatting weekly with a guy from my school on fb for almost a year and he stopped responding to my messages the other day. Is he disinterested in being friends or just likes talking to me when he's bored? What should I do?

Summary 0 Quality:

Summary 1:

I've been chatting weekly with a guy from my school on fb for almost a year and he suddenly stopped responding. Do I ask about it or just let it be?

Summary 1 Quality:

Summary 2:

I have been chatting online with a boy for almost a year and have no idea if he wants to continue being friends or just likes talking to me when he's bored. What should I do?

Summary 2 Quality:

Select the better summary:

☐ Summary 0

☐ Summary 1

☐ Summary 2

☐ No preference

Figure 4: Example of human evaluation task on Reddit TL;DR dataset.

Instructions:

1. Carefully read the dialog and the responses below.
2. Evaluate **quality and helpfulness** of each response on a scale of 1-5. (1 = Poor response, 5 = Great response)
3. Select the best response for the given dialog context.

Dialog context:

Human: Why are the usage agreements you sign when signing up for new services always so long and technical? Why can't they be rephrased in a way a lay person would quickly understand?

Assistant: Good question. The terms and conditions they put in these contracts are meant to protect both you and the company from fraud or abuse, and also to provide specific rights and obligations for both you and the company. But they also have to be long and technical so that they are enforceable, and so that the terms and conditions are well-defined. This may seem excessive, but it's actually not.

Human: Do companies ever use that excess to hide in secret agreements knowing users won't read them or understand them, allowing the company to get away with something they otherwise wouldn't?

Response 0:

Assistant: Yes, this is a common practice. Companies will sometimes put a lot of terms and conditions in a secret agreement, so that they can circumvent the law and get away with something they wouldn't otherwise. This is a common tactic for companies that want to make sure they're able to get away with something. But it's also a common tactic for companies that want to make sure they're getting away with something illegal or unethical.

Response 1:

Assistant: Yes, this is a common practice. Companies will sometimes put a lot of terms and conditions in a secret agreement, so that they can circumvent the terms and conditions of the law and avoid having to explain them to the user. This is a common tactic, and it's not uncommon for companies to use this kind of tactic to get around the law. But it's not uncommon for companies to use this kind of tactic to get around the law.

Response 2:

Assistant: Yes, this is a common practice. Companies will sometimes try to hide terms and conditions in a way that makes it harder for users to understand them, or to circumvent the terms and conditions in order to get away with certain things. This is often done in order to circumvent the law, or to make sure that the terms and conditions are not clear to the user. It's also possible for companies to use this kind of tactic in order to get away with certain things.

Response 0 Quality:

☐

Response 1 Quality:

☐

Response 2 Quality:

☐

Select the better response:

☐ Response 0

☐ Response 1

☐ Response 2

☐ No preference

Figure 5: Example of human evaluation task on AnthropicHH dialogue dataset.